

265

(12) INTERNATIONAL APPLICATION PUBLISHED UNDER THE PATENT COOPERATION TREATY (PCT)

(19) World Intellectual Property Organization  
International Bureau



(43) International Publication Date  
9 August 2001 (09.08.2001)

PCT

(10) International Publication Number  
WO 01/57275 A2

(51) International Patent Classification<sup>7</sup>: C12Q 1/68,  
G06F 19/00, C07K 14/47

94043 (US). RANK, David, R. [US/US]; 117 El Dorado  
Commons, Fremont, CA 94539 (US).

(21) International Application Number: PCT/US01/00667

(74) Agent: RONNING, Royal, N., Jr.; Amersham Pharma-  
cia Biotech, Inc., 800 Centennial Avenue, Piscataway, NJ  
08855 (US).

(22) International Filing Date: 30 January 2001 (30.01.2001)

(25) Filing Language: English

(81) Designated States (*national*): AE, AG, AL, AM, AT, AU,  
AZ, BA, BB, BG, BR, BY, BZ, CA, CH, CN, CR, CU, CZ,  
DE, DK, DM, DZ, EE, ES, FI, GB, GD, GE, GH, GM, HR,  
HU, ID, IL, IN, IS, JP, KE, KG, KP, KR, KZ, LC, LK, LR,  
LS, LT, LU, LV, MA, MD, MG, MK, MN, MW, MX, MZ,  
NO, NZ, PL, PT, RO, RU, SD, SE, SG, SI, SK, SL, TJ, TM,  
TR, TT, TZ, UA, UG, US, UZ, VN, YU, ZA, ZW.

(26) Publication Language: English

(30) Priority Data:  
60/180,312 4 February 2000 (04.02.2000) US  
60/207,456 26 May 2000 (26.05.2000) US  
09/608,408 30 June 2000 (30.06.2000) US  
09/632,366 3 August 2000 (03.08.2000) US  
60/234,687 21 September 2000 (21.09.2000) US  
60/236,359 27 September 2000 (27.09.2000) US  
0024263.6 4 October 2000 (04.10.2000) GB

(84) Designated States (*regional*): ARIPO patent (GH, GM,  
KE, LS, MW, MZ, SD, SL, SZ, TZ, UG, ZW), Eurasian  
patent (AM, AZ, BY, KG, KZ, MD, RU, TJ, TM), European  
patent (AT, BE, CH, CY, DE, DK, ES, FI, FR, GB, GR, IE,  
IT, LU, MC, NL, PT, SE, TR), OAPI patent (BF, BJ, CF,  
CG, CI, CM, GA, GN, GW, ML, MR, NE, SN, TD, TG).



(71) Applicant (*for all designated States except US*): MOLEC-  
ULAR DYNAMICS, INC. [—/US]; 928 East Arques Av-  
enue, Sunnyvale, CA 94086 (US).

**Published:**

— *without international search report and to be republished  
upon receipt of that report*

(72) Inventors; and

(75) Inventors/Applicants (*for US only*): PENN, Sharron,  
G. [GB/US]; 617 South Delaware Street, San Mateo, CA  
94402 (US). HANZEL, David, K. [US/US]; 988 Loma  
Verde Avenue, Palo Alto, CA 94303 (US). CHEN, Wen-  
sheng [CN/US]; 210 Easy Street #25, Mountain View, CA

*For two-letter codes and other abbreviations, refer to the "Guid-  
ance Notes on Codes and Abbreviations" appearing at the begin-  
ning of each regular issue of the PCT Gazette.*

WO 01/57275 A2

(54) Title: HUMAN GENOME-DERIVED SINGLE EXON NUCLEIC ACID PROBES USEFUL FOR ANALYSIS OF GENE  
EXPRESSION IN HUMAN BRAIN

(57) Abstract: A single exon nucleic acid microarray comprising a plurality of single exon nucleic acid probes for measuring gene  
expression in a sample derived from human brain is described. Also described are single exon nucleic acid probes expressed in the  
brain and their use in methods for detecting gene expression.

HUMAN GENOME-DERIVED SINGLE EXON NUCLEIC ACID PROBES USEFUL  
FOR ANALYSIS OF GENE EXPRESSION IN HUMAN BRAIN

CROSS REFERENCE TO RELATED APPLICATIONS

5

The present application is a continuation-in-part of U.S. patent application serial nos. 09/632,366, filed August 3, 2000 and 09/608,408, filed June 30, 2000; claims the benefit under 35 U.S.C. s 119(e) of U.S. provisional patent application serial nos. 60/236,359, filed September 27, 10 2000, 60/234,687, filed September 21, 2000, 60/207,456, filed May 26, 2000, and 60/180,312, filed February 4, 2000; and further claims the benefit under 35 U.S.C. s 119(a) of UK patent application no. 0024263.6, filed October 4, 2000, 15 the disclosures of which are incorporated herein by reference in their entireties.

REFERENCE TO SEQUENCE LISTING AND INCORPORATION BY  
REFERENCE THEREOF

20

The present application includes a Sequence Listing in electronic format, filed pursuant to PCT Administrative Instructions 801 - 806 on a single CD-R disc, in triplicate, containing a file named pto\_BRAIN.txt, created 25 24 January 2001, having 25,840,972 bytes. The Sequence Listing contained in said file on said disc is incorporated herein by reference in its entirety.

Field of the Invention

30

The present invention relates to genome-derived single exon microarrays useful for verifying the expression of regions of genomic DNA predicted to encode protein. In particular, the present invention relates to unique genome- 35 derived single exon nucleic acid probes expressed in human



brain and single exon nucleic acid microarrays that include such probes.

#### Background of the Invention

5           For almost two decades following the invention of general techniques for nucleic acid sequencing, Sanger et al., *Proc. Natl. Acad. Sci. USA* 70(4):1209-13 (1973); Gilbert et al., *Proc. Natl. Acad. Sci. USA* 70(12):3581-4 (1973), these techniques were used principally as tools to  
10 further the understanding of proteins - known or suspected - about which a basic foundation of biological knowledge had already been built. In many cases, the cloning effort that preceded sequence identification had been both informed and directed by that antecedent  
15 biological understanding.

          For example, the cloning of the T cell receptor for antigen was predicated upon its known or suspected cell type-specific expression, by its suspected membrane association, and by the predicted assembly of its gene via  
20 T cell-specific somatic recombination. Subsequent sequencing efforts at once confirmed and extended understanding of this family of proteins. Hedrick et al., *Nature* 308(5955):153-8 (1984).

          More recently, however, the development of high  
25 throughput sequencing methods and devices, in concert with large public and private undertakings to sequence the human and other genomes, has altered this investigational paradigm: today, sequence information often precedes understanding of the basic biology of the encoded protein  
30 product.

          One of the approaches to large-scale sequencing is predicated upon the proposition that expressed sequences - that is, those accessible through isolation of mRNA - are of greatest initial interest. This "expressed  
35 sequence tag" ("EST") approach has already yielded vast

amounts of sequence data (see for example Adams *et al.*,  
*Science* 252:1651 (1991); Williamson, *Drug Discov. Today*  
4:115 (1999)). For nucleic acids sequenced by this  
approach, often the only biological information that is  
5 known *a priori* with any certainty is the likelihood of  
biologic expression itself. By virtue of the species and  
tissue from which the mRNA had originally been obtained,  
most such sequences are also annotated with the identity of  
the species and at least one tissue in which expression  
10 appears likely.

More recently, the pace of genomic sequencing has  
accelerated dramatically. When genomic DNA serves as the  
initial substrate for sequencing efforts, expression cannot  
be presumed; often the only *a priori* biological information  
15 about the sequence includes the species and chromosome (and  
perhaps chromosomal map location) of origin.

With the ever-accelerating pace of sequence  
accumulation by directed, EST, and genomic sequencing  
approaches – and in particular, with the accumulation of  
20 sequence information from multiple genera, from multiple  
species within genera, and from multiple individuals within  
a species – there is an increasing need for methods that  
rapidly and effectively permit the functions of nucleic  
sequences to be elucidated. And as such functional  
25 information accumulates, there is a further need for  
methods of storing such functional information in  
meaningful and useful relationship to the sequence itself;  
that is, there is an increasing need for means and  
apparatus for annotating raw sequence data with known or  
30 predicted functional information.

Although the increase in the pace of genomic  
sequencing is due in large part to technological changes in  
sequencing strategies and instrumentation, Service, *Science*  
280:995 (1998); Pennisi, *Science* 283: 1822-1823 (1999),  
35 there is an important functional motivation as well.

While it was understood that the EST approach would rarely be able to yield sequence information about the noncoding portions of the genome, it now also appears the EST approach is capable of capturing only a fraction of a genome's actual expression complexity.

For example, when the *C. elegans* genome was fully sequenced, gene prediction algorithms identified over 19,000 potential genes, of which only 7,000 had been found by EST sequencing. *C. elegans* Sequencing Consortium, *Science* 282:2012 (1998). Analogously, the recently completed sequence of chromosome 2 of *Arabidopsis* predicts over 4000 genes, Lin et al., *Nature*, 402:761 (1999), of which only about 6% had previously been identified via EST sequencing efforts. Although the human genome has the greatest depth of EST coverage, it is still woefully short of surrendering all of its genes. One recent estimate suggests that the human genome contains more than 146,000 genes, which would at this point leave greater than half of the genes undiscovered. It is now predicted that many genes, perhaps 20 to 50%, will only be found by genomic sequencing.

There is, therefore, a need for methods that permit the functional regions of genomic sequence – and most importantly, but not exclusively, regions that function to encode genes – to be identified.

Much of the coding sequence of the human genome is not homologous to known genes, making detection of open reading frames ("ORFs") and predictions of gene function difficult. Computational methods exist for predicting coding regions in eukaryotic genomes. Gene prediction programs such as GRAIL and GRAIL II, Uberbacher et al., *Proc. Natl. Acad. Sci. USA* 88(24):11261-5 (1991); Xu et al., *Genet. Eng.* 16:241-53 (1994); Uberbacher et al., *Methods Enzymol.* 266:259-81 (1996); GENEFINDER, Solovyev et al., *Nucl. Acids. Res.* 22:5156-63 (1994); Solovyev et al.,

*Ismb* 5:294-302 (1997); and GENESCAN, Burge et al., *J. Mol. Biol.* 268:78-94 (1997), predict many putative genes without known homology or function. Such programs are known, however, to give high false positive rates. Burset et al.,  
5 *Genomics* 34:353-367 (1996). Using a consensus obtained by a plurality of such programs is known to increase the reliability of calling exons from genomic sequence. Ansari-Lari et al., *Genome Res.* 8(1):29-40 (1998)

Identification of functional genes from genomic  
10 data remains, however, an imperfect art. For example, in reporting the full sequence of human chromosome 21, the Chromosome 21 Mapping and Sequencing Consortium reports that prior bioinformatic estimates of human gene number may need to be revised substantially downwards. *Nature*  
15 405:311-199 (2000); Reeves, *Nature* 405:283-284 (2000).

Thus, there is a need for methods and apparatus that permit the functions of the regions identified bioinformatically – and specifically, that permit the expression of regions predicted to encode protein – readily  
20 to be confirmed experimentally.

Recently, the development of nucleic acid microarrays has made possible the automated and highly parallel measurement of gene expression. Reviewed in Schena (ed.), DNA Microarrays : A Practical Approach  
25 (Practical Approach Series), Oxford University Press (1999) (ISBN: 0199637768); *Nature Genet.* 21(1)(suppl):1 - 60 (1999); Schena (ed.), Microarray Biochip: Tools and Technology, Eaton Publishing Company/BioTechniques Books Division (2000) (ISBN: 1881299376).

30 It is common for microarrays to be derived from cDNA/EST libraries, either from those previously described in the literature, such as those from the I.M.A.G.E. consortium, Lennon et al., *Genomics* 33(1):151-2 (1996), or from the construction of "problem specific" libraries  
35 targeted at a particular biological question, R.S. Thomas

*et al.*, *Cancer Res.* (in press). Such microarrays by definition can measure expression only of those genes found in EST libraries, and thus have not been useful as probes for genes discovered solely by genomic sequencing.

5           The utility of using whole genome nucleic acid microarrays to answer certain biological questions has been demonstrated for the yeast *Saccharomyces cerevisiae*. De Risi *et al.*, *Science* 278:680 (1997). The vast majority of yeast nuclear genes, approximately 95% however, are single  
10 exon genes, *i.e.*, lack introns, Lopez *et al.*, *RNA* 5:1135-1137 (1999); Goffeau *et al.*, *Science* 274:563-67 (1996), permitting coding regions more readily to be identified. Whole genome nucleic acid microarrays have not generally  
15 been used to probe gene expression from more complex eukaryotic genomes, and in particular from those averaging more than one intron per gene.

          Diseases of the brain and nervous system are a significant cause of human morbidity and mortality. Increasingly, genetic factors are being found that  
20 contribute to predisposition, onset, and/or aggressiveness of most, if not all, of these diseases. Although mutations in single genes have been identified as causative for some diseases of the brain and nervous system, for the most part these disorders are believed to have polygenic etiologies.  
25 There is a need for methods and apparatus that permit prediction, diagnosis and prognosis of diseases of the brain and nervous system particularly those diseases with polygenic etiology.

### 30 Summary of the Invention

          The present invention solves these and other problems in the art by providing methods and apparatus for predicting, confirming, and displaying functional  
35 information derived from genomic sequence. The present

invention also provides apparatus for verifying the expression of putative genes identified within genomic sequence.

In particular, the invention provides novel  
5 genome-derived single exon nucleic acid microarrays useful for verifying the expression of putative genes identified within genomic sequence.

The present invention also provides compositions and kits for the ready production of nucleic acids  
10 identical in sequence to, or substantially identical in sequence to, probes on the genome-derived single exon microarrays of the present invention.

Accordingly, in a first aspect of the invention, there is provided a spatially-addressable set of single  
15 exon nucleic acid probes for measuring gene expression in a sample derived from human brain, comprising a plurality of single exon nucleic acid probes according to any one of the nucleotide sequences set out in SEQ ID NOs: 1 - 12,821 or a complementary sequence, or a portion of such a sequence.

20 By plurality is meant at least two, suitably at least 20, most suitably at least 100, preferably at least 1000 and, most preferably, upto 5000.

In one embodiment of the first aspect, each of said plurality of probes is separately and addressably  
25 amplifiable.

In an alternative embodiment, each of said plurality of probes is separately and addressably isolatable from said plurality.

In a preferred embodiment, each of said plurality  
30 of probes is amplifiable using at least one common primer. Preferably, each of said plurality of probes is amplifiable using a first and a second common primer.

In yet another embodiment, said set of single exon nucleic acid probes comprises between 50 - 20,000  
35 probes, for example, 50 - 5000.

Suitably, said set of single exon nucleic acid probes comprises at least 50 - 1000 discrete single exon nucleic acid probes having a sequence as set out in any of SEQ ID NOS.: 1 - 25,434 or a complimentary sequence, or a  
5 portion of such a sequence.

Preferably, the average length of the single exon nucleic acid probes is between 200 and 500 bp. It is preferred that the average length should be at least 200bp, suitably at least 250bp, most suitably at least 300bp,  
10 preferably at least 400bp and, most preferably, 500 bp.

In another embodiment, the single exon nucleic acid probes lack prokaryotic and bacteriophage vector sequence. It is preferred that at least 50%, suitably at least 60%, most suitably at least 70%, preferably at least  
15 75%, more preferably at least 80, 85, 90, 95 or 99% of said single exon nucleic acid probes lack prokaryotic and bacteriophage vector sequence.

In another preferred embodiment, said single exon nucleic acid lack homopolymeric stretches of A or T. It is preferred that at least 50%, suitably at least 60%, most  
20 suitably at least 70%, preferably at least 75%, more preferably at least 80, 85, 90, 95 or 99% of said single exon nucleic acid probes lack homopolymeric stretches of A or T.

Preferably, a spatially-addressable set of single exon nucleic acid probes in accordance with the first aspect of the invention is addressably disposed upon a  
25 substrate.

Suitable substrates include a filter membrane  
30 which may, preferably, be nitrocellulose or nylon. The nylon may preferably, be positively-charged. Other suitable substrates include glass, amorphous silicon, crystalline silicon, and plastic. Further suitable materials include polymethylacrylic, polyethylene, polypropylene,  
35 polyacrylate, polymethylmethacrylate, polyvinylchloride,

polytetrafluoroethylene, polystyrene, polycarbonate, polyacetal, polysulfone, celluloseacetate, cellulosenitrate, nitrocellulose, and mixtures thereof.

In a second aspect of the invention, there is provided a microarray comprising a spatially addressable set of single exon nucleic acid probes in accordance with the first aspect of the invention.

In one embodiment, a genome-derived single-exon microarray is packaged together with such an ordered set of amplifiable probes corresponding to the probes, or one or more subsets of probes, thereon. In alternative embodiments, the ordered set of amplifiable probes is packaged separately from the genome-derived single exon microarray.

In another aspect, the invention provides genome-derived single exon nucleic acid probes useful for gene expression analysis, and particularly for gene expression analysis by microarray. In particular embodiments of this aspect, the present invention provides human single-exon probes that include specifically-hybridizable fragments of SEQ ID Nos. 12,822 - 25,434, wherein the fragment hybridizes at high stringency to an expressed human gene. In particular embodiments, the invention provides single exon probes comprising SEQ ID Nos. 1 - 12,821.

Accordingly, in a third aspect of the invention, there is provided a single exon nucleic acid probe for measuring human gene expression in a sample derived from human brain which is a nucleic acid molecule comprising a nucleotide sequence as set out in any of SEQ ID NOs.: 1 - 12,821 or a complementary sequence or a fragment thereof wherein said probe hybridizes at high stringency to a nucleic acid expressed in the human brain.

In one embodiment, a single exon nucleic acid probe in accordance with the third aspect comprises a nucleotide sequence as set out in any of SEQ ID NOs.:



12,822 - 25,434 or a complementary sequence or a fragment thereof.

In a fourth aspect of the invention, there is provided a single exon nucleic acid probe for measuring  
5 human gene expression in a sample derived from human brain which is a nucleic acid molecule having a sequence encoding a peptide comprising a peptide sequence as set out in any of SEQ ID NOs.: 25,435 - 37,811 or a complementary sequence or a fragment thereof wherein said probe hybridizes at high  
10 stringency to a nucleic acid expressed in the human brain.

Preferably, a single exon nucleic acid probe in accordance with the third or fourth aspects of the invention comprises between at least 15 and 50 contiguous nucleotides of said SEQ ID NO:. It is preferred that the  
15 single exon nucleic acid probe comprises at least 15, suitably at least 20, more suitably at least 25 or preferably at least 50 contiguous nucleotides of said SEQ ID NO:.

In another preferred embodiment, a single exon  
20 nucleic acid probe in accordance with the third or fourth aspects of the invention is between 3kb and 25kb in length. It is preferred that said probe is no more than 3kb, suitably no more than 5kb, more suitably no more than 10kb, preferably 15kb, more preferably 20kb or, most preferably,  
25 no more than 20kb in length.

Preferably, a single exon nucleic acid probe in accordance with either the fifth or sixth aspect of the invention is DNA, preferably single-stranded DNA, RNA or PNA.

30 In another embodiment of either the third or fourth aspect of the invention, a single exon nucleic acid probe is detectably labeled. Suitable detectable labels include a radionuclide, a fluorescent label or a first member of a specific binding pair. Suitable fluorescent  
35 labels include dyes such as cyanine dyes, preferably Cy3

and Cy5 although other suitable dyes will be known to those skilled in the art.

In a particularly preferred embodiment, a single exon nucleic acid probe in accordance with either the third or fourth aspect of the invention lacks prokaryotic and bacteriophage vector sequence. In yet another embodiment, a single exon nucleic acid probe in accordance with either the third or fourth aspect of the invention lacks homopolymeric stretches of A or T.

In a fifth aspect of the invention, there is provided an amplifiable nucleic acid composition, comprising:

the single exon nucleic acid probe in accordance with either of the third or fourth aspects of the invention; and at least one nucleic acid primer;

wherein said at least one primer is sufficient to prime enzymatic amplification of said probe.

In a sixth aspect of the invention, there is provided a method of measuring gene expression in a sample derived from human brain, comprising:

contacting the single exon microarray in accordance with the second aspect of the invention, with a first collection of detectably labeled nucleic acids, said first collection of nucleic acids derived from mRNA of human brain; and then

measuring the label detectably bound to each probe of said microarray.

In a seventh aspect of the invention, there is provided a method of identifying exons in a eukaryotic genome, comprising:

algorithmically predicting at least one exon from genomic sequence of said eukaryote; and then

detecting specific hybridization of detectably labeled nucleic acids to a single exon probe,

wherein said detectably labeled nucleic acids are

derived from mRNA from the brain of said eukaryote, said probe is a single exon probe having a fragment identical in sequence to, or complementary in sequence to, said predicted exon, said probe is included within a single exon  
5 microarray in accordance with the first aspect of the invention, and said fragment is selectively hybridizable at high stringency.

In a eighth aspect of the invention, there is provided a method of assigning exons to a single gene,  
10 comprising:

identifying a plurality of exons from genomic sequence in accordance with the seventh aspect of the invention; and then

measuring the expression of each of said exons in  
15 a plurality of tissues and/or cell types using hybridization to single exon microarrays having a probe with said exon,

wherein a common pattern of expression of said exons in said plurality of tissues and/or cell types  
20 indicates that the exons should be assigned to a single gene.

In an ninth aspect of the invention, there is provided a nucleic acid sequence as set out in any of SEQ ID NOS: 1 - 25,434 wherein said sequence encodes a peptide.

25 In a tenth aspect of the invention, there is provided a peptide encoded by a sequence comprising a sequence as set out in any of SEQ ID NOS: 12,822 - 25,434, or a complementary sequence or coding portion thereof.

In a preferred embodiment, a peptide may be  
30 encoded by a sequence comprising a sequence set out in any of SEQ ID NOS.: 1 -12,821.

In a further aspect, the invention provides peptides comprising an amino acid sequence translated from the DNA fragments, said amino acid sequences comprising SEQ  
35 ID NOS.: 25,435 - 37,811.

Accordingly in a eleventh aspect of the invention there is provided a peptide comprising a sequence as set out in any of SEQ ID NOs: 25,435 - 37,811, or fragment thereof.

5 In another aspect, the invention provides means for displaying annotated sequence, and in particular, for displaying sequence annotated according to the methods and apparatus of the present invention. Further, such display can be used as a preferred graphical user interface for  
10 electronic search, query, and analysis of such annotated sequence.

#### Detailed Description of the Invention

15

##### Definitions

As used herein, the term "microarray" and phrase "nucleic acid microarray" refer to a substrate-bound collection of plural nucleic acids, hybridization to each  
20 of the plurality of bound nucleic acids being separately detectable. The substrate can be solid or porous, planar or non-planar, unitary or distributed.

As so defined, the term "microarray" and phrase "nucleic acid microarray" include all the devices so called  
25 in Schena (ed.), DNA Microarrays: A Practical Approach (Practical Approach Series), Oxford University Press (1999) (ISBN: 0199637768); *Nature Genet.* 21(1)(suppl):1 - 60 (1999); and Schena (ed.), Microarray Biochip: Tools and Technology, Eaton Publishing Company/BioTechniques Books  
30 Division (2000) (ISBN: 1881299376). As so defined, the term "microarray" and phrase "nucleic acid microarray" further include substrate-bound collections of plural nucleic acids in which the nucleic acids are distributably disposed on a plurality of beads, rather than on a unitary  
35 planar substrate, as is described, *inter alia*, in Brenner

*et al.*, *Proc. Natl. Acad. Sci. USA* 97(4):166501670 (2000); in such case, the term "microarray" and phrase "nucleic acid microarray" refer to the plurality of beads in aggregate.

5           As used herein with respect to a nucleic acid microarray, the term "probe" refers to the nucleic acid that is, or is intended to be, bound to the substrate; in such context, the term "target" thus refers to nucleic acid intended to be bound thereto by Watson-Crick  
10 complementarity. As used herein with respect to solution phase hybridization, the term "probe" refers to the nucleic acid of known sequence that is detectably labeled.

          As used herein, the expression "probe comprising SEQ ID NO.", and variants thereof, intends a nucleic acid  
15 probe, at least a portion of which probe has either (i) the sequence directly as given in the referenced SEQ ID NO., or (ii) a sequence complementary to the sequence as given in the referenced SEQ ID NO., the choice as between sequence directly as given and complement thereof dictated by the  
20 requirement that the probe hybridize to mRNA.

          As used herein, the term "open reading frame" and the equivalent acronym "ORF" refer to that portion of an exon that can be translated in its entirety into a sequence of contiguous amino acids i.e. a nucleic acid sequence  
25 that, in at least one reading frame, does not possess stop codons; the term does not require that the ORF encode the entirety of a natural protein.

          As used herein, the term "amplicon" refers to a PCR product amplified from human genomic DNA, containing  
30 the predicted exon.

          As used herein the term "exon" refers to the consensus prediction of the various exon and gene predicting algorithms i.e. a nucleic acid sequence bioinformatically predicted to encode a portion of a  
35 natural protein.

As used herein, the term "peptide" refers to a sequence of amino acids. The sequences referred to as PEPTIDE SEQ ID NOS.: are the predicted peptide sequences that would be translated from one of the exons, or a portion thereof set out in exon SEQ ID NOS.:. The codons encoding the peptide are wholly contained within the exon.

As used herein, a "portions" of a defined nucleotide sequence or sequences can be and, preferably, are fragments unique to that sequence or to one or a combination of those sequences. A fragment unique to a nucleic acid molecule is one that is a signature for the larger nucleic acid molecule.

As used herein, the phrase "expression of a probe" and its linguistic variants means that the ORF present within the probe, or its complement, is present within a target mRNA.

As used herein, "stringent conditions" refers to parameters well known to those skilled in the art. When a nucleic acid molecule is said to be hybridisable to another of a given sequence under "stringent conditions" it is meant that it is homologous to the given sequence.

As used herein, the phrase "specific binding pair" intends a pair of molecules that bind to one another with high specificity. Binding pairs are said to exhibit specific binding when they exhibit avidity of at least  $10^7$ , preferably at least  $10^8$ , more preferably at least  $10^9$  liters/mole. Nonlimiting examples of specific binding pairs are: antibody and antigen; biotin and avidin; and biotin and streptavidin.

As used herein with respect to the visual display of annotated genomic sequence, the term "rectangle" means any geometric shape that has at least a first and a second border, wherein the first and second borders each are capable of mapping uniquely to a point of another visual object of the display.

As used herein, a "Mondrian" means a visual display in which a single genomic sequence is annotated with predicted and experimentally confirmed functional information.

5

### Brief Description of the Drawings

The present invention is further illustrated with reference to the following non-limiting figures and examples in which:

FIG. 1 illustrates a process for predicting functional regions from genomic sequence, confirming the functional activity of such regions experimentally, and associating and displaying the data so obtained in meaningful and useful relationship to the original sequence data;

FIG. 2 further elaborates that portion of the process schematized in FIG. 1 for predicting functional regions from genomic sequence;

FIG. 3 illustrates a Mondrian visual display;

FIG. 4 presents a Mondrian showing a hypothetical annotated genomic sequence;

FIG. 5 is a histogram showing the distribution of ORF length and PCR products as obtained, with ORF length shown in black and PCR product length shown in dotted lines;

FIG. 6 is a histogram showing the distribution, among exons predicted according to the methods described, of expression as measured using simultaneous two color hybridization to a genome-derived single exon microarray. The graph shows the number of sequence-verified products that were either not expressed ("0"), expressed in one or more but not all tested tissues ("1" - "9"), or expressed in all tissues tested ("10");

FIG. 7 is a pictorial representation of the expression of verified sequences that showed expression with signal intensity greater than 3 in at least one tissue, with: FIG. 7A showing the expression as measured by microarray hybridization in each of the 10 measured tissues, and the expression as measured "bioinformatically" by query of EST, NR and SwissProt databases; with FIG. 7B showing the legend for display of physical expression (ratio) in FIG. 7A; and with FIG. 7C showing the legend for scoring EST hits as depicted in FIG. 7A;

FIG. 8 shows a comparison of normalized CY3 signal intensity for arrayed sequences that were identical to sequences in existing EST, NR and SwissProt databases or that were dissimilar (unknown), where black denotes the signal intensity for all sequence-verified products with a BLAST Expect ("E") value of greater than  $1e^{-30}$  ( $1 \times 10^{-30}$ ) ("unknown") and a dotted line denotes sequence-verified spots with a BLAST expect ("E") value of less than  $1e^{-30}$  ( $1 \times 10^{-30}$ ) ("known");

FIG. 9 presents a Mondrian of BAC AC008172 (bases 25,000 to 130,000), containing the carbamyl phosphate synthetase gene (AF154830.1); and

FIG. 10 is a Mondrian of BAC A049839.

25

Methods and Apparatus for Predicting, Confirming, Annotating, and Displaying Functional Regions From Genomic Sequence Data

30

FIG. 1 is a flow chart illustrating in broad outline a process for predicting functional regions from genomic sequence, confirming and characterizing the functional activity of such regions experimentally, and then associating and displaying the information so obtained in meaningful and useful relationship to the original

35



sequence data.

The initial input into process 10 of the present invention is drawn from one or more databases 100 containing genomic sequence data. Because genomic sequence  
5 is usually obtained from subgenomic fragments, the sequence data typically will be stored in a series of records corresponding to these subgenomic sequenced fragments. Some fragments will have been catenated to form larger contiguous sequences ("contigs"); others will not. A  
10 finite percentage of sequence data in the database will typically be erroneous, consisting *inter alia* of vector sequence, sequence created from aberrant cloning events, sequence of artificial polylinkers, and sequence that was erroneously read.

15 Each sequence record in database 100 will minimally contain as annotation a unique sequence identifier (accession number), and will typically be annotated further to identify the date of accession, species of origin, and depositor. Because database 100 can  
20 contain nongenomic sequence, each sequence will typically be annotated further to permit query for genomic sequence. Chromosomal origin, optionally with map location, can also be present. Data can be, and over time increasingly will be, further annotated with additional information, in part  
25 through use of the present invention, as described below. Annotation can be present within the data records, in information external to database 100 and linked to the records thereto, or through a combination of the two.

Databases useful as genomic sequence database 100  
30 in the present invention include GenBank, and particularly include several divisions thereof, including the htgs(draft), NT (nucleotide, command line), and NR (nonredundant) divisions. GenBank is produced by the National Institutes of Health and is maintained by the  
35 National Center for Biotechnology Information (NCBI).

Databases of genomic sequence from species other than human, such as mouse, rat, *Arabidopsis*, *C. elegans*, *C. brigssii*, *Drosophila*, zebra fish, and other higher eukaryotic organisms will also prove useful as genomic  
5 sequence database 100.

Genomic sequence obtained by query of genomic sequence database 100 is then input into one or more processes 200 for identification of regions therein that are predicted to have a biological function as specified by  
10 the user. Such functions include, but are not limited to, encoding protein, regulating transcription, regulating message transport after transcription into mRNA, regulating message splicing after transcription into mRNA, of  
15 mRNA, and the like. Other functions include directing somatic recombination events, contributing to chromosomal stability or movement, contributing to allelic exclusion or X chromosome inactivation, and the like.

The particular genomic sequence to be input into  
20 process 200 will depend upon the function for which relevant sequence is to be identified as well as upon the approach chosen for such identification. Process step 200 can be iterated to identify different functions within a given genomic region. In such case, the input often will  
25 be different for the several iterations.

Sequences predicted to have the requisite function by process 200 are then input into process 300, where a subset of the input sequences suitable for experimental confirmation is identified. Experimental  
30 confirmation can involve physical and/or bioinformatic assay. Where the subsequent experimental assay is bioinformatic, rather than physical, there are fewer constraints on the sequences that can be tested, and in this latter case therefore process 300 can output the  
35 entirety of the input sequence.

The subset of sequences output from process 300 is then used in process 400 for experimental verification and characterization of the function predicted in process 200, which experimental verification can, and often will, include both physical and bioinformatic assay.

Process 500 annotates the sequence data with the functional information obtained in the physical and/or bioinformatic assays of process 400. Such annotation can be done using any technique that usefully relates the functional information to the sequence, as, for example, by incorporating the functional data into the sequence data record itself, by linking records in a hierarchical or relational database, by linking to external databases, by a combination thereof, or by other means well known within the database arts. The data can even be submitted for incorporation into databases maintained by others, such as GenBank, which is maintained by NCBI.

As further noted in FIG. 1, additional annotation can be input into process 500 from external sources 600.

The annotated data is then displayed in process 800, either before, concomitantly with, or after optional storage 700 on nontransient media, such as magnetic disk, optical disc, magneto-optical disk, flash memory, or the like.

FIG. 1 shows that the experimental data output from process 400 can be used in each preceding step of process 10: e.g., facilitating identification of functional sequences in process 200, facilitating identification of an experimentally suitable subset thereof in process 300, and facilitating creation of physical and/or informational substrates for, and performance of subsequent assay, of functional sequences in process 400.

Information from each step can be passed directly to the succeeding process, or stored in permanent or interim form prior to passage to the succeeding process.

Often, data will be stored after each, or at least a plurality, of such process steps. Any or all process steps can be automated.

FIG. 2 further elaborates the prediction of functional sequence within genomic sequence according to process 200.

Genomic sequence database 100 is first queried 20 for genomic sequence.

The sequence required to be returned by query 20 will depend, in the first instance, upon the function to be identified.

For example, genomic sequences that function to encode protein can be identified *inter alia* using gene prediction approaches, comparative sequence analysis approaches, or combinations of the two. In gene prediction analysis, sequence from one genome is input into process 200 where at least one, preferably a plurality, of algorithmic methods are applied to identify putative coding regions. In comparative sequence analysis, by contrast, corresponding, e.g., syntenic, sequence from a plurality of sources, typically a plurality of species, is input into process 200, where at least one, possibly a plurality, of algorithmic methods are applied to compare the sequences and identify regions of least variability.

The exact content of query 20 will also depend upon the database queried. For example, if the database contains both genomic and nongenomic sequence, perhaps derived from multiple species, and the function to be determined is protein coding regions in human genomic sequence, the query will accordingly require that the sequence returned be genomic and derived from humans.

Query 20 can also incorporate criteria that compel return of sequence that meets operative requirements of the subsequent analytical method. Alternatively, or in addition, such operative criteria can be enforced in

subsequent preprocess step 24.

For example, if the function sought to be identified is protein coding, query 20 can incorporate criteria that return from genomic sequence database 100  
5 only those sequences present within contigs sufficiently long as to have obviated substantial fragmentation of any given exon among a plurality of separate sequence fragments.

Such criteria can, for example, consist of a  
10 required minimal individual genomic sequence fragment length, such as 10 kb, more typically 20 kb, 30 kb, 40kb, and preferably 50 kb or more, as well as an optional further or alternative requirement that sequence from any given clone, such as a bacterial artificial chromosome  
15 ("BAC"), be presented in no more than a finite maximal number of fragments, such as no more than 20 separate pieces, more typically no more than 15 fragments, even more typically no more than about 10 - 12 fragments.

Results using the present invention have shown  
20 that genomic sequence from bacterial artificial chromosomes (BACs) is sufficient for gene prediction analysis according to the present invention if the sequence is at least 50 kb in length, and if additionally the sequence from any given BAC is presented in fewer than 15, and preferably fewer  
25 than 10, fragments. Accordingly, query 20 can incorporate a requirement that data accessioned from BAC sequencing be in fewer than 15, preferably fewer than 10, fragments.

An additional criterion that can be incorporated into the query can be the date, or range of dates, of  
30 sequence accession. Although the process has been described above as if genomic sequence database 100 were static, it is of course understood that the genomic sequence databases need not be static, and indeed are typically updated on a frequent, even hourly, basis. Thus,  
35 as further described in Examples 1 and 2, *infra*, it is

possible to query the database for newly added sequence, either newly added after an absolute date, or newly added relative to a prior analysis performed using the methods and apparatus of the present invention. In this way, the process herein described can incorporate a dynamic, temporal component.

One utility of such temporal limitation is to identify, from newly accessioned genomic sequence, the presence of novel genes, particularly those not previously identified by EST sequencing (or other sequencing efforts that are similarly based upon gene expression). As further described in Example 1, such an approach has shown that newly accessioned human genomic sequence, when analyzed for sequences that function to encode protein, readily identifies genes that are novel over those in existing EST and other expression databases. This makes the methods of the present invention extremely powerful gene discovery tools. And as would be appreciated, such gene discovery can be performed using genomic sequence from species other than human.

If query 20 incorporates multiple criteria, such as above-described, the multiple criteria can be performed as a series of separate queries or as a single query, depending in part upon the query language, the complexity of the query, and other considerations well known in the database arts.

If query 20 returns no genomic sequence meeting the query criteria, the negative result can be reported by process 22, and process 200 (and indeed, entire process 10) ended 23, as shown. Alternatively, or in addition to report and termination of the initial inquiry, a new query 20 can be generated that takes into account the initial negative result.

When query 20 returns sequence meeting the query criteria, the returned sequence is then passed to optional

preprocessing 24, suitable and specific for the desired analytical approach and the particular analytical methods thereof to be used in process 25.

Preprocessing 24 can include processes suitable  
5 for many approaches and methods thereof, as well as processes specifically suited for the intended subsequent analysis.

Preprocessing 24 suitable for most approaches and methods will include elimination of sequence irrelevant to,  
10 or that would interfere with, the subsequent analysis. Such sequence includes repetitive sequence, such as Alu repeats and LINE elements, vector sequence, artificial sequence, such as artificial polylinkers, and the like. Such removal can readily be performed by identification and  
15 subsequent masking of the undesired sequence.

Identification can be effected by comparing the genomic sequence returned by query 20 with public or private databases containing known repetitive sequence, vector sequence, artificial sequence, and other artifactual  
20 sequence. Such comparison can readily be done using programs well known in the art, such as CROSS\_MATCH, or by proprietary sequence comparison programs the engineering of which is well within the skill in the art.

Alternatively, or in addition, undesirable,  
25 including artifactual, sequence can be identified algorithmically without comparison to external databases and thereafter removed. For example, synthetic polylinker sequence can be identified by an algorithm that identifies a significantly higher than average density of known  
30 restriction sites. As another example, vector sequence can be identified by algorithms that identify nucleotide or codon usage at variance with that of the bulk of the genomic sequence.

Once identified, undesired sequence can be  
35 removed. Removal can usefully be done by masking the

undesired sequence as, for example, by converting the specific nucleotide references to one that is unrecognized by the subsequent bioinformatic algorithms, such as "X". Alternatively, but at present less preferred, the undesired  
5 sequence can be excised from the returned genomic sequence, leaving gaps.

Preprocessing 24 can further include selection from among duplicative sequences of that one sequence of highest quality. Higher quality can be measured as a lower  
10 percentage of, fewest number of, or least densely clustered occurrence of ambiguous nucleotides, defined as those nucleotides that are identified in the genomic sequence using symbols indicating ambiguity. Higher quality can also or alternatively be valued by presence in the longest  
15 contig.

Preprocessing 24 can, and often will, also include formatting of the data as specifically appropriate for passage to the analytical algorithms of process 25. Such formatting can and typically will include, *inter alia*,  
20 addition of a unique sequence identifier, either derived from the original accession number in genomic sequence database 100, or newly applied, and can further include additional annotation. Formatting can include conversion from one to another sequence listing standard, such as  
25 conversion to or from FASTA or the like, depending upon the input expected by the subsequent process.

Preprocessing, which can be optional depending upon the function desired to be identified and the informational requirements of the methods for effecting  
30 such identification, is followed by sequence processing 25, where sequences with the desired function are identified within the genomic sequence.

As mentioned above, such functions can include, but are not limited to, encoding protein, regulating  
35 transcription, regulating message transport after



transcription into mRNA, regulating message splicing after transcription, of regulating message degradation, and the like. Other functions include directing somatic recombination events, contributing to chromosomal stability  
5 or movement, contributing to allelic exclusion or X chromosome inactivation, or the like.

The methods of the present invention are particularly useful for gene discovery, that is, for identifying, from genomic sequence, regions that function  
10 to encode genes, and in a particularly useful embodiment, for identifying regions that function to encode genes not hitherto identified by expression-based or directed cloning and sequencing. In conjunction with verification using the novel single exon microarrays of the present invention, as  
15 further described below, the methods herein described become powerful gene discovery tools.

Accordingly, in a preferred embodiment of the present invention, process 25 is used to identify putative coding regions. Two preferred approaches in process 25 for  
20 identifying sequence that encodes putative genes are gene prediction and comparative sequence analysis.

Gene prediction can be performed using any of a number of algorithmic methods, embodied in one or more software programs, that identify open reading frames (ORFs)  
25 using a variety of heuristics, such as GRAIL, DICTION, and GENEFINDER. Comparative sequence analysis similarly can be performed using any of a variety of known programs that identify regions with lower sequence variability.

As further described in Example 1, below, gene  
30 finding software programs yield a range of results. For the newly accessioned human genomic sequence input in Example 1, for example, GRAIL identified the greatest percentage of genomic sequence as putative coding region, 2% of the data analyzed; GENEFINDER was second, calling 1%;  
35 and DICTION yielded the least putative coding region, with

0.8% of genomic sequence called as coding region.

Increased reliability can be obtained when consensus is required among several such methods. Although discussed herein particularly with respect to exon calling, 5 consensus among methods will in general increase reliability of predicting other functions as well.

Thus, as indicated by query 26, sequence processing 25, optionally with preprocessing 24, can be repeated with a different method, with consensus among such 10 iterations determined and reported in process 27.

Process 27 compares the several outputs for a given input genomic sequence and identifies consensus among the separately reported results. The consensus itself, as well as the sequence meeting that consensus, is then stored 15 in process 29a, displayed in process 29b, and/or output to process 300 for subsequent identification of a subset thereof suitable for assay.

Multiple levels of consensus can be calculated and reported by process 27. For example, as further 20 described in Example 1, *infra*, process 27 can report consensus as between all specific pairs of methods of gene prediction, as consensus among any one or more of the pairs of methods of gene prediction, or as among all of the gene prediction algorithms used. Thus, in Example 1, process 27 25 reported that GRAIL and GENEFINDER programs agreed on 0.7% of genomic sequence, that GRAIL and DICTION agreed on 0.5% of genomic sequence, and that the three programs together agreed on 0.25% of the data analyzed. Put another way, 0.25% of the genomic sequence was identified by all three 30 of the programs as containing putative coding region.

Furthermore, consensus can be required among different approaches to identifying a chosen function.

For example, if the function desired to be identified is coding of protein sequence, and a first used 35 approach to exon calling is gene prediction, the process

can be repeated on the same input sequence, or subset thereof, with another approach, such as comparative sequence analysis. In such a case, where comparative sequence analysis follows gene prediction, the comparison  
5 can be performed not only on genomic nucleic acid sequence, but additionally or alternatively can be performed on the predicted amino acid sequence translated from the ORFs prior identified by the gene prediction approach.

Although shown as an iterative process, the  
10 multiple analyses required to achieve consensus can be done in series, in parallel, or some combination thereof.

Predicted functional sequence, optionally representing a consensus among a plurality of methods and approaches for determination thereof, is passed to process  
15 300 for identification of a subset thereof for functional assay.

In the preferred embodiment of the methods of the present invention, wherein the function sought to be identified is protein coding, process 300 is used to  
20 identify a subset thereof suitable for experimental verification by physical and/or bioinformatic approaches.

For example, putative ORFs identified in process 200 can be classified, or binned, bioinformatically into putative genes. This binning can be based *inter alia* upon  
25 consideration of the average number of exons/gene in the species chosen for analysis, upon density of exons that have been called on the genomic sequence, and other empirical rules. Thereafter, one or more among the gene-specific ORFs can be chosen for subsequent use in gene  
30 expression assay.

Where such subsequent gene expression assay uses amplified nucleic acid, considerations such as desired amplicon length, primer synthesis requirements, putative exon length, sequence GC content, existence of possible  
35 secondary structure, and the like can be used to identify

and select those ORFs that appear most likely successfully to amplify. Where subsequent gene expression assay relies upon nucleic acid hybridization, whether or not using amplified product, further considerations involving hybridization stringency can be applied to identify that subset of sequences that will most readily permit sequence-specific discrimination at a chosen hybridization and wash stringency. One particular such consideration is avoidance of putative exons that span repetitive sequence; such sequence can hybridize spuriously to nonspecific message, reducing specific signal in the hybridization.

For bioinformatic assay, there are fewer constraints on the sequences that can be tested experimentally, and in this latter case therefore process 300 can output the entirety of the input sequence.

The subset of sequences identified by process 300 as suitable for use in assay is then used in process 400 to create the physical and/or informational substrate for experimental verification of the predictions made in process 200, and thereafter to assay those substrates.

As mentioned, the methods of the present invention are particularly useful for identifying potential coding regions within genomic sequence. In a preferred embodiment of process 400, therefore, the expression of the sequences predicted to encode protein is verified. The combination of the predictive and experimental methods provides a powerful gene discovery engine.

Thus, in another aspect, the present invention provides methods and apparatus for verifying the expression of putative genes identified within genomic sequence. In particular, the invention provides a novel method of verifying gene expression in which expression of predicted ORFs is measured and confirmed using a novel type of nucleic acid microarray, the genome-derived single exon nucleic acid microarrays of the present invention.

Putative ORFs as predicted by a consensus of gene calling, particularly gene prediction, algorithms in process 200, and as further identified as suitable by process 300, are amplified from genomic DNA using the polymerase chain reaction (PCR). Although PCR is conveniently used, other amplification approaches can also be used.

Amplification schemes can be designed to capture the entirety of each predicted ORF in an amplicon with minimal additional (that is, intronic or intergenic) sequence. Because ORFs predicted from human genomic sequence using the methods of the present invention differ in length, such an approach results in amplicons of varying length.

However, most predicted ORFs are shorter than 500 bp in length, and although amplicons of at least about 100 or 200 base pairs can be immobilized as probes on nucleic acid microarrays, early experimental results using the methods of the present invention have suggested that longer amplicons, at least about 400 or 500 base pairs, are more effective. Furthermore, certain advantages derive from application to the microarray of amplicons of defined size.

Therefore, amplification schemes can alternatively, and preferably, be designed to amplify regions of defined size, preferably at least about 300, 400 or 500 bp, centered about each predicted ORF. Such an approach results in a population of amplicons of limited size diversity, but that typically contain intronic and/or intergenic nucleic acid in addition to putative ORF.

Conversely, somewhat fewer than 10% of ORFs predicted from human genomic sequence according to the methods of the present invention exceed 500 bp in length. Portions of such extended ORFs, preferably at least about 300, 400 or 500 bp in length, can be amplified. However, it has been discovered that the percentage success at

amplifying pieces of such ORFs is low, and that such putative exons are more effectively amplified when larger fragments, at least about 1000 or 1500 bp, and even as large as 2000 bp are amplified.

5           The putative ORFs selected in process 300 are thus input into one or more primer design programs, such as PRIMER3 (available online for use at <http://www-genome.wi.mit.edu/cgi-bin/primer/> ), with a goal of amplifying at least about 500 base pairs of genomic  
10 sequence centered within or about ORFs predicted to be no more than about 500 bp, or at least about 1000 - 1500 bp of genomic sequence for ORFs predicted to exceed 500 bp in length, and the primers synthesized by standard techniques. Primers with the requisite sequences can be purchased  
15 commercially or synthesized by standard techniques.

Conveniently, a first predetermined sequence can be added commonly to the ORF-specific 5' primer and a second, typically different, predetermined sequence commonly added to each 3' ORF-unique primer. This serves  
20 to immortalize the amplicon, that is, serves to permit further amplification of any amplicon using a single set of primers complementary respectively to the common 5' and common 3' sequence elements. The presence of these "universal" priming sequences further facilitates later  
25 sequence verification, providing a sequence common to all amplicons at which to prime sequencing reactions. The common 5' and 3' sequences further serve to add a cloning site should any of the ORFs warrant further study.

Such predetermined sequence is usefully at least  
30 about 10, 12 or 15 nt in length, and usually does not exceed about 25 nt in length. The "universal" priming sequences used in the examples presented *infra* were each 16 nt long.

The genomic DNA to be used as substrate for  
35 amplification will come from the eukaryotic species from

which the genomic sequence data had originally been obtained, or a closely related species, and can conveniently be prepared by well known techniques from somatic or germline tissue or cultured cells of the organism. See, e.g., Short Protocols in Molecular Biology : A Compendium of Methods from Current Protocols in Molecular Biology, Ausubel et al. (eds.), 4<sup>th</sup> edition (April 1999), John Wiley & Sons (ISBN: 047132938X) and Maniatis et al., Molecular Cloning : A Laboratory Manual, 10 2<sup>nd</sup> edition (December 1989), Cold Spring Harbor Laboratory Press (ISBN: 0879693096). Many such prepared genomic DNAs are available commercially, with the human genomic DNAs additionally having certification of donor informed consent.

15           Although the intronic and intergenic material flanking putative coding regions in the amplicons could potentially interfere with hybridizations during microarray experiments, we have found, surprisingly, that differential expression ratios are not significantly affected. Rather, 20 the predominant effect of exon size is to alter the absolute signal intensity, rather than its ratio. Equally surprising, the art had suggested that single exon probes would not provide sufficient signal intensity for high stringency hybridization analyses; we find that such probes 25 not only provide adequate signal, but have substantial advantages, as herein described.

          After partial purification, as by size exclusion spin column, with or without confirmation as to amplicon quality as by gel electrophoresis, each amplicon (single 30 exon probe) is disposed in an array upon a support substrate.

          Methods for creating microarrays by deposition and fixation of nucleic acids onto support substrates are well known in the art (Reviewed by Schena et al., see 35 above).

Typically, the support substrate will be glass, although other materials, such as amorphous or crystalline silicon or plastics. Such plastics include polymethylacrylic, polyethylene, polypropylene, 5 polyacrylate, polymethylmethacrylate, polyvinylchloride, polytetrafluoroethylene, polystyrene, polycarbonate, polyacetal, polysulfone, celluloseacetate, cellulosenitrate, nitrocellulose, or mixtures thereof, can also be used. Typically, the support will be rectangular, 10 although other shapes, particularly circular disks and even spheres, present certain advantages. Particularly advantageous alternatives to glass slides as support substrates for array of nucleic acids are optical discs, as described in WO 98/12559.

15 The amplified nucleic acids can be attached covalently to a surface of the support substrate or, more typically, applied to a derivatized surface in a chaotropic agent that facilitates denaturation and adherence by presumed noncovalent interactions, or some combination 20 thereof.

Robotic spotting devices useful for arraying nucleic acids on support substrates can be constructed using public domain specifications (The MGuide, version 2.0, <http://cmgm.stanford.edu/pbrown/mguide/index.html>), or 25 can conveniently be purchased from commercial sources (MicroArray GenII Spotter and MicroArray GenIII Spotter, Molecular Dynamics, Inc., Sunnyvale, CA). Spotting can also be effected by printing methods, including those using ink jet technology.

30 As is well known in the art, microarrays typically also contain immobilized control nucleic acids. For controls useful in providing measurements of background signal for the genome-derived single exon microarrays of the present invention, a plurality of *E. coli* genes can 35 readily be used. As further described in Example 1, 16 or



32 *E. coli* genes suffice to provide a robust measure of background noise in such microarrays.

As is well known in the art, the amplified product disposed in arrays on a support substrate to create  
5 a nucleic acid microarray can consist entirely of natural nucleotides linked by phosphodiester bonds, or alternatively can include either nonnative nucleotides, alternative internucleotide linkages, or both, so long as complementary binding can be obtained in the hybridization.  
10 If enzymatic amplification is used to produce the immobilized probes, the amplifying enzyme will impose certain further constraints upon the types of nucleic acid analogs that can be generated.

Although particularly described herein as using  
15 high density microarrays constructed on planar substrates, the methods of the present invention for confirming the expression of ORFs predicted from genomic sequence can use any of the known types of microarrays, as herein defined, including lower density planar arrays, and microarrays on  
20 nonplanar, nonunitary, distributed substrates.

For example, gene expression can be confirmed using hybridization to lower density arrays, such as those constructed on membranes, such as nitrocellulose, nylon, and positively-charged derivatized nylon membranes.  
25 Further, gene expression can also be confirmed using nonplanar, bead-based microarrays such as are described in Brenner *et al.*, *Proc. Natl. Acad. Sci. USA* 97(4):166501670 (2000); U.S. Patent No. 6,057,107; and U.S. Patent No. 5,736,330. In theory, a packed collection of such beads  
30 provides in aggregate a higher density of nucleic acid probe than can be achieved with spotting or lithography techniques on a single planar substrate.

Planar microarrays on solid substrates, however, provide certain useful advantages, including high  
35 throughput and compatibility with existing readers. For

example, each standard microscope slide can include at least 1000, typically at least 2000, preferably 5000 and upto 10,000 - 50,000 or more nucleic acid probes of discrete sequence. The number of sequences deposited will  
5 depend on their required application.

Each putative gene can be represented in the array by a single predicted ORF. Alternatively, genes can be represented by more than one predicted ORF. For purposes of measuring differential splicing, more than one  
10 predicted ORF will be provided for a putative gene. And as is well known in the art, each probe of defined sequence, representing a single predicted ORF, can be deposited in a plurality of locations on a single microarray to provide redundancy of signal.

15 The genome-derived single exon microarrays described above differ in several fundamental and advantageous ways from microarrays presently used in the gene expression art, including (1) those created by deposition of mRNA-derived nucleic acids, (2) those created  
20 by *in situ* synthesis of oligonucleotide probes, and (3) those constructed from yeast genomic DNA.

Most nucleic acid microarrays that are in use for study of eukaryotic gene expression have as immobilized probes nucleic acids that are derived - either directly or  
25 indirectly - from expressed message. As discussed above, it is common, for example, for such microarrays to be derived from cDNA/EST libraries, either from those previously described in the literature, see Lennon *et al.*,  
or from the *de novo* construction of "problem specific"  
30 libraries targeted at a particular biological question, R.S. Thomas *et al.*, *Cancer Res.* (in press). Such microarrays are herein collectively denominated "EST microarrays".

Such EST microarrays by definition can measure  
35 expression only of those genes found in EST libraries,

shown herein to represent only a fraction of expressed genes. Furthermore, such libraries - and thus microarrays based thereupon - are biased by the tissue or cell type of message origin, by the expression levels of the respective 5 genes within the tissues, and by the ability of the message successfully to have been reverse-transcribed and cloned.

Thus, as further discussed in Example 1, the methods of the present invention enable sequences that do not appear in EST or other expression databases to be 10 determined - subsequently arrayed for expression measurements could not, therefore, have been represented as probes on an EST microarray. And as further demonstrated in the examples, *infra*, the remaining population of genes identified from genomic sequence by the methods of the 15 present invention - that is, the one third of sequences that had previously been accessioned in EST or other expression databases - are biased toward genes with higher expression levels.

Representation of a message in an EST and/or cDNA 20 library depends upon the successful reverse transcription, optionally but typically with subsequent successful cloning, of the message. This introduces substantial bias into the population of probes available for arraying in EST microarrays..

25 In contrast, neither reverse transcription nor cloning is required to produce the probes arrayed on the genome-derived single exon microarrays of the present invention. And although the ultimate deposition of a probe on the genome-derived single exon microarray of the present 30 invention depends upon a successful amplification from genomic material, *a priori* knowledge of the sequence of the desired amplicon affords greater opportunity to recover any given probe sequence recalcitrant to amplification than is afforded by the requirement for successful reverse 35 transcription and cloning of unknown message in EST

approaches.

Thus, the genome-derived single exon microarrays of the present invention present a far greater diversity of probes for measuring gene expression, with far less bias, than do EST microarrays presently used in the art.

As a further consequence of their ultimate origin from expressed message, the probes in EST microarrays often contain poly-A (or complementary poly-T) stretches derived from the poly-A tail of mature mRNA. These homopolymeric stretches contribute to cross-hybridization, that is, to a spurious signal occasioned by hybridization to the homopolymeric tail of a labeled cDNA that lacks sequence homology to the gene-specific portion of the probe.

In contrast, the probes arrayed in the genome-derived single exon microarrays of the present invention lack homopolymeric stretches derived from message polyadenylation, and thus can provide more specific signal. Typically, at least about 50, 60 or 75% of the probes on the genome-derived single exon microarrays of the present invention lack homopolymeric regions consisting of A or T, where a homopolymeric region is defined for purposes herein as stretches of 25 or more, typically 30 or more, identical nucleotides.

A further distinction, which also affects the specificity of hybridization, is occasioned by the typical derivation of EST microarray probes from cloned material. Because much of the probe material disposed as probes on EST microarrays is excised or amplified from plasmid, phage, or phagemid vectors, EST microarrays typically include a fair amount of vector sequence, more so when the probes are amplified, rather than excised, from the vector.

In contrast, the vast majority of probes in the genome-derived single exon microarrays of the present invention contain no prokaryotic or bacteriophage vector sequence, having been amplified directly or indirectly from

genomic DNA. Typically, therefore, at least about 50, 60, 70 or 80% or more of individual exon-including probes disposed on a genome-derived single exon microarray of the present invention lack vector sequence, and particularly  
5 lack sequences drawn from plasmids and bacteriophage. Preferably, at least about 85, 90 or more than 90% of exon-including probes in the genome-derived single exon microarray of the present invention lack vector sequence. With attention to removal of vector sequences through  
10 preprocessing 24, percentages of vector-free exon-including probes can be as high as 95 - 99%. The substantial absence of vector sequence from the genome-derived single exon microarrays of the present invention results in greater specificity during hybridization, since spurious cross-  
15 hybridization to a probe vector sequence is reduced.

As a further consequence of excision or amplification of probes from vectors in construction of EST microarrays, the probes arrayed thereon often contain artificial sequence, derived from vector polylinker  
20 multiple cloning sites, at both 5' and 3' ends. The probes disposed upon the genome-derived single exon microarrays need have no such artificial sequence appended thereto.

As mentioned above, however, the ORF-specific primers used to amplify putative ORFs can include  
25 artificial sequences, typically 5' to the ORF-specific primer sequence, useful for "universal" (that is, independent of ORF sequence) priming of subsequent amplification or sequencing reactions. When such  
"universal" 5' and/or 3' priming sequences are appended to  
30 the amplification primers, the probes disposed upon the genome-derived single exon microarray will include artificial sequence similar to that found in EST microarrays. However, the genome-derived single exon microarray of the present invention can be made without  
35 such sequences, and if so constructed, presents an even

smaller amount of nonspecific sequence that would contribute to nonspecific hybridization.

Yet another consequence of typical use of cloned material as probes in EST microarrays is that such  
5 microarrays contain probes that result from cloning artifacts, such as chimeric molecules containing coding region of two separate genes. Derived from genomic material, typically not thereafter cloned, the probes of the genome-derived single exon microarrays of the present  
10 invention lack such cloning artifacts, and thus provide greater specificity of signal in gene expression measurements.

A further consequence of the cloned origin of probes on many EST microarrays is that the individual  
15 probes often have disparate sizes, which can cause the optimal hybridization stringency to vary among probes on a single microarray. In contrast, as discussed above, the probes arrayed on the genome-derived single exon microarrays of the present invention can readily be  
20 designed to have a narrow distribution in sizes, with the range of probe sizes no greater than about 10% of the average size, typically no greater than about 5% of the average probe size.

Because of their origin from fully- or partially-spliced message, probes disposed upon EST arrays will often  
25 include multiple exons. The percentage of such exon-spanning probes in an EST microarray can be calculated, on average, based upon the predicted number of exons/gene for the given species and the average length of the immobilized  
30 probes. For human genes, the near-complete sequence of human chromosome 22, Dunham *et al.*, *Nature* 402(6761):489-95 (1999), predicts that human genes average 5.5 exons/gene. Even with probes of 200 - 500 bp, the vast majority of human EST microarray probes include more than one exon.

35 In contrast, by virtue of their origin from

algorithmically identified ORFs in genomic sequence, the probes in the genome-derived single exon microarrays of the present invention can consist of individual exons. Thus, in contrast to EST microarrays, at least about 50, 60, 70, 5 75, 80, 85, 95 or 99% of probes deposited in the genome-derived microarray of the present invention consist of, or include, no more than one predicted ORF.

This provides the ability, not readily achieved using EST microarrays, to use the genome-derived single 10 exon microarrays of the present invention to measure tissue-specific expression of individual exons, which in turn allows differential splicing events to be detected and characterized, and in particular, allows the correlation of differential splicing to tissue-specific expression 15 patterns.

Furthermore, the exons that are represented in EST microarrays are often biased toward the 3' or 5' end of their respective genes, since sequencing strategies used for EST identification are so biased. In contrast, no such 20 3' or 5' bias necessarily inheres in the selection of exons for disposition on the genome-derived single exon microarrays of the present invention.

Conversely, the probes provided on the genome-derived single exon microarrays of the present invention 25 typically, but need not necessarily, include intronic and/or intergenic sequence that is absent from EST microarrays, which are derived from mature mRNA. Typically, at least about 50, 60, 70, 80 or 90% of the exon-including probes on the genome-derived single exon 30 microarrays of the present invention include sequence drawn from noncoding regions. As discussed above, the additional presence of noncoding region does not significantly interfere with measurement of gene expression, and provides the additional opportunity to assay prespliced RNA, and 35 thus measure such phenomena such as nuclear export control.

The genome-derived single exon microarrays of the present invention are also quite different from *in situ* synthesis microarrays, where probe size is severely constrained by inadequacies in the photolithographic synthesis process.

Typically, probes arrayed on *in situ* synthesis microarrays are limited to a maximum of about 25 bp. As a well known consequence, hybridization to such chips must be performed at low stringency. In order, therefore, to achieve unambiguous sequence-specific hybridization results, the *in situ* synthesis microarray requires substantial redundancy, with concomitant programmed arraying for each probe of probe analogues with altered (*i.e.*, mismatched) sequence.

In contrast, the longer probe length of the genome-derived single exon microarrays of the present invention allows much higher stringency hybridization and wash. Typically, therefore, exon-including probes on the genome-derived single exon microarrays of the present invention average at least about 100, 200, 300, 400 or 500 bp in length. By obviating the need for substantial probe redundancy, this approach permits a higher density of probes for discrete exons or genes to be arrayed on the microarrays of the present invention than can be achieved for *in situ* synthesis microarrays.

A further distinction is that the probes in *in situ* synthesis microarrays typically are covalently linked to the substrate surface. In contrast, the probes disposed on the genome-derived microarray of the present invention typically are, but need not necessarily be, bound noncovalently to the substrate.

Furthermore, the short probe size on *in situ* microarrays causes large percentage differences in the melting temperature of probes hybridized to their complementary target sequence, and thus causes large



percentage differences in the theoretically optimum stringency across the array as a whole.

In contrast, the larger probe size in the microarrays of the present invention create lower percentage differences in melting temperature across the range of arrayed probes.

A further significant advantage of the microarrays of the present invention over *in situ* synthesized arrays is that the quality of each individual probe can be confirmed before deposition. In contrast, the quality of probes cannot be assessed on a probe-by-probe basis for the *in situ* synthesized microarrays presently being used.

The genome-derived single exon microarrays of the present invention are also distinguished over, and present substantial benefits over, the genome-derived microarrays from lower eukaryotes such as yeast. Lashkari et al., *Proc. Natl. Acad. Sci. USA* 94:13057-13062 (1997).

Only about 220 - 250 of the 6100 or so nuclear genes in *Saccharomyces cerevisiae* - that is, only about 4 - 5% - have standard, spliceosomal, introns, Lopez et al., *Nucl. Acids Res.* 28:85-86 (2000); Spingola et al., *RNA* 5(2):221-34 (1999). Furthermore, the entire yeast genome has already been sequenced. These two facts permit the ready amplification and disposition of single-ORF amplicons on such microarray without the requirement for antecedent use of gene prediction and/or comparative sequence analyses.

Thus, a significant aspect of the present invention is the ability to identify and to confirm expression of predicted coding regions in genomic sequence drawn from eukaryotic organisms that have a higher percentage of genes having introns than do yeast such as *Saccharomyces cerevisiae*, particularly in genomic sequence drawn from eukaryotes in which at least about 10, 20 or 50%

of protein-encoding genes have introns. In preferred embodiments, the methods and apparatus of the present invention are used to identify and confirm expression of novel genes from genomic sequence of eukaryotes in which  
5 the average number of introns per gene is at least about one, two or three or more.

After the physical substrate is prepared, experimental verification of predicted function is performed.

10 In a preferred embodiment of the present invention, where the function sought to be identified in genomic sequence is protein coding, experimental verification is performed by measuring expression of the putative ORFs, typically through nucleic acid hybridization  
15 experiments, and in particularly preferred embodiments, through hybridization to genome-derived single exon microarrays prepared as above- described.

Expression is conveniently measured and expressed for each probe in the microarray as a ratio of the  
20 expression measured concurrently in a plurality of mRNA sources, according to techniques well known in the microarray art, *Reviewed in* Schena et al., and as further described in Example 2, below. The mRNA source for the reference against which specific expression is measured can  
25 be drawn from a homogeneous mRNA source, such as a single cultured cell-type, or alternatively can be heterogeneous, as from a pool of mRNA derived from multiple tissues and/or cell types, as further described in Example 2, *infra*.

mRNA can be prepared by standard techniques, see  
30 Ausubel et al. and Maniatis et al., or purchased commercially. The mRNA is then typically reverse-transcribed in the presence of labeled nucleotides: the index source (that in which expression is desired to be measured) is reverse transcribed in the presence of  
35 nucleotides labeled with a first label, typically a

fluorophore (fluorochrome; fluor; fluorescent dye); the reference source is reverse transcribed in the presence of a second label, typically a fluorophore, typically fluorometrically-distinguishable from the first label. As  
5 further described in Example 2, *infra*, Cy3 and Cy5 dyes prove particularly useful in these methods. After partial purification of the index and reference targets, hybridization to the probe array is conducted according to standard techniques, typically under a coverslip.

10 After wash, microarrays are conveniently scanned using a commercial microarray scanning device, such as a Gen3 Scanner (Molecular Dynamics, Sunnyvale, CA). Data on expression is then passed, with or without interim storage, to process 500, where the results for each probe are  
15 related to the original sequence.

Often, hybridization of target material to the genome-derived single exon microarray will identify certain of the probes thereon as of particular interest. Thus, it is often desirable that the user be able readily to obtain  
20 sufficient quantities of an individual probe, either for subsequent arrayed deposition upon an additional support substrate, often as part of a microarray having a plurality of probes so identified, or alternatively or additionally as a solitary solid-phase or solution-phase probe, for  
25 further use.

Thus, in another aspect, the present invention provides compositions and kits for the ready production of nucleic acids identical in sequence to, or substantially identical in sequence to, probes on the genome-derived  
30 single exon microarrays of the present invention.

In this aspect, a small quantity of each probe is disposed, typically without attachment to substrate, in a spatially-addressable ordered set, typically one per well of a microtiter dish. Although a 96 well microtiter plate  
35 can be used, greater efficiency is obtained using higher

density arrays, such as are provided by microtiter plates having 384, 864, 1536, 3456, 6144, or 9600 wells, and although microtiter plates having physical depressions (wells) are conveniently used, any device that permits  
5 addressable withdrawal of reagent from fluidly-noncommunicating areas can be used.

In this aspect of the invention, therefore, a fluidly noncommunicating addressable ordered set of individual probes, corresponding to those on a genome-  
10 derived single exon microarray, is provided, with each probe in sufficient quantity to permit amplification, such as by PCR. As earlier mentioned, the ORF-specific 5' primers used for genomic amplification can have a first common sequence added thereto, and the ORF-specific 3'  
15 primers used for genomic amplification can have a second, different, common sequence added thereto, thus permitting, in this preferred embodiment, the use of a single set of 5' and 3' primers to amplify any one of the probes from the amplifiable ordered set.

20 Each discrete amplifiable probe can also be packaged with amplification primers, solutes, buffers, etc., and can be provided in dry (e.g., lyophilized) form or wet, in the latter case typically with addition of agents that retard evaporation.

25 In another aspect of the present invention, a genome-derived single-exon microarray is packaged together with such an ordered set of amplifiable probes corresponding to the probes, or one or more subsets of probes, thereon. In alternative embodiments, the ordered  
30 set of amplifiable probes is packaged separately from the genome-derived single exon microarray.

In some embodiments, the microarray and/or ordered probe set are further packaged with recordable media that provide probe identification and addressing  
35 information, and that can additionally contain annotation

information, such as gene expression data. Such recordable media can be packaged with the microarray, with the ordered probe set, or with both.

If the microarray is constructed on a substrate that incorporates recordable media, such as is described in international patent application no. WO 98/12559, then separate packaging of the genome-derived single exon microarray and the bioinformatic information is not required.

The amount of amplifiable probe material should be sufficient to permit at least one amplification sufficient for subsequent hybridization assay.

Although the use of high density genome-derived microarrays on solid planar substrates is presently a preferred approach for the physical confirmation and characterization of the expression of sequences predicted to encode protein, other types of microarrays (as herein defined) can also be used.

Furthermore, as earlier mentioned, experimental verification of the function predicted from genomic sequence in process 200 can be bioinformatic, rather than, or additional to, physical verification.

For example, where the function desired to be identified is protein coding, the predicted ORFs can be compared bioinformatically to sequences known or suspected of being expressed.

Thus, the sequences output from process 300 (or process 200), can be used to query expression databases, such as EST databases, SNP ("single nucleotide polymorphism") databases, known cDNA and mRNA sequences, SAGE ("serial analysis of gene expression") databases, and more generalized sequence databases that allow query for expressed sequences. Such query can be done by any sequence query algorithm, such as BLAST ("basic local alignment search tool"). The results of such query -

including information on identical sequences and information on nonidentical sequences that have diffuse or focal regions of sequence homology to the query sequence - can then be passed directly to process 500, or used to  
5 inform analyses subsequently undertaken in process 200, process 300, or process 400.

Experimental data, whether obtained by physical or bioinformatic assay in process 400, is passed to process 500 where it is usefully related to the sequence data  
10 itself, a process colloquially termed "annotation". Such annotation can be done using any technique that usefully relates the functional information to the sequence, as, for example, by incorporating the functional data into the record itself, by linking records in a hierarchical or  
15 relational database, by linking to external databases, or by a combination thereof. Such database techniques are well within the skill in the art.

The annotated sequence data can be stored locally, uploaded to genomic sequence database 100, and/or  
20 displayed 800.

The methods and apparatus of the present invention rapidly produce functional information from genomic sequence. Coupled with the escalating pace at which sequence now accumulates, the rapid pace of sequence  
25 annotation produces a need for methods of displaying the information in meaningful ways.

FIG. 3 shows visual display 80 presenting a single genomic sequence annotated according to the present invention. Because of its nominal resemblance to artistic  
30 works of Piet Mondrian, visual display 80 is alternatively described herein as a "Mondrian".

Each of the visual elements of display 80 is aligned with respect to the genomic sequence being annotated (hereinafter, the "annotated sequence"). Given  
35 the number of nucleotides typically represented in an

annotated sequence, representation of individual nucleotides would rarely be readable in hard copy output of display 80. Typically, therefore, the annotated sequence is schematized as rectangle 89, extending from the left border of display 80 to its right border. By convention herein, the left border of rectangle 89 represents the first nucleotide of the sequence and the right border of rectangle 89 represents the last nucleotide of the sequence.

As further discussed below, however, the Mondrian visual display of annotated sequence can serve as a convenient graphical user interface for computerized representation, analysis, and query of information stored electronically. For such use, the individual nucleotides can conveniently be linked to the X axis coordinate of rectangle 89. This permits the annotated sequence at any point within rectangle 89 readily to be viewed, either automatically - for example, by time-delayed appearance of a small overlaid window upon movement of a cursor or other pointer over rectangle 89 - or through user intervention, as by clicking a mouse or other pointing device at a point in rectangle 89.

Visual display 80 is generated after user specification of the genomic sequence to be displayed. Such specification can consist of or include an accession number for a single clone (e.g., a single BAC accessioned into GenBank), wherein the starting and stopping nucleotides are thus absolutely identified, or alternatively can consist of or include an anchor or fulcrum point about which a chosen range of sequence is anchored, thus providing relative endpoints for the sequence to be displayed. For example, the user can anchor such a range about a given chromosomal map location, gene name, or even a sequence returned by query for similarity or identity to an input query sequence. When visual

display 80 is used as a graphical user interface to computerized data, additional control over the first and last displayed nucleotide will typically be dynamically selectable, as by use of standard zooming and/or selection  
5 tools.

Field 81 of visual display 80 is used to present the output from process 200, that is, to present the bioinformatic prediction of those sequences having the desired function within the genomic sequence. Functional  
10 sequences are typically indicated by at least one rectangle 83 (83a, 83b, 83c), the left and right borders of which respectively indicate, by their X-axis coordinates, the starting and ending nucleotides of the region predicted to have function.

15 Where a single bioinformatic method or approach identifies a plurality of regions having the desired function, a plurality of rectangles 83 is disposed horizontally in field 81. Where multiple methods and/or approaches are used to identify function, each such method  
20 and/or approach can be represented by its own series of horizontally disposed rectangles 83, each such horizontally disposed series of rectangles offset vertically from those representing the results of the other methods and approaches.

25 Thus, rectangles 83a in FIG. 3 represent the functional predictions of a first method of a first approach for predicting function, rectangles 83b represent the functional predictions of a second method and/or second approach for predicting that function, and rectangles 83c  
30 represent the predictions of a third method and/or approach.

Where the function desired to be identified is protein coding, field 81 is used to present the bioinformatic prediction of sequences encoding protein.  
35 For example, rectangles 83a can represent the results from



GRAIL or GRAIL II, rectangles 83b can represent the results from GENEFINDER, and rectangles 83c can represent the results from DICTION.

Optionally, and preferably, rectangles 83 collectively representing predictions of a single method and/or approach are identically colored and/or textured, and are distinguishable from the color and/or texture used for a different method and/or approach.

Alternatively, or in addition, the color, hue, density, or texture of rectangles 83 can be used further to report a measure of the bioinformatic reliability of the prediction. For example, many gene prediction programs will report a measure of the reliability of prediction. Thus, increasing degrees of such reliability can be indicated, e.g., by increasing density of shading. Where display 80 is used as a graphical user interface, such measures of reliability, and indeed all other results output by the program, can additionally or alternatively be made accessible through linkage from individual rectangles 83, as by time-delayed window ("tool tip" window), or by pointer (e.g., mouse)-activated link.

As earlier described, increased predictive reliability can be achieved by requiring consensus among methods and/or approaches to determining function. Thus, field 81 can include a horizontal series of rectangles 83 that indicate one or more degrees of consensus in predictions of function.

Although FIG. 3 shows three series of horizontally disposed rectangles in field 81, display 80 can include as few as one such series of rectangles and as many as can discriminably be displayed, depending upon the number of methods and/or approaches used to predict a given function.

Furthermore, field 81 can be used to show predictions of a plurality of different functions.

However, the increased visual complexity occasioned by such display makes more useful the ability of the user to select a single function for display. When display 80 is used as a graphical user interface for computer query and analysis, 5 such function can usefully be indicated and user-selectable, as by a series of graphical buttons or tabs (not shown in FIG. 3).

Rectangle 89 is shown in FIG. 3 as including interposed rectangle 84. Rectangle 84 represents the 10 portion of annotated sequence for which predicted functional information has been assayed physically, with the starting and ending nucleotides of the assayed material indicated by the X axis coordinates of the left and right borders of rectangle 84. Rectangle 85, with optional 15 inclusive circles 86 (86a, 86b, and 86c) displays the results of such physical assay.

Although a single rectangle 84 is shown in FIG. 3, physical assay is not limited to just one region of annotated genomic sequence. It is expected that an 20 increasing percentage of regions predicted to have function by process 200 will be assayed physically, and that display 80 will accordingly, for any given genomic sequence, have an increasing number of rectangles 84 and 85, representing an increased density of sequence annotation.

25 Where the function desired to be identified is protein coding, rectangle 84 identifies the sequence of the probe used to measure expression. In embodiments of the present invention where expression is measured using genome-derived single exon microarrays, rectangle 84 30 identifies the sequence included within the probe immobilized on the support surface of the microarray. As noted *supra*, such probe will often include a small amount of additional, synthetic, material incorporated during amplification and designed to permit reamplification of the 35 probe, which sequence is typically not shown in display 80.

Rectangle 87 is used to present the results of bioinformatic assay of the genomic sequence. For example, where the function desired to be identified is protein coding, process 400 can include bioinformatic query of expression databases with the sequences predicted in process 200 to encode exons. And as earlier discussed, because bioinformatic assay presents fewer constraints than does physical assay, often the entire output of process 200 can be used for such assay, without further subsetting thereof by process 300. Therefore, rectangle 87 typically need not have separate indicators therein of regions submitted for bioinformatic assay; that is, rectangle 87 typically need not have regions therein analogous to rectangles 84 within rectangle 89.

Rectangle 87 as shown in FIG. 3 includes smaller rectangles 880 and 88. Rectangles 880 indicate regions that returned a positive result in the bioinformatic assay, with rectangles 88 representing regions that did not return such positive results. Where the function desired to be predicted and displayed is protein coding, rectangles 880 indicate regions of the predicted exons that identify sequence with significant similarity in expression databases, such as EST, SNP, SAGE databases, with rectangles 88 indicating genes novel over those identified in existing expression data bases.

Rectangles 880 can further indicate, through color, shading, texture, or the like, additional information obtained from bioinformatic assay.

For example, where the function assayed and displayed is protein coding, the degree of shading of rectangles 880 can be used to represent the degree of sequence similarity found upon query of expression databases. The number of levels of discrimination can be as few as two (identity, and similarity, where similarity has a user-selectable lower threshold). Alternatively, as

many different levels of discrimination can be indicated as can visually be discriminated.

Where display 80 is used as a graphical user interface, rectangles 880 can additionally provide links  
5 directly to the sequences identified by the query of expression databases, and/or statistical summaries thereof. As with each of the precedingly-discussed uses of display 80 as a graphical user interface, it should be understood that the information accessed via display 80 need not be  
10 resident on the computer presenting such display, which often will be serving as a client, with the linked information resident on one or more remotely located servers.

Rectangle 85 displays the results of physical  
15 assay of the sequence delimited by its left and right borders.

Rectangle 85 can consist of a single rectangle, thus indicating a single assay, or alternatively, and increasingly typically, will consist of a series of  
20 rectangles (85a, 85b, 85c) indicating separate physical assays of the same sequence.

Where the function assayed is gene expression, and where gene expression is assayed as herein described using simultaneous two-color fluorescent detection of  
25 hybridization to genome-derived single exon microarrays, individual rectangles 85 can be colored to indicate the degree of expression relative to control. Conveniently, shades of green can be used to depict expression in the sample over control values, and shades of red used to  
30 depict expression less than control, corresponding to the spectra of the Cy3 and Cy5 dyes conventionally used for respective labeling thereof. Additional functional information can be provided in the form of circles 86 (86a, 86b, 86c), where the diameter of the circle can be used to  
35 indicate expression intensity. As discussed *infra*, such

relative expression (expression ratios) and absolute expression (signal intensity) can be expressed using normalized values.

Where display 80 is used as a graphical user interface, rectangle 85 can be used as a link to further information about the assay. For example, where the assay is one for gene expression, each rectangle 85 can be used to link to information about the source of the hybridized mRNA, the identity of the control, raw or processed data from the microarray scan, or the like.

FIG. 4 is rendition of display 80 representing gene prediction and gene expression for a hypothetical BAC, showing conventions used in the Examples presented *infra*. BAC sequence ("Chip seq.") 89 is presented, with the physically assayed region thereof (corresponding to rectangle 84 in FIG. 3) shown in white. Algorithmic gene predictions are shown in field 81, with predictions by GRAIL shown, predictions by GENEFINDER, and predictions by DICTION shown. Within rectangle 87, regions of sequence that, when used to query expression databases, return identical or similar sequences ("EST hit") are shown as white rectangles (corresponding to rectangles 880 in FIG. 3), gray indicates low homology, and black indicates unknowns (where black and gray would correspond to rectangles 88 in FIG. 3).

Although FIGS. 3 and 4 show a single stretch of sequence, uninterrupted from left to right, longer sequences are usefully represented by vertical stacking of such individual Mondrians, as shown in FIGS. 9 and 10.

### Single Exon Probes Useful For Measuring Gene Expression

The methods and apparatus of the present invention rapidly produce functional information from genomic sequence. Where the function to be identified is

protein coding, the methods and apparatus of the present invention rapidly identify and confirm the expression of portions of genomic sequence that function to encode protein. As a direct result, the methods and apparatus of  
5 the present invention rapidly yield large numbers of single-exon nucleic acid probes, the majority from previously unknown genes, each of which is useful for measuring and/or surveying expression of a specific gene in one or more tissues or cell types.

10 It is, therefore, another aspect of the present invention to provide genome-derived single exon nucleic acid probes useful for gene expression analysis, and particularly for gene expression analysis by microarray.

Using the methods and genome-derived single-exon  
15 microarrays of the present invention, we have for example readily identified a large number of unique ORFs from human genomic sequence. Using single exon probes that encompass these ORFs, we have demonstrated, through microarray hybridization analysis, the expression of 12,821 of these  
20 ORFs in brain.

As would immediately be appreciated by one of skill in the art, each single exon probe having demonstrable expression in brain is currently available for use in measuring the level of its ORF's expression in  
25 brain.

Diseases of the brain and nervous system are a significant cause of human morbidity and mortality. Increasingly, genetic factors are being found that contribute to predisposition, onset, and/or aggressiveness  
30 of most, if not all, of these diseases. Although mutations in single genes have been identified as causative for some diseases of the brain and nervous system, for the most part these disorders are believed to have polygenic etiologies.

For example, over the past few decades  
35 Alzheimer's disease (AD), once considered a rare disorder,

has become recognized as a major public health problem; over 4,000,000 people in the United States are now estimated to suffer with various stages of this progressive, degenerative brain disorder.

5           Although there is no agreement on the exact incidence or prevalence of Alzheimer's disease, in part due to varying diagnostic criteria and difficulties of differential diagnosis among dementias, the studies are consistent in pointing to an exponential rise in prevalence  
10 of this disease with age. After age 65, the percentage of affected people approximately doubles with every decade of life, regardless of definition. Among people age 85 or older, studies suggest that 25 to 35 percent have dementia, including Alzheimer's disease; one study reports that 47.2  
15 percent of people over age 85 have Alzheimer's disease, exclusive of other dementias.

          Alzheimer's disease progressively destroys memory, reason, judgment, language, and, eventually, the ability to carry out even the simplest of tasks. Anatomic  
20 changes associated with Alzheimer's disease begin in the entorhinal cortex, proceed to the hippocampus, and then gradually spread to other regions, particularly the cerebral cortex. Chief among such anatomic changes are the presence of characteristic extracellular plaques and  
25 internal neurofibrillary tangles.

          Alzheimer's disease has been suspected to have a multifactorial genetic etiological component for almost half a century. Sjogren et al., *Acta Psychiat. Neurol. Scand.* 82(suppl.): 1-152 (1952).

30           At least four genes have been identified to date that contribute to development of Alzheimer's disease: AD1 is caused by mutations in the amyloid precursor gene (APP); AD2 is associated with the APOE4 allele on chromosome 19; AD3 is caused by mutation in a chromosome 14 gene encoding  
35 a 7-transmembrane domain protein, presenilin-1 (PSEN1), and

AD4 is caused by mutation in a gene on chromosome 1 that encodes a similar 7-transmembrane domain protein, presenilin-2 (PSEN2).

There is strong evidence, however, for additional, as yet uncharacterized, AD loci on other chromosomes.

For example, Daw et al., Am. J. Hum. Genet. 66: 196-204 (2000), estimated the number of additional quantitative trait loci (QTLs) and their contribution to the variance in age at onset of AD, and reported that 4 loci make a contribution to the variance in age at onset of late-onset AD similar to or greater in magnitude than that made by apoE, with one locus making a contribution several times greater than that of apoE. These results suggest that several genes not yet localized may play a larger role than does apoE in late-onset AD.

In accord, three groups recently announced the possible existence of an AD susceptibility gene on chromosome 10. Bertram et al., Science 290(5500):2302-2303 (2000); Ertekin-Taner et al., Science 290(5500):2303-2304 (2000); and Myers et al., Science 290(5500):2304-23055 (2000).

As another example, multiple sclerosis (MS) affects about 350,000 Americans, with approximately 200 new cases diagnosed each week, with an estimated annual monetary cost in the U.S. alone of \$2.5 billion.

Clinically, MS is an unpredictable disorder, with symptoms, presentation and course falling broadly into one of several clinical patterns. In relapsing-remitting (RR) MS, the disease first manifests as a series of attacks followed by complete or partial remissions, with symptoms returning later after a period of stability. In primary-progressive (PP) MS, there is a gradual clinical decline with no distinct remissions, although there may be



temporary plateaus or minor relief from symptoms.

Secondary-progressive (SP) MS begins with a relapsing-remitting course followed by a later primary-progressive course. Rarely, patients may have a progressive-relapsing  
5 (PR) course in which the disease takes a progressive path punctuated by acute attacks. PP, SP, and PR MS are sometimes lumped together and called chronic progressive MS. The waxing and waning course characteristic of RR, SP and PR MS makes differential diagnosis difficult.

10 Anatomically, MS attacks are associated with focal inflammation in areas of the white matter of the central nervous system (CNS), accompanied or followed by demyelination in these areas, termed plaques. Destruction of the myelin sheath slows or blocks neurological  
15 transmission, leading to diminished or lost function. Clinical manifestations depend upon the location of the plaques and severity of demyelination, and range from fatigue, the most common symptom of MS, to visual impairment, due to inflammation of the optic nerve, termed  
20 optic neuritis, to numbness and paresthesias, to focal muscular weakness, ataxia, and bladder incontinence.

Increasing evidence suggests that genotype contributes to susceptibility to MS.

As early as 1965, McAlpine, in Multiple  
25 Sclerosis: A Reappraisal (McAlpine, ed.), Williams and Wilkins Co. pp. 61-74 (1965), concluded that the risk to a first-degree relative of a patient with multiple sclerosis is at least 15 times that for a member of the general population, but could discern no definite genetic pattern  
30 of inheritance.

Subsequently, many studies associated MS with HLA (MHC) haplotype. Haines et al., Hum. Molec. Genet.  
7:1229-1234 (1998), studying a data set of 98 multiplex MS families, confirmed earlier reports that genetic linkage to  
35 the MHC can be explained by association with the HLA-DR2

allele, but suggested that MHC association explains only between 17% and 62% of the genetic etiology of MS.

From a review of genomic screens, Dyment et al., Hum. Molec. Genet. 6: 1693-1698 (1997), concluded that a number of genes with interacting effects are likely and that no single region has a major influence on familial risk. Chataway et al., Brain 121: 1869-1887 (1998), reporting a follow-up on U.K. studies using a systematic genome screen to determine the genetic basis of MS, stated that a gene of major effect had been excluded from 95% of the genome and one with a moderate role from 65%, results thus suggesting that multiple sclerosis depends on independent or epistatic effects of several genes, each with small individual effects, rather than a very few genes of major biologic importance.

As a yet further example, schizophrenia has long been recognized to have complex, likely polygenic, genetic contributions.

Schizophrenia is a common psychiatric disorder, occurring in 1 to 1.5 percent of the population worldwide, and is characterized by variable constellations of symptoms drawn from a universe of behavioral abnormalities. Although there are accepted alternative diagnostic criteria, primary criteria for diagnosis require two or more of the following, each present for a significant portion of time during a 1-month period (or less if successfully treated): (1) delusions; (2) hallucinations; (3) disorganized speech (e.g., frequent derailment or incoherence); (4) grossly disorganized or catatonic behavior; (5) negative symptoms, i.e., affective flattening, alogia, or avolition. (Diagnostic and Statistic Manual of Mental Disorders DSM-IV-TR, American Psychiatric Association (2000)). Only one such symptom is required if delusions are bizarre or hallucinations consist of a voice keeping up a running commentary on the

person's behavior or thoughts, or consist of two or more voices conversing with each other.

Three-quarters of persons with schizophrenia develop the disease between 16 and 25 years of age: onset is uncommon after age 30, rare after age 40. In the 16 to 25 year old age group, schizophrenia affects more men than women; in the 25-30 year old group, the incidence is higher in women than in men. Studies have shown that some persons with schizophrenia recover completely, and many others improve to the point where they can live independently, often with the maintenance of drug therapy. However, approximately 15 percent of people with schizophrenia respond only moderately to medication and require extensive support throughout their lives, while another 15 percent simply do not respond to existing treatment.

Schizophrenia has long been known to have a significant genetic component. Studies have consistently demonstrated that the risk to relatives of a proband with schizophrenia is higher than the risk to relatives of controls. Moldin, in Genetics and Mental Disorders: Report of the NIMH Genetics Workgroup (NIH publication 98-4268, (1998), reviewed family and twin studies published between 1920 and 1987 and found the recurrence risk ratios to be 48 for monozygotic twins, 11 for first-degree relatives, 4.25 for second-degree relatives, and 2 for third-degree relatives. He also found that concordance rates for monozygotic twins averaged 46%, even when reared in different families, whereas the concordance rates for dizygotic twins averaged only 14%. The prevalence of schizophrenia is known to be higher in biologic than in adoptive relatives of schizophrenic adoptees.

The mode of inheritance is unclear, however. Susceptibility has been mapped to many loci, including chromosomes 1q21-q22, 5, 6p23, 8p22-p21, 11q, 13q14-q21, 13q32, 15q15, 15q14, 18p, and 22q11. Chromosome

19 has also been implicated in schizophrenia, at 2  
different sites, as have sites on the X chromosome. Wei et  
al., Nature Genet. 25:376-377 (2000) report more  
specifically that the NOTCH4 locus is associated with  
5 susceptibility to schizophrenia.

In general, however, it is believed that  
development of schizophrenia involves multiple loci.

For example, Williams et al., Hum. Molec. Genet.  
8:1729-1739 (1999) undertook a systematic search for  
10 linkage in 196 affected sib pairs (ASPs) with  
schizophrenia. Using 229 microsatellite markers at an  
average intermarker distance of 17.26 cM, followed in a  
second stage by a further 54 markers allowing the regions  
identified in stage 1 to be typed at an average spacing of  
15 5.15 cM, Williams et al. considered results on chromosomes  
4p, 18q, and Xcen as suggestive; however, given the scores,  
Williams et al. interpreted their results as suggesting  
that common genes of major effect (susceptibility ratio  
more than 3) are unlikely to exist for schizophrenia.

20 Similarly, Shaw et al., Am. J. Med. Genet.  
81(5):364-76 (1998), in a genome-wide search for  
schizophrenia susceptibility genes, found that twelve  
chromosomes (1, 2, 4, 5, 8, 10, 11, 12, 13, 14, 16, and  
22) had at least one region with a nominal P value <0.05,  
25 that two of these chromosomes had a nominal P value <0.01  
(chromosomes 13 and 16), and that five chromosomes (1, 2,  
4, 11, and 13) had at least one marker with a lod score  
>2.0, suggesting the existence of multiple loci that  
contribute to schizophrenia susceptibility.

30 As yet another example, multiple genes are  
thought to predispose to epilepsy.

Epilepsy is characterized by recurrent,  
paroxysmal disorders of cerebral function (seizures); that  
is, by sudden, brief attacks of altered consciousness,  
35 motor activity, sensory phenomena, or inappropriate

behavior. The risk of developing epilepsy is 1% in the period from birth to age 20, and 3% at age 75.

Epilepsy is caused by excessive discharge of cerebral neurons. Clinical manifestations depend on the type and location of discharge. In partial seizures, for example, the excess neuronal discharge is contained within one region of the cerebral cortex. Simple partial seizures consist of motor, sensory, or psychomotor phenomena without loss of consciousness; the specific phenomenon reflects the affected area of the brain. In generalized seizures, the discharge bilaterally and diffusely involves the entire cortex. Sometimes a focal lesion of one part of a hemisphere activates the entire cerebrum bilaterally so rapidly that it produces a generalized tonic-clonic seizure before a focal sign appears.

Epilepsy is a family of disorders. Those that are idiopathic are believed to have multiple genetic contributions. For example, idiopathic generalized epilepsy (IGE) is characterized by recurring generalized seizures in the absence of detectable brain lesions and/or metabolic abnormalities. Twin and family studies suggest that genetic factors play a key part in its etiology. Although a mutation in the CACNB4 gene can cause the disorder, linkage to 8q24, Zara et al., Hum. Molec. Genet. 4: 1201-1207(1995), 3q26 and 14q23, Sander et al., Hum. Molec. Genet. 9:1465-1472 (2000), and 2q36 has been also demonstrated, with a multilocus model appearing to fit best the observed familial patterns.

Polygenic contributions to the etiology of various neurologic cancers have similarly been described.

For example, gliomas account for 45% of intracranial tumors, and multiple loci have been implicated in its development, with losses of chromosome 17p, increase in copy number of chromosome 7, structural abnormalities of

chromosomes 9p and 19q, and genes on chromosome 10 among the suspects.

Other significant diseases of brain and nervous tissue are also believed to have a genetic, typically  
5 polygenic, etiologic component. These diseases include, for example, Parkinson's disease, dementia with Lewy bodies, frontotemporal dementia, corticobasal ganglionic degeneration, progressive supranuclear palsy, prion diseases (Creutzfeld-Jakob, Gerstmann-Straussler-Shenker,  
10 familial fatal insomnia), Tourette's Syndrome, corticobasal degeneration, multiple system atrophy, striatonigral degeneration, Shy-Drager syndrome, olivopontocerebellar atrophy, spinocerebellar ataxia, Friedreich ataxia, ataxia-telangiectasia, amyotrophic lateral sclerosis, bulbo-spinal  
15 atrophy (Kennedy's syndrome), spinal muscular atrophy, neuronal storage diseases (sphingolipid, mucopolysaccharide, mucolipid), leukodystrophy, Krabbe disease, metachromic leukodystrophy, adrenoleukodystrophy, Pelizaeus-Merzbacher disease, Canavan disease,  
20 mitochondrial encephalomyopathy, Leigh disease, neurofibromatosis (Type I and Type II), tuberous sclerosis, paraneoplastic syndrome, subacute cerebellar degeneration, subacute sensory neuropathy, opsoclonus/myoclonus, retinal degeneration, stiff-man syndrome and Von Hippel-Lindau  
25 disease.

Many neurologic cancers other than gliomas have also been shown or suspected to have genetic bases or contributions. Among these cancers are astrocytoma, fibrillary astrocytoma, pilocytic astrocytoma,  
30 pleomorphic xanthoastrocytoma, oligodendroglioma, ependymoma, gangliocytoma, ganglioglioma, medulloblastoma, primary brain germ cell tumor, pineocytoma, pineoblastoma, and meningioma.

Other disorders of brain and central nervous  
35 system that likely have genetic components include the

various forms of neural deafness, catatonia, depression, bipolar (manic-depressive) disorder, Wilson's Disease, Pick disease, neuromyelitis optica (Devic disease), central pontine myelinolysis, Marchiafava-Bignami disease, 5 Guillain-Barre syndrome, sleep disorders (insomnia, myoclonus, narcolepsy, cataplexy, sleep apnea), amnesia, aphasia (including Broca's aphasia and Wernicke's aphasia), cortical blindness, visual agnosia, auditory agnosia, and Kluver-Bucy syndrome.

10 The human genome-derived single exon nucleic acid probes and microarrays of the present invention are useful for predicting, diagnosing, grading, staging, monitoring and prognosing diseases of human brain, particularly those diseases with polygenic etiology. With each of the single 15 exon probes described herein shown to be expressed at detectable levels in human brain, and with about 2/3 of the probes identifying novel genes, the single exon microarrays of the present invention provide exceptionally high informational content for such studies.

20 For example, diagnosis (including differential diagnosis among clinically indistinguishable disorders), staging, and/or grading of a disease can be based upon the quantitative relatedness of a patient gene expression profile to one or more reference expression profiles known 25 to be characteristic of a given neurologic disease, or to specific grades or stages thereof.

In one embodiment, the patient gene expression profile is generated by hybridizing nucleic acids obtained directly or indirectly from transcripts expressed in the 30 patient's brain (or other CNS tissues, including cultured tissues) to the genome-derived single exon microarray of the present invention. Reference profiles are obtained similarly by hybridizing nucleic acids from individuals with known disease. Methods for quantitatively relating 35 gene expression profiles, without regard to the function of

the protein encoded by the gene, are disclosed in WO 99/58720, incorporated herein by reference in its entirety.

In another approach, the genome-derived single exon probes and microarrays of the present invention can be used to interrogate genomic DNA, rather than pools of expressed message; this latter approach permits predisposition to and/or prognosis of neurologic disease to be assessed through the massively parallel determination of altered copy number, deletion, or mutation in the patient's genome of exons known to be expressed in human brain. The algorithms set forth in WO 99/58720 can be applied to such genomic profiles without regard to the function of the protein encoded by the interrogated gene.

The utility is specific to the probe; at sufficiently high hybridization stringency, which stringencies are well known in the art - see Ausubel et al. and Maniatis et al. - each probe reports the level of expression of message specifically containing that ORF.

It should be appreciated, however, that the probes of the present invention, for which expression in the brain has been demonstrated are useful for both measurement in the brain and for survey of expression in other tissues.

Significant among such advantages is the presence of probes for novel genes.

As mentioned above and further detailed in Examples 1 and 2, the methods described enable ORFs which are not present in existing expression databases to be identified. And the fewer the number of tissues in which the ORF can be shown to be expressed, the more likely the ORF will prove to be part of a novel gene: as further discussed in Example 2, ORFs whose expression was measurable in only a single of the tested tissues were represented in existing expression databases at a rate of only 11%, whereas 36% of ORFs whose expression was



measurable in 9 tissues were present in existing expression databases, and fully 45% of those ORFs expressed in all ten tested tissues were present in existing expressed sequence databases.

5           Either as tools for measuring gene expression or tools for surveying gene expression, the genome-derived single exon probes of the present invention have significant advantages over the cDNA or EST-based probes that are currently available for achieving these utilities.

10           The genome-derived single exon probes of the present invention are useful in constructing genome-derived single exon microarrays; the genome-derived single exon microarrays, in turn, are useful devices for measuring and for surveying gene expression in the human.

15           Gene expression analysis using microarrays - conventionally using microarrays having probes derived from expressed message - is well-established as useful in the biological research arts (see Lockhart et al. *Nature* 405, 827-836).

20           Microarrays have been used to determine gene expression profiles in cells in response to drug treatment (see, for example, Kaminski et al., "Global Analysis of Gene Expression in Pulmonary Fibrosis Reveals Distinct Programs Regulating Lung Inflammation and Fibrosis," *Proc. Natl. Acad. Sci. USA* 97(4):1778-83 (2000); Bartosiewicz et al., "Development of a Toxicological Gene Array and Quantitative Assessment of This Technology," *Arch. Biochem. Biophys.* 376(1):66-73 (2000)), viral infection (see for example, Geiss et al., "Large-scale Monitoring of Host Cell Gene Expression During HIV-1 Infection Using cDNA Microarrays," *Virology* 266(1):8-16 (2000)) and during cell processes such as differentiation, senescence and apoptosis (see, for example, Shelton et al., "Microarray Analysis of Replicative Senescence," *Curr. Biol.* 9(17):939-45 (1999);  
30           Voehringer et al., "Gene Microarray Identification of Redox  
35

and Mitochondrial Elements That Control Resistance or Sensitivity to Apoptosis," *Proc. Natl. Acad. Sci. USA* 97(6):2680-5 (2000)).

Microarrays have also been used to determine  
5 abnormal gene expression in diseased tissues (see, for example, Alon et al., "Broad Patterns of Gene Expression Revealed by Clustering Analysis of Tumor and Normal Colon Tissues Probed by Oligonucleotide Arrays," *Proc. Natl. Acad. Sci. USA* 96(12):6745-50 (1999); Perou et al.,  
10 "Distinctive Gene Expression Patterns in Human Mammary Epithelial Cells and Breast Cancers," *Proc. Natl. Acad. Sci. USA* 96(16):9212-7 (1999); Wang et al., "Identification of Genes Differentially Over-expressed in Lung Squamous Cell Carcinoma Using Combination of cDNA Subtraction and  
15 Microarray Analysis," *Oncogene* 19(12):1519-28 (2000); Whitney et al., "Analysis of Gene Expression in Multiple Sclerosis Lesions Using cDNA Microarrays," *Ann. Neurol.* 46(3):425-8 (1999)), in drug discovery screens (see, for example, Scherf et al., "A Gene Expression Database for the  
20 Molecular Pharmacology of Cancer," *Nat. Genet.* 24(3):236-44 (2000)) and in diagnosis to determine appropriate treatment strategies (see, for example, Sgroi et al., "In vivo Gene Expression Profile Analysis of Human Breast Cancer Progression," *Cancer Res.* 59(22):5656-61 (1999)).

25 In microarray-based gene expression screens of pharmacological drug candidates upon cells, each probe provides specific useful data. In particular, it should be appreciated that even those probes that show no change in expression are as informative as those that do change,  
30 serving, in essence, as negative controls.

For example, where gene expression analysis is used to assess toxicity of chemical agents on cells, the failure of the agent to change a gene's expression level is evidence that the drug likely does not affect the pathway  
35 of which the gene's expressed protein is a part.

Analogously, where gene expression analysis is used to assess side effects of pharmacological agents – whether in lead compound discovery or in subsequent screening of lead compound derivatives – the inability of the agent to alter a gene's expression level is evidence that the drug does not affect the pathway of which the gene's expressed protein is a part.

WO 99/58720 provides methods for quantifying the relatedness of a first and second gene expression profile and for ordering the relatedness of a plurality of gene expression profiles. The methods so described permit useful information to be extracted from a greater percentage of the individual gene expression measurements from a microarray than methods previously used in the art.

Other uses of microarrays are described in Gerhold *et al.*, *Trends Biochem. Sci.* 24(5):168-173 (1999) and Zweiger, *Trends Biotechnol.* 17(11):429-436 (1999); Schena *et al.*

The invention particularly provides genome-derived single-exon probes known to be expressed in brain.

The individual single exon probes can be provided in the form of substantially isolated and purified nucleic acid, typically, but not necessarily, in a quantity sufficient to perform a hybridization reaction.

Such nucleic acid can be in any form directly hybridizable to the message that contains the probe's ORF, such as double stranded DNA, single-stranded DNA complementary to the message, single-stranded RNA complementary to the message, or chimeric DNA/RNA molecules so hybridizable. The nucleic acid can alternatively or additionally include either nonnative nucleotides, alternative internucleotide linkages, or both, so long as complementary binding can be obtained. For example, probes can include phosphorothioates, methylphosphonates, morpholino analogs, and peptide nucleic acids (PNA), as are

described, for example, in U.S. Patent Nos. 5,142,047; 5,235,033; 5,166,315; 5,217,866; 5,184,444; 5,861,250.

Usefully, however, such probes are provided in a form and quantity suitable for amplification, where the amplified product is thereafter to be used in the hybridization reactions that probe gene expression. Typically, such probes are provided in a form and quantity suitable for amplification by PCR or by other well known amplification technique. One such technique additional to PCR is rolling circle amplification, as is described, *inter alia*, in U.S. Patent Nos. 5,854,033 and 5,714,320 and international patent publications WO 97/19193 and WO 00/15779. As is well understood, where the probes are to be provided in a form suitable for amplification, the range of nucleic acid analogues and/or internucleotide linkages will be constrained by the requirements and nature of the amplification enzyme.

Where the probe is to be provided in form suitable for amplification, the quantity need not be sufficient for direct hybridization for gene expression analysis, and need be sufficient only to function as an amplification template, typically at least about 1, 10 or 100 pg or more.

Each discrete amplifiable probe can also be packaged with amplification primers, either in a single composition that comprises probe template and primers, or in a kit that comprises such primers separately packaged therefrom. As earlier mentioned, the ORF-specific 5' primers used for genomic amplification can have a first common sequence added thereto, and the ORF-specific 3' primers used for genomic amplification can have a second, different, common sequence added thereto, thus permitting, in this embodiment, the use of a single set of 5' and 3' primers to amplify any one of the probes. The probe composition and/or kit can also include buffers, enzyme,

etc., required to effect amplification.

As mentioned earlier, when intended for use on a genome-derived single exon microarray of the present invention, the genome-derived single exon probes of the present invention will typically average at least about 5 100, 200, 300, 400 or 500 bp in length, including (and typically, but not necessarily centered about) the ORF. Furthermore, when intended for use on a genome-derived single exon microarray of the present invention, the 10 genome-derived single exon probes of the present invention will typically not contain a detectable label.

When intended for use in solution phase hybridization, however – that is, for use in a hybridization reaction in which the probe is not first 15 bound to a support substrate (although the target may indeed be so bound) – length constraints that are imposed in microarray-based hybridization approaches will be relaxed, and such probes will typically be labeled.

In such case, the only functional constraint that 20 dictates the minimum size of such probe is that each such probe must be capable of specifically identifying in a hybridization reaction the exon from which it is drawn. In theory, a probe of as little as 17 nucleotides is capable of uniquely identifying its cognate sequence in the human 25 genome. For hybridization to expressed message – a subset of target sequence that is much reduced in complexity as compared to genomic sequence – even fewer nucleotides are required for specificity.

Therefore, the probes of the present invention 30 can include as few as 20, 25 or 50 bp or ORF, or more. In particular embodiments, the ORF sequences are given in SEQ ID NOS. 12,822 - 25,434, respectively, for probe SEQ ID NOS. 1 - 12,821. The minimum amount of ORF required to be included in the probe of the present invention in order to 35 provide specific signal in either solution phase or

microarray-based hybridizations can readily be determined for each of ORF SEQ ID NOS. 12,822 - 25,434 individually by routine experimentation using standard high stringency conditions.

5           Such high stringency conditions are described, *inter alia*, in Ausubel et al. and Maniatis et al. For microarray-based hybridization, standard high stringency conditions can usefully be 50% formamide, 5X SSC, 0.2 µg/µl poly(dA), 0.2 µg/µl human c<sub>0</sub>t1 DNA, and 0.5 % SDS, in a  
10 humid oven at 42°C overnight, followed by successive washes of the microarray in 1X SSC, 0.2% SDS at 55°C for 5 minutes, and then 0.1X SSC, 0.2% SDS, at 55°C for 20 minutes. For solution phase hybridization, standard high stringency conditions can usefully be aqueous hybridization  
15 at 65°C in 6X SSC. Lower stringency conditions, suitable for cross-hybridization to mRNA encoding structurally- and functionally-related proteins, can usefully be the same as the high stringency conditions but with reduction in temperature for hybridization and washing to room  
20 temperature (approximately 25°C).

When intended for use in solution phase hybridization, the maximum size of the single exon probes of the present invention is dictated by the proximity of other expressed exons in genomic DNA: although each single  
25 exon probe can include intergenic and/or intronic material contiguous to the ORF in the human genome, each probe of the present invention will include portions of only one expressed exon.

Thus, each single exon probe will include no more  
30 than about 25 kb of contiguous genomic sequence, more typically no more than about 20 kb of contiguous genomic sequence, more usually no more than about 15 kb, even more usually no more than about 10 kb. Usually, probes that are maximally about 5 kb will be used, more typically no more  
35 than about 3 kb.

It will be appreciated that the Sequence Listing appended hereto presents, by convention, only that strand of the probe and ORF sequence that can be directly translated reading from 5' to 3' end. As would be well understood by one of skill in the art, single stranded probes must be complementary in sequence to the ORF as present in an mRNA; it is well within the skill in the art to determine such complementary sequence. It will further be understood that double stranded probes can be used in both solution-phase hybridization and microarray-based hybridization if suitably denatured.

Thus, it is an aspect of the present invention to provide single-stranded nucleic acid probes that have sequence complementary to those described herein above and below, and double-stranded probes one strand of which has sequence complementary to the probes described herein.

The probes can, but need not, contain intergenic and/or intronic material that flanks the ORF, on one or both sides, in the same linear relationship to the ORF that the intergenic and/or intronic material bears to the ORF in genomic DNA. The probes do not, however, contain nucleic acid derived from more than one expressed ORF.

And when intended for use in solution hybridization, the probes of the present invention can usefully have detectable labels. Nucleic acid labels are well known in the art, and include, *inter alia*, radioactive labels, such as  $^3\text{H}$ ,  $^{32}\text{P}$ ,  $^{33}\text{P}$ ,  $^{35}\text{S}$ ,  $^{125}\text{I}$ ,  $^{131}\text{I}$ ; fluorescent labels, such as Cy3, Cy5, Cy5.5, Cy7, SYBR<sup>®</sup>

Green and other labels described in Haugland, *Handbook of Fluorescent Probes and Research Chemicals*, 7th ed., Molecular Probes Inc., Eugene, OR (2000), or fluorescence resonance energy transfer tandem conjugates thereof; labels suitable for chemiluminescent and/or enhanced chemiluminescent detection; labels suitable for ESR and NMR detection; and labels that include one member

of a specific binding pair, such as biotin, digoxigenin, or the like.

The probes, either in quantity sufficient for hybridization or sufficient for amplification, can be provided in individual vials or containers.

Alternatively, such probes can usefully be packaged as a plurality of such individual genome-derived single exon probes.

When provided as a collection of plural individual probes, the probes are typically made available in amplifiable form in a spatially-addressable ordered set, typically one per well of a microtiter dish. Although a 96 well microtiter plate can be used, greater efficiency is obtained using higher density arrays.

If, as earlier mentioned, the ORF-specific 5' primers used for genomic amplification had a first common sequence added thereto, and the ORF-specific 3' primers used for genomic amplification had a second, different, common sequence added thereto, a single set of 5' and 3' primers can be used to amplify all of the probes from the amplifiable ordered set.

Such collections of genome-derived single exon probes can usefully include a plurality of probes chosen for the common attribute of expression in the human brain.

In such defined subsets, typically at least 50, 60, 75, 80, 85, 90 or 95% or more of the probes will be chosen by their expression in the defined tissue or cell type.

The single exon probes of the present invention, as well as fragments of the single exon probes comprising selectively hybridizable portions of the probe ORF, can be used to obtain the full length cDNA that includes the ORF by (i) screening of cDNA libraries; (ii) rapid amplification of cDNA ends ("RACE"); or (iii) other conventional means, as are described, *inter alia*, in



Ausubel et al. and Maniatis et al.

It is another aspect of the present invention to provide genome-derived single exon nucleic acid microarrays useful for gene expression analysis, where the term  
5 "microarray" has the meaning given in the definitional section of this description, *supra*.

The invention particularly provides genome-derived single-exon nucleic acid microarrays comprising a plurality of probes known to be expressed in human brain.  
10 In preferred embodiments, the present invention provides human genome-derived single exon microarrays comprising a plurality of probes drawn from the group consisting of SEQ ID NOS.: 1 - 12,821.

When used for gene expression analysis, the  
15 genome-derived single exon microarrays provide greater physical informational density than do the genome-derived single exon microarrays that have lower percentages of probes known to be expressed commonly in the tested tissue. At a fixed probe density, for example, a given microarray  
20 surface area of the defined subset genome-derived single exon microarray can yield a greater number of expression measurements. Alternatively, at a given probe density, the same number of expression measurements can be obtained from a smaller substrate surface area. Alternatively, at a  
25 fixed probe density and fixed surface area, probes can be provided redundantly, providing greater reliability in signal measurement for any given probe. Furthermore, with a higher percentage of probes known to be expressed in the assayed tissue, the dynamic range of the detection means  
30 can be adjusted to reveal finer levels discrimination among the levels of expression.

Although particularly described with respect to their utility as probes of gene expression, particularly as probes to be included on a genome-derived single exon  
35 microarray, each of the nucleic acids having SEQ ID NOS.: 1

- 12,821 contains an open-reading frame, set forth respectively in SEQ ID NOS.: 12,822 - 25,434, that encodes a protein domain. Thus, each of SEQ ID NOS. 1 - 12,821 can be used, or that portion thereof in SEQ ID NOS. 12,822 - 5 25,434 used, to express a protein domain by standard *in vitro* recombinant techniques. See Ausubel et al. and Maniatis et al.

Additionally, kits are available commercially that readily permit such nucleic acids to be expressed as 10 protein in bacterial cells, insect cells, or mammalian cells, as desired (e.g., HAT™ Protein Expression & Purification System, ClonTech Laboratories, Palo Alto, CA; Adeno-X™ Expression System, ClonTech Laboratories, Palo Alto, CA; Protein Fusion & Purification (pMAL™) System, New 15 England Biolabs, Beverley, MA)

Furthermore, shorter peptides can be chemically synthesized using commercial peptide synthesizing equipment and well known techniques. Procedures are described, *inter alia*, in Chan et al. (eds.), Fmoc Solid Phase Peptide 20 Synthesis: A Practical Approach (Practical Approach Series, (Paper)), Oxford Univ. Press (March 2000) (ISBN: 0199637245); Jones, Amino Acid and Peptide Synthesis (Oxford Chemistry Primers, No 7) , Oxford Univ. Press (August 1992) (ISBN: 0198556683); and Bodanszky, Principles 25 of Peptide Synthesis (Springer Laboratory), Springer Verlag (December 1993) (ISBN: 0387564314).

It is, therefore, another aspect of the invention to provide peptides comprising an amino acid sequence translated from SEQ ID NOS.: 12,822 - 25,434. Such amino 30 acid sequences are set out in SEQ ID NOS: 25,435 - 37,811. Any such recombinantly-expressed or synthesized peptide of at least 8, and preferably at least about 15, amino acids, can be conjugated to a carrier protein and used to generate antibody that recognizes the peptide. Thus, it is a 35 further aspect of the invention to provide peptides that

have at least 8, preferably at least 15, consecutive amino acids.

The following examples are offered by way of illustration and not by way of limitation.

#### EXAMPLE 1

Preparation of Single Exon Microarrays from ORFs Predicted in Human Genomic Sequence

10

#### Bioinformatics Results

All human BAC sequences in fewer than 10 pieces that had been accessioned in a five month period immediately preceding this study were downloaded from GenBank. This corresponds to ~2200 clones, totaling ~350 MB of sequence, or approximately 10% of the human genome.

After masking repetitive elements using the program CROSS\_MATCH, the sequence was analyzed for open reading frames using three separate gene finding programs. The three programs predict genes using independent algorithmic methods developed on independent training sets: GRAIL uses a neural network, GENEFINDER uses a hidden Markoff model, and DICTION, a program proprietary to Genetics Institute, operates according to a different heuristic. The results of all three programs were used to create a prediction matrix across the segment of genomic DNA.

The three gene finding programs yielded a range of results. GRAIL identified the greatest percentage of genomic sequence as putative coding region, 2% of the data analyzed. GENEFINDER was second, calling 1%, and DICTION yielded the least putative coding region, with 0.8% of genomic sequence called as coding region.

The consensus data were as follows. GRAIL and GENEFINDER agreed on 0.7% of genomic sequence, GRAIL and

DICTION agreed on 0.5% of genomic sequence, and the three programs together agreed on 0.25% of the data analyzed. That is, 0.25% of the genomic sequence was identified by all three of the programs as containing putative coding  
5 region.

ORFs predicted by any two of the three programs ("consensus ORFs") were assorted into "gene bins" using two criteria: (1) any 7 consecutive exons within a 25 kb window were placed together in a bin as likely contributing to a  
10 single gene, and (2) all ORFs within a 25 kb window were placed together in a bin as likely contributing to a single gene if fewer than 7 exons were found within the 25 kb window.

15 PCR

The largest ORF from each gene bin that did not span repetitive sequence was then chosen for amplification, as were all consensus ORFs longer than 500 bp. This method approximated one exon per gene; however, a number of genes  
20 were found to be represented by multiple elements.

Previously, we had determined that DNA fragments fewer than 250 bp in length do not bind well to the amino-modified glass surface of the slides used as support substrate for construction of microarrays; therefore,  
25 amplicons were designed in the present experiments to approximate 500 bp in length.

Accordingly, after selecting the largest ORF per gene bin, a 500 bp fragment of sequence centered on the ORF was passed to the primer picking software, PRIMER3  
30 (available online for use at <http://www-genome.wi.mit.edu/cgi-bin/primer/> ). A first additional sequence was commonly added to each ORF-unique 5' primer, and a second, different, additional sequence was commonly added to each ORF-unique 3' primer, to permit  
35 subsequent reamplification of the amplicon using a single

set of "universal" 5' and 3' primers, thus immortalizing the amplicon. The addition of universal priming sequences also facilitates sequence verification, and can be used to add a cloning site should some ORFs be found to warrant  
5 further study.

The ORFs were then PCR amplified from genomic DNA, verified on agarose gels, and sequenced using the universal primers to validate the identity of the amplicon to be spotted in the microarray.

10 Primers were supplied by Operon Technologies (Alameda, CA). PCR amplification was performed by standard techniques using human genomic DNA (Clontech, Palo Alto, CA) as template. Each PCR product was verified by SYBR<sup>®</sup> green (Molecular Probes, Inc., Eugene, OR) staining of  
15 agarose gels, with subsequent imaging by Fluorimager (Molecular Dynamics, Inc., Sunnyvale, CA). PCR amplification was classified as successful if a single band appeared.

The success rate for amplifying ORFs of interest  
20 directly from genomic DNA using PCR was approximately 75%. FIG. 5 graphs the distribution of predicted ORF (exon) length and distribution of amplified PCR products, with ORF length shown in red and PCR product length shown in blue (which may appear black in the figure). Although the range  
25 of ORF sizes is readily seen to extend to beyond 900 bp, the mean predicted exon size was only 229 bp, with a median size of 150 bp (n=9498). With an average amplicon size of  $475 \pm 25$  bp, approximately 50% of the average PCR  
amplification product contained predicted coding region,  
30 with the remaining 50% of the amplicon containing either intron, intergenic sequence, or both.

Using a strategy predicated on amplifying about 500 bp, it was found that long exons had a higher PCR failure rate. To address this, the bioinformatics process  
35 was adjusted to amplify 1000, 1500 or 2000 bp fragments

from exons larger than 500 bp. This improved the rate of successful amplification of exons exceeding 500 bp, constituting about 9.2% of the exons predicted by the gene finding algorithms.

5                    Approximately 75% of the probes disposed on the array (90% of those that successfully PCR amplified) were sequence-verified by sequencing in both the forward and reverse direction using MegaBACE sequencer (Molecular Dynamics, Inc., Sunnyvale, CA), universal primers, and  
10 standard protocols.

                  Some genomic clones (BACs) yielded very poor PCR and sequencing results. The reasons for this are unclear, but may be related to the quality of early draft sequence or the inclusion of vector and host contamination in some  
15 submitted sequence data.

                  Although the intronic and intergenic material flanking coding regions could theoretically interfere with hybridization during microarray experiments, subsequent empirical results demonstrated that differential expression  
20 ratios were not significantly affected by the presence of noncoding sequence. The variation in exon size was similarly found not to affect differential expression ratios significantly; however, variation in exon size was observed to affect the absolute signal intensity (data not  
25 shown).

                  The 350 MB of genomic DNA was, by the above-described process, reduced to 9750 discrete probes, which were spotted in duplicate onto glass slides using commercially available instrumentation (MicroArray GenII  
30 Spotter and/or MicroArray GenIII Spotter, Molecular Dynamics, Inc., Sunnyvale, CA). Each slide additionally included either 16 or 32 *E. coli* genes, the average hybridization signal of which was used as a measure of background biological noise.

35                    Each of the probe sequences was BLASTed against

the human EST data set, the NR data set, and SwissProt GenBank (May 7, 1999 release 2.0.9).

One third of the probe sequences (as amplified) produced an exact match (BLAST Expect ("E") values less than  $1 e^{-100}$ ) to either an EST (20% of sequences) or a known mRNA (13% of sequences). A further 22% of the probe sequences showed some homology to a known EST or mRNA (BLAST E values from  $1 e^{-5}$  to  $1 e^{-99}$ ). The remaining 45% of the probe sequences showed no significant sequence homology to any expressed, or potentially expressed, sequences present in public databases.

All of the probe sequences (as amplified) were then analyzed for protein similarities with the SwissProt database using BLASTX, Gish et al., *Nature Genet.* 3:266 (1993). The predicted functional breakdowns of the 2/3 of probes identical or homologous to known sequences are presented in Table 1.

Table 1

Function of Predicted ORFs As Deduced From Comparative Sequence Analysis			
Total	V6 chip	V7 chip	Function Predicted from Comparative Sequence Analysis
211	96	115	Receptor
120	43	77	Zinc Finger
30	11	19	Homeobox
25	9	16	Transcription Factor
17	11	7	Transcription
118	57	61	Structural
95	39	56	Kinase
36	18	18	Phosphatase
83	31	52	Ribosomal

45	19	26	Transport
21	17	14	Growth Factor
17	12	5	Cytochrome
50	33	17	Channel

As can be seen, the two most common types of genes were transcription factors and receptors, making up 2.2% and 1.8% of the arrayed elements, respectively.

5

### EXAMPLE 2

Gene Expression Measurements From Genome-Derived Single Exon Microarrays

10

The two genome-derived single exon microarrays prepared according to Example 1 were hybridized in a series of simultaneous two-color fluorescence experiments to (1) 15 Cy3-labeled cDNA synthesized from message drawn individually from each of brain, heart, liver, fetal liver, placenta, lung, bone marrow, HeLa, BT 474, or HBL 100 cells, and (2) Cy5-labeled cDNA prepared from message 20 pooled from all ten tissues and cell types, as a control in each of the measurements. Hybridization and scanning were carried out using standard protocols and Molecular Dynamics equipment.

Briefly, mRNA samples were bought from commercial sources (Clontech, Palo Alto, CA and Amersham Pharmacia 25 Biotech (APB)). Cy3-dCTP and Cy5-dCTP (both from APB) were incorporated during separate reverse transcriptions of 1  $\mu$ g of polyA<sup>+</sup> mRNA performed using 1  $\mu$ g oligo(dT)12-18 primer and 2  $\mu$ g random 9mer primers as follows. After heating to 70°C, the RNA:primer mixture was snap cooled on ice. After 30 snap cooling on ice, added to the RNA to the stated final concentration was: 1X Superscript II buffer, 0.01 M DTT,



100  $\mu$ M dATP, 100  $\mu$ M dGTP, 100  $\mu$ M dTTP, 50  $\mu$ M dCTP, 50  $\mu$ M  
Cy3-dCTP or Cy5-dCTP 50  $\mu$ M, and 200 U Superscript II  
enzyme. The reaction was incubated for 2 hours at 42°C.  
After 2 hours, the first strand cDNA was isolated by adding  
5 1 U Ribonuclease H, and incubating for 30 minutes at 37°C.  
The reaction was then purified using a Qiagen PCR cleanup  
column, increasing the number of ethanol washes to 5.  
Probe was eluted using 10 mM Tris pH 8.5.

Using a spectrophotometer, probes were measured  
10 for dye incorporation. Volumes of both Cy3 and Cy5 cDNA  
corresponding to 50 pmoles of each dye were then dried in a  
Speedvac, resuspended in 30  $\mu$ l hybridization solution  
containing 50% formamide, 5X SSC, 0.2  $\mu$ g/ $\mu$ l poly(dA), 0.2  
 $\mu$ g/ $\mu$ l human c<sub>o</sub>t1 DNA, and 0.5 % SDS.

15 Hybridizations were carried out under a  
coverslip, with the array placed in a humid oven at 42°C  
overnight. Before scanning, slides were washed in 1X SSC,  
0.2% SDS at 55°C for 5 minutes, followed by 0.1X SSC, 0.2%  
SDS, at 55°C for 20 minutes. Slides were briefly dipped in  
20 water and dried thoroughly under a gentle stream of  
nitrogen.

Slides were scanned using a Molecular Dynamics  
Gen3 scanner, as described. Schena (ed.), Microarray  
Biochip: Tools and Technology, Eaton Publishing  
25 Company/BioTechniques Books Division (2000) (ISBN:  
1881299376).

Although the use of pooled cDNA as a reference  
permitted the survey of a large number of tissues, it  
attenuates the measurement of relative gene expression,  
30 since every highly expressed gene in the tissue/cell type-  
specific fluorescence channel will be present to a level of  
at least 10% in the control channel. Because of this fact,  
both signal and expression ratios (the latter hereinafter,  
"expression" or "relative expression") for each probe were  
35 normalized using the average ratio or average signal,

respectively, as measured across the whole slide.

Data were accepted for further analysis only when signal was at least three times greater than biological noise, the latter defined by the average signal produced by the *E. coli* control genes.

The relative expression signal for these probes was then plotted as function of tissue or cell type, and is presented in FIG. 6.

FIG. 6 shows the distribution of expression across a panel of ten tissues. The graph shows the number of sequence-verified products that were either not expressed ("0"), expressed in one or more but not all tested tissues ("1" - "9"), and expressed in all tissues tested ("10").

Of 9999 arrayed elements on the two microarrays (including positive and negative controls and "failed" products), 2353 (51%) were expressed in at least one tissue or cell type. Of the gene elements showing significant signal - where expression was scored as "significant" if the normalized Cy3 signal was greater than 1, representing signal 5-fold over biological noise (0.2) - 39% (991) were expressed in all 10 tissues. The next most common class (15%) consisted of gene elements expressed in only a single tissue.

The genes expressed in a single tissue were further analyzed, and the results of the analyses are compiled in FIG. 7.

FIG. 7A is a matrix presenting the expression of all verified sequences that showed expression greater than 3 in at least one tissue. Each clone is represented by a column in the matrix. Each of the 10 tissues assayed is represented by a separate row in the matrix, and relative expression of a clone in that tissue is indicated at the respective node by intensity of green shading, with the intensity legend shown in panel B. The top row of the

matrix ("EST Hit") contains "bioinformatic" rather than "physical" expression data - that is, presents the results returned by query of EST, NR and SwissProt databases using the probe sequence. The legend for "bioinformatic expression" (i.e., degree of homology returned) is presented in panel C. Briefly, white is known, black is novel, with gray depicting nonidentical with significant homology (white: E values < 1e-100; gray: E values from 1e-05 to 1e-99; black: E values > 1e-05).

As FIG. 7 readily shows, heart and brain were demonstrated to have the greatest numbers of genes that were shown to be uniquely expressed in the respective tissue. In brain, 200 uniquely expressed genes were identified; in heart, 150. The remaining tissues gave the following figures for uniquely expressed genes: liver, 100; lung, 70; fetal liver, 150; bone marrow, 75; placenta, 100; HeLa, 50; HBL, 100; and BT474, 50.

It was further observed that there were many more "novel" genes among those that were up-regulated in only one tissue, as compared with those that were down-regulated in only one tissue. In fact, it was found that ORFs whose expression was measurable in only a single of the tested tissues were represented in sequencing databases at a rate of only 11%, whereas 36% of the ORFs whose expression was measurable in 9 of the tissues were present in public databases. As for those ORFs expressed in all ten tissues, fully 45% were present in existing expressed sequence databases. These results are not unexpected, since genes expressed in a greater number of tissues have a higher likelihood of being, and thus of having been, discovered by EST approaches.

#### Comparison of Signal from Known and Unknown Genes

The normalized signal of the genes found to have high homology to genes present in the GenBank human EST

database were compared to the normalized signal of those genes not found in the GenBank human EST database. The data are shown in FIG. 8.

FIG. 8 shows the normalized Cy3 signal intensity for all sequence-verified products with a BLAST Expect ("E") value of greater than  $1e-30$  (designated "unknown") upon query of existing EST, NR and SwissProt databases, and shows in blue the normalized Cy3 signal intensity for all sequence-verified products with a BLAST Expect value of less than  $1e-30$  ("known"). Note that biological background noise has an averaged normalized Cy3 signal intensity of 0.2.

As expected, the most highly expressed of the ORFs were "known" genes. This is not surprising, since very high signal intensity correlates with very commonly-expressed genes, which have a higher likelihood of being found by EST sequence.

However, a significant point is that a large number of even the high expressers were "unknown". Since the genomic approach used to identify genes and to confirm their expression does not bias exons toward either the 3' or 5' end of a gene, many of these high expression genes will not have been detected in an end-sequenced cDNA library.

The significant point is that presence of the gene in an EST database is not a prerequisite for incorporation into a genome-derived microarray, and further, that arraying such "unknown" exons can help to assign function to as-yet undiscovered genes.

30

#### Verification of Gene Expression

To ascertain the validity of the approach described above to identify genes from raw genomic sequence, expression of two of the probes was assayed using reverse transcriptase polymerase chain reaction (RT PCR)

35

and northern blot analysis.

Two microarray probes were selected on the basis of exon size, prior sequencing success, and tissue-specific gene expression patterns as measured by the microarray  
5 experiments. The primers originally used to amplify the two respective ORFs from genomic DNA were used in RT PCR against a panel of tissue-specific cDNAs (Rapid-Scan gene expression panel 24 human cDNAs) (OriGene Technologies, Inc., Rockville, MD).

10 Sequence AL079300\_1 was shown by microarray hybridization to be present in cardiac tissue, and sequence AL031734\_1 was shown by microarray experiment to be present in placental tissue (data not shown). RT-PCR on these two sequences confirmed the tissue-specific gene expression as  
15 measured by microarrays, as ascertained by the presence of a correctly sized PCR product from the respective tissue type cDNAs.

Clearly, all microarray results cannot, and indeed should not, be confirmed by independent assay  
20 methods, or the high throughput, highly parallel advantages of microarray hybridization assays will be lost. However, in addition to the two RT-PCR results presented above, the observation that 1/3 of the arrayed genes exist in expression databases provides powerful confirmation of the  
25 power of our methodology – which combines bioinformatic prediction with expression confirmation using genome-derived single exon microarrays – to identify novel genes from raw genomic data.

To verify that the approach further provides  
30 correct characterization of the expression patterns of the identified genes, a detailed analysis was performed of the microarrayed sequences that showed high signal in brain.

For this latter analysis, sequences that showed high (normalized) signal in brain, but which showed very  
35 low (normalized) signal (less than 0.5, determined to be

biological noise) in all other tissues, were further studied. There were 82 sequences that fit these criteria, approximately 2% of the arrayed elements. The 10 sequences showing the highest signal in brain in microarray hybridizations are detailed in Table 2, along with assigned function, if known or reasonably predicted.

Table 2

Function of the Most Highly Expressed Genes Expressed Only in Brain				
Microarray Sequence Name	Normal Expressed Signal	Expression Ratio	Homology to EST present in GenBank	Gene Function as described by GenBank
AP000217-1	5.2	+7.7	High	S-100 protein, b-chain, Ca <sup>2+</sup> binding protein expressed in central nervous system
AP000047-1	2.3		High	Unknown Function
AC006548-9	1.7		High	Similar to mouse membrane glyco-protein M6, expressed in central nervous system

AC007245-5	1.5		High	Similar to amphiphysin, a synaptic vesicle-associated protein. Ref 21
L44140-4	1.2	+2.0	High	Endothelial actin-binding protein found in nonmuscle filamin
AC004689-9	1.2	+3.5	High	Protein Phosphatase PP2A, neuronal/downregulates activated protein kinases
AL031657-1	1.2	+3.0	High	Unknown function/ Contains the anhyrin motif, a common protein sequence motif
AC009266-2	1.1	+3.7	Low	Low homology to the Synaptotagmin I protein in rat/present at low levels throughout rat brain
AP000086-1	1.0	+2.7	Low	Unknown, very poor homology to collagen

AC004689-3	1.0		High	Protein Phosphatase PP2A, neuronal/ downregulates activated protein kinases
------------	-----	--	------	--------------------------------------------------------------------------------------------

Of the ten sequences studied by these latter confirmatory approaches, eight were previously known. Of these eight, six had previously been reported to be  
 5 important in the central nervous system or brain. The exon giving the highest signal (AP00217-1) was found to be the gene encoding an S100B Ca<sup>2+</sup> binding protein, reported in the literature to be highly and uniquely expressed in the central nervous system. Heizmann, *Neurochem. Res.* 9:1097  
 10 (1997).

A number of the brain-specific probe sequences (including AC006548-9, AC009266-2) did not have homology to any known human cDNAs in GenBank but did show homology to  
 15 rat and mouse cDNAs. Sequences AC004689-9 and AC004689-3 were both found to be phosphatases present in neurons (Millward *et al.*, *Trends Biochem. Sci.* 24(5):186-191 (1999)). Two microarray sequences, AP000047-1 and AP000086-1 have unknown function, with AP000086-1 being  
 20 absent from GenBank. Functionality can now be narrowed down to a role in the central nervous system for both of these genes, showing the power of designing microarrays in this fashion.

Next, the function of the chip sequences with the highest (normalized) signal intensity in brain, regardless  
 25 of expression in other tissues, was assessed. In this latter analysis, we found expression of many more common genes, since the sequences were not limited to those expressed only in brain. For example, looking at the 20 highest signal intensity spots in brain, 4 were similar to



tubulin (AC00807905; AF146191-2; AC007664-4; AF14191-2), 2  
were similar to actin (AL035701-2; AL034402-1), and 6 were  
found to be homologous to glyceraldehyde-3-phosphate  
dehydrogenase (GAPDH) (AL035604-1; Z86090-1; AC006064-L,  
5 AC006064-K; AC035604-3; AC006064-L). These genes are often  
used as controls or housekeeping genes in microarray  
experiments of all types.

Other interesting genes highly expressed in brain  
were a ferritin heavy chain protein, which is reported in  
10 the literature to be found in brain and liver (Joshi et  
al., *J. Neurol. Sci.* 134(Suppl):52-56 (1995)), a result  
duplicated with the array. Other highly expressed chip  
sequences included a translation elongation factor 1 $\alpha$   
(AC007564-4), a DEAD-box homolog (AL023804-4), and a Y-  
15 chromosome RNA-binding motif (Chai et al., *Genomics*  
49(2):283-89 (1998))(AC007320-3). A low homology analog  
(AP00123-1/2) to a gene, DSCR1, thought to be involved in  
trisomy 21 (Down's syndrome), showed high expression in  
both brain and heart, in agreement with the literature  
20 (Fuentes et al., *Mol. Genet.* 4(10):1935-44 (1995)).

As a further validation of the approach, we  
selected the BAC AC006064 to be included on the array.  
This BAC was known to contain the GAPDH gene, and thus  
could be used as a control for the ORF selection process.  
25 The gene finding and exon selection algorithms resulted in  
choosing 25 exons from BAC AC006064 for spotting onto the  
array, of which four were drawn from the GAPDH gene. Table  
3 shows the comparison of the average expression ratio for  
the 4 exons from BAC006064 compared with the average  
30 expression ratio for 5 different dilutions of a  
commercially available GAPDH cDNA (Clontech).

Table 3

Comparison of Expression Ratio, for each tissue, of GAPDH		
	AC006064 (n = 4)	Control (n = 5)
Bone Marrow	-1.81 ± 0.11	-1.85 ± 0.08
Brain	-1.41 ± 0.11	-1.17 ± 0.05
BT474	1.85 ± 0.09	1.66 ± 0.12
Fetal Liver	-1.62 ± 0.07	-1.41 ± 0.05
HBL100	1.32 ± 0.05	2.64 ± 0.12
Heart	1.16 ± 0.09	1.56 ± 0.10
HeLa	1.11 ± 0.06	1.30 ± 0.15
Liver	-1.62 ± 0.22	-2.07 ±
Lung	-4.95 ± 0.93	-3.75 ± 0.21
Placenta	-3.56 ± 0.25	-3.52 ± 0.43

Each tissue shows excellent agreement between the experimentally chosen exons and the control, again demonstrating the validity of the present exon mining approach. In addition, the data also show the variability of expression of GAPDH within tissues, calling into question its classification as a housekeeping gene and utility as a housekeeping control in microarray experiments.

### EXAMPLE 3

Representation of Sequence and Expression Data as a "Mondrian"

15

For each genomic clone processed for microarray as above-described, a plethora of information was accumulated, including full clone sequence, probe sequence within the clone, results of each of the three gene finding programs, EST information associated with the probe

20

sequences, and microarray signal and expression for multiple tissues, challenging our ability to display the information.

Accordingly, we devised a new tool for visual display of the sequence with its attendant annotation which, in deference to its visual similarity to the paintings of Piet Mondrian, is hereinafter termed a "Mondrian". FIGS. 3 and 4 present the key to the information presented on a Mondrian.

FIG. 9 presents a Mondrian of BAC AC008172 (bases 25,000 to 130,000 shown), containing the carbamyl phosphate synthetase gene (AF154830.1). Purple background within the region shown as field 81 in FIG. 3 indicates all 37 known exons for this gene.

As can be seen, GRAIL II successfully identified 27 of the known exons (73%), GENEFINDER successfully identified 37 of the known exons (100%), while DICTION identified 7 of the known exons (19%).

Seven of the predicted exons were selected for physical assay, of which 5 successfully amplified by PCR and were sequenced. These five exons were all found to be from the same gene, the carbamyl phosphate synthetase gene (AF154830.1).

The five exons were arrayed, and gene expression measured across 10 tissues. As is readily seen in the Mondrian, the five chip sequences on the array show identical expression patterns, elegantly demonstrating the reproducibility of the system.

FIG. 10 is a Mondrian of BAC AL049839. We selected 12 exons from this BAC, of which 10 successfully sequenced, which were found to form between 5 and 6 genes. Interestingly, 4 of the genes on this BAC are protease inhibitors. Again, these data elegantly show that exons selected from the same gene show the same expression patterns, depicted below the red line. From this figure,

it is clear that our ability to find known genes is very good. A novel gene is also found from 86.6 kb to 88.6 kb, upon which all the exon finding programs agree. We are confident we have two exons from a single gene since they  
5 show the same expression patterns and the exons are proximal to each other. Backgrounds in the following colors indicate a known gene (top to bottom):  
red = kallistatin protease inhibitor (P29622);  
purple = plasma serine protease inhibitor (P05154);  
10 turquoise =  $\alpha$ 1 anti-chymotrypsin (P01011); mauve = 40S ribosomal protein (P08865). Note that chip sequence 8 and 12 did not sequence verify.

15 EXAMPLE 4

Genome-Derived Single Exon Probes Useful For Measuring Human Gene Expression

The protocols set forth in Examples 1 and 2,  
20 *supra*, were applied to additional human genomic sequence as it became newly available in GenBank to identify unique exons in the human genome that could be shown to be expressed at significant levels in brain tissue.

These unique exons are within longer probe  
25 sequences. Each probe was completely sequenced on both strands prior to its use on a genome-derived single exon microarray; sequencing confirms the exact chemical structure of each probe. An added benefit of sequencing is that it placed us in possession of a set of single base-  
30 incremented fragments of the sequenced nucleic acid, starting from the sequencing primer 3' OH. (Since the single exon probes were first obtained by PCR amplification from genomic DNA, we were of course additionally in  
possession of an even larger set of single base incremented  
35 fragments of each of the 12,821 single exon probes, each

fragment corresponding to an extension product from one of the two amplification primers.)

The structures of the 12,821 unique single exon probes are clearly presented in the Sequence Listing as SEQ ID Nos.: 1 - 12,821. The 16 nt 5' primer sequence and 16 nt 3' primer sequence present on the amplicon are not included in the sequence listing. The sequences of the exons present within each of these probes is presented in the Sequence Listing as SEQ ID NOS.: 12,822 - 25,434, respectively. It will be noted that some amplicons have more than one exon, some exons are contained in more than one amplicon.

As detailed in Example 2, expression was demonstrated by disposing the amplicons as single exon probes on nucleic acid microarrays and then performing two-color fluorescent hybridization analysis; significant expression is based on a statistical confidence that the signal is significantly greater than negative biological control spots. The negative biological control is formed from spotted DNA sequences from a different species. Here, 32 sequences from E.Coli were spotted in duplicate to give a total of 64 spots.

For each hybridisation (each slide, each colour) the median value of the signal from all of the spots is determined. The normalised signal value is the arithmetic mean of the signal from duplicate spots divided by the population median.

Control spots are eliminated if there is more than a five-fold difference between each one of the duplicate spots raw signals.

The median of the signal from the remaining control spots is calculated and all subsequent calculations are done with normalised signals.

Control spots having a signal of greater than median + 2.4 (the value 2.4 is roughly 12 times the

observed standard deviation of control spot populations) are eliminated. Spots with such high signals are considered to be "outliers".

The mean and standard deviation of the modified control spot populations are calculated.

The mean + 3x the standard deviation (mean + (3\*SD)) is used as the signal threshold qualifier for that particular hybridisation. Thus, individual thresholds are determined for each channel and each hybridisation.

This means that, assuming that the data is distributed normally, there is a 99% confidence that any signal exceeding the threshold is significant.

The probes and their expression data are presented in Table 4, set forth respectively in Example 5. Example 5 presents the subset of probes that is significantly expressed in the human heart and thus presents the subset of probes that was recognized to be useful for measuring expression of their cognate genes in human brain tissue.

The sequence of each of the exon probes identified by SEQ ID NOS.: 12,822 - 25,434 was individually used as a BLAST (or, for SWISSPROT, BLASTX) query to identify the most similar sequence in each of dbEST, SwissProt (BLASTX), and NR divisions of GenBank. Because the query sequences are themselves derived from genomic sequence in GenBank, only nongenomic hits from NR were scored.

The smallest in value of the BLAST (or BLASTX) expect ("E") scores for each query sequence across the three database divisions was used as a measure of the "expression novelty" of the probe's ORF. Table 4 is sorted in descending order based on this measure, reported as "Most Similar (top) Hit BLAST E Value". Those sequences for which no "Hit E Value" is listed are those exons which were found to have no similar sequences.

As sorted, Table 4 thus lists its respective probes (by "AMPLICON SEQ ID NO.:" and additionally by the SEQ ID NO:. of the exon contained within the probe:"EXON SEQ ID NO.:" from least similar to sequences known to be expressed (*i.e.*, highest BLAST E value), at the beginning of the table, to most similar to sequences known to be expressed (*i.e.*, lowest BLAST E value), at the bottom of the table.

Table 4 further provides, for each listed probe, the accession number of the database sequence that yielded the "Most Similar (top) Hit BLAST E Value", along with the name of the database in which the database sequence is found ("Top Hit Database Source").

Table 4 further provides SEQ ID NOS. corresponding to the predicted amino acid sequences where they have been determined for the probe and exon nucleotide sequences. These are set out as PEPTIDE SEQ ID NOS.:. The peptide sequences for a given exon are predicted as follows: Since each chip exon is a consensus sequence drawn from predictions from various exon finding programs (*i.e.* Grail, GeneFinder and GenScan), the multiple initial ORFs are first determined in a uniform way according to each prediction. In particular, the reading frame for predicting the first amino acid in the peptide sequence always starts with the first base of any codon and ends with the last base of non-termination codon. Next, for each strand of the exon, initial ORFs are merged into one or more final ORFs in an exhaustive process based on the following criteria: 1) the merging ORFs must be overlapping, and 2) the merging ORFs must be in the same frame.

The Sequence Listing, which is a superset of all of the data presented in Table 4, further includes, for each probe, the most similar hit, with accession number and BLAST E value, from the each of the three queried databases.

Table 4 further lists, for each probe, a portion of the descriptor for the top hit ("Top Hit Descriptor") as provided in the sequence database. For those ORFs that are similar in sequence, but nonidentical to known sequences (e.g., those with BLAST E values between about  $1e-05$  and  $1e-100$ ), the descriptor reveals the likely function of the protein encoded by the probe's ORF.

Using BLAST E value cutoffs of  $1e-05$  (i.e.,  $1 \times 10^{-5}$ ) and  $1e-100$  (i.e.,  $1 \times 10^{-100}$ ) as evidence of similarity to sequences known to be expressed is of course arbitrary: in Example 2, *supra*, a BLAST E value of  $1e-30$  was used as the boundary when only two classes were to be defined for analysis (unknown,  $>1e-30$ ; known  $<1e-30$ ) (see also FIG. 8). Furthermore, even when the "Most Similar (Top) Hit BLAST E Value" is low, e.g., less than about  $1e-100$  — which is probative evidence that the query sequence has previously been shown to be expressed — the top hit is highly unlikely exactly to match the probe sequence.

First, such expression entries typically will not have the intronic and/or intergenic sequence present within the single exon probes listed in the Table. Second, even the ORF itself is unlikely in such cases to be present identically in the databases, since most of the EST and mRNA clones in existing databases include multiple exons, without any indication of the location of exon boundaries.

As noted, the data presented in Table 4 represent a proper subset of the data present within the attached sequence listing. For each amplicon probe (SEQ ID NOs.: 1 - 12,821) and probe exon (SEQ ID NOs.: 12,822 - 25,434, respectively), the sequence listing further provides, through iterated annotation fields <220> and <223>:

(a) the accession number of the BAC from which the sequence was derived ("MAP TO"), thus providing a link to the chromosomal map location and other information about the genomic milieu of the probe sequence;



(b) the most similar sequence provided by BLAST query of the EST database, with accession number and BLAST E value for the "hit";

(c) the most similar sequence provided by BLAST query of the GenBank NR database, with accession number and BLAST E value for the "hit"; and

(d) the most similar sequence provided by BLASTX query of the SWISSPROT database, with accession number and BLAST E value for the "hit".

10

#### EXAMPLE 5

Genome-Derived Single Exon Probes Useful For Measuring Expression of Genes in Human Brain

15

Table 4 (536 pages) presents expression, homology, and functional information for the genome-derived single exon probes that are expressed significantly in human brain.

20

## CLAIMS

1. A spatially-addressable set of single exon nucleic acid probes for measuring gene expression in a sample derived  
5 from human brain comprising a plurality single exon nucleic probes, said probes comprising any one of the nucleotide sequences set out in SEQ ID NOS: 1 - 12,821 or a complementary sequence, or a portion of such a sequence.
- 10 2. A spatially-addressable set of single exon nucleic acid probes as claimed in claim 1 wherein each of said plurality of probes is separately and addressably amplifiable.
- 15 3. A spatially-addressable set of single exon nucleic acid probes as claimed in claim 1 wherein each of said plurality of probes is separately and addressably isolatable from said plurality.
- 20 4. A spatially-addressable set of single exon nucleic acid probes as claimed in any of claims 1 to 3 wherein said probes comprise any one of the nucleotide sequences set out in SEQ ID NOS.: 12,822 - 25,434.
- 25 5. A spatially-addressable set of single exon nucleic acid probes as claimed in any of claims 1 to 4, wherein each of said plurality of probes is amplifiable using at least one common primer.
- 30 6. A spatially-addressable set of single exon nucleic acid probes as claimed in any of claims 1 to 5 wherein the set comprises between 50 - 20,000 single exon nucleic acid probes.
- 35 7. A spatially-addressable set of single exon nucleic acid probes as claimed in any of claims 1 to 6, wherein the

average length of the single exon nucleic acid probes is between 200 and 500 bp.

8. A spatially-addressable set of single exon nucleic acid probes as claimed in any of claims 1 to 7, wherein at least 50% of said single exon nucleic acid probes lack prokaryotic and bacteriophage vector sequence.

9. A spatially-addressable set of single exon nucleic acid probes as claimed in any of claims 1 to 8, wherein at least 50% of said single exon nucleic acid probes lack homopolymeric stretches of A or T.

10. A spatially-addressable set of single exon nucleic acid probes as claimed in any of claims 1 - 9 characterised in that said set of probes is addressably disposed upon a substrate.

11. A spatially-addressable set of single exon nucleic acid probes as claimed in claim 10 wherein said substrate is selected from glass, amorphous silicon, crystalline silicon and plastic.

12. A microarray comprising a spatially addressable set of single exon nucleic acid probes as claimed in any of claims 1 - 11.

13. A single exon nucleic acid probe for measuring human gene expression in a sample derived from human brain comprising a nucleotide sequence as set out in any of SEQ ID NOs.: 1 - 12,821 or a complementary sequence or a fragment thereof wherein said probe hybridizes at high stringency to a nucleic acid molecule expressed in the human brain.

14. A single exon nucleic acid probe as claimed in claim 13 comprising a nucleotide sequence as set out in any of SEQ ID NOs.: 12,822 - 25,434 or a complementary sequence or a fragment thereof.

5

15. A single exon nucleic acid probe for measuring human gene expression in a sample derived from human brain which is a nucleic acid molecule having a sequence encoding a peptide comprising a peptide sequence as set out in any of  
10 SEQ ID NOs.: 25,435 - 37,811, or a complementary sequence or a fragment thereof wherein said probe hybridizes at high stringency to a nucleic acid expressed in the human brain.

16. A single exon nucleic acid probe as claimed in any one.  
15 of claims 13 to 15 wherein said single exon nucleic acid probe comprises between 15 and 25 contiguous nucleotides of said SEQ ID NO.

17. A single exon nucleic acid probe as claimed in any one  
20 of claims 13 to 15, wherein said probe is between 3 - 25 kb in length.

18. A single exon nucleic acid probe as claimed in any one of claims 13 - 17, wherein said probe is DNA, RNA or PNA.

25

19. A single exon nucleic acid probe as claimed in any one of claims 13 - 18, wherein said probe is detectably labeled.

20. A single exon nucleic acid probe as claimed in any one  
30 of claims 13 - 19, wherein said probe lacks prokaryotic and bacteriophage vector sequence.

21. A single exon nucleic acid probe as claimed in any one  
35 of claims 13 - 20, wherein said probe lacks homopolymeric

stretches of A or T.

22. A method of measuring gene expression in a sample derived from human brain, comprising:

5       contacting the microarray of claim 12, with a first collection of detectably labeled nucleic acids, said first collection of nucleic acids derived from mRNA of human brain; and then measuring the label detectably bound to each probe of  
10       said microarray.

23. A method of identifying exons in a eukaryotic genome, comprising:

15       algorithmically predicting at least one exon from genomic sequence of said eukaryote; and then detecting specific hybridization of detectably labeled nucleic acids to a single exon probe, wherein said detectably labeled nucleic acids are derived from mRNA from the brain of said eukaryote, said probe is a  
20       single exon probe having a fragment identical in sequence to, or complementary in sequence to, said predicted exon, said probe is included within a microarray according to claim 12, and said fragment is selectively hybridizable at high stringency.

25

24. A method of assigning exons to a single gene, comprising:

30       identifying a plurality of exons from genomic sequence according to the method of claim 23; and then measuring the expression of each of said exons in a plurality of tissues and/or cell types using hybridization to single exon microarrays having a probe with said exon,  
35       wherein a common pattern of expression of said exons in

said plurality of tissues and/or cell types indicates that the exons should be assigned to a single gene.

25. A nucleic acid sequence as set out in any of SEQ ID  
5 NOs: 1 - 25,434 which encodes a peptide.

26. A peptide encoded by a sequence as set out in any of  
SEQ ID Nos: 1 - 25,434.

10 27. A peptide comprising a sequence as set out in any of  
SEQ ID NOs: 25,435 - 37,811.

Page 1 of 536  
Table 4  
Single Exon Probes Expressed in Brain

Probe SEQ ID NO:	Exon SEQ ID NO:	ORF SEQ ID NO:	Expression Signal	Most Similar (Top) Hit BLAST E Value	Top Hit Accession No.	Top Hit Database Source	Top Hit Descriptor
437	13223	25868	6.47				
899	13638	26308	15.92				
1022	13782		2.15				
1279	14029	26698	10.88				
1488	14235	26921	1.22				
1488	14235	26922	1.22				
1609	14355	27044	3.19				
1633	14379	27066	6.1				
1718	14461	27160	3.31				
1743	14485	27184	1.44				
1750	14492	27182	6.78				
1884	14621	27331	1.44				
1971	14707	27425	2.14				
2182	14892	27627	2.7				
2277	16003	27743	2.91				
2576	15292	28028	1				
2578	15292	28028	1				
3181	16944	28595	2.83				
3442	16198	28848	1.42				
3605	16261	28915	12.04				
3549	16304		1				
3649	16402	29042	1.67				
3928	16678		1.03				
4173	16913	29543	1.52				
4230	16971	29595	6.4				
4248	16989	29613	0.97				
4248	16989	29614	0.97				
4303	17042		1.07				
4361	17099	29734	0.76				
4784	17516	30138	0.99				
4983	17708	30310	6.36				
4895	17718	30323	1.3				
5176	17985	30500	1.57				
5176	17985	30501	1.57				

Page 2 of 536  
Table 4  
Single Exon Probes Expressed in Brain

Probe SEQ ID NO.	Exon SEQ ID NO.	ORF SEQ ID NO.	Expression Signal	Most Similar (Top) Hit BLAST E Value	Top Hit Accession No.	Top Hit Database Source	Top Hit Descriptor
5336	18139		4.3				
5510	18308		6.14				
5593	18139		3.97				
5643	18443	31359	0.6				
5654	18449	31362	3.28				
5932	25082	31673	1.62				
5958	18740	31699	1.76				
6322	19092		1.27				
6454	19222	32220	1.1				
6454	19222	32221	1.1				
7026	19717	32774	1				
7026	19717	32775	1				
7311	19994	33071	1.76				
7311	19994	33072	1.76				
7712	20376		0.81				
7960	20655	33780	1.4				
8384	21077	34214	1.49				
8759	21451	34598	0.59				
8759	21451	34599	0.59				
9434	22112	35287	2.67				
9666	22318	35515	0.77				
9782	22493	35638	1.24				
9922	22570	35767	0.94				
10328	22975	36184	0.62				
10328	22975	36195	0.62				
10662	23277		2.53				
10749	25131	36679	1.34				
10952	23629		2.2				
11030	23701	36968	1.84				
11332	24023	37328	2.02				
11485	24086		2.47				
12313	24795		1.52				
12609	24916	31006	2.36				
5961	18743	31703	17.79	9.9E+00	AJ239028.1	NT	Homo sapiens L5S gene, partial, exons 15, 16, 17 and 18



Page 3 of 536  
Table 4

Single Exon Probes Expressed in Brain

Probe SEQ ID NO:	Exon SEQ ID NO:	ORF SEQ ID NO:	Expression Signal	Most Similar (Top) Hit BLAST E Value	Top Hit Accession No.	Top Hit Database Source	Top Hit Descriptor
7905	20600	33730	1.74	9.8E+00	U92716.1	NT	Haemophilus influenzae Rd section 31 of 163 of the complete genome
9643	22295	35489	0.44	9.8E+00	Y18930.1	NT	Sulfolobus solfataricus 281 kb genomic DNA fragment, strain P2
9643	22295	35489	0.44	9.8E+00	Y18930.1	NT	Sulfolobus solfataricus 281 kb genomic DNA fragment, strain P2
6901	19639	32684	0.73	9.6E+00	AF065630.1	NT	Gallus gallus ornithine transcarbamylase (OTC) gene, exon 1
6901	19639	32685	0.73	9.6E+00	AF065630.1	NT	Gallus gallus ornithine transcarbamylase (OTC) gene, exon 1
10321	22968	36187	1.17	9.6E+00	AF242432.1	NT	factor IiH polypeptide 2 (Gif2h2) genes, complete cds
10321	22968	36188	1.17	9.6E+00	AF242432.1	NT	Mus musculus Naip3 gene, exon 1; neuronal apoptosis inhibitory protein 1 (Naip1) and general transcription factor IiH polypeptide 2 (Gif2h2) genes, complete cds
2671	15381	28119	1	9.4E+00	L11433.1	NT	Dengue virus type 3 membrane protein (prM/M)/envelope glycoprotein (E) polyprotein mRNA, partial cds
2671	15381	28120	1	9.4E+00	L11433.1	NT	Dengue virus type 3 membrane protein (prM/M)/envelope glycoprotein (E) polyprotein mRNA, partial cds
2924	15590	28334	2.87	9.4E+00	AB043785.1	NT	Mus musculus AT3 gene for antithrombin, complete cds
7997	20992	33820	0.91	9.3E+00	AF130990.1	NT	Homo sapiens ectodysplasin-A receptor protein (EDAR) gene, exons 2, 3, and 4
8901	21592	34733	3.06	9.3E+00	P11210	SWISSPROT	IMMEDIATE-EARLY PROTEIN 1 (IE1) (IMMEDIATE-EARLY PHOSPHOPROTEIN PP89)
5214	18022	30645	2.46	9.1E+00	AF095609.1	NT	Leucliscus cephalus orientalis cytochrome b (cyt b) gene, partial cds; mitochondrial gene for mitochondrial product
6214	18022	30646	2.46	9.1E+00	AF095609.1	NT	Leucliscus cephalus orientalis cytochrome b (cyt b) gene, partial cds; mitochondrial gene for mitochondrial product
8330	21997		0.83	9.0E+00	P09241	SWISSPROT	RHODOPSIN
5945	18727	31685	5.55	8.9E+00	BE971806.1	EST_HUMAN	601651038R1 NIH_MGC_81 Homo sapiens cDNA clone IMAGE:3934592 3'
6287	18060	32041	2.28	8.7E+00	AB019788.1	NT	Cynops pyrrhogaster CpTbx3 premature mRNA, partial cds
6287	19060	32042	2.28	8.7E+00	AB019788.1	NT	Cynops pyrrhogaster CpTbx3 premature mRNA, partial cds
430	13216	25861	2.3	8.4E+00	5031804	NT	Homo sapiens insulin receptor substrate 1 (IRS1) mRNA
6355	20426	33545	3.58	8.1E+00	AJ131719.1	NT	Zea mays mRNA for legumain-like protease (see2a)
11122	23791		2	8.0E+00	P41820	SWISSPROT	BREFELDIN A RESISTANCE PROTEIN
8051	20745		0.89	7.6E+00	Z21489.1	NT	African swine fever virus NP1450L gene encoding RNA polymerase largest subunit
7246	19831		1.9	7.5E+00	AL445065.1	NT	Thermoplasma acidophilum complete genome; segment 3/5
8259	20953	34090	1.61	7.5E+00	P35441	SWISSPROT	THROMBOSPONDIN 1 PRECURSOR
8259	20953	34091	1.61	7.5E+00	P35441	SWISSPROT	THROMBOSPONDIN 1 PRECURSOR
5711	18504	31426	2.66	7.4E+00	BF700517.1	EST_HUMAN	602128878F1 NIH_MGC_56 Homo sapiens cDNA clone IMAGE:4285508 5'
8651	21343	34487	2.7	7.4E+00	P04929	SWISSPROT	HISTIDINE-RICH GLYCOPROTEIN PRECURSOR
8651	21343	34488	2.7	7.4E+00	P04929	SWISSPROT	HISTIDINE-RICH GLYCOPROTEIN PRECURSOR

Table 4

Single Exon Probes Expressed in Brain

Probe SEQ ID NO:	Exon SEQ ID NO:	ORF SEQ ID NO:	Expression Signal	Most Similar (Top) Hit BLAST E Value	Top Hit Accession No.	Top Hit Database Source	Top Hit Descriptor
2977	15743	28390	3.58	7.2E+00	L12051.1	NT	Lycopersicon esculentum Mill. GTPase (SAR2) mRNA, complete cds
2977	15743	28391	3.58	7.2E+00	L12051.1	NT	Lycopersicon esculentum Mill. GTPase (SAR2) mRNA, complete cds
6931	19667	32713	0.71	7.2E+00	BET19090.1	EST_HUMAN	RCO-HT0613-200300-031-a07 HT0613 Homo sapiens cDNA
7049	19740	32800	1.28	7.1E+00	P28186	SWISSPROT	ZINC-FINGER PROTEIN 1 (ZINC-FINGER HOMEODOMAIN PROTEIN 1)
7049	19740	32801	1.28	7.1E+00	P28186	SWISSPROT	ZINC-FINGER PROTEIN 1 (ZINC-FINGER HOMEODOMAIN PROTEIN 1)
9498	22161		8.63	7.1E+00	AL161595.2	NT	Arabidopsis thaliana DNA chromosome 4, contig fragment No. 91
11359	24047	37350	3.28	7.1E+00	P05860	SWISSPROT	HYPOTHETICAL 17.3 KDA PROTEIN IN MRDA-PHPB INTERGENIC REGION
9882	22832	35729	3.37	7.0E+00	P48610	SWISSPROT	ARGININE KINASE (AK)
11215	23878	37165	1.51	7.0E+00	O22469	SWISSPROT	WD-40 REPEAT PROTEIN MS13
8181	20875	34011	1.92	6.9E+00	P35679	SWISSPROT	60S RIBOSOMAL PROTEIN L4 (L2)
10249	22887	36107	1.38	6.8E+00	P44834	SWISSPROT	DNA MISMATCH REPAIR PROTEIN MUTS
10267	22915	36125	0.47	6.9E+00	P34228	SWISSPROT	SKT5 PROTEIN
7808	20503	33623	1.53	6.8E+00	W03412.1	EST_HUMAN	zab07a11.1 Soares melanocyte 2N16HM Homo sapiens cDNA clone IMAGE:291860 5'
7808	20503	33624	1.53	6.8E+00	W03412.1	EST_HUMAN	zab07a11.1 Soares melanocyte 2N16HM Homo sapiens cDNA clone IMAGE:291860 5'
9031	21721		1.29	6.8E+00	P36307	SWISSPROT	OUTER CAPSID PROTEIN VP4 (HEMAGGLUTININ) (OUTER LAYER PROTEIN VP4) [CONTAINS: OUTER CAPSID PROTEINS VP5 AND VP8]
10109	22757	35969	3.24	6.8E+00	Q03570	SWISSPROT	HYPOTHETICAL 157.0 KDA PROTEIN C38C10.5 IN CHROMOSOME III
5202	18010		0.72	6.6E+00	Q89028	SWISSPROT	CATECHOL-O-METHYLTRANSFERASE, SOLUBLE FORM (S-COMT)
6450	19218	32216	0.61	6.6E+00	BF672121.1	EST_HUMAN	602152573FT NIH_MGC_81 Homo sapiens cDNA clone IMAGE:4283427 5'
6974	22622	35827	2.36	6.6E+00	Q9ZE07	SWISSPROT	URIDYLATE KINASE (UK) (URIDINE MONOPHOSPHATE KINASE) (UMP KINASE)
8974	22622	35828	2.36	6.6E+00	Q9ZE07	SWISSPROT	URIDYLATE KINASE (UK) (URIDINE MONOPHOSPHATE KINASE) (UMP KINASE)
11073	23743		1.97	6.6E+00	Q10309	SWISSPROT	PROBABLE CATION-TRANSPORTING ATPASE C6C3.05C
9079	21768	34931	7	6.5E+00	P03374	SWISSPROT	ENV POLYPROTEIN [CONTAINS: COAT PROTEIN GP62; COAT PROTEIN GP36]
10203	22851	36067	0.49	6.5E+00	BE866001.1	EST_HUMAN	601878435F1 NIH_MGC_53 Homo sapiens cDNA clone IMAGE:3960989 5'
9942	22294	35488	1.55	6.2E+00	AY010901.1	NT	Schizophyllum commune unknown mRNA
10460	23106	36337	0.5	6.2E+00	6754621	NT	Mus musculus mammosidease 2, alpha B1 (Man2b1), mRNA
6936	19671	32717	1.48	6.0E+00	BE780163.1	EST_HUMAN	601468031F1 NIH_MGC_67 Homo sapiens cDNA clone IMAGE:3871303 5'
9716	22367	35655	0.46	6.0E+00	AF000008.1	NT	Pyrococcus horikoshii OT3 genomic DNA, 1166001-1485000 nt. position (617)
10411	23057	36274	0.67	6.0E+00	AE001862.1	NT	Deinococcus radiodurans R1 section 1 of 2 of the complete chromosome 2
10411	23057	36275	0.67	6.0E+00	AE001862.1	NT	Deinococcus radiodurans R1 section 1 of 2 of the complete chromosome 2
							Mus musculus mixed lineage kinase 3 (Mlk3) and two pore domain K+ channel subunit (Kcnnk6) genes, complete cds
6428	19196	32163	7.32	5.9E+00	AF155142.1	NT	Homo sapiens DESC1 protein (DESC1), mRNA
3514	16270		0.99	5.8E+00	7661557	NT	Mus musculus immunoglobulin scavenger receptor IgSR mRNA, complete cds
7061	19752	32816	0.95	5.7E+00	AF302046.1	NT	Mus musculus immunoglobulin scavenger receptor IgSR mRNA, complete cds

Page 5 of 536  
Table 4

Single Exon Probes Expressed In Brain

Probe SEQ ID NO:	Exon SEQ ID NO:	ORF SEQ ID NO:	Expression Signal	Most Similar (Top) Hit BLAST E Value	Top Hit Accession No.	Top Hit Database Source	Top Hit Descriptor
7061	19752	32817	0.95	5.7E+00	AF302046.1	NT	Mus musculus immunoglobulin scavenger receptor IgSR mRNA, complete cds
7468	20142		1.13	5.6E+00	P75080	SWISSPROT	DNA POLYMERASE III, ALPHA CHAIN POLC-TYPE (POLIII)
11466	23223	36468	2.59	5.6E+00	Q56276	SWISSPROT	LYCOPENE BETA CYCLASE
6157	18934	31901	0.69	5.5E+00	P47447	SWISSPROT	HEAT-INDUCIBLE TRANSCRIPTION REPRESSOR HIRCA
10678	23369		1.28	5.5E+00	AF175425.1	NT	Mus musculus DNA methyltransferase (Dnmt1) gene, exons 30, 31, and 32
11464	23221	36465	3.09	5.6E+00	P11990	SWISSPROT	PNEUMOLYSIN (THIOL-ACTIVATED CYTOLYSIN)
6830	19492	32514	1.14	5.4E+00	X02212.1	NT	Chicken alpha-cardiac actin gene
6830	19492	32515	1.14	5.4E+00	X02212.1	NT	Chicken alpha-cardiac actin gene
7769	20465		1.54	5.4E+00	Q91062	SWISSPROT	VITELLOGENIN PRECURSOR (VTG) [CONTAINS: LIPOVITELLIN LV-1N; LIPOVITELLIN LV-1C; LIPOVITELLIN LV-2]
8698	21390	34534	0.83	5.4E+00	P40379	SWISSPROT	REP1 PROTEIN
8698	21390	34535	0.83	5.4E+00	P40379	SWISSPROT	REP1 PROTEIN
8936	22684	35784	1.83	5.4E+00	Q17094	SWISSPROT	RHODOPSIN
8936	22684	35785	1.83	5.4E+00	Q17094	SWISSPROT	RHODOPSIN
4734	17466	30102	1.92	5.3E+00	L43126.1	NT	Bovine immunodeficiency-like virus surface envelope gene, 5' end of cds
7978	20673		3.23	5.3E+00	P54098	SWISSPROT	DNA POLYMERASE GAMMA (MITOCHONDRIAL DNA POLYMERASE CATALYTIC SUBUNIT)
8882	21573		0.49	5.3E+00	AB034990.1	NT	Homo sapiens HERPUD1 gene for stress protein Herp, complete cds
11628	24225	37548	3.2	5.3E+00	Q27805	SWISSPROT	PROBABLE ANTIBACTERIAL PEPTIDE POLYPROTEIN PRECURSOR
6377	18177		0.91	5.2E+00	BE184840.1	EST_HUMAN	QVA-HT0691-270400-186-609 HT0691 Homo sapiens cDNA
10271	22919		0.95	5.2E+00	AF248070.1	NT	Drosophila orientacea R1B retrotransposable element reverse transcriptase gene, partial cds
11150	23617		2	5.2E+00	Q10136	SWISSPROT	HYPOTHETICAL 61.1 KD PROTEIN C23E2.03C IN CHROMOSOME 1
8861	21652	34698	0.9	5.1E+00	O16006	SWISSPROT	RHODOPSIN
9725	22376	35577	1.19	5.1E+00	P09182	SWISSPROT	COLICIN N IMMUNITY PROTEIN (MICROCIN N IMMUNITY PROTEIN)
6193	18969	31944	0.72	5.0E+00	BF310443.1	EST_HUMAN	601894910F1 NIH_MGC_19 Homo sapiens cDNA clone IMAGE:4124114 5'
10094	22742		0.69	5.0E+00	BF308581.1	EST_HUMAN	601890420F1 NIH_MGC_17 Homo sapiens cDNA clone IMAGE:4131506 5'
10330	22977	36197	3.07	5.0E+00	AF162445.2	NT	Canis familiaris skeletal muscle chitinase channel CIC-1 (CLCN1) mRNA, complete cds
11260	23922	37214	8.95	5.0E+00	Z83860.1	NT	Mycobacterium tuberculosis H37Rv complete genome; segment 103/162
10132	22780		0.71	4.9E+00	U91328.1	NT	Human hereditary haemochromatosis region, histone 2A-like protein gene, hereditary haemochromatosis (HLA-H) gene, RofRet gene, and sodium phosphate transporter (NPT3) gene, complete cds
4039	16784		10.86	4.8E+00	AF185255.1	NT	Eunice australis histone H3 (H3) gene, partial cds
8054	20748	33878	0.47	4.8E+00	BF367609.1	EST_HUMAN	RC3-GN0042-100800-011-c10 GN0042 Homo sapiens cDNA
8439	21131		5.28	4.8E+00	AW750067.1	EST_HUMAN	PM0-BT0547-310100-002-b04 BT0547 Homo sapiens cDNA
283	13090	25731	1.86	4.7E+00	BF240552.1	EST_HUMAN	601875654F1 NIH_MGC_55 Homo sapiens cDNA clone IMAGE:4099716 5'

Table 4

Single Exon Probes Expressed in Brain

Probe SEQ ID NO:	Exon SEQ ID NO:	ORF SEQ ID NO:	Expression Signal	Most Similar (Top) Hit BLAST E Value	Top Hit Accession No.	Top Hit Database Source	Top Hit Descriptor
284	13090	25731	1.89	4.7E+00	BF240552.1	EST_HUMAN	601875654F1 NIH_MGC_55 Homo sapiens cDNA clone IMAGE:4089716 5'
3268	16030	28679	2.38	4.7E+00	AL163280.2	NT	Homo sapiens chromosome 21 segment HS21C080
8085	21783	34948	1.18	4.6E+00	BE646437.1	EST_HUMAN	7e89g10.x1 NCI_CGAP_CELL1 Homo sapiens cDNA clone IMAGE:3292098 3' similar to TR:O75140 O75140 KIAA0645 PROTEIN.; contains element PTR5 repetitive element;
9095	21783	34949	1.18	4.6E+00	BES46437.1	EST_HUMAN	7e89g10.x1 NCI_CGAP_CELL1 Homo sapiens cDNA clone IMAGE:3292098 3' similar to TR:O75140 O75140 KIAA0645 PROTEIN.; contains element PTR5 repetitive element;
10287	22935		0.81	4.6E+00	AF240786.1	NT	Homo sapiens glutathione S-transferase theta 2 (GSTT2) and glutathione S-transferase theta 1 (GSTT1) genes, complete cds
11054	23724		2.31	4.6E+00	D63999.1	NT	Synochocystis sp. PCC6803 complete genome, 18/27, 2267260-2392728
11605	24204	37526	2.59	4.5E+00	AE001044.1	NT	Archaeoglobus fulgidus section 63 of 172 of the complete genome
11762	24353	37685	1.78	4.5E+00	BF66894.1	EST_HUMAN	602123238F1 NIH_MGC_56 Homo sapiens cDNA clone IMAGE:4280216 5'
3035	15801	28447	0.96	4.4E+00	BF530993.1	EST_HUMAN	602072585F1 NCI_CGAP_Brn67 Homo sapiens cDNA clone IMAGE:4215284 5'
3035	15801	28448	0.98	4.4E+00	BF530993.1	EST_HUMAN	602072585F1 NCI_CGAP_Brn67 Homo sapiens cDNA clone IMAGE:4215284 5'
6109	18886		1.66	4.4E+00	X13414.1	NT	Murine I gene for MHC class III(a) associated invariant chain
6027	18807		0.68	4.3E+00	AF059679.1	NT	Homo sapiens neutrophil collagenase (CLGNA) gene, promoter region and 5'UTR
7338	20019	33097	2.03	4.3E+00	Y13402.1	NT	Plasmodium falciparum R29R+var1 gene, exon 1
7515	20186	33280	0.65	4.3E+00	AE001222.1	NT	Treponema pallidum section 38 of 87 of the complete genome
10769	23453	36696	7.64	4.3E+00	AF240786.1	NT	Homo sapiens glutathione S-transferase theta 2 (GSTT2) and glutathione S-transferase theta 1 (GSTT1) genes, complete cds
5430	18229		3.44	4.2E+00	P16444	SWISSPROT	MICROSOMAL DIPEPTIDASE PRECURSOR (MDP) (DEHYDROPEPTIDASE-I) (RENAL DIPEPTIDASE) (RDP)
5507	18305	31203	0.87	4.2E+00	P51826	SWISSPROT	LAF-4 PROTEIN (LYMPHOID NUCLEAR PROTEIN)
6674	18591	32627	2.62	4.2E+00	P13983	SWISSPROT	EXTENSIN PRECURSOR (CELL WALL HYDROXYPROLINE-RICH GLYCOPROTEIN)
6674	18591	32628	2.62	4.2E+00	P13983	SWISSPROT	EXTENSIN PRECURSOR (CELL WALL HYDROXYPROLINE-RICH GLYCOPROTEIN)
8859	21550	34697	4.68	4.2E+00	AI809013.1	EST_HUMAN	wf87g03.x1 Soares_NFL_T_GBC_S1 Homo sapiens cDNA clone IMAGE:2360692 3'
8818	22469	35672	1.06	4.2E+00	P31368	SWISSPROT	NUBBIN PROTEIN (TWIN PROTEIN) (POU DOMAIN PROTEIN 1) (PDM-1) (DPOU-19) (DOCT1)
10049	22697		0.46	4.2E+00	P40886	SWISSPROT	HEXOSE TRANSPORTER HXT8
5946	25079	31569	0.56	4.1E+00	O09185	SWISSPROT	CELLULAR TUMOR ANTIGEN P53
5946	25079	31570	0.56	4.1E+00	O09185	SWISSPROT	CELLULAR TUMOR ANTIGEN P53
7012	19704	32760	0.84	4.1E+00	BE253688.1	EST_HUMAN	601110727F1 NIH_MGC_16 Homo sapiens cDNA clone IMAGE:3351584 5'
7111	19799	32863	0.65	4.1E+00	BF247939.1	EST_HUMAN	60189930F1 NIH_MGC_58 Homo sapiens cDNA clone IMAGE:4069768 5'
7659	20229	33332	8.73	4.1E+00	O23810	SWISSPROT	Y11 PROTEIN PRECURSOR
7681	20345		0.62	4.1E+00	AB041523.1	NT	Patinopecten yessoensis mRNA for calcineurin A, complete cds
7683	20347	33459	4.32	4.1E+00	P28964	SWISSPROT	GENE 68 PROTEIN

Page 7 of 536  
Table 4

Single Exon Probes Expressed in Brain

Probe SEQ ID NO:	Exon SEQ ID NO:	ORF SEQ ID NO:	Expression Signal	Most Similar (Top) Hit BLAST E Value	Top Hit Accession No.	Top Hit Database Source	Top Hit Descriptor
7683	20347	33480	4.32	4.1E+00	P28964	SWISSPROT	GENE 68 PROTEIN
7817	20512	33638	2.63	4.1E+00	U57503.1	NT	Pan troglodytes novel repetitive solo LTR element in the RNU2 locus
9440	22118	35295	0.67	4.1E+00	P11263	SWISSPROT	50S RIBOSOMAL PROTEIN L4
9571	22224	35409	2.46	4.1E+00	BF692425.1	EST_HUMAN	602247638F1 NIH_MGC_62 Homo sapiens cDNA clone IMAGE:4333209 5'
10205	22853		0.48	4.1E+00	P46414	SWISSPROT	CYCLIN-DEPENDENT KINASE INHIBITOR 1B (CYCLIN-DEPENDENT KINASE INHIBITOR P27) (P27KIP1)
10800	23483		3.06	4.1E+00	P09716	SWISSPROT	HYPOTHETICAL PROTEIN HVLF1
10692	23572		11.69	4.1E+00	BE885880.1	EST_HUMAN	601507510F1 NIH_MGC_71 Homo sapiens cDNA clone IMAGE:3908051 5'
3633	16289		0.95	4.0E+00	P36229	SWISSPROT	GLC7-INTERACTING PROTEIN 1
5372	19500	32524	0.77	4.0E+00	O62653	SWISSPROT	SUCRASE-ISOMALTASE, INTESTINAL [CONTAINS: SUCRASE; ISOMALTASE]
5372	19500	32625	0.77	4.0E+00	O62653	SWISSPROT	SUCRASE-ISOMALTASE, INTESTINAL [CONTAINS: SUCRASE; ISOMALTASE]
6838	19500	32524	0.76	4.0E+00	O62653	SWISSPROT	SUCRASE-ISOMALTASE, INTESTINAL [CONTAINS: SUCRASE; ISOMALTASE]
6838	19500	32525	0.76	4.0E+00	O62653	SWISSPROT	SUCRASE-ISOMALTASE, INTESTINAL [CONTAINS: SUCRASE; ISOMALTASE]
7089	19778	32843	1.44	4.0E+00	O33010	SWISSPROT	CELL DIVISION PROTEIN FTSY HOMOLOG
8772	21464	34611	0.45	4.0E+00	Q14157	SWISSPROT	HYPOTHETICAL PROTEIN KIAA0144
8843	22484	35695	0.44	4.0E+00	O61309	SWISSPROT	NITRIC-OXIDE SYNTHASE (NOS, TYPE I) (NEURONAL NOS) (N-NOS) (NNOS)
10065	22713	35931	0.63	4.0E+00	AE002132.1	NT	Ureaplasma urealyticum section 33 of 59 of the complete genome
11453	23220	36454	1.53	4.0E+00	P14546	SWISSPROT	CYTOCHROME C OXIDASE POLYPEPTIDE III
11537	24137	37444	2.27	4.0E+00	P07564	SWISSPROT	GENOME POLYPROTEIN [CONTAINS: CAPSID PROTEIN C (CORE PROTEIN); MATRIX PROTEIN (ENVELOPE GLYCOPROTEIN M); MAJOR ENVELOPE PROTEIN E; NONSTRUCTURAL PROTEINS NS1, NS2A, NS2B, NS2C, NS4A AND NS4B; HELICASE (NS3); RNA-DIRECTED RNA POLYMERASE (NS5)]
11537	24137	37445	2.27	4.0E+00	P07564	SWISSPROT	GENOME POLYPROTEIN [CONTAINS: CAPSID PROTEIN C (CORE PROTEIN); MATRIX PROTEIN (ENVELOPE GLYCOPROTEIN M); MAJOR ENVELOPE PROTEIN E; NONSTRUCTURAL PROTEINS NS1, NS2A, NS2B, NS4A AND NS4B; HELICASE (NS3); RNA-DIRECTED RNA POLYMERASE (NS5)]
3494	16260	28904	4.61	3.9E+00	X64518.1	NT	N. tabacum chitinase gene 50 for class I chitinase C
4287	17026		8.24	3.9E+00	AF055466.1	NT	Mus musculus seminal vesicle secretory protein 99 (MSVSP99) gene, promoter region
5672	18369	31278	2.91	3.9E+00	BE814357.1	EST_HUMAN	MIR0-BN0070-300500-028-h05 BN0070 Homo sapiens cDNA
5672	18369	31280	2.91	3.9E+00	BE814357.1	EST_HUMAN	MIR0-BN0070-300500-028-h05 BN0070 Homo sapiens cDNA
6591	19354	32367	0.55	3.9E+00	U01328.1	NT	Human hereditary haemochromatosis region, histone 2A-like protein gene, hereditary haemochromatosis (HLA-H) gene, RoRet gene, and sodium phosphate transporter (NPT3) gene, complete cds
6774	19518	32546	4.62	3.8E+00	P39299	SWISSPROT	HYPOTHETICAL TRANSCRIPTIONAL REGULATOR IN AIDB-RPSF INTERGENIC REGION

Page 8 of 536  
Table 4

Single Exon Probes Expressed in Brain

Probe SEQ ID NO:	Exon SEQ ID NO:	ORF SEQ ID NO:	Expression Signal	Most Similar (Top) Hit BLAST E Value	Top Hit Accession No.	Top Hit Database Source	Top Hit Descriptor
7262	19946	33022	4.3	3.9E+00	M23907.1	NT	Human MHC class II lymphocyte antigen (DPw4-beta-1) gene, exon 2
8216	20910	34048	1.86	3.8E+00	X65866.1	NT	X.laevis mRNA for M4 muscarinic receptor
11365	23176	36403	3.3	3.9E+00	Y18000.1	NT	Homo sapiens NF2 gene
2635	16347		0.9	3.8E+00	AE001562.1	NT	Helicobacter pylori, strain J99 section 123 of 132 of the complete genome
6297	19070	32054	0.96	3.8E+00	Q57630	SWISSPROT	HYPOTHETICAL PROTEIN M.J0385
6673	19590	32626	0.66	3.8E+00	AI493849.1	EST_HUMAN	qz51f07.x1 NCI CGAP Kid11 Homo sapiens cDNA clone IMAGE:2030437 3'
8331	21024	34161	1.1	3.8E+00	D44725.1	EST_HUMAN	HUMSUPY135 Human brain cDNA Homo sapiens cDNA clone 148
9694	22345		0.62	3.8E+00	AJ390961.1	NT	Streptococcus oralis partial xpt gene for xanthine phosphoribosyltransferase, strain NCTC7864
4001	16748	29379	12.29	3.7E+00	AL161639.2	NT	Arabidopsis thaliana DNA chromosome 4, contig fragment No. 39
7068	19757		1.03	3.7E+00	AL445065.1	NT	Thermoplasma acidophilum complete genome; segment 3/5
8609	21301		0.55	3.7E+00	4503950	NT	Homo sapiens glucokinase (hexokinase 4, maturity onset diabetes of the young 2) (GOK), nuclear gene encoding mitochondrial protein, mRNA
9078	21765	34928	0.7	3.7E+00	U43541.1	NT	Mus musculus laminin beta 2 gene, exons 17-33, and complete cds
11408	24057	37363	2.23	3.7E+00	BF689279.1	EST_HUMAN	602120551F1 NIH_MGC 56 Homo sapiens cDNA clone IMAGE:4277748 5'
11408	24057	37364	2.23	3.7E+00	BF689279.1	EST_HUMAN	602120551F1 NIH_MGC 56 Homo sapiens cDNA clone IMAGE:4277748 5'
579	13359	25986	5.19	3.6E+00	AV761055.1	EST_HUMAN	AV761055 MDS Homo sapiens cDNA clone MDSBUE10 5'
4745	17477		1.08	3.6E+00	AL161472.2	NT	Arabidopsis thaliana DNA chromosome 4, contig fragment No. 2
5174	17983	30498	0.74	3.6E+00	BF316316.1	EST_HUMAN	601901866F1 NIH_MGC_19 Homo sapiens cDNA clone IMAGE:4131016 5'
8450	21142	34280	0.95	3.6E+00	D12367.1	EST_HUMAN	HUM000TB08 Liver HepG2 cell line. Homo sapiens cDNA clone t808
8450	21142	34281	0.95	3.6E+00	D12367.1	EST_HUMAN	HUM000TB08 Liver HepG2 cell line. Homo sapiens cDNA clone t808
8543	21235	34378	3.83	3.6E+00	AE004447.1	NT	Pseudomonas aeruginosa PA01, section 8 of 529 of the complete genome
8543	21235	34379	3.83	3.6E+00	AE004447.1	NT	Pseudomonas aeruginosa PA01, section 8 of 529 of the complete genome
10759	23444		4.07	3.6E+00	M98795.1	NT	complete cds
3241	16003	28652	1.1	3.5E+00	AF221538.1	NT	Cryptosporidium felis heat shock protein 70 (HSP70) gene, partial cds
5911	18695		1.17	3.5E+00	L42893.1	NT	Borrelia burgdorferi (strain 25015) outer surface protein (ospC) gene, partial cds
6118	18896	31864	1.18	3.5E+00	R19745.1	EST_HUMAN	yg40c08.t1 Soares infant brain 1N1B Homo sapiens cDNA clone IMAGE:34940 5'
8383	21076		0.96	3.5E+00	P24657	SWISSPROT	THROMBOXANE-A SYNTHASE (TXA SYNTHASE) (TXS)
8930	21621	34763	1.02	3.5E+00	AA190998.1	EST_HUMAN	zp86b04.s1 Stratagene HeLa cell s3 937216 Homo sapiens cDNA clone IMAGE:627055 3' similar to contains Alu repetitive element; contains element MSR1 repetitive element;
8930	21621	34764	1.02	3.5E+00	AA190998.1	EST_HUMAN	zp86b04.s1 Stratagene HeLa cell s3 937216 Homo sapiens cDNA clone IMAGE:627055 3' similar to contains Alu repetitive element; contains element MSR1 repetitive element;
9393	22055	35227	0.96	3.5E+00	AL161553.2	NT	Arabidopsis thaliana DNA chromosome 4, contig fragment No. 53

Page 9 of 536  
Table 4  
Single Exon Probes Expressed in Brain

Probe SEQ ID NO:	Exon SEQ ID NO:	ORF SEQ ID NO:	Expression Signal	Most Similar (Top) Hit BLAST E Value	Top Hit Accession No.	Top Hit Database Source	Top Hit Descriptor
10417	23063	36283	0.46	3.5E+00	AJ133723.1	NT	Bos taurus mRNA for Ran-binding protein 2, partial
1501	14247	26933	2.64	3.4E+00	AF254577.1	NT	Brassica napus RPB5d mRNA, complete cds
7261	18945	33021	2.64	3.4E+00	P04052	SWISSPROT	DNA-DIRECTED RNA POLYMERASE II LARGEST SUBUNIT
7601	20267	33374	0.69	3.4E+00	P04052	SWISSPROT	DNA-DIRECTED RNA POLYMERASE II LARGEST SUBUNIT
8577	21269		0.7	3.4E+00	U65406.1	NT	Human alternatively spliced potassium channels ROM-K1, ROM-K2, ROM-K3, ROM-K4, ROM-K5, and ROM-K6 (KCNJ1) gene, complete cds
8972	21662	34813	0.67	3.4E+00	AJ229042.1	NT	Homo sapiens 959 kb contig between AML1 and CBR1 on chromosome 21q22, segment 2/3
8010	21700	34850	0.54	3.4E+00	AJ250567.1	NT	Homo sapiens partial TM4SF2 gene for tetraspanin protein, exon 6
10164	22812	36030	2.97	3.4E+00	AF013167.1	NT	Saccharomyces cerevisiae MSS1 gene, complete cds
11519	24119	37429	1.89	3.4E+00	L77570.1	NT	Homo sapiens DiGeorge syndrome critical region, centromeric end
5677	18759	31722	1.57	3.3E+00	Q09669	SWISSPROT	PUTATIVE IRON ALCOHOL DEHYDROGENASE
5977	18759	31723	1.57	3.3E+00	Q09669	SWISSPROT	PUTATIVE IRON ALCOHOL DEHYDROGENASE
7794	20489	33611	0.79	3.3E+00	AF111188.2	NT	Homo sapiens serine palmitoyl transferase, subunit II gene, complete cds; and unknown genes
10361	23008	36223	0.9	3.3E+00	AP001511.1	NT	Bacillus halodurans genomic DNA, section 5/14
10361	23008	36224	0.9	3.3E+00	AP001511.1	NT	Bacillus halodurans genomic DNA, section 5/14
488	13273	25908	1.64	3.2E+00	X96422.1	NT	D. rerio zp-50 POU gene
4004	13273	25908	0.9	3.2E+00	X96422.1	NT	D. rerio zp-50 POU gene
4679	17413	30048	1.06	3.2E+00	4502404	NT	Homo sapiens carcinoembryonic antigen-related cell adhesion molecule 1 (biliary glycoprotein) (CEACAM1), mRNA
5481	18280	31176	1.06	3.2E+00	P54924	SWISSPROT	SQUALENE-HOPENE CYCLASE
5481	18280	31177	1.06	3.2E+00	P54924	SWISSPROT	SQUALENE-HOPENE CYCLASE
5515	18313	31214	2.7	3.2E+00	P12783	SWISSPROT	PHOSPHOGLYCERATE KINASE, CYTOSOLIC
5515	18313	31215	2.7	3.2E+00	P12783	SWISSPROT	PHOSPHOGLYCERATE KINASE, CYTOSOLIC
6214	18988	31864	1.78	3.2E+00	P18931	SWISSPROT	NADH-UBIQUINONE OXIDOREDUCTASE CHAIN 4
6214	18988	31965	1.78	3.2E+00	P18931	SWISSPROT	NADH-UBIQUINONE OXIDOREDUCTASE CHAIN 4
7605	20176	33270	0.7	3.2E+00	P04275	SWISSPROT	VON WILLEBRAND FACTOR PRECURSOR (VWF)
7672	20336	33448	2.65	3.2E+00	Y13655.1	NT	Chlamydomonas reinhardtii chloroplast DNA for rps9, ycf4, ycf3, rps18 genes
7672	20336	33449	2.65	3.2E+00	Y13655.1	NT	Chlamydomonas reinhardtii chloroplast DNA for rps9, ycf4, ycf3, rps18 genes
8928	21619	35283	4.51	3.2E+00	P13061	SWISSPROT	PERIPLASMIC [NIFE] HYDROGENASE SMALL SUBUNIT (NIFE HYDROGENLYASE SMALL CHAIN)
9430	22108	35283	0.87	3.2E+00	M36383.1	NT	S. cerevisiae threonine deaminase (LDV1) gene, complete cds
10041	22689	36907	2.03	3.2E+00	AB016081.2	NT	Oryzias latipes OIGC8 gene for guanylyl cyclase C, complete cds
11948	24500	31505	2.46	3.2E+00	L33836.1	NT	Sus scrofa choline acetyltransferase gene, promoter region
5785	18576	31505	2.46	3.1E+00	Q10135	SWISSPROT	HYPOTHETICAL 142.5 KD PROTEIN C23E2.02 IN CHROMOSOME 1
7287	19970	33047	0.93	3.1E+00	P62178	SWISSPROT	TRIOSE PHOSPHATE PHOSPHATE TRANSLOCATOR, NON-GREEN PLASTID PRECURSOR (CTPT)

Page 10 of 536  
Table 4  
Single Exon Probes Expressed in Brain

Probe SEQ ID NO:	Exon SEQ ID NO:	ORF SEQ ID NO:	Expression Signal	Most Similar (Top) Hit BLAST E Value	Top Hit Accession No.	Top Hit Database Source	Top Hit Descriptor
7627	20283		0.94	3.1E+00	AF303225.1	NT	Bacillus alcephillus peccata lyase (pelE) gene, complete cds
7986	20881	33807	0.48	3.1E+00	P40985	SWISSPROT	PROBABLE UBIQUITIN-PROTEIN LIGASE HUL-4
8500	21192	84333	4.36	3.1E+00	P49894	SWISSPROT	TYPE I IODOTHYRONINE DEIODINASE (TYPE-1 5'DEIODINASE) (DIOI) (TYPE 1 DI) (5DI)
8500	21192	34334	4.36	3.1E+00	P49894	SWISSPROT	TYPE I IODOTHYRONINE DEIODINASE (TYPE-1 6'DEIODINASE) (DIOI) (TYPE 1 DI) (5DI)
9168	21889		3.85	3.1E+00	Q14957	SWISSPROT	GLUTAMATE (NMDA) RECEPTOR SUBUNIT EPSILON 3 PRECURSOR (N-METHYL D-ASPARTATE RECEPTOR SUBTYPE 2C) (NR2C) (NMDAR2C)
9766	22447	35652	0.59	3.1E+00	7524759	NT	Chlorella vulgaris chloroplast, complete genome
9888	22538		0.63	3.1E+00	Q10125	SWISSPROT	HYPOTHETICAL 56.3 KD PROTEIN F52C9.5 IN CHROMOSOME III
10234	22882	36095	5.52	3.1E+00	P49365	SWISSPROT	DEOXYHYPUISINE SYNTHASE (DHS)
11440	23207		2.66	3.1E+00	P33515	SWISSPROT	GENOME POLYPROTEIN [CONTAINS: CAPSID PROTEIN C (CORE PROTEIN); MATRIX PROTEIN (ENVELOPE PROTEIN M); MAJOR ENVELOPE PROTEIN E; NONSTRUCTURAL PROTEINS NS1, NS2A, NS2B, NS4A AND NS4B; HELICASE (NS3); RNA-DIRECTED RNA POLYMERASE (NS5)]
11463	24066		3.28	3.1E+00	S56660.1	NT	retinolic acid nuclear receptor isoform beta 2 [mice, embryonal carcinoma cell line, PCCT-MZ1, mRNA, 2971 nt]
2842	15810	28259	1.09	3.0E+00	8923994	NT	Hemo sapiens hypothetical protein PRO989 (PRO989), mRNA
6264	18060	30689	1.32	3.0E+00	X53098.1	NT	S.aureus genes encoding Sau96I DNA methyltransferase and Sau96I restriction endonuclease
6461	19228	32228	0.83	3.0E+00	X56037.1	NT	Corynebacterium glutamicum thrC gene for threonine synthase (EC 4.2.99.2)
6461	19228	32229	0.83	3.0E+00	X56037.1	NT	Corynebacterium glutamicum thrC gene for threonine synthase (EC 4.2.99.2)
7056	19746		9.09	3.0E+00	P18406	SWISSPROT	CYR61 PROTEIN PRECURSOR (SCH61)
7096	19765		0.6	3.0E+00	Q13201	SWISSPROT	ENDOTHELIAL CELL MULTIMERIN PRECURSOR
8805	21497		1.2	3.0E+00	X67838.1	NT	B.napus DNA for myosinase
10192	22840	36055	0.62	3.0E+00	Q58905	SWISSPROT	S-ADENOSYLMETHIONINE SYNTHETASE (METHIONINE ADENOSYLTRANSFERASE) (ADOMET SYNTHETASE)
10644	23240	36474	1.57	3.0E+00	Q16181	SWISSPROT	GDC10 PROTEIN HOMOLOG
10931	23611	36860	6.44	3.0E+00	P51842	SWISSPROT	RETINAL GUANYLYL CYCLASE 2 PRECURSOR (GUANYLATE CYCLASE 2F, RETINAL) (RETGC-2) (ROD OUTER SEGMENT MEMBRANE GUANYLATE CYCLASE 2) (ROS-GC2) (GUANYLATE CYCLASE F) (GC-F)
10931	23611	36861	6.44	3.0E+00	P51842	SWISSPROT	RETINAL GUANYLYL CYCLASE 2 PRECURSOR (GUANYLATE CYCLASE 2F, RETINAL) (RETGC-2) (ROD OUTER SEGMENT MEMBRANE GUANYLATE CYCLASE 2) (ROS-GC2) (GUANYLATE CYCLASE F) (GC-F)
11578	24177	37482	2.72	3.0E+00	P34194	SWISSPROT	NADH-UBIQUINONE OXIDOREDUCTASE CHAIN 4
2004	14740	27464	2.28	2.9E+00	AE002225.2	NT	Chlamydomonas reinhardtii gene for P-protein of the glycine cleavage system
6809	19470	32493	1.74	2.9E+00	Z36879.1	NT	F.pringii gdcSP gene for P-protein of the glycine cleavage system
7110	19788	32861	5.21	2.9E+00	D14514	SWISSPROT	BRAIN-SPECIFIC ANGIOGENESIS INHIBITOR 1 PRECURSOR



Single Exon Probes Expressed in Brain

Probe SEQ ID NO:	Exon SEQ ID NO:	ORF SEQ ID NO:	Expression Signal	Most Similar (Top) Hit BLAST E Value	Top Hit Accession No.	Top Hit Database Source	Top Hit Descriptor
7110	19788	32862	5.21	2.9E+00	O14514	SWISSPROT	BRAIN-SPECIFIC ANGIOGENESIS INHIBITOR 1 PRECURSOR
7356	20037	33115	6.84	2.9E+00	P46589	SWISSPROT	ADHERENCE FACTOR (ADHESION AND AGGREGATION MEDIATING SURFACE ANTIGEN)
7787	20463	33587	0.67	2.9E+00	P05844	SWISSPROT	STRUCTURAL POLYPROTEIN [CONTAINS: MAJOR STRUCTURAL PROTEIN VP2; MINOR STRUCTURAL PROTEIN VP3]
7787	20463	33587	0.67	2.9E+00	P05844	SWISSPROT	NONSTRUCTURAL POLYPROTEIN [CONTAINS: MAJOR STRUCTURAL PROTEIN VP2; MINOR STRUCTURAL PROTEIN VP3]
7895	20691	33819	1.03	2.9E+00	BF344171.1	EST_HUMAN	NONSTRUCTURAL PROTEIN VP4; MINOR STRUCTURAL PROTEIN VP3
1440	14187	26872	4.4	2.8E+00	AF186398.1	NT	602017413F1 NCI_CGAP_Bm64 Homo sapiens cDNA clone IMAGE:4163059 5'
1629	14376		2.74	2.8E+00	AL161552.2	NT	Buxus harlandii maturase K (mafk) gene, partial cds; chloroplast gene for chloroplast product
7207	19892	32968	5.72	2.8E+00	8993724	NT	Arabidopsis thaliana DNA chromosome 4, contig fragment No. 52
9513	22168		0.54	2.8E+00	BE565182.1	EST_HUMAN	Mus musculus endomucin (LOC63423), mRNA
10588	19892	32968	1.32	2.8E+00	8393724	NT	601342759F1 NIH_MGC_53 Homo sapiens cDNA clone IMAGE:3884807 5'
224	13038	25672	13.51	2.7E+00	8678306	NT	Mus musculus per-hexamer repeat gene 3 (Phxr3), mRNA
224	13038	25673	13.51	2.7E+00	8678306	NT	Mus musculus per-hexamer repeat gene 3 (Phxr3), mRNA
5484	18263	31154	1.17	2.7E+00	L14005.1	NT	Homo sapiens apoA polymorphism Kringle IV gene, exons 1 and 2
8045	20739		0.6	2.7E+00	U15947.1	NT	Ipomoea purpurea chalcone synthase (CHS) gene including complete 5'UTR and complete cds
8887	21658		1.83	2.7E+00	AL116469.1	NT	Botrytis cinerea strain T4 cDNA library under conditions of nitrogen deprivation
9332	20403	33619	0.73	2.7E+00	AW088191.1	EST_HUMAN	xc88e12.x1 NCI_CGAP_Brn35 Homo sapiens cDNA clone IMAGE:2591374 3' similar to gb:M17733
10397	23043		1.75	2.7E+00	BE063527.1	EST_HUMAN	THYMOSIN BETA-4 (HUMAN);
4628	17361	29994	5.15	2.6E+00	AF068749.1	NT	CMO-BT0281-031199-087-h04 BT0281 Homo sapiens cDNA
5460	18269	31149	1.68	2.6E+00	8755601	NT	Mus musculus sphingosine kinase (SPHK1b) mRNA, complete cds
5460	18259	31150	1.68	2.6E+00	8755601	NT	Mus musculus SRY-box containing gene 13 (Sox13), mRNA
5736	18528		0.59	2.6E+00	Y17082.1	NT	Mus musculus SRY-box containing gene 13 (Sox13), mRNA
7454	26424		0.82	2.6E+00	AJ224639.1	NT	Mycobacterium fortuitum furA II gene
7600	20266		6.04	2.6E+00	AF235562.1	NT	Homo sapiens Surf-5 and Surf-6 genes
7958	20953	33778	1.13	2.6E+00	AJ132180.1	NT	Mus musculus SH2-containing inositol 5-phosphatase (Shlp) gene, exons 16 through 27, and complete cds
7958	20963	33777	1.13	2.6E+00	AJ132180.1	NT	faba bean necrotic yellow virus C2-Eg gene, isolate Egyptian EV1-83
9557	22210	35395	2.83	2.6E+00	AL161540.2	NT	faba bean necrotic yellow virus C2-Eg gene, isolate Egyptian EV1-83
10253	22901		1.67	2.6E+00	9055193	NT	Arabidopsis thaliana DNA chromosome 4, contig fragment No. 40
10953	23630	36878	1.32	2.6E+00	AF143875.1	NT	Mus musculus cleavage and polyadenylation specificity factor 3 (Cpsf3), mRNA
12560	25304		3.17	2.6E+00	11419220	NT	Hantavirus Z10 segment M G1/G2 glycoprotein (Z10) gene, complete cds
1448	14195	26878	3.73	2.5E+00	AJ271844.1	NT	Homo sapiens ATP-binding cassette, sub-family B (MDR/TAP), member 4 (ABCB4), mRNA
						NT	Aspergillus nidulans recQ gene for DNA helicase, exons 1-4

Single Exon Probes Expressed in Brain

Probe SEQ ID NO:	Exon SEQ ID NO:	ORF SEQ ID NO:	Expression Signal	Most Similar (Top) Hit BLAST E Value	Top Hit Accession No.	Top Hit Database Source	Top Hit Descriptor
1448	14195	26879	3.73	2.5E+00	AJ271844.1	NT	Aspergillus nidulans recQ gene for DNA helicase, exons 1-4
5723	18515	31434	2.22	2.5E+00	P13485	SWISSPROT	TEICHOIC ACID BIOSYNTHESIS PROTEIN F
5723	18515	31435	2.22	2.5E+00	P13485	SWISSPROT	TEICHOIC ACID BIOSYNTHESIS PROTEIN F
6367	18515	31484	1.63	2.5E+00	P13485	SWISSPROT	TEICHOIC ACID BIOSYNTHESIS PROTEIN F
6367	18515	31495	1.63	2.5E+00	P13485	SWISSPROT	TEICHOIC ACID BIOSYNTHESIS PROTEIN F
6630	19392	32406	0.64	2.5E+00	D30052.1	NT	Vibrio cholerae ctxA gene and ctxB gene for cholera toxins, complete cds
7659	20323	33431	0.99	2.5E+00	AW949158.1	EST_HUMAN	QV4-F10005-110500-205-g07 FT0005 Homo sapiens cDNA
7700	20363	33477	0.58	2.5E+00	4502902	NT	Homo sapiens clathrin, heavy polypeptide-like 1, (CL.TCL1) mRNA
9001	21691	34841	1.53	2.5E+00	D50307.1	NT	Rice DNA for aldolase C-1, complete cds
9752	22403	35608	0.87	2.5E+00	BE297758.1	EST_HUMAN	60117579F1 NIH_MGC_17 Homo sapiens cDNA clone IMAGE:3531090 5'
11528	24128		1.34	2.5E+00	P40170	SWISSPROT	DNAJ PROTEIN
11943	24498		3.08	2.5E+00	AF289665.1	NT	Mus musculus EIF4H gene, partial cds; LIMK1 gene, complete cds; and ELN gene, partial cds
3012	15778	28428	1.73	2.4E+00	M24282.1	NT	Chicken alpha-3 collagen type VI mRNA, 3' end
4849	17578	30203	6.09	2.4E+00	4503352	NT	Homo sapiens double C2-like domains, alpha (DOC2A) mRNA
5920	18705	31657	4.16	2.4E+00	P02843	SWISSPROT	VITELLOGENIN I PRECURSOR (YOLK PROTEIN 1)
7280	19954	33040	0.78	2.4E+00	BF667502.1	EST_HUMAN	602120856F1 NIH_MGC_56 Homo sapiens cDNA clone IMAGE:4278012 5'
7280	19984	33041	0.78	2.4E+00	BF667502.1	EST_HUMAN	602120856F1 NIH_MGC_56 Homo sapiens cDNA clone IMAGE:4278012 5'
8039	20734	33865	2.4	2.4E+00	P26942	SWISSPROT	CD27L RECEPTOR PRECURSOR (T-CELL ACTIVATION ANTIGEN CD27) (T14)
8039	20734	33866	2.4	2.4E+00	P26942	SWISSPROT	CD27L RECEPTOR PRECURSOR (T-CELL ACTIVATION ANTIGEN CD27) (T14)
8110	20804		2.63	2.4E+00	AE001495.1	NT	Helicobacter pylori, strain J99 section 47 of 132 of the complete genome
8549	21241		1.61	2.4E+00	AW875126.1	EST_HUMAN	RC2-PT0004-031289-011-d05 PT0004 Homo sapiens cDNA
8727	21419	34563	7.36	2.4E+00	P24091	SWISSPROT	ENDOCHITININASE B PRECURSOR (CHN-B)
9938	22596	35788	2.66	2.4E+00	P13673	SWISSPROT	SKIN GRANULE PROTEIN PRECURSOR
9938	22596	35789	2.58	2.4E+00	P13673	SWISSPROT	SKIN GRANULE PROTEIN PRECURSOR
10007	22655	35868	1.86	2.4E+00	X92511.1	NT	H. sapiens CTGF gene and promoter region
10143	22791		6.55	2.4E+00	P09099	SWISSPROT	XYLULOSE KINASE (XYLUKINASE)
10220	22868	36079	1.62	2.4E+00	BE328702.1	EST_HUMAN	hr63705.x1 NCI_CGAP_Kid11 Homo sapiens cDNA clone IMAGE:3133187 3'
10220	22868	36080	1.62	2.4E+00	BE328702.1	EST_HUMAN	hr63706.x1 NCI_CGAP_Kid11 Homo sapiens cDNA clone IMAGE:3133187 3'
10490	23136	36384	0.87	2.4E+00	Q51481	SWISSPROT	DENITRIFICATION REGULATORY PROTEIN NIRQ
11331	24022	37327	2.16	2.4E+00	AF158652.2	NT	Fragaria x ananassa cytosolic ascorbate peroxidase (ApxSC) gene, ApxSC-c allele, complete cds
1231	13980	26660	13.6	2.3E+00	Z46724.1	NT	G. domesticus artificial single chain antibody gene (L3)
4102	18845		1.35	2.3E+00	AJ401081.1	NT	Bos taurus partial cytb gene for cytochrome b

Page 13 of 536  
Table 4  
Single Exon Probes Expressed in Brain

Probe SEQ ID NO:	Exon SEQ ID NO:	ORF SEQ ID NO:	Expression Signal	Most Similar (Top) Hit BLAST E Value	Top Hit Accession No.	Top Hit Database Source	Top Hit Descriptor
5744	18536		0.95	2.3E+00	N86245.1	EST_HUMAN	J7340F Human fetal heart, Lambda ZAP Express Homo sapiens cDNA clone J7340 5' similar to PROLYLCARBOXYPEPTIDASE
7354	20035	33113	2.47	2.3E+00	6978654	NT	Rattus norvegicus ATPase, Ca++ transporting, ubiquitous (Atp2a3), mRNA
7495	25425		3.07	2.3E+00	P07199	SWISSPROT	MAJOR CENTROMERE AUTOANTIGEN B (CENTROMERE PROTEIN B) (CENP-B)
7679	20343	33455	1.01	2.3E+00	X60265.1	NT	M.mazai dnaK and dnaJ genes homologues coding for DnaK and DnaJ
9008	21688	34849	0.64	2.3E+00	5935317	NT	Polyteius ornatinimilis mitochondrion, complete genome
9068	21757	34919	1.8	2.3E+00	Q11127	SWISSPROT	ALPHA-(1,3)-FUCOSYLTRANSFERASE (GALACTOSIDE 3-L-FUCOSYLTRANSFERASE)
10704	23395	36632	3.83	2.3E+00	Q07076	SWISSPROT	ANNEXIN VII (SYNEXIN)
11782	24373	37703	3.03	2.3E+00	BF541987.1	EST_HUMAN	602069121F1 NIH_MGC_68 Homo sapiens cDNA clone IMAGE:4068173 5'
11782	24373	37704	3.03	2.3E+00	BF541987.1	EST_HUMAN	602069121F1 NIH_MGC_58 Homo sapiens cDNA clone IMAGE:4068173 5'
12157	24842	31089	6.84	2.3E+00	BE895237.1	EST_HUMAN	601433673F1 NIH_MGC_72 Homo sapiens cDNA clone IMAGE:39186843 5'
3998	16746	28378	0.85	2.2E+00	AF020528.1	NT	Magnaporthe grisea Class IV chitin synthase (chs4) gene, complete cds
4278	17017	28644	5.01	2.2E+00	D67071.1	NT	Rat gene for regucalcin, exon1 (non-coding exon)
4278	17017	29645	5.01	2.2E+00	D67071.1	NT	Rat gene for regucalcin, exon1 (non-coding exon)
6258	18064	30892	12.73	2.2E+00	O88307	SWISSPROT	SORTILIN-RELATED RECEPTOR PRECURSOR (SORTING PROTEIN-RELATED RECEPTOR CONTAINING LDLR CLASS A REPEATS) (MSORLA) (SORLA-1) (LOW-DENSITY LIPOPROTEIN RECEPTOR RELATIVE WITH 11 LIGAND-BINDING REPEATS) (LDLR RELATIVE WITH 11 LIGAND-BINDING REPEATS) (LR11) (>)
5258	18064	30893	12.73	2.2E+00	O88307	SWISSPROT	SORTILIN-RELATED RECEPTOR PRECURSOR (SORTING PROTEIN-RELATED RECEPTOR CONTAINING LDLR CLASS A REPEATS) (MSORLA) (SORLA-1) (LOW-DENSITY LIPOPROTEIN RECEPTOR RELATIVE WITH 11 LIGAND-BINDING REPEATS) (LDLR RELATIVE WITH 11 LIGAND-BINDING REPEATS) (LR11) (>)
5763	18554	31478	1.03	2.2E+00	BE927220.1	EST_HUMAN	RC3-CT0254-300800-022-e06 CT0254 Homo sapiens cDNA
5763	18554	31479	1.03	2.2E+00	BE927220.1	EST_HUMAN	RC3-CT0254-300800-022-e06 CT0254 Homo sapiens cDNA
5971	18753	31714	9.84	2.2E+00	BE250383.1	EST_HUMAN	600943401T1 NIH_MGC_17 Homo sapiens cDNA clone IMAGE:2959777 3'
6281	19035	32010	3.87	2.2E+00	Q00335	SWISSPROT	MINOR VIRION STRUCTURAL PROTEIN MU-2
6502	19287	32268	3.16	2.2E+00	P51459	SWISSPROT	INSULIN-LIKE GROWTH FACTOR II PRECURSOR (IGF-II) (SOMATOMEDIN A)
6861	17938		3.94	2.2E+00	AA694674.1	EST_HUMAN	in95b02.st NCI_CGAP_Co10 Homo sapiens cDNA clone IMAGE:1058379 3'
7217	19902	32975	0.9	2.2E+00	AA137027.1	EST_HUMAN	zn9704.11 Stratiogene fetal retina 937202 Homo sapiens cDNA clone IMAGE:668143 5'
7607	20178	33272	19.2	2.2E+00	AA449012.1	EST_HUMAN	zn05g10.r1 Soares_tadai_fetus_Nb2HF8_9w Homo sapiens cDNA clone IMAGE:7856934 5'
7699	20257	33366	0.72	2.2E+00	P54918	SWISSPROT	ALANINE RACEMASE
8001	20696	33823	0.58	2.2E+00	BE301560.1	EST_HUMAN	bb17h12.x1 NIH_MGC_21 Homo sapiens cDNA clone IMAGE:2963207 3' similar to gb:D45836 Mouse mRNA for nuclear pore-targeting-complex component of (MOUSE);

Page 14 of 536  
Table 4  
Single Exon Probes Expressed in Brain

Probe SEQ ID NO:	Exon SEQ ID NO:	ORF SEQ ID NO:	Expression Signal	Most Similar (Top) Hit BLAST E Value	Top Hit Accession No.	Top Hit Database Source	Top Hit Descriptor
8001	20696	33824	0.68	2.2E+00	BE301560.1	EST_HUMAN	bb17h12.x1 NIH_MGC_21 Homo sapiens cDNA clone IMAGE:2963207 3' similar to gb:D45836 Mouse mRNA for nuclear pore-targeting-complex component of (MOUSE);
8241	21820		11.02	2.2E+00	BE741678.1	EST_HUMAN	601694733F1 NIH_MGC_9 Homo sapiens cDNA clone IMAGE:3948561 5'
9468	25124		2.28	2.2E+00	Q04706	SWISSPROT	TRANSPOSON TY1 PROTEIN A
9953	22601	35804	1.1	2.2E+00	A1290373.1	EST_HUMAN	qm69b03.x1 Soares_placenta_8tc9weeks_2NbhP8tc9W Homo sapiens cDNA clone IMAGE:1893865 3' similar to gb:Y00433 GLUTATHIONE PEROXIDASE (HUMAN);
9953	22601	35805	1.1	2.2E+00	A1290373.1	EST_HUMAN	qm69b03.x1 Soares_placenta_8tc9weeks_2NbhP8tc9W Homo sapiens cDNA clone IMAGE:1893865 3' similar to gb:Y00433 GLUTATHIONE PEROXIDASE (HUMAN);
9996	22644	35856	2.68	2.2E+00	BF246782.1	EST_HUMAN	similar to gb:Y00433 GLUTATHIONE PEROXIDASE (HUMAN);
10353	23000	36217	3.11	2.2E+00	AF183416.1	NT	601855591F1 NIH_MGC_57 Homo sapiens cDNA clone IMAGE:4075391 5'
11418	23185	36415	3.47	2.2E+00	P07611	SWISSPROT	Homo sapiens ovarian granulosa cell 13.0 kDa protein hGR74 homolog mRNA, complete cds
11616	24214	37639	5.89	2.2E+00	P10407	SWISSPROT	URMODULIN PRECURSOR (TAMM-HORSFALL URINARY GLYCOPROTEIN)(THP)
556	18545	25967	8.3	2.1E+00	AF132612.2	NT	EARLY EA1A 28 KD PROTEIN
3675	16330		1.08	2.1E+00	AW449366.1	EST_HUMAN	Mus musculus pre-T cell receptor alpha gene, enhancer region and upstream region
6041	18621		0.89	2.1E+00	P75357	SWISSPROT	UH-B18-akt-e-06-UJ.s1 NCI_CGAP_Sub5 Homo sapiens cDNA clone IMAGE:2734660 3'
6710	19325	32689	3.95	2.1E+00	O70159	SWISSPROT	HYPOTHETICAL PROTEIN MG302 HOMOLOG
6946	19428	32443	5.72	2.1E+00	N29575.1	EST_HUMAN	ALPHA-2-HS-GLYCOPROTEIN PRECURSOR (FETUIN-A)
8395	21088		1.97	2.1E+00	AU123630.1	EST_HUMAN	yy08at10.s1 Soares_melanocyte_2NbhM Homo sapiens cDNA clone IMAGE:270618 3' similar to gb:M56654 TRANSCRIPTION INITIATION FACTOR TFIID (HUMAN);
1174	13927	26591	1.44	2.0E+00	AF180527.1	NT	AU123630 NT2RM2 Homo sapiens cDNA clone NT2RM2000671 5'
1174	13927	26592	1.44	2.0E+00	AF180527.1	NT	Homo sapiens p22Dokdel (DOKDEL) mRNA, complete cds
1312	14060	26735	0.97	2.0E+00	AF204927.1	NT	Homo sapiens p22Dokdel (DOKDEL) mRNA, complete cds
1569	14316		2.61	2.0E+00	P25582	SWISSPROT	Oryctolagus cuniculus Na <sup>+</sup> -K <sup>+</sup> -ATPase beta 1 subunit mRNA, complete cds
2145	14875	27609	5.98	2.0E+00	Z78279.1	NT	PUTATIVE RRNA METHYLTRANSFERASE SPB1
2145	14875	27610	5.98	2.0E+00	Z78279.1	NT	R_norvegicus mRNA for collagen alpha1 type 1
4080	16824	29450	2.2	2.0E+00	AW664496.1	EST_HUMAN	R_norvegicus mRNA for collagen alpha1 type 1
4080	16824	29451	2.2	2.0E+00	AW664496.1	EST_HUMAN	hi13cd05.x1 NCI_CGAP_GU1 Homo sapiens cDNA clone IMAGE:2972168 3' similar to gb:X01677 GLYCERALDEHYDE 3-PHOSPHATE DEHYDROGENASE, LIVER (HUMAN);
7449	20125		0.92	2.0E+00	P07568	SWISSPROT	hi13cd05.x1 NCI_CGAP_GU1 Homo sapiens cDNA clone IMAGE:2972168 3' similar to gb:X01677 GLYCERALDEHYDE 3-PHOSPHATE DEHYDROGENASE, LIVER (HUMAN);
7923	20618	33745	3.17	2.0E+00	AB008676.1	NT	hi13cd05.x1 NCI_CGAP_GU1 Homo sapiens cDNA clone IMAGE:2972168 3' similar to gb:X01677 GLYCERALDEHYDE 3-PHOSPHATE DEHYDROGENASE, LIVER (HUMAN);
7923	20618	33746	3.17	2.0E+00	AB008676.1	NT	STRUCTURAL POLYPROTEIN [CONTAINS: NUCLEOCAPSID PROTEIN C; MEMBRANE GLYCOPROTEINS E1 AND E2]
7923	20618	33747	3.17	2.0E+00	AB008676.1	NT	GLYCOPROTEINS E1 AND E2
							Escherichia coli 0157 DNA, map position at 46 min., complete cds
							Escherichia coli 0157 DNA, map position at 46 min., complete cds
							Escherichia coli 0157 DNA, map position at 46 min., complete cds

Page 15 of 536  
Table 4  
Single Exon Probes Expressed in Brain

Probe SEQ ID NO:	Exon SEQ ID NO:	ORF SEQ ID NO:	Expression Signal	Most Similar (Top) Hit BLAST E Value	Top Hit Accession No.	Top Hit Database Source	Top Hit Descriptor
8820	21512	34656	3.15	2.0E+00	F31500.1	EST_HUMAN	HSPD22703 HM3 Homo sapiens cDNA clone s4000117B08
12481	25265	30720	7.27	2.0E+00	5834843	NT	Gallus gallus mitochondrion, complete genome
5511	18309	31209	4.77	1.8E+00	6754369	NT	Mus musculus Inositol 1,4,5-triphosphate receptor 1 (Ipr1), mRNA
5511	18309	31210	4.77	1.8E+00	6754369	NT	Mus musculus Inositol 1,4,5-triphosphate receptor 1 (Ipr1), mRNA
6009	18760	31753	1.32	1.9E+00	BE960695.1	EST_HUMAN	601679636F1 NIH_MGC_78 Homo sapiens cDNA clone IMAGE:3949881 5'
6556	19321		0.75	1.9E+00	AW845689.1	EST_HUMAN	MRO-CT0063-071089-002-g02 CT0063 Homo sapiens cDNA
6850	19412		2.46	1.9E+00	Q63627	SWISSPROT	CTD-BINDING SR-LIKE PROTEIN RA4
8358	21051	34190	2.18	1.9E+00	P02467	SWISSPROT	COLLAGEN ALPHA 2(I) CHAIN PRECURSOR
8358	21051	34191	2.18	1.9E+00	P02467	SWISSPROT	COLLAGEN ALPHA 2(I) CHAIN PRECURSOR
8657	21249		2.94	1.9E+00	BF300206.1	EST_HUMAN	CM3-MT0114-010900-323-h12 MT0114 Homo sapiens cDNA
8792	21484		1.33	1.9E+00	O51781	SWISSPROT	ARGININE DEIMINASE (ADI) (ARGININE DIHYDROLASE) (AD)
9530	22183	35367	0.69	1.9E+00	AA669125.1	EST_HUMAN	ab04404.s1 Stragene lung (#937210) Homo sapiens cDNA clone IMAGE:854574 3' similar to contains Alu repetitive element;contains element L1 L1 repetitive element;
10462	23108	36339	0.62	1.9E+00	AF248269.1	NT	Homo sapiens gag-pro-pro precursor protein gene, partial cds
3089	15854	28498	1.3	1.8E+00	P21004	SWISSPROT	PROTEIN B8 PRECURSOR
3118	15883	28522	1.57	1.8E+00	U04356.1	NT	Synechococcus sp. PCC7942 copper transporting P-ATPase (ctaA) and ATP synthase epsilon subunit (atpE) genes, complete cds
3118	15883	28523	1.57	1.8E+00	U04356.1	NT	Synechococcus sp. PCC7942 copper transporting P-ATPase (ctaA) and ATP synthase epsilon subunit (atpE) genes, complete cds
5777	18568		1.91	1.8E+00	P18502	SWISSPROT	HEDGEHOG RECEPTOR (PATCHED PROTEIN)
6013	18794	31757	1.32	1.8E+00	BF311999.1	EST_HUMAN	601897854F1 NIH_MGC_19 Homo sapiens cDNA clone IMAGE:4127364 5'
6305	19077		1.12	1.8E+00	BF683327.1	EST_HUMAN	602139470F1 NIH_MGC_48 Homo sapiens cDNA clone IMAGE:4298272 5'
6641	19403	32418	1.64	1.8E+00	BF305662.1	EST_HUMAN	601893489F1 NIH_MGC_17 Homo sapiens cDNA clone IMAGE:4139038 5'
6968	19440	32455	1.79	1.8E+00	P21249	SWISSPROT	MAJOR ANTIGEN
8016	20711	33841	0.93	1.8E+00	P11369	SWISSPROT	RETROVIRUS-RELATED POL POLYPROTEIN [CONTAINS: REVERSE TRANSCRIPTASE ;
8016	20711	33842	0.93	1.8E+00	P11369	SWISSPROT	RETROVIRUS-RELATED POL POLYPROTEIN [CONTAINS: REVERSE TRANSCRIPTASE ;
8368	21061	34201	0.44	1.8E+00	P48634	SWISSPROT	ENDONUCLEASE
8368	21061	34202	0.44	1.8E+00	P48634	SWISSPROT	LARGE PROLINE-RICH PROTEIN BAT2 (HLA-B-ASSOCIATED TRANSCRIPT 2)
8368	21061	34203	0.44	1.8E+00	P48634	SWISSPROT	LARGE PROLINE-RICH PROTEIN BAT2 (HLA-B-ASSOCIATED TRANSCRIPT 2)
8763	21445	34593	1.98	1.8E+00	O43281	SWISSPROT	EMBRYONAL FYN-ASSOCIATED SUBSTRATE (HEFS)
8073	21762	34924	0.77	1.8E+00	R31042.1	EST_HUMAN	Yh72c08.r1 Soares placenta Nb2Hr Homo sapiens cDNA clone IMAGE:136278 5'
9161	21831	34994	0.76	1.8E+00	AW880004.1	EST_HUMAN	QV0-OT0030-070300-148-g03 OT0030 Homo sapiens cDNA

Page 16 of 536  
Table 4  
Single Exon Probes Expressed in Brain

Probe SEQ ID NO:	Exon SEQ ID NO:	ORF SEQ ID NO:	Expression Signal	Most Similar (Top) Hit BLAST E Value	Top Hit Accession No.	Top Hit Database Source	Top Hit Descriptor
9749	22400	35605	0.75	1.8E+00	P27050	SWISSPROT	CHITINASE D PRECURSOR
10163	22831		3.2	1.8E+00	AF111849.1	NT	Homo sapiens PRO0530 mRNA, complete cds
10452	23098		0.63	1.8E+00	P44325	SWISSPROT	CYTIDINE DEAMINASE (CYTIDINE AMINOHYDROLASE) (CDA)
12276	25236		5.29	1.8E+00	AF314254.1	NT	Chlamydomonas reinhardtii alternative oxidase 1 (AOX1) gene, nuclear gene encoding mitochondrial protein
12359	24763		3.9	1.8E+00	9606404	NT	Rattus norvegicus Actin-related protein complex 1b (Atpc1b), mRNA
1086	13844	26502	2.21	1.7E+00	Q60114	SWISSPROT	LEVANSUCRASE (BETA-D-FRUCTOFURANOSYL TRANSFERASE) (SUCROSE 6-FRUCTOSYL TRANSFERASE)
2269	14995	27734	2.29	1.7E+00	AL163280.2	NT	Homo sapiens chromosome 21 segment HS21C080
2372	15094	27833	2.66	1.7E+00	AI141067.1	EST_HUMAN	oz43h05.x1 Soares_NHMPu_S1 Homo sapiens cDNA clone IMAGE:1678137 3'
4426	17162	28792	0.81	1.7E+00	Q60114	SWISSPROT	LEVANSUCRASE (BETA-D-FRUCTOFURANOSYL TRANSFERASE) (SUCROSE 6-FRUCTOSYL TRANSFERASE)
5525	18323	31223	1.77	1.7E+00	BE063546.1	EST_HUMAN	Homo sapiens cDNA clone IMAGE:1678137 3'
5525	18323	31224	1.77	1.7E+00	BE063546.1	EST_HUMAN	oz43h05.x1 Soares_NHMPu_S1 Homo sapiens cDNA clone IMAGE:1678137 3'
5927	18711	31666	3.28	1.7E+00	Q911TR	SWISSPROT	COUP TRANSCRIPTION FACTOR 1 (COUP-TF1) (COUP-TF1)
7118	19808	32871	1.11	1.7E+00	Q03703	SWISSPROT	HYPOTHETICAL 38.0 KD PROTEIN IN CAT2-AMD1 INTERGENIC REGION
7118	19808	32872	1.11	1.7E+00	Q03703	SWISSPROT	HYPOTHETICAL 38.0 KD PROTEIN IN CAT2-AMD1 INTERGENIC REGION
7763	20449	33673	0.91	1.7E+00	AF021335.1	NT	Mus musculus T cell receptor gamma locus, TCR gamma 2 and gamma 4 gene clusters
7932	20627	33755	1.13	1.7E+00	6755715	NT	Mus musculus T-cell acute lymphocytic leukemia 1 (Tat1), mRNA
7961	20656	33781	0.59	1.7E+00	BF530630.1	EST_HUMAN	602071917F1 NCI_CGAP_Brn67 Homo sapiens cDNA clone IMAGE:4214689 5'
8440	21132	34268	0.5	1.7E+00	AF245613.1	NT	Hippoglossus hippoglossus interferon inducible Mx protein (Mx) mRNA, complete cds
8525	21217		2.3	1.7E+00	BF308000.1	EST_HUMAN	601894255F1 NIH_MGC_17 Homo sapiens cDNA clone IMAGE:4140084 5'
8605	21297	34440	0.59	1.7E+00	X69063.1	NT	M.musculus Ank-1 mRNA for erythroid ankyrin
8606	21297	34441	0.69	1.7E+00	X69063.1	NT	M.musculus Ank-1 mRNA for erythroid ankyrin
9047	25123	34892	2.18	1.7E+00	Q60479	SWISSPROT	HOMEBOX PROTEIN DLX-3
9047	25123	34893	2.18	1.7E+00	Q60479	SWISSPROT	HOMEBOX PROTEIN DLX-3
9506	22169		1.15	1.7E+00	AF161380.1	NT	Homo sapiens HSPC262 mRNA, partial cds
10071	22719		0.48	1.7E+00	AW953661.1	EST_HUMAN	EST1365751 IMAGE resequences, MAGC Homo sapiens cDNA
11596	24195	37614	2.57	1.7E+00	W22424.1	EST_HUMAN	6787 Human retina cDNA Tsp5081-cleaved sublibrary Homo sapiens cDNA, not directional
12231	24684	31074	1.9	1.7E+00	AI678443.1	EST_HUMAN	tu82407.x1 NCI_CGAP_Gae4 Homo sapiens cDNA clone IMAGE:2257648 3' similar to contains MSR1.t1
12717	24890	30970	1.84	1.7E+00	AI198573.1	EST_HUMAN	MSR1 repetitive element;
2027	14762	27491	18.61	1.8E+00	AF198339.1	NT	qf50b01.x1 Soares_testis_NHT Homo sapiens cDNA clone IMAGE:1753417 3' similar to contains L.1.t1 L1 repetitive element;
							[Homo sapiens lens epithelium-derived growth factor gene, alternatively spliced, complete cds

Single Exon Probes Expressed in Brain

Probe SEQ ID NO:	Exon SEQ ID NO:	ORF SEQ ID NO:	Expression Signal	Most Similar (Top) Hit BLAST E Value	Top Hit Accession No.	Top Hit Database Source	Top Hit Descriptor
2036	14771	27500	3.75	1.6E+00	AF077374.1	NT	Homo sapiens small proline-rich protein (SPRR3) gene, exons 1, 2, and 3 and complete cds
2042	14776	27505	1.54	1.6E+00	Y11344.1	NT	Mus musculus ST6GalNAcIII gene, exon 2
2282	15007		1.24	1.6E+00	X98373.1	NT	B.napus gene encoding endo-polygalacturonase
2961	15727	28377	1.61	1.6E+00	W59426.1	EST_HUMAN	zid2570.1 r1 Soares_fetal_heart_NbHH19W Homo sapiens cDNA clone IMAGE:341689 5' similar to
4011	16757		5.66	1.6E+00	BF570077.1	EST_HUMAN	gb:D29805 N-ACETYL LACTOSAMINE SYNTHASE (HUMAN);
4319	17058	29682	1.9	1.6E+00	AF159827.1	NT	Homo sapiens proliferation-associated SNF2-like protein (SMARCA6) mRNA, complete cds
4319	17058	29683	1.9	1.6E+00	AF159827.1	NT	Homo sapiens proliferation-associated SNF2-like protein (SMARCA6) mRNA, complete cds
4942	17669	30277	0.84	1.6E+00	AF075394.1	NT	Uroteuthis chinensis cytochrome c oxidase subunit I (COI) gene, mitochondrial gene encoding mitochondrial protein, partial cds
4942	17669	30278	0.84	1.6E+00	AF075394.1	NT	Uroteuthis chinensis cytochrome c oxidase subunit I (COI) gene, mitochondrial gene encoding mitochondrial protein, partial cds
5024	17745	30356	2.86	1.6E+00	Y11344.1	NT	Mus musculus ST6GalNAcIII gene, exon 2
5024	17745	30357	2.86	1.6E+00	Y11344.1	NT	Mus musculus ST6GalNAcIII gene, exon 2
5737	18528	31450	2.16	1.6E+00	L04808.1	NT	Brachydanio rerio MHC class II DA-beta-2*01 gene, 3' end
5823	18812	31543	0.79	1.6E+00	AF005631.1	NT	Homo sapiens transglutaminase type I (Tgase1) gene, promoter region
6378	19147	32146	0.69	1.6E+00	BF380703.1	EST_HUMAN	IL2-UT0073-060900-145-E02 UT0073 Homo sapiens cDNA
6610	19373	32387	1.06	1.6E+00	AW29488.1	EST_HUMAN	UH-H-BI2-ahr-b-04-0-UJ.s1 NCI_CGAP_Sub4 Homo sapiens cDNA clone IMAGE:2727611 3'
7145	19832	32901	2.73	1.6E+00	BE697267.1	EST_HUMAN	RCO-CT0415-200700-032-c10 CT0416 Homo sapiens cDNA
7929	20624		1.19	1.6E+00	Q46378	SWISSPROT	VIRULENCE FACTOR MVIN HOMOLOG
8277	20971	34112	3.28	1.6E+00	AJ297131.1	NT	Mus musculus SIL, MAP_17, CYP_17, CYP_a, SCL & CYP_b genes
8798	21490	34636	0.83	1.6E+00	11437222	NT	Homo sapiens hypothetical protein PRO0971 (PRO0971), mRNA
8798	21490	34637	0.83	1.6E+00	11437222	NT	Homo sapiens hypothetical protein PRO0971 (PRO0971), mRNA
8970	21650	34810	0.47	1.6E+00	BE398331.1	EST_HUMAN	601283925F1 NIH_MGC_44 Homo sapiens cDNA clone IMAGE:3605647 5'
9360	25121	33549	1.94	1.6E+00	X52046.1	NT	M.musculus COL3A1 gene for collagen alpha-1
9360	25121	33550	1.94	1.6E+00	AF52046.1	NT	M.musculus COL3A1 gene for collagen alpha-1
9487	22140		0.56	1.6E+00	AF043486.1	NT	Thermotoga maritima ethanolic D-xylose-binding protein (xyf) gene, complete cds
9634	22286	35480	1.32	1.6E+00	T41290.1	EST_HUMAN	ph6b6_19/1TV Outward AU-primed hmcDNA library Homo sapiens cDNA clone ph6b6_19/1TV
10047	22695	35911	0.5	1.6E+00	AF121361.1	NT	Drosophila melanogaster signal transducing adaptor protein (STAM), serine threonine kinase Ial (Ial), and zinc finger protein (DNZ1) genes, complete cds
10085	22733	35947	1.15	1.6E+00	AW635944.1	EST_HUMAN	QV4-LT0016-090200-100-d07 LT0016 Homo sapiens cDNA
10085	22733	35948	1.16	1.6E+00	AW835644.1	EST_HUMAN	QV4-LT0016-090200-100-d07 LT0016 Homo sapiens cDNA
10242	22890	36102	0.47	1.6E+00	AF037352.1	NT	Mus musculus T cell receptor gamma locus, TCR gamma 1 and gamma 3 gene clusters
10491	23137	36365	0.45	1.6E+00	AF162084.1	NT	Glugea plecoglossi beta-tubulin 2 (btub2) gene, partial cds

Page 18 of 536  
Table 4  
Single Exon Probes Expressed in Brain

Probe SEQ ID NO:	Exon SEQ ID NO:	ORF SEQ ID NO:	Expression Signal	Most Similar (Top) Hit BLAST E Value	Top Hit Accession No.	Top Hit Database Source	Top Hit Descriptor
10670	23361	36602	1.95	1.6E+00	P54817	SWISSPROT	CAPSID PROTEIN P40 [CONTAINS: ASSEMBLIN (PROTEASE); CAPSID ASSEMBLY PROTEIN]
10728	23416	36657	1.27	1.6E+00	AA216387.1	EST_HUMAN	nc16b02.s1 NC1_CGAP_P1 Homo sapiens cDNA clone IMAGE:1008267 similar to contains element MER4 repetitive element;
10747	18612	31543	5.27	1.6E+00	AF005631.1	NT	Homo sapiens transglutaminase type I (Tgase1) gene, promoter region
11705	24300	37626	3.46	1.6E+00	AF104313.1	NT	Homo sapiens unknown mRNA
31	12859	25476	5.31	1.5E+00	U69449.1	NT	Rattus norvegicus Jun dimerization protein 2 (jdp-2) mRNA, complete cds
225	13037	25674	2.2	1.5E+00	AE002201.2	NT	Chlamydomonas reinhardtii section 32 of 94 of the complete genome
608	13384		2.03	1.5E+00	6752961	NT	Mus musculus alpha disintegrin and metalloproteinase domain (ADAM) 15 (metargidin) (Adam15), mRNA
2410	15131	27867	1.95	1.5E+00	AJ131402.1	NT	Potato virus A RNA complete genome, isolate U
2519	16236	27976	2	1.5E+00	6978350	NT	Mus musculus T-cell lymphoma invasion and metastasis 1 (Tiam1), mRNA
3135	15131	27867	1.85	1.5E+00	AJ131402.1	NT	Potato virus A RNA complete genome, isolate U
3388	16127	28785	0.72	1.5E+00	AE001945.1	NT	Deinococcus radiodurans R1 section 82 of 229 of the complete chromosome 1
5642	18437	31350	0.83	1.5E+00	AI655301.1	EST_HUMAN	tt12f10.x1 NC1_CGAP_GC6 Homo sapiens cDNA clone IMAGE:2240587 3' similar to TR:O00237 O00237 HKF-1.;
5642	18437	31350	0.83	1.5E+00	AI655301.1	EST_HUMAN	tt12f10.x1 NC1_CGAP_GC6 Homo sapiens cDNA clone IMAGE:2240587 3' similar to TR:O00237 O00237 HKF-1.;
6312	16083	32068	3.02	1.5E+00	R17879.1	EST_HUMAN	yg10e02.r1 Soares infant brain 1N1B Homo sapiens cDNA clone IMAGE:31663 6'
7028	19720	32814	1.37	1.5E+00	BE785356.1	EST_HUMAN	601478745F1 NIH_MGC_68 Homo sapiens cDNA clone IMAGE:3881555 5'
7060	19751	32814	23.98	1.5E+00	P47179	SWISSPROT	HYPOTHETICAL 118.4 KD PROTEIN IN BAT2-DAL5 INTERGENIC REGION PRECURSOR
7060	19751	32815	23.98	1.5E+00	P47179	SWISSPROT	HYPOTHETICAL 118.4 KD PROTEIN IN BAT2-DAL5 INTERGENIC REGION PRECURSOR
7245	19930	33006	0.61	1.5E+00	AA889259.1	EST_HUMAN	ak28f10.s1 Soares testis_NHT Homo sapiens cDNA clone IMAGE:1407115 3'
7483	20165	33257	0.76	1.5E+00	AI003254.1	EST_HUMAN	ar07b11.s1 Strategene schizoa brain S11 Homo sapiens cDNA clone IMAGE:1684893 3' similar to gb:S95936 SEROTRANSFERRIN PRECURSOR (HUMAN);
7727	20390	33848	0.64	1.5E+00	AB039987.1	NT	Homo sapiens WDR4 gene for WD repeat protein, complete cds
8021	20716	33848	0.89	1.5E+00	BE887446.1	EST_HUMAN	601509586F1 NIH_MGC_71 Homo sapiens cDNA clone IMAGE:3911181 5'
8542	21234	34377	0.64	1.5E+00	K02138.1	NT	Mouse germline Igm chain gene, mu-delta region
8914	21605	34876	0.48	1.5E+00	AB038816.1	NT	Homo sapiens hgp1b alpha gene for platelet glycoprotein Ib alpha, complete cds
9032	21722	35217	0.64	1.5E+00	BF217818.1	EST_HUMAN	601882662F1 NIH_MGC_57 Homo sapiens cDNA clone IMAGE:4095135 5'
9383	22045	35374	1.39	1.5E+00	R81928.1	EST_HUMAN	y03h01.r1 Soares placenta Nb2HP Homo sapiens cDNA clone IMAGE:147697 5'
9635	22168	35618	6.39	1.5E+00	AW375697.1	EST_HUMAN	QV3-CT0192-261099-008-d09 CT0192 Homo sapiens cDNA
9780	22411	35618	6.39	1.5E+00	BF376754.1	EST_HUMAN	RC0-TN0078-150800-034-g05 TN0078 Homo sapiens cDNA
9952	22600	35958	1.77	1.5E+00	BF337944.1	EST_HUMAN	602035771F1 NC1_CGAP_Brn84 Homo sapiens cDNA clone IMAGE:4183865 5'
10096	22744	35958	1.69	1.5E+00	AA017688.1	EST_HUMAN	z639g06.r1 Soares retina N2b4HR Homo sapiens cDNA clone IMAGE:361306 6'



Page 19 of 536  
Table 4  
Single Exon Probes Expressed in Brain

Probe SEQ ID NO:	Exon SEQ ID NO:	ORF SEQ ID NO:	Expression Signal	Most Similar (Top) Hit BLAST E Value	Top Hit Accession No.	Top Hit Database Source	Top Hit Descriptor
10096	22744	35959	1.66	1.5E+00	AA017689.1	EST_HUMAN	ze38g06.r1 Soares retina N2b4HR Homo sapiens cDNA clone IMAGE:361306 5'
11375	23982	37282	4.46	1.5E+00	AL134197.1	EST_HUMAN	DKFZp547P243_s1 547 (synonym: hibr1) Homo sapiens cDNA clone DKFZp547P243 3'
11530	24130		6.55	1.5E+00	X07390.1	NT	Maize mitochondrial rRNA-Ser gene and rRNA-Phe pseudogene
11629	24228	37549	2.1	1.5E+00	A1400798.1	EST_HUMAN	tg94409.x1 NCI_CGAP_CELL1 Homo sapiens cDNA clone IMAGE:2116433 3'
11629	24226	37550	2.1	1.5E+00	A1400798.1	EST_HUMAN	tg94409.x1 NCI_CGAP_CELL1 Homo sapiens cDNA clone IMAGE:2116433 3'
12222	25325	30713	1.44	1.5E+00	D69480.1	NT	Human mRNA for KIAA0146 gene, partial cds
12445	24815		3.38	1.5E+00	AL445065.1	NT	Thermoplasma acidophilum complete genome; segment 3/5
28	12856	25472	2.76	1.4E+00	7661885	NT	Homo sapiens DKFZP586M0122 protein (DKFZP586M0122), mRNA
28	12858	25473	2.79	1.4E+00	7661885	NT	Homo sapiens DKFZP586M0122 protein (DKFZP586M0122), mRNA
2333	15057		6.92	1.4E+00	U67922.1	NT	Ovis aries prion protein gene, complete cds
2675	16384	28125	2.21	1.4E+00	X74463.1	NT	Human papillomavirus type 7 genomic DNA
2776	15481	28221	2.61	1.4E+00	AF064564.2	NT	Fugu rubripes neurofibromatosis type 1 (NF1), A-kinase anchor protein (AKAP84), BAW protein (BAW), and WSB1 protein (WSB1) genes, complete cds
2776	15481	28222	2.61	1.4E+00	AF064564.2	NT	Fugu rubripes neurofibromatosis type 1 (NF1), A-kinase anchor protein (AKAP84), BAW protein (BAW), and WSB1 protein (WSB1) genes, complete cds
4545	17280		1.81	1.4E+00	BF681547.1	EST_HUMAN	602156687F1 NIH_MGC_83 Homo sapiens cDNA clone IMAGE:4297556 5'
5288	18093	30754	1.61	1.4E+00	AW054976.1	EST_HUMAN	wf45g07.x1 NCI_CGAP_Pan1 Homo sapiens cDNA clone IMAGE:2510460 3'
5441	18240		5.57	1.4E+00	AB032983.1	NT	Homo sapiens mRNA for KIAA1157 protein, partial cds
6186	18963	31936	2.72	1.4E+00	Q13472	SWISSPROT	DNA TOPOISOMERASE III ALPHA
6202	25420		4.02	1.4E+00	AB020712.1	NT	Homo sapiens mRNA for KIAA0905 protein, complete cds
6318	19089	32074	2.67	1.4E+00	Q92777	SWISSPROT	SYNAPSIN II
6318	18089	32075	2.67	1.4E+00	Q92777	SWISSPROT	SYNAPSIN II
7186	19872	32946	2.07	1.4E+00	AJ133269.1	NT	Homo sapiens cavedin-1/-2 locus, Config1, D7S522, genes CAV2 (exons 1, 2a, and 2b), CAV1 (exons 1 and 2)
7201	19987	32962	1.17	1.4E+00	AW467760.1	EST_HUMAN	he23f05.x1 NCI_CGAP_CML1 Homo sapiens cDNA clone IMAGE:2919873 3' similar to contains Alu repetitive element
7268	19942	33018	0.75	1.4E+00	P55268	SWISSPROT	LAMININ BETA-2 CHAIN PRECURSOR (S-LAMININ)
7268	19942	33019	0.75	1.4E+00	P55268	SWISSPROT	LAMININ BETA-2 CHAIN PRECURSOR (S-LAMININ)
8233	20927		0.68	1.4E+00	P07683	SWISSPROT	GLUCOAMYLASE PRECURSOR (GLUCAN 1,4-ALPHA-GLUCOSIDASE)(1,4-ALPHA-D-GLUCAN GLUCOHYDROLASE)
8693	21395		4.47	1.4E+00	AJ271795.1	NT	Homo sapiens Xq pseudautosomal region; segment 1/2
8991	21681	34829	1.73	1.4E+00	R20459.1	EST_HUMAN	y33f112.r1 Soares infant brain 1N1B Homo sapiens cDNA clone IMAGE:34945 5'
9097	21765	34951	4.65	1.4E+00	BE064667.1	EST_HUMAN	RC1-BT0313-301299-012-f05 BT0313 Homo sapiens cDNA
9131	21819	34985	0.51	1.4E+00	AF134844.1	NT	Sceloporus undulatus ornithine transcarbamylase (OTC) mRNA, complete cds

Page 20 of 536  
Table 4  
Single Exon Probes Expressed In Brain

Probe SEQ ID NO:	Exon SEQ ID NO:	ORF SEQ ID NO:	Expression Signal	Most Similar (Top) Hit BLAST E Value	Top Hit Accession No.	Top Hit Database Source	Top Hit Descriptor
10108	22756	35868	0.79	1.4E+00	BF575545.1	EST_HUMAN	602133136F1 NIH_MGC_81 Homo sapiens cDNA clone IMAGE:4288137 5'
10151	22789	36015	0.61	1.4E+00	BE145374.1	EST_HUMAN	IL5-HT0198-291099-008-C04 HT0198 Homo sapiens cDNA
10151	22769	36016	0.61	1.4E+00	BE145374.1	EST_HUMAN	IL5-HT0198-291099-008-C04 HT0198 Homo sapiens cDNA
10424	23070	36291	1.06	1.4E+00	D63441.1	NT	Pandorina colimaniensis chloroplast rbcL gene for ribulose biphosphate carboxylase, partial cds
10424	23070	36292	1.06	1.4E+00	D63441.1	NT	Pandorina colimaniensis chloroplast rbcL gene for ribulose biphosphate carboxylase, partial cds
11003	23675	36931	1.34	1.4E+00	AA185528.1	EST_HUMAN	z36609.1 Soares NIH/MPu_S1 Homo sapiens cDNA clone IMAGE:666512 5' similar to contains element MER22 repetitive element;
11188	23653	37139	6.16	1.4E+00	AB006682.1	NT	Homo sapiens APEGED mRNA for AIRE-1, complete cds
11381	23988	37288	4.42	1.4E+00	BE62107.2	EST_HUMAN	601655184R1 NIH_MGC_85 Homo sapiens cDNA clone IMAGE:3845805 3'
11381	23988	37289	4.42	1.4E+00	BE62107.2	EST_HUMAN	601655184R1 NIH_MGC_86 Homo sapiens cDNA clone IMAGE:3845805 3'
11404	24053	37357	3.46	1.4E+00	U30790.1	NT	Pneumocystis carinii f. sp. ratti guanine nucleotide binding protein alpha subunit (pcg1) gene, complete cds
11404	24053	37358	3.46	1.4E+00	U30790.1	NT	Pneumocystis carinii f. sp. ratti guanine nucleotide binding protein alpha subunit (pcg1) gene, complete cds
12079	25256		1.48	1.4E+00	AL161500.2	NT	Arabidopsis thaliana DNA chromosome 4, contig fragment No. 12
567	13339		1.81	1.3E+00	Z73640.1	NT	M.mucedo gene encoding 4-Dihydroxyethyl-trisporate dehydrogenase
882	13651	26320	3.42	1.3E+00	AJ271192.1	NT	Cantharellus sp. partial 25S rRNA gene, isolate Tibet
1107	13684		20.26	1.3E+00	Y19213.1	NT	Homo sapiens putative psliHbA pseudogene for hair keratin, exons 2 to 7
1274	14024	26692	13.71	1.3E+00	4507998	NT	Homo sapiens zinc finger protein 157 (HZF22) (ZNF157) mRNA
1274	14024	26693	13.71	1.3E+00	4507998	NT	Homo sapiens zinc finger protein 157 (HZF22) (ZNF157) mRNA
1334	14063		1.26	1.3E+00	U61730.2	NT	CobX lacrym-jobi dihydrodipicolinate synthase (dapA) gene, complete cds
1605	14351		2.27	1.3E+00	AE002338.2	NT	Gliomyia muridarum, section 66 of 85 of the complete genome
2239	14967		1	1.3E+00	AB030447.1	NT	Cyprinus carpio MRPb and MASPb genes for mannose-binding lectin-associated serine protease (MASP) and MASP-related protein, complete cds
2405	15126	27862	1.27	1.3E+00	P25591	SWISSPROT	LAMININ ALPHA-1 CHAIN PRECURSOR (LAMININ A CHAIN)
2553	15286		1.75	1.3E+00	BE966735.2	EST_HUMAN	601661233R1 NIH_MGC_72 Homo sapiens cDNA clone IMAGE:3915946 3'
2940	15705	28354	0.73	1.3E+00	6756621	NT	Mus musculus alpha-spectrin 1, erythroïd (Sprn1), mRNA
3594	16339	28994	0.89	1.3E+00	AF016494.1	NT	Fugu rubripes gamma-aminobutyric acid receptor beta subunit gene, partial cds; 55kt erythrocyte membrane protein (P56), synaptic vesicle-associated integral membrane protein (VAMP-1), procollagen C-proteinase enhancer protein (PCOLCE) genes, complete c>
5427	18226	30508	1.09	1.3E+00	P19732	SWISSPROT	PHENOL HYDROXYLASE P3 PROTEIN (PHENOL 2-MONOXYGENASE P3 COMPONENT)
5622	18418	31330	0.6	1.3E+00	M27138.1	NT	Human estradiol 17 beta-dehydrogenase gene, complete cds
5853	18650	31590	0.81	1.3E+00	BF663825.1	EST_HUMAN	602145284F1 NIH_MGC_48 Homo sapiens cDNA clone IMAGE:4309095 5'
5928	18712	31697	7.57	1.3E+00	AW362834.1	EST_HUMAN	PM0-CT0289-291199-004-008 CT0289 Homo sapiens cDNA

Page 21 of 536  
Table 4  
Single Exon Probes Expressed in Brain

Probe SEQ ID NO:	Exon SEQ ID NO:	ORF SEQ ID NO:	Expression Signal	Most Similar (Top) Hit BLAST E Value	Top Hit Accession No.	Top Hit Database Source	Top Hit Descriptor
5926	18712	31668	7.57	1.3E+00	AW362834.1	EST_HUMAN	PM0-CT0289-281199-004-038 CT0289 Homo sapiens cDNA
6323	19093	32081	1.34	1.3E+00	M33498.1	NT	D.melanogaster no-on-transient A gene product, complete cds
6652	19414		0.76	1.3E+00	Q00156	SWISSPROT	HYPOTHETICAL GENE 64 PROTEIN
6739	19573	32606	0.62	1.3E+00	M13918.2	NT	Homo sapiens fibronectin receptor alpha-subunit precursor (ITGA5) mRNA, partial cds
6854	19554	32594	1.17	1.3E+00	BE538819.1	EST_HUMAN	601061420F1 NIH_MGC_10 Homo sapiens cDNA clone IMAGE:3447965 5'
7000	19692	32743	0.81	1.3E+00	BE243571.1	EST_HUMAN	TCBAP1D0959 Pediatric pre-B cell acute lymphoblastic leukemia Baylor-HGSC project=TCBA Homo sapiens cDNA clone TCBAP0959
7358	20039	33117	1.01	1.3E+00	P24540	SWISSPROT	ACYLPHOSPHATASE, ORGAN-COMMON TYPE ISOZYMES A AND B (ACYLPHOSPHATE PHOSPHOHYDROLASE)
8197	20891	34029	1.28	1.3E+00	AJ009812.1	NT	Sus scrofa pig gene
8346	21039	34176	2.78	1.3E+00	BE963378.2	EST_HUMAN	601657145R1 NIH_MGC_97 Homo sapiens cDNA clone IMAGE:3866195 3'
8459	21151	34294	0.86	1.3E+00	BE974280.1	EST_HUMAN	601680250R2 NIH_MGC_83 Homo sapiens cDNA clone IMAGE:3950532 3'
8611	21303		1.78	1.3E+00	8910247	NT	Homo sapiens GL004 protein (GL004), mRNA
8689	21381	34525	0.79	1.3E+00	A1927628.1	EST_HUMAN	wc85e07.x1 NCI_CGAP_Kid11 Homo sapiens cDNA clone IMAGE:2462100 3'
9415	22093		5.24	1.3E+00	AF042084.1	NT	Homo sapiens heparan glucosaminyl N-deacetylase/N-sulfotransferase-2 gene, complete cds
9424	22102	35273	2.56	1.3E+00	X72019.1	NT	S.alba phr-1 mRNA for photolyase
9424	22102	35274	2.86	1.3E+00	X72019.1	NT	S.alba phr-1 mRNA for photolyase
9524	22177	35361	0.95	1.3E+00	AF059250.1	NT	Homo sapiens lipoxigenase (ALOX12B) mRNA, complete cds
9569	22222	35407	1.56	1.3E+00	O00754	SWISSPROT	LYSOSOMAL ALPHA-MANNOSIDASE PRECURSOR (MANNOSIDASE, ALPHA B) (LYSOSOMAL ACID ALPHA-MANNOSIDASE) (LAMMAN)
9651	22303	35498	1.14	1.3E+00	A1927629.1	EST_HUMAN	wc85e07.x1 NCI_CGAP_Kid11 Homo sapiens cDNA clone IMAGE:2462100 3'
9726	22377	35578	0.79	1.3E+00	AJ223962.1	NT	Lactococcus lactis cremoris NCDO-1hv1 chromosomal inversion junction DNA
9726	22377	35579	0.79	1.3E+00	AJ223962.1	NT	Lactococcus lactis cremoris NCDO-1hv1 chromosomal inversion junction DNA
9766	22417	35624	4.53	1.3E+00	BE963378.2	EST_HUMAN	601657145R1 NIH_MGC_97 Homo sapiens cDNA clone IMAGE:3866195 3'
9826	22477		0.48	1.3E+00	A1659944.1	EST_HUMAN	ig77a12.x1 NCI_CGAP_U11 Homo sapiens cDNA clone IMAGE:2214814 3' similar to gb.X14723 CLUSTERIN PRECURSOR (HUMAN);
10050	22698	35913	0.48	1.3E+00	AF061251.1	NT	Escherichia coli serotype O157:H7 O antigen gene cluster
10050	22698	35914	0.46	1.3E+00	AF061251.1	NT	Escherichia coli serotype O157:H7 O antigen gene cluster
10113	22761	36974	1.62	1.3E+00	AE004392.1	NT	Vibrio cholerae chromosome II, section 49 of 63 of the complete chromosome
10130	22778	35991	1.35	1.3E+00	M29953.1	NT	Campylobacter jejuni kenamycin phosphotransferase (ephA-7) gene, complete cds
10483	23129		0.82	1.3E+00	AL166302.2	NT	Homo sapiens chromosome 21 segment HS21C102
10511	23157	36383	0.45	1.3E+00	A1990846.1	EST_HUMAN	wc32e10.x1 NCI_CGAP_G06 Homo sapiens cDNA clone IMAGE:2498922 3' similar to SW:TRXB_HUMAN Q18881 THIOREDOXIN REDUCTASE ;
10592	23286		4.6	1.3E+00	Q14117	SWISSPROT	DIHYDROPYRIMIDINASE (DHPASE) (HYDANTOINASE) (DHP)

Page 22 of 536  
Table 4  
Single Exon Probes Expressed in Brain

Probe SEQ ID NO:	Exon SEQ ID NO:	ORF SEQ ID NO:	Expression Signal	Most Similar (Top) Hit BLAST E Value	Top Hit Accession No.	Top Hit Database Source	Top Hit Descriptor
10822	23506	36744	1.93	1.3E+00	P25299	SWISSPROT	MRNA 3'-END PROCESSING PROTEIN RNA15
10848	23528	36772	2.01	1.3E+00	Z18892.2	NT	Mus musculus desmin gene
11307	23666		1.8	1.3E+00	AW274791.1	EST_HUMAN	xp09e03.x1 NCI_CGAP_HNB Homo sapiens cDNA clone IMAGE:2739868 3'
11527	24127	37433	3.21	1.3E+00	D2042.1	NT	Human mRNA for KIAA0085 gene, partial cds
11624	24221	37544	3.16	1.3E+00	Z98682.1	NT	Bacillus subtilis genomic DNA 23.9kB fragment
12210	24675		2.64	1.3E+00	AF187873.1	NT	Cavia porcellus inwardly-rectifying potassium channel Kir2.2 (KCNJ12) gene, complete cds
12386	24780	31035	6.3	1.3E+00	BF348043.1	EST_HUMAN	602023785FT NCI_CGAP_Birn67 Homo sapiens cDNA clone IMAGE:4158462 5'
12397	25153		2.73	1.3E+00	P33484	SWISSPROT	E1 GLYCOPROTEIN PRECURSOR (MATRIX GLYCOPROTEIN) (MEMBRANE GLYCOPROTEIN)
12489	24848		2.15	1.3E+00	AF187035.1	EST_HUMAN	Stumira liliium cytochrome b gene, complete cds; mitochondrial gene for mitochondrial product
635	13414	26050	11.05	1.2E+00	AA676246.1	EST_HUMAN	Z122308.s1 Soares_fetal_liver_spleen_1N1FLS_S1 Homo sapiens cDNA clone IMAGE:431635 3'
804	13576	26239	0.87	1.2E+00	P05228	SWISSPROT	HISTIDINE-RICH PROTEIN PRECURSOR (CLONE PFHRP-II)
804	13576	26240	0.87	1.2E+00	P05228	SWISSPROT	HISTIDINE-RICH PROTEIN PRECURSOR (CLONE PFHRP-III)
804	13576	26241	0.87	1.2E+00	P05228	SWISSPROT	HISTIDINE-RICH PROTEIN PRECURSOR (CLONE PFHRP-III)
868	13627		1.35	1.2E+00	8924234	NT	Homo sapiens hypothetical protein PRO3077 (PRO3077), mRNA
1138	13893	26554	5.64	1.2E+00	AF080245.2	NT	Elaeis oleifera sesquiterpene synthase mRNA, complete cds
1183	13935	26800	1.26	1.2E+00	AJ252242.1	NT	pea seed-borne mosaic virus complete genome
1183	13935	26801	1.26	1.2E+00	AJ252242.1	NT	pea seed-borne mosaic virus complete genome
2003	14739	27463	1.22	1.2E+00	AF140631.1	NT	Homo sapiens G-protein coupled receptor 14 (GPR14) gene, complete cds
3108	15673	28512	1.24	1.2E+00	AB020681.1	NT	Homo sapiens mRNA for KIAA0874 protein, partial cds
3163	15926	28573	6.98	1.2E+00	AL161563.2	NT	Arabidopsis thaliana DNA chromosome 4, contig fragment No. 63
3163	15926	28574	5.98	1.2E+00	AL161563.2	NT	Arabidopsis thaliana DNA chromosome 4, contig fragment No. 63
3280	16041		2.59	1.2E+00	P54910	SWISSPROT	CONJUGAL TRANSFER PROTEIN TRBE PRECURSOR
3699	16452	29091	6.69	1.2E+00	U759002.1	NT	Mus musculus subtilisin-like serine protease LPC (PC7) gene, exons 1 to 9, partial cds
3667	16716	29354	1.78	1.2E+00	BF937570.1	EST_HUMAN	MFR0-FT0176-050900-203-g06_1 FT0175 Homo sapiens cDNA
4266	16710	28766	1.11	1.2E+00	AF188740.1	NT	Homo sapiens LHX3 gene, intron 2
4438	17174		1.57	1.2E+00	M87060.1	NT	Rattus rattus cardiac AEB3 gene, exons 1-23
4487	17222	29850	0.96	1.2E+00	AL161509.2	NT	Arabidopsis thaliana DNA chromosome 4, contig fragment No. 21
4523	17258	29892	1.89	1.2E+00	AF156495.1	NT	Homo sapiens post-synaptic density 95 (DLG4) gene, complete cds
4548	17283		6.43	1.2E+00	Y09200.1	NT	T. pinnaatum chloroplast rbcL gene, partial
5351	18154	30836	1.1	1.2E+00	U20760.1	NT	Human extracellular calcium-sensing receptor mRNA, complete cds
5467	18268	31158	1.91	1.2E+00	AW815276.1	EST_HUMAN	MR3-ST0191-140200-013-c05 ST0191 Homo sapiens cDNA
5784	18575	31504	0.83	1.2E+00	AF016052.1	NT	Homo sapiens zinc finger protein ZNF191 (ZNF191) gene, complete cds
6060	18840	31801	2.51	1.2E+00	X74885.1	NT	D.hydei a1 repeat cluster DNA, fragment D
6119	18897	31885	4.42	1.2E+00	BE003113.1	EST_HUMAN	QV4-BN0090-270400-190-e03 BN0090 Homo sapiens cDNA

Page 23 of 536  
Table 4  
Single Exon Probes Expressed in Brain

Probe SEQ ID NO:	Exon SEQ ID NO:	ORF SEQ ID NO:	Expression Signal	Most Similar (Top) Hit BLAST E Value	Top Hit Accession No.	Top Hit Database Source	Top Hit Descriptor
6198	18974	31951	1.54	1.2E+00	X89084.1	NT	C.glutamicum pla gene and ackA gene
6198	18974	31952	1.54	1.2E+00	X89084.1	NT	C.glutamicum pla gene and ackA gene
6241	19015	31989	39.54	1.2E+00	AA759254.1	EST_HUMAN	eh84g12.s1 Soares_testis_NHT Homo sapiens cDNA clone 1322374 3'
6342	19112	32101	0.55	1.2E+00	N33295.1	EST_HUMAN	yy93b12.s1 Soares melanocyte 2NbrHM Homo sapiens cDNA clone IMAGE:273599 3' similar to 9pJM87935HUMAALLU472 Human carcinoma cell-derived Alu RNA transcript, (rRNA); gb:J04970 CARBOXYPEPTIDASE M PRECURSOR (HUMAN);
6408	19177	32176	0.88	1.2E+00	P17671	SWISSPROT	ECDYSONE-INDUCIBLE PROTEIN E75-A
6412	19180	32179	2.06	1.2E+00	AW813276.1	EST_HUMAN	MR3-ST0191-140200-013-c05 ST0191 Homo sapiens cDNA
6815	19476	32498	1.17	1.2E+00	AB029010.1	NT	Homo sapiens mRNA for KIAA1087 protein, partial cds
6829	19480	32512	3.11	1.2E+00	AJ002141.1	NT	Mus musculus DSPP gene
7163	19840	33044	0.94	1.2E+00	AJ271735.1	NT	Homo sapiens Xq pseudautosomal region; segment 1/2
7282	25108	33044	4.86	1.2E+00	AV734585.1	EST_HUMAN	AV734585 cda Homo sapiens cDNA clone cDAAFH03 5'
7650	20220	33323	2.49	1.2E+00	X74207.1	NT	L.lactis pyrD and pyrF genes
7603	20266	33378	0.56	1.2E+00	J05218.1	NT	Chicken muscarinic acetylcholine receptor (cm4 mAChR) gene, complete cds
7715	20378	33492	0.56	1.2E+00	BE787646.1	EST_HUMAN	801481761F1 NIH_MGC_68 Homo sapiens cDNA clone IMAGE:3894270 5'
8467	21159	34302	3.32	1.2E+00	AB033030.1	NT	Homo sapiens mRNA for KIAA1204 protein, partial cds
8561	21253	34391	0.68	1.2E+00	P38427	SWISSPROT	ALPHA,ALPHA-TREHALOSE-PHOSPHATE SYNTHASE [UDP-FORMING] 123 KD SUBUNIT (TREHALOSE-6-PHOSPHATE SYNTHASE) (UDP-GLUCOSE-GLUCOSEPHOSPHATE GLUCOSYLTRANSFERASE)
8775	21487	34768	0.51	1.2E+00	7708271	NT	Homo sapiens CGI-30 protein (LOC51611), mRNA
8923	21614	34768	1.87	1.2E+00	AW377210.1	EST_HUMAN	MR2-CT0222-201099-001-e07 CT0222 Homo sapiens cDNA
9138	21826	34991	0.5	1.2E+00	H48599.1	EST_HUMAN	yy80a08.1 Soares fetal liver spleen 1NFLS Homo sapiens cDNA clone IMAGE:202066 5'
9298	21865	35138	3.76	1.2E+00	Z32850.1	NT	R.communis gene for pyrophosphate-dependent phosphofructokinase beta subunit
9505	22168	35339	1.81	1.2E+00	D11745.1	EST_HUMAN	HUMHM01A01 Liver HepG2 cell line. Homo sapiens cDNA clone hm01a01
9831	22482	35984	2.86	1.2E+00	X56832.1	NT	H.sapiens ENO3 gene for muscle specific enolase
10224	22872	37314	0.73	1.2E+00	AB008666.1	NT	Homo sapiens kltho gene, exon 1
11318	24009	37314	3.78	1.2E+00	AW817817.1	EST_HUMAN	PM0-ST0264-161199-001-d01 ST0264 Homo sapiens cDNA
11397	24045	36434	10.62	1.2E+00	BE160761.1	EST_HUMAN	PM1-HT0422-160200-007-g10 HT0422 Homo sapiens cDNA
11435	23202	30817	4.36	1.2E+00	U80147.1	NT	Rattus norvegicus synapse-associated protein 102 mRNA, complete cds
12179	26227	30817	17.06	1.2E+00	AL163203.2	NT	Homo sapiens chromosome 21 segment HS21C003
12199	24667	25876	2.8	1.2E+00	AF001515.1	NT	Bacillus halodurans genomic DNA, section 9/14
451	13237	27200	1.53	1.1E+00	D86980.1	NT	Human mRNA for KIAA0227 gene, partial cds
1757	14499	27200	1.33	1.1E+00	AW995393.1	EST_HUMAN	QV0-BN0042-170300-163-g12 BN0042 Homo sapiens cDNA
1892	14629	27339	0.98	1.1E+00	AW575889.1	EST_HUMAN	UJHF-BR0p-ekj-f-02-U.J1.s1 NIH_MGC_52 Homo sapiens cDNA clone IMAGE:3074834 3'

Page 24 of 536  
Table 4  
Single Exon Probes Expressed In Brain

Probe SEQ ID NO:	Exon SEQ ID NO:	ORF SEQ ID NO:	Expression Signal	Most Similar (Top) Hit BLAST E Value	Top Hit Accession No.	Top Hit Database Source	Top Hit Descriptor
3324	16084	28734	6.48	1.1E+00	AL163213.2	NT	Homo sapiens chromosome 21 segment HS21C013
3324	16084	28735	6.48	1.1E+00	AL163213.2	NT	Homo sapiens chromosome 21 segment HS21C013
3480	16236	28892	1.11	1.1E+00	8922641	NT	Homo sapiens hypothetical protein FLJ10749 (FLJ10749), mRNA
3567	16322	28970	1.01	1.1E+00	A1808360.1	EST_HUMAN	wf54h11.x1 Soares_NFL_T_GBC_S1 Homo sapiens cDNA clone IMAGE:2359461 3' similar to SW:P531_HUMAN Q12888 P53-BINDING PROTEIN 33BP1;
3707	16460	29098	1.05	1.1E+00	AE003886.1	NT	Xyella fastidiosa, section 32 of 229 of the complete genome
3707	16460	29099	1.05	1.1E+00	AE003886.1	NT	Xyella fastidiosa, section 32 of 229 of the complete genome
3798	16550		1.02	1.1E+00	X85374.1	NT	H.parahaemolyticus hphIM(A), hphIM(C), hphIR and menB genes
4190	16931		5.69	1.1E+00	5836331	NT	R.unicornis complete mitochondrial genome
4634	17369		0.81	1.1E+00	U34992.1	NT	Carcharias plumbeus Ig lambda light chain gene, complete cds
4934	17662	30272	3.45	1.1E+00	U18466.1	NT	African swine fever virus, complete genome
4935	17663	30273	1.05	1.1E+00	AJ271740.1	NT	Drosophila melanogaster D-Titin gene, exons 1-37
5129	17847	30464	1.07	1.1E+00	6680080	NT	Homo sapiens putative GR6 protein (GR6), mRNA
5224	18031	30657	1.39	1.1E+00	6978530	NT	Rattus norvegicus Aquaporin 4 (Aqp4), mRNA
5528	18324	31225	15.75	1.1E+00	BE860184.1	EST_HUMAN	601662776R1 NIH_MGC_58 Homo sapiens cDNA clone IMAGE:3825835 3'
5545	18342	31250	1.2	1.1E+00	A1139582.1	EST_HUMAN	qd85c03.x1 Soares_testis_NHT Homo sapiens cDNA clone IMAGE:1736260 3'
6001	18782	31743	1.1	1.1E+00	11419739	NT	Homo sapiens solute carrier family 6 (neurotransmitter transporter), member 14 (SLC6A14), mRNA
6181	18958	31932	0.62	1.1E+00	AF187881.1	NT	Macgregoria pulchra cytochrome b gene, complete cds; mitochondrial gene for mitochondrial product
6313	19084	32069	0.82	1.1E+00	R06037.1	EST_HUMAN	y889e03.r1 Soares fetal liver spleen 1NFLS Homo sapiens cDNA clone IMAGE:124924 5'
6816	19379	32394	0.72	1.1E+00	AJ404004.1	NT	Mus musculus mRNA for ER protein 58 (EP58 gene)
7155	19842		0.58	1.1E+00	AF101081.1	NT	Homo sapiens collagen type XI alpha-1 (COL11A1) gene, exons 25 through 28
7196	19852	32958	0.72	1.1E+00	X55981.1	NT	Maize mRNA for enolase (2-phospho-D-glycerate hydrolase)
7369	20089	33146	2.18	1.1E+00	Z72838.1	NT	Herpes simplex virus type 1 (strain KOS) UL41 gene
7389	20088	33147	2.18	1.1E+00	Z72838.1	NT	Herpes simplex virus type 1 (strain KOS) UL41 gene
7411	20088	33172	8.84	1.1E+00	AL161586.2	NT	Arabidopsis thaliana DNA chromosome 4, contig fragment No. 84
7480	25115	33247	0.8	1.1E+00	11967960	NT	Mus musculus silent mating type information regulation 2, (S.carevisiae, homolog)-like (Sir2), mRNA
8032	20727	33860	3.01	1.1E+00	BF693996.1	EST_HUMAN	602082582F1 NIH_MGC_81 Homo sapiens cDNA clone IMAGE:4246628 5'
8120	20814	33950	0.64	1.1E+00	A1478399.1	EST_HUMAN	fm39h11.x1 NCI_CGAP_KM11 Homo sapiens cDNA clone IMAGE:2160549 3'
8636	21328	34471	0.71	1.1E+00	AB003086.1	NT	Aceabularia caliculus mitochondrial COX-like gene
8714	21406	34549	0.75	1.1E+00	S80750.1	NT	VH-anti-cytomegalovirus glycoprotein B antibody 4D4 heavy chain variable region [human, mRNA Partial, 375 nt]

Single Exon Probes Expressed in Brain

Probe SEQ ID NO:	Exon SEQ ID NO:	ORF SEQ ID NO:	Expression Signal	Most Similar (Top) Hit BLAST E Value	Top Hit Accession No.	Top Hit Database Source	Top Hit Descriptor
8824	21518	34661	0.45	1.1E+00	A1079946.1	EST_HUMAN	cc2405.x1 Soares_NHMPu_S1 Homo sapiens cDNA clone IMAGE:1677249 3'
9337	20408		0.69	1.1E+00	BE384876.1	EST_HUMAN	601276278F1 NIH_MGC_20 Homo sapiens cDNA clone IMAGE:3617418 5'
9528	22181	35365	0.53	1.1E+00	A1245772.1	NT	Mus musculus mRNA for stretch responsive muscle (X-chromosome) protein (Srmx gene)
9680	22233		1.2	1.1E+00	Y12227.1	NT	Arabidopsis thaliana DNA, 24 kb surrounding PFL locus
9672	22324	35520	1.14	1.1E+00	L76301.1	NT	Yersinia pseudotuberculosis psaE, psaF, adhesin (psaA), chaperone (psaB), and usher (psaC) genes, complete cds
9732	22383	35585	1.37	1.1E+00	AB023151.1	NT	Homo sapiens mRNA for KIAA0934 protein, partial cds
9837	22468	35690	4.59	1.1E+00	AL161515.2	NT	Arabidopsis thaliana DNA chromosome 4, contig fragment No. 27
9898	22548	35742	18.34	1.1E+00	6754021	NT	Mus musculus guanine nucleotide binding protein (G protein), gamma 3 subunit (Gng3), mRNA
10398	23044	36260	1.1	1.1E+00	P73769	SWISSPROT	DNA MISMATCH REPAIR PROTEIN MUTS
10504	23160	36375	0.73	1.1E+00	A1878921.1	EST_HUMAN	au51c11.y1 Schneider fetal brain 00004 Homo sapiens cDNA clone IMAGE:2518282 5' similar to gb:D10522
10547	23243	36478	2.25	1.1E+00	11087394	NT	Human mRNA for 80K-L protein, complete cds. (HUMAN); Homo sapiens KIAA0628 gene product (KIAA0628), mRNA
10606	23300		3.1	1.1E+00	AF068942.1	NT	Klebsiellidium fluitans cytochrome c oxidase subunit 2 (cox2) gene, mitochondrial gene encoding mitochondrial protein, partial cds
11023	23695	36958	1.28	1.1E+00	11498596	NT	Homo sapiens potassium inwardly-rectifying channel, subfamily J, member 11 (KCNJ11), mRNA
11026	23698	36961	1.58	1.1E+00	L16877.1	NT	Homo sapiens cytochrome P4502C9 (CYP2C9) gene, 5' flank and exon 1
11042	17901		5.23	1.1E+00	8922973	NT	Homo sapiens hypothetical protein FLJ11280 (FLJ11280), mRNA
11048	23718	36988	3.68	1.1E+00	AF012862.1	NT	Petrosselinum crispum cytosolic glucose-6-phosphate dehydrogenase 1 (c66PDH1) mRNA, complete cds
11048	23718	36989	3.68	1.1E+00	AF012862.1	NT	Petrosselinum crispum cytosolic glucose-6-phosphate dehydrogenase 1 (c66PDH1) mRNA, complete cds
11328	24019	37323	4.58	1.1E+00	A1809899.1	EST_HUMAN	wf76e11.x1 Soares_NFL_T_GBC_S1 Homo sapiens cDNA clone IMAGE:2361548 3'
11561	24160	37470	1.63	1.1E+00	D89501.1	NT	Human PBI gene, complete cds
11561	24160	37471	1.63	1.1E+00	D89501.1	NT	Human PBI gene, complete cds
12153	24639		3.68	1.1E+00	P07886	SWISSPROT	LOW TEMPERATURE ESSENTIAL PROTEIN
12250	24697	31078	1.93	1.1E+00	AF216698.1	NT	Taenia solium immunogenic protein Ts76 mRNA, partial cds
12378	25225		2.09	1.1E+00	AF234169.1	NT	Dicyostelium discoideum isopentenyl pyrophosphate isomerase (Dipi) mRNA, complete cds
12398	25200		1.44	1.1E+00	8393199	NT	Rattus norvegicus C-reactive protein, member of the pentraxin family (Crp), mRNA
97	12923		2.46	1.0E+00	U23808.1	NT	Xenopus laevis rhodopsin gene, complete cds
111	12932	26568	0.73	1.0E+00	D88425.1	NT	Cavia cobaya mRNA for serine/threonine kinase, complete cds
409	13194		2.25	1.0E+00	AB021684.1	NT	Marchantia polymorpha genes for 26S rRNA, 5S rRNA, 16S rRNA, 6.8S rRNA and 26S rRNA
562	13344	25971	1.2	1.0E+00	A1251680.1	NT	Giardia tigrina mRNA for homeodomain transcription factor (so gene)
662	13438	26078	4.38	1.0E+00	AL165218.2	NT	Homo sapiens chromosome 21 segment HS21C018

Page 26 of 536  
Table 4

Single Exon Probes Expressed in Brain

Probe SEQ ID NO:	Exon SEQ ID NO:	ORF SEQ ID NO:	Expression Signal	Most Similar (Top) Hit BLAST E Value	Top Hit Accession No.	Top Hit Database Source	Top Hit Descriptor
663	13439		0.95	1.0E+00	AF125984.1	NT	Aedes aegypti mucin-like protein MUC1 mRNA, complete cds
1365	15567		3.03	1.0E+00	X80416.1	NT	V.carteri Algal-CAM mRNA
1751	14493	27193	0.93	1.0E+00	AB006531.1	NT	Plautia stali Intestine virus RNA for nonstructural polyprotein, capsid protein precursor, complete cds
2489	15208	27947	1.18	1.0E+00	P48355	SWISSPROT	DNA GYRASE SUBUNIT B
2489	15206	27948	1.18	1.0E+00	P48355	SWISSPROT	DNA GYRASE SUBUNIT B
2878	15645	28287	3.82	1.0E+00	P24008	SWISSPROT	3-OXO-5-ALPHA-STEROID 4-DEHYDROGENASE 1 (STEROID 5-ALPHA-REDUCTASE 1) (SR TYPE 1)
2878	15645	28288	3.82	1.0E+00	P24008	SWISSPROT	3-OXO-5-ALPHA-STEROID 4-DEHYDROGENASE 1 (STEROID 5-ALPHA-REDUCTASE 1) (SR TYPE 1)
2967	15733		1.17	1.0E+00	O14226	SWISSPROT	HYPOTHETICAL 67.9 KD PROTEIN C6F12.08C IN CHROMOSOME 1
3194	15957	28609	1.24	1.0E+00	AA628453.1	EST_HUMAN	af26g08.s1 Soares_total_fetus_Nb2Hf8_9w Homo sapiens cDNA clone IMAGE:1032830 3' similar to WP_C42D8.3 CE04204 ; contains element MER22 MER22 repetitive element ;
3685	12923		1.24	1.0E+00	U23808.1	NT	Xenopus laevis rhodopsin gene, complete cds
3689	16422	29063	1.04	1.0E+00	AJ223816.1	NT	Agaricus bisporus mRNA for tyrosinase
4050	16795	29424	0.76	1.0E+00	AF223391.1	NT	Homo sapiens calcium channel alpha1E subunit (CACNA1E) gene, exons 7-49, and partial cds, alternatively spliced
4242	16983		0.79	1.0E+00	8922245	NT	Homo sapiens hypothetical protein FLJ10139 (FLJ10139), mRNA
4954	17880		0.93	1.0E+00	D10852.1	NT	Rattus norvegicus mRNA for N-acetylglucosaminyltransferase III, complete cds
4975	17698	30306	0.74	1.0E+00	AF092505.1	NT	Mus musculus dipeptidyl aminopeptidase-like protein 6 (Dpp6) gene, partial cds; and proximal Rump white inversion breakpoint
5200	18008	30629	3.53	1.0E+00	Z97022.1	NT	Hordeum vulgare gene encoding cysteine proteinase
5759	18551	31472	4.87	1.0E+00	AF248054.1	NT	Bos taurus micromolar calcium activated neutral protease 1 (CAPN1) gene, exons 11-20, and partial cds
5759	18551	31473	4.97	1.0E+00	AF248054.1	NT	Bos taurus micromolar calcium activated neutral protease 1 (CAPN1) gene, exons 11-20, and partial cds
5997	18654	31595	1.53	1.0E+00	Z97941.2	NT	Arabidopsis thaliana DNA chromosome 4, ESSA1 FCA config fragment No. 6
6024	18804	31785	4.7	1.0E+00	P04501	SWISSPROT	FIBER PROTEIN
6030	18810	31770	1.49	1.0E+00	AW452782.1	EST_HUMAN	UI-H-BI3-ak-4-09-Q.U.s1 NCJ_CGAP_Sub5 Homo sapiens cDNA clone IMAGE:3068969 3'
6397	18166	32168	1.95	1.0E+00	U75902.1	NT	Mus musculus subtilisin-like serine protease LPC (PC7) gene, exons 1 to 9, partial cds
6447	19215	32213	0.91	1.0E+00	AF104689.1	NT	Homo sapiens cell cycle protein (P26G4) gene, exons 2 through 5
6554	18300		1.06	1.0E+00	P46506	SWISSPROT	SRB-11 PROTEIN
6678	18596	32634	1.33	1.0E+00	Y11204.1	NT	V.carteri gene encoding valoxapsin



Page 27 of 536  
Table 4

Single Exon Probes Expressed in Brain

Probe SEQ ID NO:	Exon SEQ ID NO:	ORF SEQ ID NO:	Expression Signal	Most Similar (Top) Hit BLAST E Value	Top Hit Accession No.	Top Hit Database Source	Top Hit Descriptor
7038	19730	32788	1.09	1.0E+00	S52770.1	NT	Insulin-like growth factor-binding protein 4 [cattle, pulmonary artery endothelial cells, mRNA, 2028 nt] B-CELL RECEPTOR CD22 PRECURSOR (LEU-14) (B-LYMPHOCYTE CELL ADHESION MOLECULE) (BL-CAM)
7378	20058		9.29	1.0E+00	P20273	SWISSPROT	Homo sapiens endothelin-converting enzyme 2 (ECE2) mRNA, complete cds
7611	20277	33385	1.56	1.0E+00	AF192531.1	NT	Homo sapiens lung (#937210) Homo sapiens cDNA clone IMAGE:888791 3'
7626	20292	33401	5.26	1.0E+00	AA775191.1	EST_HUMAN	601443950F1 NIH_MGC_65 Homo sapiens cDNA clone IMAGE:3848005 5'
7861	20556	33661	1.36	1.0E+00	BE868267.1	EST_HUMAN	601443950F1 NIH_MGC_65 Homo sapiens cDNA clone IMAGE:3848005 5'
7861	20556	33662	1.36	1.0E+00	BE868267.1	EST_HUMAN	Rattus norvegicus mRNA for N-acetylglucosaminyltransferase III, complete cds
8041	17680		1.19	1.0E+00	D10852.1	NT	PEROXISOMAL HYDRATASE-DEHYDROGENASE-EPIMERASE (HDE) (MULTIFUNCTIONAL BETA-OXIDATION PROTEIN) (MFP) [INCLUDES: 2-ENOYL-COA HYDRATASE ; D-3-HYDROXYACYL COA DEHYDROGENASE]
8248	20942	34079	2.02	1.0E+00	Q02207	SWISSPROT	PEROXISOMAL HYDRATASE-DEHYDROGENASE-EPIMERASE (HDE) (MULTIFUNCTIONAL BETA-OXIDATION PROTEIN) (MFP) [INCLUDES: 2-ENOYL-COA HYDRATASE ; D-3-HYDROXYACYL COA DEHYDROGENASE]
8248	20942	34080	2.02	1.0E+00	Q02207	SWISSPROT	UBIQUITIN CARBOXYL-TERMINAL HYDROLASE 11 (UBIQUITIN THIOLESTERASE 11) (UBIQUITIN-SPECIFIC PROCESSING PROTEASE 11) (DEUBIQUITINATING ENZYME 11)
8376	21069		0.95	1.0E+00	P51784	SWISSPROT	UBIQUITIN CARBOXYL-TERMINAL HYDROLASE 16 (UBIQUITIN THIOLESTERASE 16) (UBIQUITIN-SPECIFIC PROCESSING PROTEASE 16) (DEUBIQUITINATING ENZYME 16) (UBIQUITIN-PROCESSING PROTEASE UBP-M)
8408	21101	34237	0.5	1.0E+00	Q9Y5T5	SWISSPROT	UBIQUITIN CARBOXYL-TERMINAL HYDROLASE 16 (UBIQUITIN THIOLESTERASE 16) (UBIQUITIN-SPECIFIC PROCESSING PROTEASE 16) (DEUBIQUITINATING ENZYME 16) (UBIQUITIN-PROCESSING PROTEASE UBP-M)
8408	21101	34238	0.6	1.0E+00	Q9Y5T5	SWISSPROT	UBIQUITIN CARBOXYL-TERMINAL HYDROLASE 16 (UBIQUITIN THIOLESTERASE 16) (UBIQUITIN-SPECIFIC PROCESSING PROTEASE 16) (DEUBIQUITINATING ENZYME 16) (UBIQUITIN-PROCESSING PROTEASE UBP-M)
8436	28122		2.34	1.0E+00	BE147331.1	EST_HUMAN	RC1-HT0229-181099-011-e06 HT0229 Homo sapiens cDNA
8476	21168	34312	0.88	1.0E+00	U42720.2	NT	Simian immunodeficiency virus Gag protein (gag) gene, complete cds; Pol protein (pol) gene, partial cds; and Vif protein (vif), Vpr protein (vpr), Tat protein (tat), Rev protein (rev), Vpu protein (vpu), Env protein (env), and Nef protein (nef) genes. >
8629	21317	34459	1.27	1.0E+00	M38427.1	NT	Nef protein (nef) genes. >
9171	21841	35006	2.43	1.0E+00	BE907592.1	EST_HUMAN	Human immunodeficiency virus type 1 (HIV-1), isolate SF33,
9381	22043	36216	1.69	1.0E+00	6763429	NT	Human immunodeficiency virus type 1 (HIV-1), isolate SF33,
9381	22043	36216	1.69	1.0E+00	6763429	NT	Human immunodeficiency virus type 1 (HIV-1), isolate SF33,
9510	22163	35345	1.83	1.0E+00	AV689554.1	EST_HUMAN	601497681F1 NIH_MGC_70 Homo sapiens cDNA clone IMAGE:3899421 5'
9516	22169	35351	1.43	1.0E+00	U44952.1	NT	Mus musculus chloride channel calcium activated 1 (Clca1), mRNA
9516	22169	35352	1.43	1.0E+00	U44952.1	NT	Mus musculus chloride channel calcium activated 1 (Clca1), mRNA

Page 28 of 536  
Table 4  
Single Exon Probes Expressed in Brain

Probe SEQ ID NO:	Exon SEQ ID NO:	ORF SEQ ID NO:	Expression Signal	Most Similar (Top) Hit BLAST E Value	Top Hit Accession No.	Top Hit Database Source	Top Hit Descriptor
9753	22404	35609	0.49	1.0E+00	X15498.1	NT	Human Coronavirus gene for membrane protein
9763	22404	35610	0.49	1.0E+00	X15498.1	NT	Human Coronavirus gene for membrane protein
10012	22660	35876	0.71	1.0E+00	5174562	NT	Homo sapiens MHC binding factor, beta (MHCBBFB) mRNA
10012	22660	35876	0.71	1.0E+00	5174562	NT	Homo sapiens MHC binding factor, beta (MHCBBFB) mRNA
10104	22752	35968	0.81	1.0E+00	A1077920.1	EST_HUMAN	cy15d07.s1 Soares_senescent_fibroblasts_NbHSF Homo sapiens cDNA clone IMAGE:1669801 3'
10225	22873	36085	4.36	1.0E+00	AV758825.1	EST_HUMAN	AV758825 BM Homo sapiens cDNA clone BMAFWC04 5'
10375	23021	36237	16.16	1.0E+00	AA004982.1	EST_HUMAN	Z194a02.r1 Soares_fetal_liver_spleen_1NFLS_S1 Homo sapiens cDNA clone IMAGE:428906 5'
10375	23021	36238	16.16	1.0E+00	AA004982.1	EST_HUMAN	Z194a02.r1 Soares_fetal_liver_spleen_1NFLS_S1 Homo sapiens cDNA clone IMAGE:428906 5'
10407	23053	36270	1.1	1.0E+00	L11910.1	NT	Human retinoblastoma susceptibility gene exons 1-27, complete cds
10893	23573	36823	4.57	1.0E+00	S90825.1	NT	PBR1-proline-rich protein (htron 3) [human, Genomic, 898 nt]
11025	23687	36960	1.49	1.0E+00	AA701494.1	EST_HUMAN	Z633r11.s1 Soares_fetal_liver_spleen_1NFLS_S1 Homo sapiens cDNA clone IMAGE:435463 3' similar to contains Alu repetitive element; contains element MIER38 repetitive element;
11522	24122		1.59	1.0E+00	L47613.1	NT	P16a glauca EMB13 mRNA
11744	18008	30629	1.55	1.0E+00	Z97022.1	NT	Hordeum vulgare gene encoding cysteine proteinase
11838	24422	37763	12.29	1.0E+00	Q60019	SWISSPROT	NADH-UBIQUINONE OXIDOREDUCTASE CHAIN B (NADH DEHYDROGENASE 1, CHAIN B) (NDH-1, CHAIN B)
11868	24452	37784	1.38	1.0E+00	8626187	NT	Human adenovirus type 5, complete genome
12049	24568		3.01	1.0E+00	P15306	SWISSPROT	THROMBOMODULIN PRECURSOR (FETOMODULIN) (TM)
12370	24772		2.32	1.0E+00	AW876184.1	EST_HUMAN	EST368293 MAGE resequences, MAGN Homo sapiens cDNA
2643	15353	28097	1.19	9.9E-01	AF174585.1	NT	Homo sapiens chromosome 21 segment HS21C102
3591	16345		0.97	9.9E-01	P49657	NT	Apple mosaic virus RNA 2 putative polymerase gene, complete cds
5547	18344	31253	10.09	9.9E-01	P49657	SWISSPROT	SERINE/THREONINE PROTEIN KINASE MINIBRAIN
5778	18570	31498	0.83	9.9E-01	Q09632	SWISSPROT	PROBABLE OXIDOREDUCTASE ZK1290.5 IN CHROMOSOME II
9160	21830		1.37	9.9E-01	U65667.1	NT	Lycopodium esculentum putative M1 copy 1 nematode-resistance gene
8455	22005		2.18	9.9E-01	Q28842	SWISSPROT	B2 BRADYKININ RECEPTOR (BK-2 RECEPTOR)
10614	23308	38547	2.37	9.9E-01	AJ005029.1	NT	Danio rerio mRNA for Eph-like receptor tyrosine kinase rtk8
11592	24181	37508	2.3	9.9E-01	Y11872.1	NT	B.aphidicola 16S rDNA (host 1, subert)
11592	24181	37509	2.3	9.9E-01	Y11872.1	NT	B.aphidicola 16S rDNA (host 1, subert)
510	13294	25929	1.14	9.8E-01	P22567	SWISSPROT	AMINO-ACID ACETYLTRANSFERASE (N-ACETYLGLUTAMATE SYNTHASE) (AGS) (NAGS)
2295	15020		1.21	9.8E-01	AJ003108.1	NT	Callithrix jacchus UBE1 gene derived retroposon on the Y chromosome
2804	16509		1.01	9.8E-01	AF174644.1	NT	Xenopus laevis rac GTPase mRNA, complete cds
3781	16533	29171	0.92	9.8E-01	O87551	SWISSPROT	PROBABLE ENDONUCLEASE IV (ENDODEOXYRIBONUCLEASE IV)
7099	18788	32852	4.67	9.8E-01	AJ302158.1	NT	Enterobacteriaceae sp. JM983 partial groES gene for GroES-like protein and partial groEL gene for GroEL-like protein, isolate JMp83

Single Exon Probes Expressed in Brain

Probe SEQ ID NO:	Exon SEQ ID NO:	ORF SEQ ID NO:	Expression Signal	Most Similar (Top) Hit BLAST E Value	Top Hit Accession No.	Top Hit Database Source	Top Hit Descriptor
7099	19788	32853	4.67	9.8E-01	AJ302158.1	NT	Enterobacteriaceae sp. JM983 partial groES gene for GroES-like protein and partial groEL gene for GroEL-like protein, isolate JM983
7545	20215	33316	1.15	9.8E-01	BF034016.1	EST_HUMAN	601456337F1 NIH_MGC_66 Homo sapiens cDNA clone IMAGE:3860049 5'
7645	20216	33317	1.15	9.8E-01	BF034016.1	EST_HUMAN	601456337F1 NIH_MGC_66 Homo sapiens cDNA clone IMAGE:3860049 5'
8619	21311	34453	0.91	9.8E-01	P38662	SWISSPROT	PHOSPHOGLUCOMUTASE (GLUCOSE PHOSPHOMUTASE) (P-GM)
10336	22983		1.13	9.8E-01	AA825565.1	EST_HUMAN	601110258F1 NIH_MGC_16 Homo sapiens cDNA clone IMAGE:1371847 3'
10916	23596	36842	2.29	9.8E-01	BE268705.1	EST_HUMAN	601110258F1 NIH_MGC_16 Homo sapiens cDNA clone IMAGE:3350750 5'
10916	23598	36843	2.29	9.8E-01	BE258705.1	EST_HUMAN	601110258F1 NIH_MGC_16 Homo sapiens cDNA clone IMAGE:2272242 3'
11784	24355	37698	1.57	9.8E-01	AJ680876.1	EST_HUMAN	Homo sapiens X28 region near ALD locus containing dual specificity phosphatase 9 (DUSP9), ribosomal protein L18a (RPL18a), Ca2+/Calmodulin-dependent protein kinase I (CAMKI), creatine transporter (CRTR), CDM protein (CDM), adrenoleukodystrophy protein >
12258	24702		1.56	9.8E-01	U52111.2	NT	Drosophila melanogaster sodium channel protein (para) gene, exons 9,10,11,12 and optional segments b, c, d and e, partial cds
7058	18749	32812	2.28	9.7E-01	U28716.1	NT	Triticum aestivum stripe rust resistance protein Yr10 (Yr10) gene, complete cds
8401	21094	34230	1.68	9.7E-01	AF149112.1	NT	Salmonella typhimurium adenine-methyltransferase (mod) and restriction endonuclease (res)
8407	21100	34236	1.3	9.7E-01	MB0544.1	NT	UJ-H-BI4-act-e-07-C-UJ.st NCI_CGAP_Sub8 Homo sapiens cDNA clone IMAGE:3085140 3'
11123	23762		3.64	9.7E-01	BF511209.1	EST_HUMAN	PM2-UM0053-240300-005-f12 UM0053 Homo sapiens cDNA
4425	17161	28791	1.5	9.6E-01	AW768674.1	EST_HUMAN	Parvovirus B19 DNA, patient C, genome position 2448-2894
5687	18462	31376	3.77	9.6E-01	Z70556.1	NT	Parvovirus B19 DNA, patient C, genome position 2448-2894
5687	18462	31377	3.77	9.6E-01	Z70556.1	NT	Parvovirus B19 DNA, patient C, genome position 2448-2894
6648	19410	32424	0.61	9.6E-01	Z97341.2	NT	Arabidopsis thaliana DNA chromosome 4, ESSA1 FGA contig fragment No. 6
8291	20686		2.33	9.6E-01	X95275.1	NT	P.falciparum complete gene map of plastid-like DNA (IR-A)
8750	21442	34689	0.69	9.6E-01	L81138.1	NT	Rattus norvegicus (strain R21) Rps2r gene, complete cds
11503	24104	37416	3.47	9.6E-01	AV752605.1	EST_HUMAN	AV752605 NPD Homo sapiens cDNA clone NPDBAG06 5'
11503	24104	37417	3.47	9.6E-01	AV752605.1	EST_HUMAN	AV752605 NPD Homo sapiens cDNA clone NPDBAG06 5'
11952	24505		1.92	9.6E-01	11421722	NT	Homo sapiens centrosomal protein 2 (CEP2), mRNA
12558	25301	30710	2.18	9.6E-01	U91423.1	NT	Sphyrna tiburo NADH dehydrogenase subunit 2 (NADH2) gene, mitochondrial gene encoding mitochondrial protein, partial cds
2480	16198	27838	1.05	9.5E-01	7705591	NT	Homo sapiens CGI-125 protein (LOC51003), mRNA
2073	15382	28122	0.97	9.5E-01	Q02834	SWISSPROT	ENDOGLUCANASE I PRECURSOR (EGI) (ENDO-1,4-BETA-GLUCANASE) (CELLULASE I)
3762	16514	29150	2.04	9.5E-01	BE902340.1	EST_HUMAN	601675639F1 NIH_MGC_21 Homo sapiens cDNA clone IMAGE:3958473 5'
3762	16514	29151	2.04	9.5E-01	BE902340.1	EST_HUMAN	601675639F1 NIH_MGC_21 Homo sapiens cDNA clone IMAGE:3958473 5'
8889	21590	34730	0.69	9.5E-01	AI190162.1	EST_HUMAN	q657407.x1 Soares_testis_NHT Homo sapiens cDNA clone IMAGE:1793581 3'
9003	21693	34843	1.05	9.5E-01	AW561102.1	EST_HUMAN	RC1-CT0295-241189-011-602 CT0295 Homo sapiens cDNA

Single Exon Probes Expressed in Brain

Probe SEQ ID NO:	Exon SEQ ID NO:	ORF SEQ ID NO:	Expression Signal	Most Similar (Top) Hit BLAST E Value	Top Hit Accession No.	Top Hit Database Source	Top Hit Descriptor
11209	23872	37159	1.68	9.5E-01	BF21877.1	EST_HUMAN	601885163F1 NIH_MGC_57 Homo sapiens cDNA clone IMAGE:4103630 5'
11429	23196	36427	2.42	9.5E-01	AW293799.1	EST_HUMAN	UI-H-BJ2-ahp-4-03-0-UJ.s1 NCJ_CGAP_Sub4 Homo sapiens cDNA clone IMAGE:2727677 3'
11795	24385	37718	1.55	9.5E-01	167204.1	EST_HUMAN	ya53d04.s1 Soares fetal liver spleen 1NFLS Homo sapiens cDNA clone IMAGE:66631 3'
3196	15959		3.33	9.4E-01	AF165990.1	NT	Bartonella clarridgeiae RNA polymerase beta subunit (pobB) gene, partial cds
3212	15975		2.06	9.4E-01	AF080595.1	NT	Pimpinella brachycarpa zinc finger protein (ZFP1) mRNA, complete cds
8764	21456	34606	0.67	9.4E-01	M80724.1	NT	Human Fc-gamma-receptorIIA (FCGR2A) gene, exon 4
12202	24670		1.92	9.4E-01	BE781251.1	EST_HUMAN	601466703F1 NIH_MGC_67 Homo sapiens cDNA clone IMAGE:3869929 5'
12557	25219		1.79	9.4E-01	11418857	NT	Homo sapiens epidermal growth factor receptor (avian erythroblastic leukemia viral (v-erb-b) oncogene homolog) (EGFR), mRNA
1728	14468		1.05	9.3E-01	AF242382.1	NT	Homo sapiens phytenoyl-CoA hydroxylase (PHYH) gene, exon 5
2640	15351	28095	1.36	9.3E-01	BE071172.1	EST_HUMAN	RC5-BT0803-271199-011-B01 BT0503 Homo sapiens cDNA
4015	16761	29388	0.88	9.3E-01	M20219.1	NT	Bovine papillomavirus type 2, complete genome
4015	16761	29389	0.88	9.3E-01	M20219.1	NT	Bovine papillomavirus type 2, complete genome
5505	18303	31204	1.56	9.3E-01	AF213884.1	NT	Homo sapiens nuclear factor of kappa light polypeptide gene enhancer in B-cells 1 (NFKB1) gene, complete cds
5592	18388	31298	3.99	9.3E-01	L36189.1	NT	Spodoptera frugiperda methylentetrahydrofolate dehydrogenase mRNA, complete cds
7866	20661	33785	1.65	9.3E-01	AA847040.1	EST_HUMAN	oa09b03.s1 NCJ_CGAP_Ov2 Homo sapiens cDNA clone IMAGE:1385367
8713	21405		1.04	9.3E-01	AF061981.1	NT	Xenopus laevis CCCH zinc finger protein C3H-2 (C3H-2) mRNA, complete cds
8835	21527	34673	0.95	9.3E-01	AL161534.2	NT	Arabidopsis thaliana DNA chromosome 4, contig fragment No. 34
12681	24970		3.12	9.3E-01	AF271207.1	NT	Aedes triseriatus putative large subunit ribosomal protein rPL34 mRNA, complete cds
12802	25049		1.48	9.3E-01	U82671.2	NT	Homo sapiens chromosome Xq28 melanoma antigen family A2a (MAGEA2A), melanoma antigen family A12 (MAGEA12), melanoma antigen family A2b (MAGEA2B), melanoma antigen family A3 (MAGEA3), caltractin (CALT), NAD(P)H dehydrogenase-like protein (NSDHL), and LI>
3233	15995	28648	2.83	9.2E-01	BE622702.1	EST_HUMAN	601441338T1 NIH_MGC_72 Homo sapiens cDNA clone IMAGE:3916184.3'
4822	17553		0.97	9.2E-01	BF128973.1	EST_HUMAN	601817814F1 NIH_MGC_58 Homo sapiens cDNA clone IMAGE:4041363 5'
5631	18428		1.15	9.2E-01	7106410	NT	Mus musculus solute carrier family 30 (zinc transporter), member 4 (Slc30e4), mRNA
6898	18683	31631	7.36	9.2E-01	BF037986.1	EST_HUMAN	601461153F1 NIH_MGC_66 Homo sapiens cDNA clone IMAGE:3864681 5'
6637	16302	32306	0.61	9.2E-01	M64703.1	NT	N.crassa vglY-RNA synthetase (cyt-20/un-3) gene
9660	22213	35099	0.92	9.2E-01	AL161565.2	NT	Arabidopsis thaliana DNA chromosome 4, contig fragment No. 65
9648	22300	35496	1.07	9.2E-01	6671677	NT	Mus musculus carbonic anhydrase 4 (Car4), mRNA
10165	22813	36031	3.16	9.2E-01	11430963	NT	Homo sapiens lysosomal apyrase-like protein 1 (LALP1), mRNA
10315	22962	36178	1.9	9.2E-01	BF593251.1	EST_HUMAN	7-568e06.x1 NCJ_CGAP_Kid11 Homo sapiens cDNA clone IMAGE:3578216 3' similar to SW:NU5M_TRYBB
10543	23239	36473	1.63	9.2E-01	BE563811.1	EST_HUMAN	P04540 NADH-UBIQUINONE OXIDOREDUCTASE CHAIN 5; 601334943F1 NIH_MGC_39 Homo sapiens cDNA clone IMAGE:3688714 5'

Single Exon Probes Expressed In Brain

Probe SEQ ID NO:	Exon SEQ ID NO:	ORF SEQ ID NO:	Expression Signal	Most Similar (Top) Hit BLAST E Value	Top Hit Accession No.	Top Hit Database Source	Top Hit Descriptor
11722	24316	37639	1.79	8.2E-01	BF132402.1	EST_HUMAN	601820312F1 NIH_MGC_58 Homo sapiens cDNA clone IMAGE:4052018 5'
1621	14368	27057	1.88	9.1E-01	T96675.1	EST_HUMAN	yes201.s1 Soares fetal liver spleen 1NFLS Homo sapiens cDNA clone IMAGE:121369 3' similar to contains Alu repetitive element;
2120	14851		2.76	9.1E-01	8923056	NT	Homo sapiens hypothetical protein FLJ20048 (FLJ20048), mRNA
3200	15663	28614	1.15	9.1E-01	T26418.1	EST_HUMAN	AB200G8R Infant brain, LLNL array of Dr. M. Soares 1N1B Homo sapiens cDNA clone LLAB200G8 5'
3200	15963	28615	1.15	9.1E-01	T26418.1	EST_HUMAN	AB200G8R Infant brain, LLNL array of Dr. M. Soares 1N1B Homo sapiens cDNA clone LLAB200G8 5'
6075	18854	31821	1.28	9.1E-01	L36033.1	NT	Human pre-B cell stimulating factor homologue (SDF1b) mRNA, complete cds
6413	19181	32180	3.53	9.1E-01	Q61704	SWISSPROT	INTER-ALPHA-TRYPsin INHIBITOR HEAVY CHAIN H3 PRECURSOR (ITI HEAVY CHAIN H3)
7475	20148	33241	17.62	9.1E-01	AA806623.1	EST_HUMAN	ob71g08.s1 NCJ CGAP GCBT Homo sapiens cDNA clone IMAGE:1336882 3'
7637	20302	33410	2.34	9.1E-01	U72985.1	NT	Rattus norvegicus Rab3 GDP/GTP exchange protein mRNA, complete cds
10075	22723	35940	0.45	9.1E-01	P38432	SWISSPROT	F80-COLLIN
12291	25284		27.98	9.1E-01	AF050113.1	NT	Homo sapiens uncoupling protein-3 (UCP3) gene, complete cds
4348	17085	29714	2.08	9.0E-01	AF099810.1	NT	Homo sapiens neuroxin III-alpha gene, partial cds
7281	19674	33052	0.72	9.0E-01	L42547.1	NT	Danio rerio LIM class homeodomain protein (lim5) mRNA, complete cds
7321	20004		1.18	9.0E-01	D38621.1	NT	Xenopus laevis gene for aldolase, complete cds
9249	21928	35100	0.49	9.0E-01	AF086761.1	NT	Danio rerio semapharin Z1a mRNA, complete cds
5610	18406	31318	2.68	8.9E-01	AF026198.1	NT	Fugu rubripes neural cell adhesion molecule L1 homolog (L1-CAM) gene, complete cds; putative protein 1 (PUT1) gene, partial cds; mitosis-specific chromosome segregation protein SMC1 homolog (SMC1) gene, complete cds; and calcium channel alpha-1 subunit
6154	18931		1.38	8.9E-01	X60986.1	NT	Rabbit MHC fragment RLA-DF DNA
8325	21018	34154	0.71	8.9E-01	AF299667.1	NT	Oithona nana cytochrome-c oxidase subunit I (coxI) gene, partial cds; mitochondrial gene for mitochondrial product
11787	24377	37707	2.51	8.9E-01	AE003944.1	NT	Xylella fastidiosa, section 90 of 229 of the complete genome
12138	24827		2.66	8.9E-01	AE002186.2	NT	Chlamydomonas reinhardtii AR39, section 21 of 94 of the complete genome
12762	25343		2.51	8.9E-01	A1150838.1	EST_HUMAN	qib64408.x1 Soares_fetal_heart_NbHH19W Homo sapiens cDNA clone IMAGE:1704879 3'
4805	17240	28673	3.82	8.8E-01	O26950	SWISSPROT	PUTATIVE F420-DEPENDENT NADP REDUCTASE
6289	18094	30755	0.67	8.8E-01	AF310617.1	NT	Pseudorabies virus Ea glycoprotein M gene, complete cds
10131	22778	35992	0.83	8.8E-01	Z28337.1	NT	Homo sapiens cell death-inducing DFFA-like effector B (CIDEb), mRNA
11018	23690	36953	4.96	8.8E-01	D90911.1	NT	M.aeruginosa (HUB 5-2-4) DNA from plasmid PMA1
11968	26382	28977	1.8	8.7E-01	AF106953.2	NT	Synechocystis sp. PCC6803 complete genome, 13/27, 1576593-1719643
452	13238		1.54	8.7E-01	AF106953.2	NT	Homo sapiens SOS1 (SOS1) gene, partial cds
2401	15122	27859	1.07	8.7E-01	5901893	NT	Homo sapiens AT-binding transcription factor 1 (ATBF1), mRNA

Page 32 of 536  
Table 4

Single Exon Probes Expressed in Brain

Probe SEQ ID NO:	Exon SEQ ID NO:	ORF SEQ ID NO:	Expression Signal	Most Similar (Top) Hit BLAST E Value	Top Hit Accession No.	Top Hit Database Source	Top Hit Descriptor
2877	15644	28286	5.05	8.7E-01	AA595863.1	EST_HUMAN	nm0511.s1 NCI_CGAP_P14.1 Homo sapiens cDNA clone IMAGE:1076877
4946	17673		3.17	8.7E-01	AF121970.1	NT	Pseudomonas aeruginosa lipase (top), putative transcriptional regulatory protein OhbR (ohbR), ortho-halobenzoate 1,2-dioxygenase beta-ISP protein OhbA (ohbA), OhbC (ohbC), ortho-halobenzoate 1,2-dioxygenase alpha-ISP protein OhbB (ohbB), and put-dioxygenase alpha-ISP gene for galactin-8, exon 3
5102	17820		0.97	8.7E-01	AJ288086.1	NT	Homo sapiens partial LGALS9 gene for galectin-9, exon 3
7689	20634	33761	0.62	8.7E-01	AW897335.1	EST_HUMAN	RC4-NN0057-120500-013-c07 NN0057 Homo sapiens cDNA
8928	21620	34665	0.69	8.7E-01	AF239456.1	EST_HUMAN	qh36606.x1 Soares_NFL_T_GBC_S1 Homo sapiens cDNA clone IMAGE:1846786 3'
8928	21620	34666	0.69	8.7E-01	AI239456.1	EST_HUMAN	qh36606.x1 Soares_NFL_T_GBC_S1 Homo sapiens cDNA clone IMAGE:1846786 3'
9638	22890	35483	1.57	8.7E-01	AE004963.1	NT	Pseudomonas aeruginosa PA01, section 524 of 529 of the complete genome
10202	22850	36065	0.61	8.7E-01	BF570169.1	EST_HUMAN	602185541T1 NIH_MGC_45 Homo sapiens cDNA clone IMAGE:4309906 3'
10202	22850	36066	0.61	8.7E-01	BF570169.1	EST_HUMAN	602185541T1 NIH_MGC_45 Homo sapiens cDNA clone IMAGE:4309906 3'
10735	23422	36665	5.25	8.7E-01	BF369970.1	EST_HUMAN	QV0-NN1021-100800-337-c03 NN1021 Homo sapiens cDNA
11739	24332	37657	5.47	8.7E-01	BF107694.1	EST_HUMAN	601823684R1 NIH_MGC_79 Homo sapiens cDNA clone IMAGE:4043564 3'
11739	24332	37658	5.47	8.7E-01	BF107694.1	EST_HUMAN	601823684R1 NIH_MGC_79 Homo sapiens cDNA clone IMAGE:4043564 3'
482	13247		1.75	8.6E-01	X17012.1	NT	Rat IGF1 gene for insulin-like growth factor II
838	13608	26279	3.45	8.6E-01	W69089.1	EST_HUMAN	zd44e03.r1 Soares_fetal_heart_Nbh-H19W Homo sapiens cDNA clone IMAGE:343516 5'
2268	14994	27793	0.96	8.6E-01	4503210	NT	Homo sapiens cytochrome P450, subfamily XXVIII (steroid 27-hydroxylase, cerebrotendinous xanthomatosis), polypeptide 1 (CYP27A1b) mRNA
3608	16361	29003	0.85	8.6E-01	AL161565.2	NT	Arabidopsis thaliana DNA, chromosome 4, contig fragment No. 65
3782	16534	29172	1.55	8.6E-01	U49724.1	NT	Drosophila melanogaster merlin (Dmerlin) mRNA, complete cds
5808	18597	31524	10.86	8.6E-01	X60547.1	NT	Chicken lipoprotein lipase gene
5808	18597	31525	10.86	8.6E-01	X60547.1	NT	Chicken lipoprotein lipase gene
5609	19372	32385	2.06	8.6E-01	AF143732.1	NT	Grus canadensis recombinant activating protein 1 (RAG-1) gene, partial cds
5609	19372	32386	2.06	8.6E-01	AF143732.1	NT	Grus canadensis recombinant activating protein 1 (RAG-1) gene, partial cds
7427	20104		0.78	8.6E-01	AE000979.1	NT	Halobacter pylori 26895 section 69 of 134 of the complete genome
7828	20523		1.12	8.6E-01	AP001518.1	NT	Bacillus halodurans genomic DNA, section 1214
7941	20636	33763	0.55	8.6E-01	AF071837.1	NT	Drosophila melanogaster collapse response mediator protein (CRMP) mRNA, complete cds
9886	22238		0.46	8.6E-01	AE000979.1	NT	Botrytis cinerea strain T4 cDNA library under conditions of nitrogen deprivation
12618	25144		1.35	8.0E-01	AL112162.1	NT	Bacteriophage D3, complete genome
6628	19388	32401	0.95	8.5E-01	AF165214.1	NT	SEGMENTATION PROTEIN PAIRED
7425	20102	33189	2.51	8.5E-01	BE542612.1	EST_HUMAN	601067107F1 NIH_MGC_10 Homo sapiens cDNA clone IMAGE:3453505 5'
8317	21010	34147	0.78	8.5E-01	P06601	SWISSPROT	SEGMENTATION PROTEIN PAIRED
8317	21010	34148	0.78	8.5E-01	P06601	SWISSPROT	SEGMENTATION PROTEIN PAIRED
8402	21095	34231	0.67	8.5E-01	AJ243213.1	NT	Homo sapiens partial 5-HT4 receptor gene, exons 2 to 5

Single Exon Probes Expressed in Brain

Probe SEQ ID NO:	Exon SEQ ID NO:	ORF SEQ ID NO:	Expression Signal	Most Similar (Top) Hit BLAST E Value	Top Hit Accession No.	Top Hit Database Source	Top Hit Descriptor
10248	22898	36105	1.17	8.5E-01	AB006799.1	NT	Cyanidium caldarium gene for SigC, complete cds
10248	22898	36106	1.17	8.5E-01	AB006799.1	NT	Cyanidium caldarium gene for SigC, complete cds
12278	25298		2.24	8.5E-01	11418543	NT	Homo sapiens human immunodeficiency virus type 1 enhancer-binding protein 1 (HIVEP1), mRNA
4702	17438	30067	0.73	8.4E-01	AF083976.2	NT	Fowl adenovirus 8, complete genome
6406	25088	30910	2.28	8.4E-01	L78726.1	NT	Human fibroblast growth factor receptor 3 (FGFR3) gene, intron 7
5406	25088	30911	2.28	8.4E-01	L78726.1	NT	Human fibroblast growth factor receptor 3 (FGFR3) gene, intron 7
7708	20372	33485	0.63	8.4E-01	AF061142.1	NT	Mamestra brassicae pheromone binding protein 2 precursor (PBP2) mRNA, complete cds
9958	22508		2.68	8.4E-01	AJ248287.1	NT	Pyrococcus abyssi complete genome; segment 5/6
724	13498	26151	2.8	8.3E-01	M93437.1	NT	Thermus thermophilus cytochrome c-852 (cycA) and CycB (cycB) genes, complete cds
3091	15856	28497	2.99	8.3E-01	AL181506.2	NT	Arabidopsis thaliana DNA chromosome 4, contig fragment No. 18
3780	16542	29177	0.78	8.3E-01	AB010879.1	NT	Nicotiana tabacum mRNA for chloroplast ribosomal protein L10, complete cds
3993	16741	29375	3.35	8.3E-01	Y19177.1	NT	Streptomyces antibioticus polyketide biosynthetic gene cluster
5187	17895	30511	2.41	8.3E-01	AL161540.2	NT	Arabidopsis thaliana DNA chromosome 4, contig fragment No. 40
9598	22221		4.51	8.3E-01	AJ791952.1	EST_HUMAN	repetitive element;
10010	22658	35872	1.27	8.3E-01	AF098070.1	NT	Drosophila melanogaster Lis1 homolog mRNA, complete cds
10118	22766	35878	3.48	8.3E-01	AF108133.1	NT	Mus musculus neuro-04 gene, exons 3 through 12 and partial cds
10572	23267	36506	3.35	8.3E-01	AE000903.1	NT	Methanobacterium thermoautotrophicum from bases 1270510 to 1283408 (section 109 of 148) of the complete genome
10580	23284		2.03	8.3E-01	7212472	NT	Phytophthora infestans mitochondrion, complete genome
11274	23935	37227	2	8.3E-01	AF020503.1	NT	Homo sapiens FRA3B common fragile region, diadenosine triphosphate hydrolase (FHIT) gene, exon 5
2045	14778	27506	2.3	8.2E-01	AB000489.1	NT	Rattus norvegicus mRNA for RPHO-1, complete cds
2083	14815		1.31	8.2E-01	AF145599.1	NT	Mus musculus trophinin (Tnn) gene, complete cds
2698	15395		1.06	8.2E-01	AW376990.1	EST_HUMAN	IL3-CT0219-161199-031-C08 CT0219 Homo sapiens cDNA
6678	19593	32631	0.76	8.2E-01	AJ010142.1	NT	Amanita muscaria mRNA for SCII25 protein
6797	19541	32569	3.49	8.2E-01	AW378433.1	EST_HUMAN	OM4-H10243-081199-037-e01 H10243 Homo sapiens cDNA
7169	25105	32926	4.74	8.2E-01	Z12126.1	NT	S.cerevisiae MET, LEU4, and POL1 genes encoding MET4 protein, alpha-isopropylmalate (alpha-IPM) synthetase (partial), and DNA polymerase alpha (partial)
8343	21036	34173	0.59	8.2E-01	BE263145.1	EST_HUMAN	601144885F2 NIH_MGC_19 Homo sapiens cDNA clone IMAGE:3160412 5'
9924	22572	35770	0.65	8.2E-01	AB014530.1	NT	Homo sapiens mRNA for KIAA0630 protein, partial cds
9959	22607	35812	1.37	8.2E-01	AF052659.1	NT	Homo sapiens thiorodotin-related protein mRNA, complete cds
10123	22771	35985	0.59	8.2E-01	AF223888.1	NT	Oncorhynchus tshawytscha isolate T-20 somatolactin precursor gene, exon 1
10123	22771	35986	0.59	8.2E-01	AF223888.1	NT	Oncorhynchus tshawytscha isolate T-20 somatolactin precursor gene, exon 1

Page 34 of 536  
Table 4  
Single Exon Probes Expressed in Brain

Probe SEQ ID NO:	Exon SEQ ID NO:	ORF SEQ ID NO:	Expression Signal	Most Similar (Top) Hit BLAST E Value	Top Hit Accession No.	Top Hit Database Source	Top Hit Descriptor
10283	22931	36145	3.65	8.2E-01	Q9J170	SWISSPROT	MCKUSICK-KAUFMAN/BARDET-BIEDL SYNDROMES PUTATIVE CHAPERONIN
10283	22931	36146	3.65	8.2E-01	Q9J170	SWISSPROT	MCKUSICK-KAUFMAN/BARDET-BIEDL SYNDROMES PUTATIVE CHAPERONIN
11641	24238	37662	4.65	8.2E-01	L10127.1	NT	Molluscum contagiosum virus type 1 ORF1 and ORF2 DNA
11735	24328	37652	6.38	8.2E-01	P10383	SWISSPROT	OVARIAN TUMOR LOCUS PROTEIN
11740	24333	37659	6.02	8.2E-01	H87988.1	EST_HUMAN	yy1402.r1 Soares_placenta_5t68weeks_2NbHP8tcwW Homo sapiens cDNA clone IMAGE:252195 5' similar to gb:U36072 60S RIBOSOMAL PROTEIN L7A (HUMAN);
12208	24723	31054	2.37	8.2E-01	AJ001261.1	NT	Mus musculus mRNA for NIPSNAP2 protein
2762	15467		1.08	8.1E-01	AF191839.1	NT	Mus musculus TANK binding kinase TBK1 (Tbk1) mRNA, complete cds
3431	16207	28857	3.08	8.1E-01	AF055068.1	NT	Homo sapiens MHC class 1 region
3451	16207	28858	3.08	8.1E-01	AF055068.1	NT	Homo sapiens MHC class 1 region
4863	17592		0.74	8.1E-01	AF202634.1	NT	Drosophila melanogaster Na/K-ATPase beta subunit isoform 4 (JYbeta2) mRNA, complete cds
6223	18997	31973	0.64	8.1E-01	U16790.1	NT	Mus musculus putative collagen alpha-2(X) chain (COL11A2) gene, partial cds
6526	19292	32295	2.66	8.1E-01	Q13491	SWISSPROT	NEURONAL MEMBRANE GLYCOPROTEIN M6-B
6526	19292	32286	2.68	8.1E-01	Q13491	SWISSPROT	NEURONAL MEMBRANE GLYCOPROTEIN M6-B
7229	19914	32987	0.78	8.1E-01	AB007877.1	NT	Homo sapiens KIAA0417 mRNA, complete cds
7412	20089	33173	0.65	8.1E-01	O47477	SWISSPROT	CYTOCHROME B
7811	20506	33628	0.75	8.1E-01	AF022713.2	NT	Drosophila melanogaster putative inorganic phosphate cotransporter (Plect) gene, partial cds; putative sodium channel (Nach) and putative amylase-related protein (Amyrel) genes, complete cds; and putative serine-enriched protein (gprs) gene, partial cds
7811	20506	33629	0.75	8.1E-01	AF022713.2	NT	Drosophila melanogaster putative inorganic phosphate cotransporter (Plect) gene, partial cds; putative sodium channel (Nach) and putative amylase-related protein (Amyrel) genes, complete cds; and putative serine-enriched protein (gprs) gene, partial cds
8507	21189	34344	0.93	8.1E-01	AF001517.1	NT	Bacillus halodurans genomic DNA, section 11/14
8507	21189	34345	0.93	8.1E-01	AF001517.1	NT	Bacillus halodurans genomic DNA, section 11/14
8668	21360	34507	1.08	8.1E-01	AW242647.1	EST_HUMAN	xn01h03.x1 NCI_CGAP_Kid11 Homo sapiens cDNA clone IMAGE:2692469 3' similar to SW:LYAR_MOUSE Q08288 CELL GROWTH REGULATING NUCLEOLAR PROTEIN ; contains MER22.b1 PTR5.repetitive element ;
10026	22673	35868	0.7	8.1E-01	P06425	SWISSPROT	PROBABLE E4 PROTEIN
10311	22859	36174	0.5	8.1E-01	NB4541.1	EST_HUMAN	KK9872F Human fetal heart, Lambda ZAP Express Homo sapiens cDNA clone KK9872 5' similar to EST(CLONE C-0PE11)
11494	24087	37374	2.63	8.1E-01	BE938558.1	EST_HUMAN	RC0-TN0080-220800-025-410 TN0080 Homo sapiens cDNA
11494	24087	37375	2.63	8.1E-01	BE938558.1	EST_HUMAN	RC0-TN0080-220800-025-410 TN0080 Homo sapiens cDNA
12022	24550	31110	1.57	8.1E-01	AE001711.1	NT	Thermotoga maritima section 23 of 136 of the complete genome
172	12985		3.49	8.0E-01	AJ271510.1	NT	Staphylococcus aureus partial pla gene for phosphate acetyltransferase allele 15



Page 35 of 536  
Table 4

Single Exon Probes Expressed In Brain

Probe SEQ ID NO:	Exon SEQ ID NO:	ORF SEQ ID NO:	Expression Signal	Most Similar (Top) Hit BLAST E Value	Top Hit Accession No.	Top Hit Database Source	Top Hit Descriptor
282	13089	25730	13.81	8.0E-01	AJ132772.1	NT	Bos taurus futb and rlf genes
1595	14341	27031	1.12	8.0E-01	8394087	NT	Rattus norvegicus protease (prosome, macropain) 28 subunit, alpha (Psmc1), mRNA
2029	14764	27031	1.91	8.0E-01	BF530962.1	EST_HUMAN	602072473F1 NCI_CGAP_Brm67 Homo sapiens cDNA clone IMAGE:4216091 5'
3075	15841	28484	1.2	8.0E-01	AF127897.1	NT	Saimiri boliviensis olfactory receptor (SBO27) gene, partial cds
3307	16067	28718	1.35	8.0E-01	AB006193.1	NT	Mus musculus gene for oviductal glycoprotein, complete cds
3690	16443		1.52	8.0E-01	AL182758.2	NT	Neisseria meningitidis serogroup A strain Z2481 complete genome; segment 777
4496	17232	29862	6.05	8.0E-01	X63739.2	NT	G.gallus mRNA for nicotinic acetylcholine receptor (nAChR) beta 3 subunit
7989	20584		2.25	8.0E-01	AW901489.1	EST_HUMAN	RCO-NN1012-270300-021-h06 NN1012 Homo sapiens cDNA
8423	21116	34254	0.98	8.0E-01	Y11095.1	NT	Rice stripe virus RNA 3
10876	23556	36803	2.78	8.0E-01	Q92793	SWISSPROT	CREB-BINDING PROTEIN
441	13227	25870	1.16	7.9E-01	D11478.1	NT	Lymnaea dispar nuclear polyhedrosis virus gene for DNA polymerase, complete cds
698	13473		1.14	7.9E-01	AE002130.1	NT	Ureaplasma urealyticum section 31 of 59 of the complete genome
1600	14346		22.69	7.9E-01	AB040885.1	NT	Homo sapiens mRNA for KIAA1452 protein, partial cds
1652	14398		1.2	7.9E-01	U32739.1	NT	Haemophilus influenzae Rd section 54 of 163 of the complete genome
2259	14986	27726	5.66	7.9E-01	AB004816.1	NT	Oryctolagus cuniculus mRNA for mitsuguinin29, complete cds
2260	14987	27727	2.4	7.9E-01	AF130459.1	NT	Danio rerio Trp4-associated protein Tap1A (tap1A) mRNA, complete cds
3508	16282	28916	3.01	7.9E-01	AF228684.1	NT	Gallus gallus SOX8 transcription factor (SOX8) mRNA, complete cds
4268	17008		0.85	7.9E-01	BE263612.1	EST_HUMAN	601192033F1 NIH_MGC_7 Homo sapiens cDNA clone IMAGE:3535785 5'
4572	17307	29935	1.13	7.9E-01		NT	Mus musculus embigin (Emb), mRNA
4572	17307	29936	1.13	7.9E-01	6753745	NT	Mus musculus embigin (Emb), mRNA
6252	19026	32000	0.67	7.9E-01	D38145.1	NT	Human mRNA for prostacyclin synthase, complete cds
8008	20703	33831	2.79	7.9E-01	X90996.1	NT	P.sativum GR gene
9447	22124	35304	4.04	7.9E-01	U01912.1	NT	Giardia lamblia variant-specific surface protein G3M-B (vspG3M-B) mRNA, partial cds
9949	22597	35801	4.47	7.9E-01	P19719	SWISSPROT	SMALL HYDROPHOBIC PROTEIN
9991	22639	35849	0.91	7.9E-01	AV700860.1	EST_HUMAN	AV700860 GKC Homo sapiens cDNA clone GKCDRE12 3'
10408	23054	36271	1.94	7.9E-01	AB000631.1	NT	Streptococcus mutans DNA for sigma 42 protein, dTDP-4-keilo-L-thiamnose reductase, complete cds
10516	23162	36389	0.52	7.9E-01	P15305	SWISSPROT	DYNEIN HEAVY CHAIN (DYHC)
10929	23609		2.74	7.9E-01	7662471	NT	Homo sapiens KIAA1072 protein (KIAA1072), mRNA
11173	23840	37123	2.02	7.9E-01	P19022	SWISSPROT	NEURAL-CADHERIN PRECURSOR (N-CADHERIN)
896	13925		2.24	7.8E-01	Z43785.1	EST_HUMAN	HSC1KH041 normalized infant brain cDNA Homo sapiens cDNA clone c-1kh04
2273	14998	27737	7.47	7.8E-01	AW859567.1	EST_HUMAN	EST371637 MAGe resequences, MAGF Homo sapiens cDNA
4653	17387	30020	0.73	7.8E-01	U87305.1	NT	Rattus norvegicus transmembrane receptor Unc5H1 mRNA, complete cds
5978	18760	31724	2.28	7.8E-01	AF115856.1	NT	Sphenodon punctatus alpha enolase mRNA, partial cds

Page 36 of 536  
Table 4  
Single Exon Probes Expressed in Brain

Probe SEQ ID NO:	Exon SEQ ID NO:	ORF SEQ ID NO:	Expression Signal	Most Similar (Top) Hit BLAST E Value	Top Hit Accession No.	Top Hit Database Source	Top Hit Descriptor
6124	18902	31871	0.88	7.8E-01	P05231	SW/ISSPROT	INTERLEUKIN-6 PRECURSOR (IL-6) (B-CELL STIMULATORY FACTOR 2) (BSF-2) (INTERFERON BETA-2) (HYBRIDOMA GROWTH FACTOR)
6371	19140	32136	0.63	7.8E-01	AL445066.1	NT	Thermoplasma acidophilum complete genome; segment 4/5
8389	21082	34216	1.02	7.8E-01	BF108927.1	EST_HUMAN	7194d05.x1 Soares NSF_F8_gw_OT_PA_P_S1 Homo sapiens cDNA clone IMAGE:3525176 3'
9133	21821	34987	1.3	7.8E-01	Y10159.1	NT	D.discoideum recGAP gene
9231	21910	35083	0.51	7.8E-01	4826873	NT	Homo sapiens nucleoporin 214kd (CAIN) (NUP214), mRNA
10024	22872		0.97	7.8E-01	Q25452	SW/ISSPROT	MUSCLE CALCIUM CHANNEL ALPHA-1 SUBUNIT (MDL-ALPHA1)
12271	25275		2.5	7.8E-01	L29280.1	NT	Arabidopsis thaliana 1-aminocyclopropanecarboxylate synthase (ACS5) gene, complete cds
139	12954	25596	7.61	7.7E-01	AF184345.1	NT	Lycopersicon hirsutum ADP-glucose pyrophosphorylase large subunit (AGP-L1) mRNA, complete cds
709	13483		2.28	7.7E-01	AF050157.1	NT	Mus musculus major histocompatibility locus class II region: major histocompatibility protein class II alpha chain (Aalpha) and major histocompatibility protein class II beta chain (Ibeta) genes, complete cds; butyrophilin-like (NG9), butyrophilin-II>
2717	15424	28163	2.21	7.7E-01	O33915	SWISSPROT	CITRATE SYNTHASE
3351	16111		0.84	7.7E-01	8393408	NT	Homo sapiens UDP-N-acetyl-alpha-D-galactosamine:polypeptide N-acetylgalactosaminyltransferase 7 (GalNAc-T7) (GALNAc-T7), mRNA
3686	16340	28995	3.98	7.7E-01	AF119085.1	NT	Homo sapiens PRO1975 mRNA, complete cds
4365	17103	29738	3.38	7.7E-01	AF199488.1	NT	Coturnix coturnix japonica sub-species japonica beta-actin mRNA, partial cds
4365	17103	29739	3.38	7.7E-01	AF199488.1	NT	Coturnix coturnix japonica sub-species japonica beta-actin mRNA, partial cds
5473	18272	31196	1.45	7.7E-01	P16553	SWISSPROT	RAFFINOSE INVERTASE (INVERTASE)
5473	18272	31196	1.45	7.7E-01	P16553	SWISSPROT	RAFFINOSE INVERTASE (INVERTASE)
5896	18653	31694	0.85	7.7E-01	R08600.1	EST_HUMAN	yf24h02.st Soares fetal liver spleen 1NfLS Homo sapiens cDNA clone IMAGE:127755 3'
9744	22395	35800	0.51	7.7E-01	AB021134.1	NT	Daphnia magna hemoglobin gene cluster (dhb3, dhb1 and dhb2 genes), complete cds
12161	24644		4.55	7.7E-01	11497621	NT	Archaeoglobus fulgidus, complete genome
6008	18789	31751	4.88	7.6E-01	AF059510.1	NT	Arabidopsis thaliana 3-methylcrotonyl-CoA carboxylase non-biotinylated subunit (MCCB) mRNA, complete cds
6008	18789	31752	4.88	7.6E-01	AF059510.1	NT	Arabidopsis thaliana 3-methylcrotonyl-CoA carboxylase non-biotinylated subunit (MCCB) mRNA, complete cds
6425	19193	32189	0.81	7.6E-01	P37938	SWISSPROT	MATING-TYPE PROTEIN A-ALPHA Z4
6751	17920	30555	0.94	7.6E-01	AI253399.1	EST_HUMAN	aq14b12.x1 Stanley Frontal NS pool 2 Homo sapiens cDNA clone IMAGE:2030879
6751	17920	30585	0.94	7.6E-01	AI253399.1	EST_HUMAN	aq14b12.x1 Stanley Frontal NS pool 2 Homo sapiens cDNA clone IMAGE:2030879
6951	19433	32449	0.88	7.6E-01	U72487.1	NT	Rattus norvegicus calcitriol-independent alpha-1-trotonin receptor mRNA, complete cds

Single Exon Probes Expressed In Brain

Probe SEQ ID NO:	Exon SEQ ID NO:	ORF SEQ ID NO:	Expression Signal	Most Similar (Top) Hit BLAST E Value	Top Hit Accession No.	Top Hit Database Source	Top Hit Descriptor
7964	20659	33784	1.38	7.6E-01	AF146793.2	NT	Mus musculus neuromedin U precursor (Nmu) gene, partial cds; iPhLP (Tphlp) gene, partial cds; CLOCK (Clock) gene, complete cds; PFT27 (Pft27) gene, complete cds; and H5AR (H5ar) gene, complete cds
8026	20721	33852	1.88	7.6E-01	6857752	NT	Mus musculus actvillin (Actvlpending), mRNA
8026	20721	33853	1.88	7.6E-01	6857752	NT	Mus musculus actvillin (Actvlpending), mRNA
8866	21557	34703	0.74	7.6E-01	6753577	NT	Mus musculus actvillin (Actvlpending), mRNA
9179	21849	35015	5.03	7.6E-01	P30372	SWISSPROT	MUSCARINIC ACETYLCHOLINE RECEPTOR M2
9179	21849	35016	5.03	7.6E-01	P30372	SWISSPROT	MUSCARINIC ACETYLCHOLINE RECEPTOR M2
11330	24021	37325	2.68	7.6E-01	X86347.1	NT	H.aspersa mRNA for neurofilament NF70
11330	24021	37326	2.68	7.6E-01	X86347.1	NT	H.aspersa mRNA for neurofilament NF70
11711	24306		3.64	7.6E-01	AL161592.2	NT	Arabidopsis thaliana DNA chromosome 4, contig fragment No. 88
11931	24489		3.73	7.6E-01	AB020702.1	NT	Homo sapiens mRNA for KIAA0895 protein, partial cds
500	13284		1.44	7.5E-01	AL163301.2	NT	Homo sapiens chromosome 21 segment HS21C101
570	13351	25979	1.23	7.5E-01	AF020503.1	NT	Homo sapiens FRA3B common fragile region, diadenosine triphosphate hydrolase (FHT) gene, exon 5
3354	16114	28769	0.95	7.5E-01	C14203.1	EST_HUMAN	C14203 Clontech human aorta polyA+ mRNA (#6572) Homo sapiens cDNA clone GEN-037E11 5'
7421	20099	33186	1.01	7.5E-01	AF062730.1	NT	Drosophila melanogaster tyrosine kinase receptor protein (eph) mRNA, complete cds
11177	23844	37130	1.5	7.5E-01	AB047819.1	NT	Homo sapiens GCM3/GCM1 gene for chorion-specific transcription factor GCM3, complete cds
12228	24682		4.8	7.5E-01	AF163161.2	NT	Homo sapiens dentin sialophosphoprotein precursor (DSPP) gene, complete cds
12742	25008	30975	1.46	7.5E-01	AE000823.1	NT	Methanobacterium thermoautotrophicum from bases 317350 to 328782 (section 29 of 148) of the complete genome
1108	13865	26622	1.78	7.4E-01	AI698146.1	EST_HUMAN	tn14b09.x1 NCI_CGAP_Brn25 Homo sapiens cDNA clone IMAGE:2167577 3' similar to contains Alu repetitive element; contains element MIR, repetitive element :
2342	15065	27802	0.98	7.4E-01	AB011106.1	NT	Homo sapiens mRNA for KIAA0534 protein, partial cds
4278	17015	29842	4.73	7.4E-01	AL163246.2	NT	Homo sapiens chromosome 21 segment HS21C046
7743	20439	33662	1.23	7.4E-01	AL161551.2	NT	Arabidopsis thaliana DNA chromosome 4, contig fragment No. 51
7743	20439	33563	1.23	7.4E-01	AL161551.2	NT	Arabidopsis thaliana DNA chromosome 4, contig fragment No. 51
8531	21223	34365	0.83	7.4E-01	BF346266.1	EST_HUMAN	602018456F1 NCI_CGAP_Brn67 Homo sapiens cDNA clone IMAGE:4164340 5'
8613	21305		0.76	7.4E-01	U87960.1	NT	Rattus norvegicus leukocyte common antigen receptor (LAR) gene, trans-spliced alternative untranslated exon
8994	21684	34634	6.95	7.4E-01	BE747503.1	EST_HUMAN	601573026F1 NIH_MGC_9 Homo sapiens cDNA clone IMAGE:3834174 5'
9054	21743	34901	1.14	7.4E-01	AA187986.1	EST_HUMAN	zp97h01.s1 Stratagene endothelial cell 937223 Homo sapiens cDNA clone IMAGE:625297 3' similar to SW:TOPQ_MOUSE_P42932 T-COMPLEX PROTEIN 1, THETA SUBUNIT ;
10302	22949	36184	0.76	7.4E-01	11424933	NT	Homo sapiens NY-REN-45 antigen (LOC51133), mRNA

Single Exon Probes Expressed in Brain

Probe SEQ ID NO:	Exon SEQ ID NO:	ORF SEQ ID NO:	Expression Signal	Most Similar (Top) Hit BLAST E Value	Top Hit Accession No.	Top Hit Database Source	Top Hit Descriptor
11665	24260	37682	1.65	7.4E-01	AB021490.2	NT	Oryzias latipes gene for membrane guanylyl cyclase OIGC1, complete cds
11665	24260	37683	1.65	7.4E-01	AB021490.2	NT	Oryzias latipes gene for membrane guanylyl cyclase OIGC1, complete cds
11900	24487		3.62	7.4E-01	6763217	NT	Mus musculus complement component 1 inhibitor (C1nh), mRNA
12008	24542		1.78	7.4E-01	AK72841.1	EST_HUMAN	h13h01.x1 NC1_CGAP_Lyn5 Homo sapiens cDNA clone IMAGE:2043985 3'
2999	16766	28413	0.8	7.3E-01	P09710	SWISSPROT	HYPOTHETICAL PROTEIN HKLF1 (IRL1) (TRL1)
4575	17310	29838	0.7	7.3E-01	AE001166.1	NT	Borrelia burgdorferi (section 62 of 70) of the complete genome
4652	17386	30019	4.37	7.3E-01	AF225421.1	NT	Homo sapiens HT017 mRNA, complete cds
5040	17789	30373	1.01	7.3E-01	O43103	SWISSPROT	FERRICHROME SIDEROPHORE PEPTIDE SYNTHETASE
6511	19276	32276	5.82	7.3E-01	L35772.1	NT	Mus musculus antigen (CD72) gene
6511	19276	32277	5.82	7.3E-01	L35772.1	NT	Mus musculus antigen (CD72) gene
6894	25103	32735	0.67	7.3E-01	AJ011418.1	NT	Lycopodium esculentum mRNA for ubiquitin activating enzyme
7359	20040	33118	0.66	7.3E-01	Z14133.1	NT	D.melanogaster C1c mRNA for clathrin heavy chain
7445	20121	33210	7.84	7.3E-01	M28511.1	NT	V.alginolyticus sucrose (scrB) gene, complete cds
7445	20121	33211	7.84	7.3E-01	M28511.1	NT	V.alginolyticus sucrose (scrB) gene, complete cds
11407	24056	37361	3.83	7.3E-01	AA678019.1	EST_HUMAN	z125b08.s1 Soares_fetal_liver_spleen_1NFLS_S1 Homo sapiens cDNA clone IMAGE:431789 3'
11407	24056	37362	3.83	7.3E-01	AA678019.1	EST_HUMAN	z125b08.s1 Soares_fetal_liver_spleen_1NFLS_S1 Homo sapiens cDNA clone IMAGE:431789 3'
812	13563		3.89	7.2E-01	L29281.1	NT	Rattus norvegicus Initiation factor-2 kinase (eIF-2a) mRNA, complete cds
1890	14685	27398	2.32	7.2E-01	X79140.1	NT	N.tuberculosis Nef-4A13 mRNA
2463	15181	27920	1.27	7.2E-01	AB009605.1	NT	Gallus gallus gene for melanocortin 2-receptor, complete cds
3063	15829	28473	1.38	7.2E-01	AF198100.1	NT	Fowlpox virus, complete genome
3445	16201	28851	2.56	7.2E-01	AF066606.1	NT	Giardia intestinalis variant-specific surface protein (vsp417-6) gene, vsp417-6(A)-1 allele, complete cds
3601	16364	28994	1.06	7.2E-01	AF002307.1	NT	Human mRNA for KIAA0309 gene, partial cds
4040	16785		0.7	7.2E-01	AF108093.1	NT	Homo sapiens IA-2 gene, intron 18
4718	17450	30083	2.65	7.2E-01	D90314.1	NT	Lmesentericae gene for sucrose phosphorylase (EC 2.4.1.7)
5076	17794	30410	0.74	7.2E-01	P33068	SWISSPROT	NUCLEOSIDE TRIPHOSPHATASE I (NUCLEOSIDE TRIPHOSPHATE PHOSPHOHYDROLASE I) (NPH I)
7112	19800	32864	0.88	7.2E-01	U69633.1	NT	Solanum tuberosum cold-stress inducible protein (C17) gene, complete cds
8353	21046	34183	1.11	7.2E-01	AF236091.1	NT	Oryzibolus cuticulatus RING-finger binding protein mRNA, partial cds
8892	21563		0.46	7.2E-01	AV749773.1	EST_HUMAN	AV743773 CB Homo sapiens cDNA clone CBMAFD06 5'
10239	22887	36100	2.33	7.2E-01	BF670061.1	EST_HUMAN	602118381F1 NIH_MGC_56 Homo sapiens cDNA clone IMAGE:4276381 6'
10639	23330	36568	4.02	7.2E-01	U82623.1	NT	Rattus norvegicus cytochrome c mRNA, complete cds
11104	23774	37049	1.27	7.2E-01	SV6938.1	NT	Dbs=Dbl guanine nucleotide exchange factor homolog [mice, 32D murine hemopoietic cell line, mRNA, 3923 nt]

Single Exon Probes Expressed in Brain

Probe SEQ ID NO:	Exon SEQ ID NO:	ORF SEQ ID NO:	Expression Signal	Most Similar (Top) Hit BLAST E Value	Top Hit Accession No.	Top Hit Database Source	Top Hit Descriptor
12422	24798		2.9	7.2E-01	AP000063.1	NT	Aeropyrum pernix genomic DNA, section 6/7
676	13451	28094	12.73	7.1E-01	D21070.1	NT	Rana catesbeiana mRNA for bullfrog skeletal muscle calcium release channel (ryanodine receptor) alpha isoform(RyR1), complete cds
3059	15825	28470	11.76	7.1E-01	AJ270777.1	NT	Homo sapiens partial TCF-4 gene for T-cell transcription factor-4, exons 15-16
4184	16925	29555	3.18	7.1E-01	7305360	NT	Mus musculus otogelin (Otog), mRNA
4184	16925	29556	3.18	7.1E-01	7305360	NT	Mus musculus otogelin (Otog), mRNA
6958	18645	31585	1.63	7.1E-01	BF681034.1	EST_HUMAN	602155438F1 NIH_MGC_83 Homo sapiens cDNA clone IMAGE:4296344 5'
5958	18645	31586	1.63	7.1E-01	BF681034.1	EST_HUMAN	602155438F1 NIH_MGC_83 Homo sapiens cDNA clone IMAGE:4296344 5'
6850	19550	32580	7.68	7.1E-01	U36232.1	NT	Drosophila melanogaster 6-pyruvoyltetrahydropterin synthase (pr) gene, complete cds
8091	20785	33916	0.56	7.1E-01	H54244.1	EST_HUMAN	y489409.s1 Soares fetal liver spleen 1NfLS Homo sapiens cDNA clone IMAGE:202861 3'
8635	21327	34469	0.93	7.1E-01	BE074185.1	EST_HUMAN	RC1-BT0567-301289-011-d09 BT0567 Homo sapiens cDNA
8635	21327	34470	0.93	7.1E-01	BE074185.1	EST_HUMAN	RC1-BT0567-301289-011-d09 BT0567 Homo sapiens cDNA
6755	22406	35613	1.43	7.1E-01	BE904405.1	EST_HUMAN	601496330F1 NIH_MGC_70 Homo sapiens cDNA clone IMAGE:3889495 5'
10309	22956	36172	1.22	7.1E-01	M12961.1	NT	Human T-cell receptor gamma-chain J2 gene
12211	25205		2.21	7.1E-01	AA421492.1	EST_HUMAN	z006h11.s1 Soares testis_NHT Homo sapiens cDNA clone IMAGE:731109 3'
1207	13959	26624	0.99	7.0E-01	AB014514.1	NT	Homo sapiens mRNA for KIAA0614 protein, partial cds
1207	13956	26525	0.89	7.0E-01	AB014514.1	NT	Homo sapiens mRNA for KIAA0614 protein, partial cds
2450	15169	27907	1.13	7.0E-01	N62412.1	EST_HUMAN	y273e07.s1 Soares_multiple_sclerosis_2NbHMSP Homo sapiens cDNA clone IMAGE:286708 3' similar to contains Alu repetitive element
2450	15169	27908	1.13	7.0E-01	N62412.1	EST_HUMAN	y273e07.s1 Soares_multiple_sclerosis_2NbHMSP Homo sapiens cDNA clone IMAGE:286708 3' similar to contains Alu repetitive element
4996	17719		1.78	7.0E-01	AL163301.2	NT	Homo sapiens chromosome 21 segment HS21C101
5852	18649		1.11	7.0E-01	AB021318.1	NT	Arabidopsis thaliana mRNA for chlorophyll b synthase, complete cds
8276	20970		11.76	7.0E-01	AE000253.1	NT	Escherichia coli K-12 MG1655 section 143 of 400 of the complete genome
9216	21895	35064	0.57	7.0E-01	U53868.1	NT	Clostridium acetobutylicum mannitol-specific phosphotransferase system (PTS) system, mtIA, mtIR, mtIF, and mtID genes, complete cds
9216	21895	35065	0.57	7.0E-01	U53868.1	NT	Clostridium acetobutylicum mannitol-specific phosphotransferase system (PTS) system, mtIA, mtIR, mtIF, and mtID genes, complete cds
10526	23172	36400	0.49	7.0E-01	U34662.1	NT	Danio rerio complement factor B mRNA, complete cds
11094	23734	37008	1.94	7.0E-01	AV763842.1	EST_HUMAN	AV763842 MDS Homo sapiens cDNA clone MDSCHIE04 5'
11094	23734	37007	1.94	7.0E-01	AV763842.1	EST_HUMAN	AV763842 MDS Homo sapiens cDNA clone MDSCHIE04 5'
649	43715	26390	11.02	6.9E-01	U69674.1	NT	Candida albicans squalene epoxidase (CAERG1) gene, complete cds and translational regulator gene, partial cds

Page 40 of 536  
Table 4

Single Exon Probes Expressed in Brain

Probe SEQ ID NO:	Exon SEQ ID NO:	ORF SEQ ID NO:	Expression Signal	Most Similar (Top) Hit BLAST E Value	Top Hit Accession No.	Top Hit Database Source	Top Hit Descriptor
949	13715	26381	11.02	6.9E-01	U69674.1	NT	Candida albicans squalene epoxidase (CAERG1) gene, complete cds and translational regulator gene, partial cds
1287	14037	26708	2.74	6.9E-01	AA593530.1	EST_HUMAN	nm28a09.s1 NCI_CGAP_Gast1 Homo sapiens cDNA clone IMAGE:1085176 3'
3213	15976	28627	1.97	6.9E-01	AE002271.2	NT	Chlamydia muridarum, section 3 of 85 of the complete genome
5894	18488	31409	0.91	6.9E-01	AB035662.1	NT	Branchiostoma belcheri BbNA3 mRNA for notochord actin, complete cds
5900	18685	31633	0.82	6.9E-01	Y18278.1	NT	Drosophila melanogaster mRNA for A-kinase anchor protein DAKAP550, partial
6277	19050	32027	1.36	6.9E-01	BE296188.1	EST_HUMAN	601177333F1 NIH_MGC_17 Homo sapiens cDNA clone IMAGE:3532328 5'
7697	20360	33474	0.65	6.9E-01	AF248963.1	NT	Strongylocentrotus purpuratus myosin V, complete cds
7879	20574	33700	2.96	6.9E-01	AL181573.2	NT	Arabidopsis thaliana DNA chromosome 4, contig fragment No. 69
7878	20574	33701	2.96	6.9E-01	AL181573.2	NT	Arabidopsis thaliana DNA chromosome 4, contig fragment No. 69
9069	21768	35431	0.79	6.9E-01	AF118046.1	NT	Entamoeba dispar catlon transporting ATPase (atpase) gene, partial cds
9594	22247	35432	0.59	6.9E-01	AF206319.1	NT	Musa acuminata pectate lyase 1 (PL1) mRNA, complete cds
9594	22247	35432	0.59	6.9E-01	AF206319.1	NT	Musa acuminata pectate lyase 1 (PL1) mRNA, complete cds
11223	23886	37172	2.38	6.9E-01	D89013.1	NT	Homo sapiens DAN gene, complete cds
11223	23886	37173	2.38	6.9E-01	D89013.1	NT	Homo sapiens DAN gene, complete cds
11878	25197		3.01	6.9E-01	O99958	SWISSPROT	FORKHEAD BOX PROTEIN C2 (FORKHEAD-RELATED PROTEIN FKHL14) (MESENCHYME FORK HEAD PROTEIN 1) (MFH-1 PROTEIN) (TRANSCRIPTION FACTOR FKH-14)
937	13704	26969	1.05	6.8E-01	AF017784.1	NT	Giardia intestinalis carbanate kinase gene, complete cds
2680	15389		0.99	6.8E-01	D90817.1	NT	Synechocystis sp. PCC6803 complete genome, 27/27, 3418852-3573470
2832	14356	27045	1.49	6.8E-01	AA854475.1	EST_HUMAN	aj75e05.s1 Soares_parathyroid_tumor_NbHPA Homo sapiens cDNA clone IMAGE:1402256 3' similar to gb:X56411_ma1 ALCOHOL DEHYDROGENASE CLASS II P1 CHAIN (HUMAN);
4533	17268	29901	1.45	6.8E-01	J00762.1	NT	Rat(hooded) prolactin gene : exon iii and flanks
9638	22191	35375	1.45	6.8E-01	AB037766.1	NT	Homo sapiens mRNA for KIAA1345 protein, partial cds
11027	23699	36962	1.92	6.8E-01	AJ276675.1	NT	Stagonospora avenae bgj1 gene for beta-glucosidase, exons 1-4
11027	23699	36963	1.92	6.8E-01	AJ276675.1	NT	Stagonospora avenae bgj1 gene for beta-glucosidase, exons 1-4
11058	23726	37000	2.4	6.8E-01	AF038939.1	NT	Mus musculus zinc finger protein (Peg3) mRNA, complete cds
11058	23726	37001	2.4	6.8E-01	AF038939.1	NT	Mus musculus zinc finger protein (Peg3) mRNA, complete cds
							Mus musculus major histocompatibility complex region NGZ7, NG28, RPS28, NADH oxidoreductase, NG29, KIFC1, Fas-binding protein, BING1, tapasin, RalGDS-like, KE2, BING4, beta 1,3-galactosyl transferase, and RPS18 genes, complete cds; Sacm21 gene, partial>
11607	24205	37627	1.36	6.8E-01	AF110520.1	NT	Mus musculus major histocompatibility complex region NGZ7, NG28, RPS28, NADH oxidoreductase, NG29, KIFC1, Fas-binding protein, BING1, tapasin, RalGDS-like, KE2, BING4, beta 1,3-galactosyl transferase, and RPS18 genes, complete cds; Sacm21 gene, partial>
11607	24205	37628	1.36	6.8E-01	AF110520.1	NT	Mus musculus major histocompatibility complex region NGZ7, NG28, RPS28, NADH oxidoreductase, NG29, KIFC1, Fas-binding protein, BING1, tapasin, RalGDS-like, KE2, BING4, beta 1,3-galactosyl transferase, and RPS18 genes, complete cds; Sacm21 gene, partial>

Page 41 of 536  
Table 4

Single Exon Probes Expressed in Brain

Probe SEQ ID NO:	Exon SEQ ID NO:	ORF SEQ ID NO:	Expression Signal	Most Similar (Top) Hit BLAST E Value	Top Hit Accession No.	Top Hit Database Source	Top Hit Descriptor
291	13087	25739	44.11	6.7E-01	AF213884.1	NT	Homo sapiens nuclear factor of kappa light polypeptide gene enhancer in B-cells 1 (NFKB1) gene, complete cds
330	13131	25766	21.34	6.7E-01	AF213884.1	NT	Homo sapiens nuclear factor of kappa light polypeptide gene enhancer in B-cells 1 (NFKB1) gene, complete cds
2143	14873	27606	1.73	6.7E-01	AA451864.1	EST_HUMAN	Z12g12.s1 Scores_total_fetus_Nb2HF8_Sw Homo sapiens cDNA clone IMAGE:786310 3' similar to contains element TAR1 repetitive element:
2163	15587	27628	2.51	6.7E-01	AF196073.1	NT	Drosophila melanogaster Mst85C gene, complete cds; NMDMC isoform (Nmdmc) gene, complete cds, alternatively spliced; and transcription factor (Relish) gene, complete cds, alternatively spliced
2894	15760	28408	3.41	6.7E-01	6678580	NT	Mus musculus Wiskott-Aldrich syndrome protein (Wasp), mRNA
4419	17155	29786	0.79	6.7E-01	X74421.1	NT	S tuberosum mRNA for glucose-6-phosphate dehydrogenase
5422	18221	30932	0.94	6.7E-01	J04836.1	NT	M.barkeri ATPase alpha and beta subunit (atpA and atpB) genes, complete cds
5422	18221	30933	0.94	6.7E-01	J04836.1	NT	M.barkeri ATPase alpha and beta subunit (atpA and atpB) genes, complete cds
6231	19005	31981	1.18	6.7E-01	9635035	NT	Gallid herpesvirus 2, complete genome
6231	19005	31982	1.18	6.7E-01	9635035	NT	Gallid herpesvirus 2, complete genome
7215	19900		4.34	6.7E-01	AE004606.1	NT	Pseudomonas aeruginosa PA01, section 167 of 529 of the complete genome
7240	19925	33000	0.82	6.7E-01	AE001486.1	NT	Helicobacter pylori, strain J99 section 47 of 132 of the complete genome
10044	22692		0.68	6.7E-01	M34046.1	NT	Human placental protein 14 (PP14) gene, complete cds
10873	23553	36800	2.07	6.7E-01	BF354649.1	EST_HUMAN	CM3-H10769-010600-197-c03 H10769 Homo sapiens cDNA
11436	23203	36435	3.59	6.7E-01	D14337	SWISSPROT	N-ACETYLGLUCOSAMINYL-PHOSPHATIDYLINOSITOL BIOSYNTHETIC PROTEIN GPII
11659	24285	37578	1.66	6.7E-01	AA342521.1	EST_HUMAN	EST48065 Fetal spleen Homo sapiens cDNA 3' end
2505	15222	27984	1.29	6.6E-01	AF076240.1	NT	Homo sapiens SLIT1 protein (SLIT2) mRNA, partial cds
2704	16411	28148	1.44	6.6E-01	AF199339.1	NT	Homo sapiens lens epithelium-derived growth factor gene, alternatively spliced, complete cds
3650	16403	29043	4.57	6.6E-01	Y07869.1	NT	C.albicans random DNA marker, 282bp
4099	16832		0.85	6.6E-01	U91328.1	NT	Human hereditary haemochromatosis region, histone 2A-like protein gene, hereditary haemochromatosis (HLA-H) gene, RoRet gene, and sodium phosphate transporter (NPT3) gene, complete cds
5125	17843	30461	1.13	6.6E-01	AL161572.2	NT	Arabidopsis thaliana DNA chromosome 4, contig fragment No. 68
6240	19014	31988	4.29	6.6E-01	6680577	NT	Mus musculus kinesin light chain 2 (Kic2), mRNA
7695	20253	33359	3.76	6.6E-01	AV660508.1	EST_HUMAN	AV660508 GLC Homo sapiens cDNA clone GLCGID04 3'
8484	21156	34289	0.52	6.6E-01	AV704700.1	EST_HUMAN	AV704700 ADB Homo sapiens cDNA clone ADBCAF11 5'
8564	22217		2	6.6E-01	AL163278.2	NT	Homo sapiens chromosome 21 segment HS21C078
12470	24836	31033	1.48	6.6E-01	AE004382.1	NT	Vibrio cholerae chromosome II, section 39 of 63 of the complete chromosome
610	13388	26019	18.23	6.5E-01	M75140.1	NT	H.vulgaris Na,K-ATPase alpha subunit mRNA, complete cds

Page 42 of 536  
Table 4

Single Exon Probes Expressed in Brain

Probe SEQ ID NO:	Exon SEQ ID NO:	ORF SEQ ID NO:	Expression Signal	Most Similar (Top) Hit BLAST E Value	Top Hit Accession No.	Top Hit Database Source	Top Hit Descriptor
610	13388	26020	18.23	6.5E-01	M75140.1	NT	H. vulgaris Na,K-ATPase alpha subunit mRNA, complete cds
3428	16183	28833	4.25	6.5E-01	AB041225.1	NT	Mus musculus gene for Tob2, complete cds
4249	16980	29615	4.23	6.5E-01	AJ272265.1	NT	Homo sapiens SPP2 gene for secreted phosphoprotein 24 precursor, exons 1-8
4277	17016	29643	0.78	6.5E-01	AL161539.2	NT	Arabidopsis thaliana DNA chromosome 4, contig fragment No. 39
5003	17728	30329	2.6	6.5E-01	U28921.1	NT	Phaseolus vulgaris ATPase gamma subunit mRNA, nuclear gene encoding mitochondrial protein, partial cds (TRANSCRIPTION REGULATORY PROTEIN SNF5 (SWI/SNF COMPLEX COMPONENT SNF5))
5357	25087	30843	1.77	6.5E-01	P18480	SWISSPROT	Homo sapiens chromosome 21 segment HS21C049
5827	18424	31337	0.62	6.5E-01	AL163249.2	NT	Chicken mRNA for 115-kDa melanosomal matrix protein, complete cds
6626	18387	32400	1.5	6.5E-01	D98848.1	NT	wc-4g402.x1 NCI_CGAP_P128 Homo sapiens cDNA clone IMAGE:2321642 3'
7666	20236	33340	0.84	6.5E-01	AI798882.1	EST_HUMAN	y421b04.s1 Soares fetal liver spleen 1NFLS Homo sapiens cDNA clone IMAGE:108847 3'
9737	22388		0.8	6.5E-01	T78904.1	EST_HUMAN	Mus musculus small GTP-binding protein RAB25 (Rab25) gene, complete cds
10233	22881	36084	1.96	6.5E-01	AF119876.1	NT	
10529	23226	36460	2.68	6.5E-01	H87583.1	EST_HUMAN	yw1708.r1 Soares_placenta_8to9weeks_2NhpHP868W Homo sapiens cDNA clone IMAGE:262515 5'
10585	23280	36518	3.5	6.5E-01	AA601287.1	EST_HUMAN	nc015c07.s1 NCI_CGAP_Phet Homo sapiens cDNA clone IMAGE:1100748 3'
10690	23381		3.93	6.5E-01	AU138078.1	EST_HUMAN	AU138078 PLACE1 Homo sapiens cDNA clone PLACE1007810 5'
11589	24198	37518	2.42	6.5E-01	AF014115.1	NT	Plasmodium berghei cytochrome c oxidase subunit III, cytochrome c oxidase subunit I, and cytochrome b genes, mitochondrial genes encoding mitochondrial proteins, complete cds
12267	24710		2.07	6.5E-01	BE465050.1	EST_HUMAN	hw74a10.x1 NCI_CGAP_LU24 Homo sapiens cDNA clone IMAGE:3179130 3'
12504	25146		1.81	6.5E-01	Z74145.1	NT	S. cerevisiae chromosome IV reading frame ORF YDL097c
245	13054	25694	8.05	6.4E-01	U48848.1	NT	Drosophila melanogaster 8kd dynein light chain mRNA, complete cds
2663	15307	28043	1.16	6.4E-01	AF161184.1	NT	Pseudomonas fluorescens tryptophan halogenase (pmA) gene, complete cds
3449	16205	28855	2.16	6.4E-01	U48854.2	NT	Mus musculus dystroglycan 1 (DAG1) gene, exons 1 and 2 and complete cds
3842	16593	29230	1.08	6.4E-01	AB046827.1	NT	Homo sapiens mRNA for KIAA1607 protein, partial cds
8510	21202	34347	1.82	6.4E-01	AE001247.1	NT	Treponema pallidum section 63 of 87 of the complete genome
8989	22637	35948	8.6	6.4E-01	U82828.1	NT	Homo sapiens ataxia telangiectasia (ATM) gene, complete cds
10004	22652	35864	1.22	6.4E-01	BF670405.1	EST_HUMAN	602150289F1 NIH_MGC_81 Homo sapiens cDNA clone IMAGE:4291128 5'
12382	24777		5.89	6.4E-01	AV769212.1	EST_HUMAN	AV769212 MDS Homo sapiens cDNA clone MDSGCC09 5'
425	13211	25858	4.58	6.3E-01	P05228	SWISSPROT	HISTIDINE-RICH PROTEIN PRECURSOR (CLONE PFHRP-III)
522	13306	25938	2.25	6.3E-01	U32889.1	NT	Haemophilus influenzae Rd section 4 of 163 of the complete genome
2159	14889	27623	2.02	6.3E-01	U81136.1	NT	Stigella flexneri multi-antibiotic resistance locus
2593	15297	28035	3.51	6.3E-01	U75931.1	NT	Gallus gallus bone morphogenetic protein 1 (BMP1) mRNA, partial cds
2593	15297	28036	3.51	6.3E-01	U75931.1	NT	Gallus gallus bone morphogenetic protein 1 (BMP1) mRNA, partial cds



Single Exon Probes Expressed in Brain

Probe SEQ ID NO:	Exon SEQ ID NO:	ORF SEQ ID NO:	Expression Signal	Most Similar (Top) Hit BLAST E Value	Top Hit Accession No.	Top Hit Database Source	Top Hit Descriptor
6973	18766	31716	0.94	6.3E-01	BE093906.1	EST_HUMAN	PMO-BT0757-010500-002-e05 BT0757 Homo sapiens cDNA
6504	19269	32271	0.84	6.3E-01	L27798.1	NT	Streptococcus dysgalactiae (mag) gene, complete cds
6504	19269	32272	0.84	6.3E-01	L27798.1	NT	Streptococcus dysgalactiae (mag) gene, complete cds
8416	21112		3.44	6.3E-01	BE002044.1	EST_HUMAN	601676889F1 NIH_MGC_21 Homo sapiens cDNA clone IMAGE:3959351 6'
8784	21476	34624	0.95	6.3E-01	S62927.1	NT	glycoprotein Ila (Alu 1 and 3 fusion junction) [human, Genomic Mutant, 300 nt]
9120	21808	34975	0.8	6.3E-01	BF216984.1	EST_HUMAN	601884050F1 NIH_MGC_57 Homo sapiens cDNA clone IMAGE:4102596 5'
9320	21987	35159	2.45	6.3E-01	9627521	NT	Varidola virus, complete genome
9320	21987	35160	2.45	6.3E-01	9627521	NT	Varidola virus, complete genome
9938	22489		0.67	6.3E-01	AE002329.2	NT	Chlamydia muridarum, section 59 of 85 of the complete genome
10326	22973	36163	1.47	6.3E-01	Z73003.1	NT	S. cerevisiae chromosome VII reading frame ORF YGR218w
10427	23073	36284	1.19	6.3E-01	AE000313.1	NT	Escherichia coli K-12 MG1655 section 203 of 400 of the complete genome
10456	23102		0.45	6.3E-01	AW796395.1	EST_HUMAN	PMO-UM0018-130500-003-g12 UM0018 Homo sapiens cDNA
10993	23687	36924	2.21	6.3E-01	AA877715.1	EST_HUMAN	nr08h08.s1 NCL_CGAP_Co10 Homo sapiens cDNA clone IMAGE:1161371 3' similar to TR:O02916 O02916 HLARK.1
11308	23987	37268	9.25	6.3E-01	AI904160.1	EST_HUMAN	CM-BT043-090299-046 BT043 Homo sapiens cDNA
11402	24051	37355	1.68	6.3E-01	P47003	SWISSPROT	HYPOTHETICAL 13.7 KD PROTEIN IN INO1-IDS2 INTERGENIC REGION
11681	24180	37495	1.84	6.3E-01	P36073	SWISSPROT	HYPOTHETICAL 15.3 KD PROTEIN IN VMA12-APN1 INTERGENIC REGION
11988	25355	30607	4.37	6.3E-01	9910293	NT	Mus musculus keratin complex 2, gene 6g (K12-6g), mRNA
12078	24587		1.46	6.3E-01	AF105227.1	NT	Homo sapiens 3'-phosphoadenosine 5'-phosphosulfate synthetase (PAPSS) mRNA, complete cds
12283	25272		2.63	6.3E-01	X83628.1	NT	C.limicola pscD gene
6780	18571	31489	2.31	6.2E-01	Q10135	SWISSPROT	HYPOTHETICAL 142.5 KD PROTEIN C23E2.02 IN CHROMOSOME I
7394	20073		3.44	6.2E-01	AF022263.1	NT	Mus musculus chromosome X contigA; putative Magea9 gene, Callitracin, NAD(P) steroid dehydrogenase and Zinc finger protein 185
7443	25114	33209	1.33	6.2E-01	AL021127.2	NT	Mus musculus chromosome X contigA; putative Magea9 gene, Callitracin, NAD(P) steroid dehydrogenase and Zinc finger protein 185
8200	20894	34031	4.52	6.2E-01	H72265.1	EST_HUMAN	ys01608.s1 Soares fetal liver spleen 1NFLS Homo sapiens cDNA clone IMAGE:219542 3'
8756	21447	34595	0.52	6.2E-01	AF094411.1	NT	Lycopodium esculentum cytosolic Cu,Zn superoxide dismutase (Sod) gene, partial cds; and dehydroquinase dehydratase/shikimate:NADP oxidoreductase gene, complete cds
9349	20420	33540	1.55	6.2E-01	BE562687.1	EST_HUMAN	601336148F1 NIH_MGC_44 Homo sapiens cDNA clone IMAGE:3690010 5'
9410	22072		2.65	6.2E-01	M24461.1	NT	Human pulmonary surfactant-associated protein SP-B (SFTP3) mRNA, complete cds
6978	22626	35834	6.2	6.2E-01	AL161511.2	NT	Arabidopsis thaliana DNA chromosome 4, contig fragment No. 23
10121	22769	35982	0.5	6.2E-01	11420793	NT	Homo sapiens potassium voltage-gated channel, Shab-related subfamily, member 1 (KCNB1), mRNA
10121	22769	35983	0.5	6.2E-01	11420793	NT	Homo sapiens potassium voltage-gated channel, Shab-related subfamily, member 1 (KCNB1), mRNA

Page 44 of 536  
Table 4

Single Exon Probes Expressed in Brain

Probe SEQ ID NO:	Exon SEQ ID NO:	ORF SEQ ID NO:	Expression Signal	Most Similar (Top) Hit BLAST E Value	Top Hit Accession No.	Top Hit Database Source	Top Hit Descriptor
10434	23080	36305	5.2	6.2E-01	P27410	SWISSPROT	NON-STRUCTURAL POLYPROTEIN [CONTAINS: RNA-DIRECTED RNA POLYMERASE ; THIOL PROTEASE P3C ; HELICASE (2C LIKE PROTEIN); COAT PROTEIN]
10434	23080	36306	5.2	6.2E-01	P27410	SWISSPROT	NON-STRUCTURAL POLYPROTEIN [CONTAINS: RNA-DIRECTED RNA POLYMERASE ; THIOL PROTEASE P3C ; HELICASE (2C LIKE PROTEIN); COAT PROTEIN]
2393	15114	31137	4.38	6.1E-01	6678076	NT	[Mus musculus secreted acidic cysteine rich glycoprotein (Sparc), mRNA
5449	18248	31137	1.15	6.1E-01	M59940.1	NT	Caenorhabditis elegans N2 CeMyoD (hlt-1) alternatively spliced genes, complete cds
6770	19514	32540	4.02	6.1E-01	M64733.1	NT	Rat TRPM-2 gene, complete cds
6770	19514	32541	4.02	6.1E-01	M64733.1	NT	Rat TRPM-2 gene, complete cds
6920	19656	32702	0.64	6.1E-01	AW108653.1	EST_HUMAN	xx50h03.x1 NCL_CGAP_Ov23 Homo sapiens cDNA clone IMAGE:2597237 3' similar to gb:X12671_ma1 HETEROGENEOUS NUCLEAR RIBONUCLEOPROTEIN A1 (HUMAN); SUSHI REPEAT-CONTAINING PROTEIN SRPX PRECURSOR (DRS PROTEIN) (DOWN-REGULATED BY V-SRC)
7005	19697	32751	0.72	6.1E-01	Q63769	SWISSPROT	Arabidopsis thaliana putative zinc transporter (ZIP1) mRNA, complete cds
8132	20826	33962	3.27	6.1E-01	AF033335.1	NT	Homo sapiens mitogen-activated protein kinase kinase kinase 4 (MAP4K4), mRNA
8684	21398	34528	1.09	6.1E-01	11431065	NT	Homo sapiens mitogen-activated protein kinase kinase kinase 4 (MAP4K4), mRNA
8694	21398	34529	1.09	6.1E-01	11431065	NT	Homo sapiens mitogen-activated protein kinase kinase kinase 4 (MAP4K4), mRNA
9315	21982	35153	18.74	6.1E-01	AF236117.1	NT	Homo sapiens G-protein coupled receptor EDG-7 mRNA, complete cds
9315	21982	35154	18.74	6.1E-01	AF236117.1	NT	Homo sapiens G-protein coupled receptor EDG-7 mRNA, complete cds
9742	22393	35597	0.93	6.1E-01	AE004452.1	NT	Pseudomonas aeruginosa PAO1, section 13 of 528 of the complete genome
9946	22594	35797	1.06	6.1E-01	AF119117.1	NT	Homo sapiens dopamine transporter (SLC6A3) gene, complete cds
11738	24331	37655	2.57	6.1E-01	S63182.1	NT	hyaluronan-binding protein=hepatocyte growth factor activator homolog [human, plasma, mRNA, 2408 nt]
11738	24331	37656	2.57	6.1E-01	S63182.1	NT	hyaluronan-binding protein=hepatocyte growth factor activator homolog [human, plasma, mRNA, 2408 nt]
12074	25159	30899	2.28	6.1E-01	AB041350.1	NT	Mus musculus Col4a6 mRNA for type IV collagen alpha 5 chain, complete cds
12694	24977	25903	1.57	6.1E-01	X95287.1	NT	M.mezai orfA, orfB, and orfC of archaeal ABC-transporter system
482	13267	25903	1.24	6.0E-01	D97675.1	NT	Homo sapiens DNA for amyloid precursor protein, complete cds
548	13331	26765	3.09	6.0E-01	5802999	NT	Homo sapiens adaptor-related protein complex 3, mu 2 subunit (CLA20), mRNA
1341	14089	26765	1.91	6.0E-01	AF065253.1	NT	Human respiratory syncytial virus strain CH69-53b attachment protein (C) gene, complete cds
3795	16547	29180	0.82	6.0E-01	AJ233396.1	NT	Human respiratory syncytial virus strain CH69-53b attachment protein (C) gene, complete cds
4165	16905	30828	1.09	6.0E-01	AF058895.1	NT	Homo sapiens Natch3 (NOTCH3) gene, exons 26, 27, and 28
5199	18007	30828	2	6.0E-01	P20288	SWISSPROT	D(2) DOPAMINE RECEPTOR
5353	18156	30839	2.86	6.0E-01	AW139713.1	EST_HUMAN	UH-H-B11-eab-e-10-Q-UJ.s1 NCL_CGAP_Sub3 Homo sapiens cDNA clone IMAGE:2718619 3'
6445	19213	32210	2.78	6.0E-01	U38813.1	NT	Musca domestica insecticide-susceptible strain voltage-sensitive sodium channel mRNA, complete cds

Page 45 of 536  
Table 4

Single Exon Probes Expressed in Brain

Probe SEQ ID NO:	Exon SEQ ID NO:	ORF SEQ ID NO:	Expression Signal	Most Similar (Top) Hit BLAST E Value	Top Hit Accession No.	Top Hit Database Source	Top Hit Descriptor
6563	19328	32835	0.68	6.0E-01	Q04912	SWISSPROT	MACROPHAGE-STIMULATING PROTEIN RECEPTOR PRECURSOR (MSP RECEPTOR) (P185-RON) (CDW136) (CD136 ANTIGEN)
7254	19938	33013	6.99	6.0E-01	AJ277661.1	NT	Homo sapiens partial LMO1 gene for LIM domain only 1 protein, exon 1
8023	20718	33850	4.39	6.0E-01	P02835	SWISSPROT	SEGMENTATION PROTEIN FUSHI TARAZU
8023	20718	33851	4.39	6.0E-01	P02835	SWISSPROT	SEGMENTATION PROTEIN FUSHI TARAZU
9723	22374	35574	1.61	6.0E-01	AB008193.1	NT	Homo sapiens genes for leukotriene B4 receptor BLT2, leukotriene B4 receptor BLT1, complete cds
10173	22821		1.46	6.0E-01	Q01497	SWISSPROT	PEROXISOMAL MEMBRANE PROTEIN PER9 (PEROXIN-3)
10990	23664	36921	1.49	6.0E-01	AJ131892.1	NT	Gallus gallus mRNA for Hyperton protein, 419 kD isoform
10990	23664	36922	1.49	6.0E-01	AJ131892.1	NT	Gallus gallus mRNA for Hyperton protein, 419 kD isoform
11640	24140	37449	3.77	6.0E-01	AI420623.1	EST_HUMAN	ff08f07.x1 NCL_CGAP_P128 Homo sapiens cDNA clone IMAGE:2085621 3'
12364	24758	31060	2.25	6.0E-01	11421663	NT	Homo sapiens nuclear factor (erythroid-derived 2)-like 3 (NFE2L3), mRNA
12455	24824		2.6	6.0E-01	AA706087.1	EST_HUMAN	z99g05.s1 Soares_fetal_liver_spleen_1NFLS_S1 Homo sapiens cDNA clone IMAGE:462776 3'
12639	26208	30815	3.04	6.0E-01	8055303	NT	Mus musculus cGMP-inhibited phosphodiesterase (Pde3a), mRNA
12664	25142		2.06	6.0E-01	BE157617.1	EST_HUMAN	RC1-HT0375-030500-015-c03 HT0376 Homo sapiens cDNA
980	13745	28407	1.36	6.9E-01	U32701.1	NT	Haemophilus influenzae Rd section 16 of 163 of the complete genome
3264	16026	28675	2.29	5.9E-01	AL163287.2	NT	Homo sapiens chromosome 21 segment HSZ1C087
3264	16026	28676	2.29	5.9E-01	AL163287.2	NT	Homo sapiens chromosome 21 segment HSZ1C087
4186	16937		4.21	6.9E-01	AF162766.1	NT	Rattus norvegicus cenexin 2 mRNA, partial cds
6373	19142	32139	1.55	5.9E-01	AF065440.2	NT	Homo sapiens low density lipoprotein receptor-related protein II (LRP2) gene, exon 1 and partial cds
7166	19853	32922	1.32	5.9E-01	AB023486.1	NT	Homo sapiens gene for histamine H2 receptor, promoter region and complete cds
7296	19979		0.61	6.9E-01	X68801.1	NT	G.gallus gene for skeletal alpha-actinin, exon EF2
7898	20593	33725	0.46	5.9E-01	D90811.1	NT	Synechocystis sp. PCC6803 complete genome, 13/27, 1676663-1719843
8536	21228	34370	0.48	5.9E-01	D12922.1	NT	Legionella pneumophila gene for iron superoxide dismutase, complete cds
8443	22120	35299	0.82	6.9E-01	AF063204.2	NT	Chlamydia trachomatis strain KJLW31/Cx major outer membrane protein (omp1) gene, complete cds
9813	22464		0.74	5.9E-01	P06463	SWISSPROT	E6 PROTEIN
10088	22736	35951	1.15	6.9E-01	P55284	SWISSPROT	VASCULAR ENDOTHELIAL-CADHERIN PRECURSOR (VE-CADHERIN) (CADHERIN-6)
10569	23264	36502	2.5	5.9E-01	Q9X003	SWISSPROT	THYMIDYLATE KINASE (DTMP KINASE)
10576	23271	36507	1.72	5.9E-01	AF197944.1	NT	Xenopus laevis receptor protein tyrosine phosphatase delta (XPTP-D) mRNA, complete cds
10881	23561	36808	2.91	5.9E-01	AF937175.1	EST_HUMAN	PM1-DT0041-180100-002-h03 DT0041 Homo sapiens cDNA
11149	23816	37099	1.95	6.9E-01	AF064626.1	NT	Mus spretus strain SPRE1/EI CD48 antigen (Cd48) gene, partial cds
11496	24062	37368	1.56	5.9E-01	P47135	SWISSPROT	JSN1 PROTEIN

Single Exon Probes Expressed in Brain

Probe SEQ ID NO:	Exon SEQ ID NO:	ORF SEQ ID NO:	Expression Signal	Most Similar (Top) Hit BLAST E Value	Top Hit Accession No.	Top Hit Database Source	Top Hit Descriptor
11458	24062	37369	1.56	5.9E-01	P47135	SWISSPROT	JSN1 PROTEIN
12021	24549	31109	2	5.9E-01	L42320.1	NT	Oryzolaigus cuniculus alpha 1 anti-trypsin (alpha 1 AT) gene, promoter region
12252	24698		4.35	5.9E-01	AB017705.1	NT	Aspergillus oryzae pyG gene for orotidine-5'-phosphate decarboxylase, complete cds
12465	24832		5.72	5.9E-01	P34926	SWISSPROT	MICROTUBULE-ASSOCIATED PROTEIN 1A [CONTAINS: MAP1 LIGHT CHAIN L2]
1902	14638	27348	1.36	5.8E-01	P40472	SWISSPROT	SIM1 PROTEIN
2569	16283	28021	1.01	5.8E-01	7305230	NT	Mus musculus low-density lipoprotein B (Ldlb), mRNA
4478	17213	29838	4.37	5.8E-01	AB09077.1	NT	Vigna radiata mRNA for proton pyrophosphatase, complete cds
5290	18085		0.82	5.8E-01	AE002152.1	NT	Ureaplasma urealyticum section 53 of 59 of the complete genome
5444	18243	31131	0.62	5.8E-01	Q10699	SWISSPROT	POTENTIAL 5'-3' EXONUCLEASE
6091	18869	31835	1.09	5.8E-01	D78659.1	EST_HUMAN	HUM500E088 Human placenta polyA+ (TF-ujwara) Homo sapiens cDNA clone GEN-600E06 5'
6220	16994	31970	0.66	5.8E-01	D50601.1	NT	Shigella sonnei DNA for 28 ORFs, complete cds
6715	18630		2.48	5.8E-01	S85091.1	NT	cyclic AMP-regulated phosphoprotein [rats, mRNA, 1030 nt]
7787	20482		2.61	5.8E-01	H41571.1	EST_HUMAN	yn91603.s1 Soares adult brain N2b5H1855Y Homo sapiens cDNA clone IMAGE:176767 3' similar to gb:S78187 M-PHASE INDUCER PHOSPHATASE 2 (HUMAN);
7985	20680	33805	0.64	5.8E-01	A1280081.1	EST_HUMAN	qh85d10.x1 Soares_NFL_T_GBC_S1 Homo sapiens cDNA clone IMAGE:1853779 3'
7985	20680	33808	0.64	5.8E-01	A1280081.1	EST_HUMAN	qh85d10.x1 Soares_NFL_T_GBC_S1 Homo sapiens cDNA clone IMAGE:1853779 3'
8090	20784	33914	3.41	5.8E-01	P14328	SWISSPROT	SPORE COAT PROTEIN SP96
8090	20784	33915	3.41	5.8E-01	P14328	SWISSPROT	SPORE COAT PROTEIN SP96
8789	21481	34628	8.97	5.8E-01	AJ270774.1	NT	Homo sapiens partial TCF-4 gene for T-cell transcription factor-4, exons 6-11
8871	21562	34707	0.99	5.8E-01	Q27368	SWISSPROT	TRANSCRIPTION FACTOR E2F
8872	21563	34708	0.51	5.8E-01	Q20471	SWISSPROT	PUTATIVE CASEIN KINASE I F46F2.2 IN CHROMOSOME X
9496	22149		0.81	5.8E-01	BF031606.1	EST_HUMAN	601557774F1 NIH_MGC_58 Homo sapiens cDNA clone IMAGE:3827298 5'
10911	23591	36637	7.56	5.8E-01	AJ243213.1	NT	Homo sapiens partial 5-HT4 receptor gene, exons 2 to 5
10962	23638		3.97	5.8E-01	BF700092.1	EST_HUMAN	602127677F1 NIH_MGC_56 Homo sapiens cDNA clone IMAGE:4284403 5'
11059	23769		1.99	5.8E-01	BF700092.1	EST_HUMAN	602127677F1 NIH_MGC_56 Homo sapiens cDNA clone IMAGE:4284403 5'
1490	14227	26912	1.12	5.7E-01	P06727	SWISSPROT	APOLIPOPROTEIN A-IV PRECURSOR (APO-AIV)
1480	14227	26913	1.12	5.7E-01	P06727	SWISSPROT	APOLIPOPROTEIN A-IV PRECURSOR (APO-AIV)
3038	16804		0.69	5.7E-01	6755263	NT	Mus musculus plasmacytoma variant translocation 1 (Pvt1), mRNA
3217	15980	28631	1.62	5.7E-01	Q9W7J2	SWISSPROT	PUTATIVE TRANSCRIPTION FACTOR OVO-LIKE 1 (MOVO1) (MOVO1A)
3495	16251		2.82	5.7E-01	AB033503.1	NT	Populus euramericana peacs-2 mRNA for 1-aminocyclopropane-1-carboxylate synthase, complete cds
6262	19098	32011	5.13	5.7E-01	BF035413.1	EST_HUMAN	601494962F1 NIH_MGC_66 Homo sapiens cDNA clone IMAGE:3858590 5'
6611	18374	32388	0.81	5.7E-01	AA194201.1	EST_HUMAN	z35c06.f1 Soares_NihMIPu_S1 Homo sapiens cDNA clone IMAGE:666674 5'
6763	17932	30568	1.33	5.7E-01	AL111440.1	NT	Botrytis cinerea strain T4 cDNA library under conditions of nitrogen deprivation

Single Exon Probes Expressed in Brain

Probe SEQ ID NO:	Exon SEQ ID NO:	ORF SEQ ID NO:	Expression Signal	Most Similar (Top) Hit BLAST E Value	Top Hit Accession No.	Top Hit Database Source	Top Hit Descriptor
7664	20328	33438	2.14	5.7E-01	P00373	SWISSPROT	PYRROLINE-5-CARBOXYLATE REDUCTASE (PSOR) (P5C REDUCTASE)
7870	20565		0.5	5.7E-01	AJ251835.1	NT	Mus musculus Kcnq1, Lrpe5, Maeh2, Tapa-1, Tesc4 and Tesc6 genes, alternative transcripts
8279	20973		0.47	6.7E-01	AI066061.1	EST_HUMAN	HA0895 Human fetal liver cDNA library Homo sapiens cDNA
8999	22350	35544	1.19	5.7E-01	AL161532.2	NT	Arabidopsis thaliana DNA chromosome 4, contig fragment No. 32
8999	22350	35545	1.19	5.7E-01	AL161532.2	NT	Arabidopsis thaliana DNA chromosome 4, contig fragment No. 32
10475	23121	36351	0.72	6.7E-01	BF640982.1	EST_HUMAN	602087712F1 NIH_MGC_58 Homo sapiens cDNA clone IMAGE:4088610 5'
11993	24524		1.52	6.7E-01	BE715051.1	EST_HUMAN	MR3-HT0736-180700-003-e02 HT0736 Homo sapiens cDNA
12658	24958		3.01	5.7E-01	BE959722.2	EST_HUMAN	601654814R1 NIH_MGC_57 Homo sapiens cDNA clone IMAGE:3839763 3'
3357	16117	28772	1.3	6.6E-01	AB018283.2	NT	Homo sapiens mRNA for KIAA0740 protein, partial cds
3357	16117	28773	1.3	6.6E-01	AB018283.2	NT	Homo sapiens mRNA for KIAA0740 protein, partial cds
3863	16613	29252	0.97	5.6E-01	AL161501.2	NT	Arabidopsis thaliana DNA chromosome 4, contig fragment No. 13
4215	16956	29578	0.74	6.6E-01	D83135.1	NT	Chicken TBP gene, exon8, complete cds
8702	21394	34541	4.01	5.6E-01	AV684703.1	EST_HUMAN	AV684703 GKc Homo sapiens cDNA clone GKCF5F05 5'
8702	21394	34542	4.01	5.6E-01	AV684703.1	EST_HUMAN	AV684703 GKc Homo sapiens cDNA clone GKCF5F05 5'
9275	22029	35189	1.08	5.6E-01	AB038782.1	NT	Homo sapiens MUC3A gene for intestinal mucin, partial cds
11884	24457		2.57	5.6E-01	BE898280.1	EST_HUMAN	601514007F1 NIH_MGC_71 Homo sapiens cDNA clone IMAGE:3915457 5'
11997	24535	37272	1.63	5.6E-01	AA493535.1	EST_HUMAN	ng75g10.s1 NCL_CGAP_P18 Homo sapiens cDNA clone IMAGE:940674 similar to contains element PTR7 repetitive element;
12352	16613	29252	1.69	5.6E-01	AL161501.2	NT	Arabidopsis thaliana DNA chromosome 4, contig fragment No. 13
12379	24776		2.7	5.6E-01	F50505	SWISSPROT	HIGH AFFINITY POTASSIUM TRANSPORTER
12773	25027		4.26	5.6E-01	BF573829.1	EST_HUMAN	602132029F1 NIH_MGC_81 Homo sapiens cDNA clone IMAGE:4271334 5'
1189	13941	26906	0.85	5.6E-01	8393912	NT	Rattus norvegicus Protonyl Coenzyme A carboxylase, beta polypeptide (Pccb), mRNA
2705	15412	28149	6.93	5.5E-01	P03341	SWISSPROT	GAG POLYPROTEIN [CONTAINS: INNER COAT PROTEIN P12; CORE PROTEIN P16; CORE SHELL PROTEIN P30; NUCLEOPROTEIN P10]
2705	15412	28150	6.93	5.5E-01	P03341	SWISSPROT	GAG POLYPROTEIN [CONTAINS: INNER COAT PROTEIN P12; CORE PROTEIN P15; CORE SHELL PROTEIN P30; NUCLEOPROTEIN P10]
2819	15685	28330	1	5.5E-01	5902085	NT	Homo sapiens superkiller viralilicidic activity 2 (S. cerevisiae homolog)-like (SKIV2L), mRNA
3052	15828		1.55	5.6E-01	H46219.1	EST_HUMAN	yo18a10.s1 Soares adult brain N2b5H165Y Homo sapiens cDNA clone IMAGE:178268 3'
3228	15691	28644	4.22	5.5E-01	AF227240.1	NT	Rabbit oral papillomavirus, complete genome
3678	16431	29073	1.7	5.5E-01	P48755	SWISSPROT	FOC-RELATED ANTIGEN-1
5032	17801	30419	1.78	5.5E-01	U99097.1	NT	Bos taurus MHC class II beta-chain BoLA-DIB1 gene, partial cds
7187	19873		0.65	5.5E-01	AB015596.1	NT	Carassius auratus gene for gonadotropin II beta subunit, complete cds
8348	21041	34178	1.04	5.5E-01	AI791786.1	EST_HUMAN	0r62601.y5 NCL_CGAP_Lu5 Homo sapiens cDNA clone IMAGE:1602336 5'
8637	22319		0.7	5.5E-01	U88445.1	NT	Crimean-Congo hemorrhagic fever virus strain SPU 415/85 nucleoprotein gene, complete cds

Single Exon Probes Expressed In Brain

Probe SEQ ID NO:	Exon SEQ ID NO:	ORF SEQ ID NO:	Expression Signal	Most Similar (Top) Hit BLAST E Value	Top Hit Accession No.	Top Hit Database Source	Top Hit Descriptor
10276	22924	36136	0.86	5.6E-01	T05047.1	EST_HUMAN	EST02935 Fetal brain, <i>Stratagene</i> (cat#636206) Homo sapiens cDNA clone HFBCQ35
11087	23757	37033	1.65	5.5E-01	BF129507.1	EST_HUMAN	601811077R1 NIH_MGC_48 Homo sapiens cDNA clone IMAGE:4054003 3'
140	12955	25597	4.91	6.4E-01	7657266	NT	Homo sapiens KIAA0929 protein Msx2 interacting nuclear target (MINT) homolog (KIAA0929), mRNA
140	12955	25598	4.91	5.4E-01	7657266	NT	Homo sapiens KIAA0929 protein Msx2 interacting nuclear target (MINT) homolog (KIAA0929), mRNA
571	13352	25980	1.16	5.4E-01	AF232006.1	NT	<i>Pseudomonas syringae</i> pv. tomato strain DC3000 AvrE (avrE), HrpW (hrpW), and GsaA (gstaA) genes, complete cds; and unknown genes
571	13352	25981	1.16	5.4E-01	AF232006.1	NT	<i>Pseudomonas syringae</i> pv. tomato strain DC3000 AvrE (avrE), HrpW (hrpW), and GsaA (gstaA) genes, complete cds; and unknown genes
1248	13987	26864	3.41	5.4E-01	AW896087.1	EST_HUMAN	QV4-NIN0040-070400-160-c04 NIN0040 Homo sapiens cDNA
2059	14830	27719	3.43	5.4E-01	AE002247.2	NT	<i>Chlamydia pneumoniae</i> AR39, section 74 of 94 of the complete genome
2252	14980	27719	1.91	5.4E-01	AJ276682.1	NT	<i>Drosophila melanogaster</i> mRNA for 15,15' beta carotene dioxygenase (beta-diox gene)
5066	17785	30402	0.82	5.4E-01	M74439.1	NT	<i>Rattus rattus</i> UDP glucuronosyltransferase gene, complete cds
5571	18368	31278	0.74	5.4E-01	AW842927.1	EST_HUMAN	PM2-CN0030-030200-003-c10 CN0030 Homo sapiens cDNA
6098	18876	31845	0.83	5.4E-01	AB025017.1	NT	<i>Rattus norvegicus</i> gene for TIS11, complete cds
6928	19664	32710	0.87	5.4E-01	BE966592.2	EST_HUMAN	601660278R1 NIH_MGC_71 Homo sapiens cDNA clone IMAGE:3606080 3'
7236	19920	32993	0.81	5.4E-01	Z21619.1	NT	<i>S.cerevisiae</i> RIB3 gene encoding DBP synthase
7235	19920	32994	0.81	5.4E-01	Z21619.1	NT	<i>S.cerevisiae</i> RIB3 gene encoding DBP synthase
7237	19922	32997	1.48	5.4E-01	Q64428	SWISSPROT	MITOCHONDRIAL TRIFUNCTIONAL ENZYME ALPHA SUBUNIT PRECURSOR (TP-ALPHA) [INCLUDES: LONG-CHAIN ENOYL-COA HYDRATASE; LONG CHAIN 3-HYDROXYACYL-COA DEHYDROGENASE]
8830	22540	36948	2.09	5.4E-01	BF572536.1	EST_HUMAN	602076645F1 NIH_MGC_62 Homo sapiens cDNA clone IMAGE:4243690 5'
11015	23697	36948	2.87	5.4E-01	P96858	SWISSPROT	NITRATE REDUCTASE [NADPH] (NR)
11621	24218	37541	3.08	5.4E-01	Q60675	SWISSPROT	LAMININ ALPHA-2 CHAIN PRECURSOR (LAMININ M CHAIN) (MEROSIN HEAVY CHAIN)
11621	24218	37542	3.08	5.4E-01	Q60676	SWISSPROT	LAMININ ALPHA-2 CHAIN PRECURSOR (LAMININ M CHAIN) (MEROSIN HEAVY CHAIN)
11944	24499		3.5	5.4E-01	A1858398.1	EST_HUMAN	w137g04.x1 NCI_OGAP_Ut1 Homo sapiens cDNA clone IMAGE:2427126 3' similar to gb:M13452 LAMIN A (HUMAN);
503	13287	25921	1.54	5.3E-01	AF019413.1	NT	Homo sapiens HLA class III region containing tenascin X (tenascin-X) gene, partial cds; cytochrome P450 21-hydroxylase (CYP21B), complement component C4 (C4B) G11, hepcase (SK12W), RD, complement factor B (Bf), and complement component C2 (C2) genes.>
2136	14866	27596	1.01	5.3E-01	AF113919.1	NT	<i>Brassica oleracea</i> var. capitata phospholipase D2 (PLD2) gene, complete cds
2136	14868	27597	1.01	5.3E-01	AF113919.1	NT	<i>Brassica oleracea</i> var. capitata phospholipase D2 (PLD2) gene, complete cds
2786	15491	28230	6.83	5.3E-01	4506328	NT	Homo sapiens protein tyrosine phosphatase, receptor-type, zeta polypeptide 1 (PTPRZ1) mRNA

Table 4  
Single Exon Probes Expressed in Brain

Probe SEQ ID NO:	Exon SEQ ID NO:	ORF SEQ ID NO:	Expression Signal	Most Similar (Top) Hit BLAST E Value	Top Hit Accession No.	Top Hit Database Source	Top Hit Descriptor
2786	15491	28231	6.83	5.3E-01	4506328	NT	Homo sapiens protein tyrosine phosphatase, receptor-type, zeta polypeptide 1 (PTPRZ1) mRNA
3237	15998	28649	2.74	5.3E-01	AF087658.1	NT	Homo sapiens secreted C-type lectin precursor (LSLCL) gene, complete cds
4187	16928		1.58	5.3E-01	U39687.1	NT	Mycoplasma genitalium section 9 of 51 of the complete genome
5371	18172	30860	1.96	5.3E-01	A1820921.1	EST_HUMAN	z442h12.y5 Soares ovary tumor NbHOT Homo sapiens cDNA clone IMAGE:740711 5'
5371	18172	30861	1.96	5.3E-01	A1820921.1	EST_HUMAN	z442h12.y5 Soares ovary tumor NbHOT Homo sapiens cDNA clone IMAGE:740711 5'
5466	18265	31166	0.84	5.3E-01	AA193672.1	EST_HUMAN	zr42g09.r1 Soares_NhhMPu_S1 Homo sapiens cDNA clone IMAGE:666112 5'
5466	18265	31157	0.84	5.3E-01	AA193672.1	EST_HUMAN	zr42g09.r1 Soares_NhhMPu_S1 Homo sapiens cDNA clone IMAGE:666112 5'
5659	18366	31286	1.82	5.3E-01	BE845620.1	EST_HUMAN	7e73c12.x1 NCI_CGAP_P128 Homo sapiens cDNA clone IMAGE:3288118 3' similar to gb:J02783
5659	18366	31287	1.82	5.3E-01	BE845620.1	EST_HUMAN	PROTEIN DISULFIDE ISOMERASE PRECURSOR (HUMAN);
8802	21484		1.8	5.3E-01	L01960.2	NT	Roridula gorgonias ribulose 1,5-bisphosphate carboxylase (rbcl.) gene, partial cds; chloroplast gene for chloroplast product
8854	21545	34692	0.81	5.3E-01	BF433956.1	EST_HUMAN	7c71c12.x1 NCI_CGAP_Lu24 Homo sapiens cDNA clone IMAGE: 3' similar to contains element MEIR29 repetitive element;
8854	21545	34693	0.81	5.3E-01	BF433956.1	EST_HUMAN	7c71c12.x1 NCI_CGAP_Lu24 Homo sapiens cDNA clone IMAGE: 3' similar to contains element MEIR29 repetitive element;
10111	22769	35971	0.62	5.3E-01	A1954210.1	EST_HUMAN	wx94b02.x1 NCI_CGAP_Mel15 Homo sapiens cDNA clone IMAGE:2651275 3' similar to SW:COXA_HUMAN P20674 CYTOCHROME C OXIDASE POLYPEPTIDE VA PRECURSOR ;
11650	24149	37460	7.3	5.3E-01	BE566291.1	EST_HUMAN	601339887F1 NIH_MGC 53 Homo sapiens cDNA clone IMAGE:3682168 5'
11789	24379	37709	1.72	5.3E-01	Q05793	SWISSPROT	BASEMENT MEMBRANE-SPECIFIC HEPARAN SULFATE PROTEOGLYCAN CORE PROTEIN PRECURSOR (HSPG) (PERLECAN) (PLC)
11877	25208		4.03	5.3E-01	AA916053.1	EST_HUMAN	cg30e05.s1 NCI_CGAP_Br7 Homo sapiens cDNA clone IMAGE:1441376 3' similar to gb:J02611
797	13569	26229	18.35	5.2E-01	L20770.1	NT	APOLIPOPROTEIN D PRECURSOR (HUMAN);
1141	13896	26557	8.29	5.2E-01	Q9WV30	SWISSPROT	Drosophila melanogaster helix-loop-helix mRNA, complete cds
1169	13923	26585	1.77	5.2E-01	AF224492.1	NT	NUCLEAR FACTOR OF ACTIVATED T CELLS 6 (T CELL TRANSCRIPTION FACTOR NFAT5) (NF-AT5) (REL DOMAIN-CONTAINING TRANSCRIPTION FACTOR NFAT5)
1879	14616		2.35	5.2E-01	AL163285.2	NT	Homo sapiens phospholipid scramblase 1 gene, complete cds
2142	14872	27605	2.55	5.2E-01	AB018283.2	NT	Homo sapiens chromosome 21 segment HS21C085
3117	15882	28521	1.23	5.2E-01	U65942.1	NT	Homo sapiens mRNA for KIAA0740 protein, partial cds
3231	15964	1	1	5.2E-01	D73443.1	NT	Chlamydomonas reinhardtii S2083 POM91A and POM90A precursor, genes, complete cds
3400	16158		1.58	5.2E-01	AL116780.1	NT	Azotobacter vinelandii lcd gene for isocitrate dehydrogenase, complete cds
3437	16193	28843	2.27	5.2E-01	AA984165.1	EST_HUMAN	Botrytis cinerea strain T4 cDNA library under conditions of nitrogen deprivation am77g05.s1 Stratagene schizo brain S11 Homo sapiens cDNA clone IMAGE:1616504 3'

Page 50 of 536  
Table 4  
Single Exon Probes Expressed in Brain

Probe SEQ ID NO:	Exon SEQ ID NO:	ORF SEQ ID NO:	Expression Signal	Most Similar (Top) Hit BLAST E Value	Top Hit Accession No.	Top Hit Database Source	Top Hit Descriptor
3623	16376		0.76	5.2E-01	AF020269.1	NT	Medicago sativa chloroplast malate dehydrogenase precursor (p1mdh) mRNA, nuclear gene encoding chloroplast protein, complete cds
4588	17303	29930	0.82	5.2E-01	6752947	NT	Mus musculus acetylcholine receptor beta (Acrb), mRNA
4953	17679		1.02	5.2E-01	7106444	NT	Mus musculus vanilloid receptor-like protein 1 (Vrl1), mRNA
5597	18364	31272	0.87	5.2E-01	AA284261.1	EST_HUMAN	Zc44d09.T7 Soares, senescent fibroblasts. NbrHSF Homo sapiens cDNA clone IMAGE:325169 3'
9630	25126	35474	0.75	5.2E-01	X02218.1	NT	Chicken duplicated genes for histone H2A, H4 and a histone H3 gene
9630	25126	35475	0.75	5.2E-01	X02218.1	NT	Chicken duplicated genes for histone H2A, H4 and a histone H3 gene
9832	22483	35985	0.48	5.2E-01	AA194518.1	EST_HUMAN	zq05b09.r1 Stratagene muscle 937209 Homo sapiens cDNA clone IMAGE:028793 5'
9926	22574	35772	1.35	5.2E-01	AF143952.2	NT	Homo sapiens PELOTA (PELOTA) gene, complete cds
12744	25010		7	5.2E-01	P18516	SWISSPROT	RETINOIC ACID RECEPTOR GAMMA (RAR-GAMMA) (RETINOIC ACID RECEPTOR DELTA) (RAR-DELTA)
603	13381	26013	1.84	5.1E-01	M85009.1	NT	Human adrenodoxin reductase gene, exons 3 to 12
633	13412	26047	4.49	5.1E-01	AJ233944.1	NT	Polyangium vitellinum (strain PI vt1) 16S rRNA gene
633	13412	26048	4.49	5.1E-01	AJ233944.1	NT	Polyangium vitellinum (strain PI vt1) 16S rRNA gene
1648	14394		1.09	5.1E-01	X87885.1	NT	R.norvegicus mRNA for mammalian fusca protein
2017	14762		1.29	5.1E-01	BF683066.1	EST_HUMAN	602139319F1 NIH_MGC_46 Homo sapiens cDNA clone IMAGE:4288117 5'
4057	16802	29433	3.86	5.1E-01	AIB58495.1	EST_HUMAN	w39b12.x1 NCI_CGAP_U1 Homo sapiens cDNA clone IMAGE:2427263 3'
4164	16904	29633	2.81	5.1E-01	P969380	SWISSPROT	TRANSCRIPTION-REPAIR COUPLING FACTOR (TRCF)
5103	17821	30438	1.01	5.1E-01	U72865.1	NT	Human alpha 1a adrenergic receptor (alpha1a) gene, 5' flanking region
6128	18906	31874	0.67	5.1E-01	BE541068.1	EST_HUMAN	601063606F1 NIH_MGC_10 Homo sapiens cDNA clone IMAGE:3450000 5'
6183	18980		0.93	5.1E-01	AV712326.1	EST_HUMAN	AV712326 DCA Homo sapiens cDNA clone DCAAUF07 5'
6818	19479	32502	1.69	5.1E-01	R80873.1	EST_HUMAN	y94a09.s1 Soares placenta Nb2HP Homo sapiens cDNA clone IMAGE:146872 3'
8470	21162	34304	0.63	5.1E-01	AW806881.1	EST_HUMAN	CV4-ST0023-160400-172-a01 ST0023 Homo sapiens cDNA
8470	21162	34305	0.63	5.1E-01	AW806881.1	EST_HUMAN	CV4-ST0023-160400-172-a01 ST0023 Homo sapiens cDNA
9693	22236	35420	4.33	5.1E-01	J05412.1	NT	Human regenerating protein (reg) gene, complete cds
9597	22240	35424	3.14	5.1E-01	W22302.1	EST_HUMAN	65B1 Human retina cDNA Tap509-cleaved sublibrary Homo sapiens cDNA not directional
10060	22708	35928	0.89	5.1E-01	M94576.1	NT	Human carboxyl ester lipase (CEL) gene, complete cds
12086	25137		4.26	5.1E-01	BF030207.1	EST_HUMAN	601556869F1 NIH_MGC_58 Homo sapiens cDNA clone IMAGE:3826767 5'
12328	24745		3.55	5.1E-01	BF439962.1	EST_HUMAN	ncs11f10.x1 NCI_CGAP_Brrn23 Homo sapiens cDNA clone IMAGE:3406218 3' similar to contains element TAR1 repetitive element:
2130	14861	27590	1.24	5.0E-01	4885552	NT	Homo sapiens postmeiotic segregation Increased 2-like 9 (PMS2L9), mRNA
2130	14861	27591	1.24	5.0E-01	4885552	NT	Homo sapiens postmeiotic segregation Increased 2-like 9 (PMS2L9), mRNA



Page 51 of 536  
Table 4  
Single Exon Probes Expressed in Brain

Probe SEQ ID NO:	Exon SEQ ID NO:	ORF SEQ ID NO:	Expression Signal	Most Similar (Top) Hit BLAST E Value	Top Hit Accession No.	Top Hit Database Source	Top Hit Descriptor
2140	14870	27601	3.19	5.0E-01	AF008210.1	NT	Buchnera aphidicola genomic fragment containing (chaperone Hsp60) groEL, DNA biosynthesis initiating protein (dnaA), ATP operon (atpCDGAHFEB), and putative chromosome replication protein (gidA) genes, complete cds; and termination factor Rho (rho) gene>
2140	14870	27602	3.19	5.0E-01	AF008210.1	NT	Buchnera aphidicola genomic fragment containing (chaperone Hsp60) groEL, DNA biosynthesis initiating protein (dnaA), ATP operon (atpCDGAHFEB), and putative chromosome replication protein (gidA) genes, complete cds; and termination factor Rho (rho) gene>
3811	16563	29196	1.13	5.0E-01	L38483.1	NT	Rattus norvegicus jagged protein mRNA, complete cds
3864	16604	29241	2.75	5.0E-01	AB033010.1	NT	Homo sapiens mRNA for KIAA1184 protein, partial cds
6547	19312		0.65	5.0E-01	BF576199.1	EST_HUMAN	602132842F1 NIH_MGC_81 Homo sapiens cDNA clone IMAGE:4271939 5'
7562	20232	33334	0.75	5.0E-01	AL161649.2	NT	Arabidopsis thaliana DNA chromosome 4, contig fragment No. 49
7662	20232	33335	0.75	5.0E-01	AL161549.2	NT	Arabidopsis thaliana DNA chromosome 4, contig fragment No. 49
8428	21121		1.92	5.0E-01	M92304.1	NT	Xenopus laevis smooth muscle beta-tropomyosin mRNA, complete cds
8569	21261	34399	0.71	5.0E-01	BF107848.1	EST_HUMAN	601823850R1 NIH_MGC_79 Homo sapiens cDNA clone IMAGE:4043485 3'
9368	20429	33647	2.74	5.0E-01	BF317212.1	EST_HUMAN	601803871F1 NIH_MGC_19 Homo sapiens cDNA clone IMAGE:4136632 5'
9626	22178	36362	1.36	6.0E-01	P35573	SWISSPROT	GLYCOGEN DEBRANCHING ENZYME (GLYCOGEN DEBRANCHER) [INCLUDES: 4-ALPHA-GLUCANOTRANSFERASE (OLIGO-1,4-1,4-GLUCANTRANSFERASE); AMYLO-1,6-GLUCOSIDASE (DEXTRIN 6-ALPHA-D-GLUCOSIDASE)]
9525	22178	35363	1.36	6.0E-01	P35573	SWISSPROT	GLYCOGEN DEBRANCHING ENZYME (GLYCOGEN DEBRANCHER) [INCLUDES: 4-ALPHA-GLUCANOTRANSFERASE (OLIGO-1,4-1,4-GLUCANTRANSFERASE); AMYLO-1,6-GLUCOSIDASE (DEXTRIN 6-ALPHA-D-GLUCOSIDASE)]
10290	22938		1.12	5.0E-01	BE869218.1	EST_HUMAN	601445024F1 NIH_MGC_65 Homo sapiens cDNA clone IMAGE:3849436 5'
12026	24554		4	5.0E-01	AF029215.1	NT	Mus musculus MRC OX-2 antigen homolog gene, exons 2-5, and complete cds
12715	24989		1.86	5.0E-01	AL163302.2	NT	Homo sapiens chromosome 21 segment HS21C102
12726	24987		4.39	5.0E-01	O13961	SWISSPROT	NUCLEAR ENVELOPE PROTEIN CUT11
772	13544	28205	2.43	4.9E-01	BF571462.1	EST_HUMAN	602076649F1 NIH_MGC_62 Homo sapiens cDNA clone IMAGE:4243860 5'
1956	14402	27090	1.54	4.9E-01	AJ243955.1	NT	Xenopus laevis mRNA for c-Jun protein, 1978 BP
1899	14636	27345	1.15	4.9E-01	U40969.1	NT	Cavia porcellus pulmonary surfactant protein A (SP-a) mRNA, complete cds
5321	18124	30763	0.89	4.9E-01	Q61554	SWISSPROT	FIBRILLIN 1 PRECURSOR
5946	18728	31686	3.05	4.9E-01	AF020931.1	NT	Homo sapiens diacylglycerol kinase 3 (DAGK3) gene, exon 10
6946	18728	31687	3.05	4.9E-01	AF020931.1	NT	Homo sapiens diacylglycerol kinase 3 (DAGK3) gene, exon 10
7352	20033	33111	1.61	4.9E-01	AB040051.1	NT	Oryza sativa subsp. japonica mEF-G mRNA for mitochondrial elongation factor G, complete cds
7605	20271	33378	0.84	4.9E-01	Q10606	SWISSPROT	PUTATIVE UNDECAPRENYL-PHOSPHATE ALPHA-N-ACETYLGLUCOSAMINYLTRANSFERASE
7606	20271	33379	0.84	4.9E-01	Q10606	SWISSPROT	PUTATIVE UNDECAPRENYL-PHOSPHATE ALPHA-N-ACETYLGLUCOSAMINYLTRANSFERASE
8888	21579		1.45	4.9E-01	BF209791.1	EST_HUMAN	601874904F1 NIH_MGC_54 Homo sapiens cDNA clone IMAGE:4102503 5'

Table 4

Single Exon Probes Expressed In Brain

Probe SEQ ID NO:	Exon SEQ ID NO:	ORF SEQ ID NO:	Expression Signal	Most Similar (Top) Hit BLAST E Value	Top Hit Accession No.	Top Hit Database Source	Top Hit Descriptor
9086	21775	34939	0.99	4.8E-01	AW338905.1	EST_HUMAN	hc90c02.x1 Soares_NFL_T_GBC_S1 Homo sapiens cDNA clone IMAGE:2907266 3' similar to TR:O95714
9196	25431		1.98	4.9E-01	10946863	NT	O95714 HERC2. ;
10216	22884	36076	0.84	4.9E-01	AF053980.1	NT	Mus musculus unc13 homolog (C. elegans) 1 (Unc13h1), mRNA
10419	23085	36286	0.77	4.9E-01	X90000.1	NT	Mus musculus edényi cyclase 1 (Acy1) cDNA, partial cds
11925	24488		1.72	4.9E-01	AF176912.1	NT	H. sapiens DNA for BCL7A gene and BCL7A/GH locus fusion
12709	26392		6.73	4.9E-01	AA613662.1	EST_HUMAN	Homo sapiens neurotrophin-1/B-cell stimulating factor-3 gene, complete cds
4288	17037		0.77	4.8E-01	4504850	NT	mq22e11.s1 NCI_CGAP_Co10 Homo sapiens cDNA clone IMAGE:114662 3'
5420	18219	30930	10.78	4.8E-01	U02987.1	NT	Homo sapiens potassium channel, subfamily K, member 5 (TASK-2) (KCNK5) mRNA, and translated products
6379	19342	32386	0.79	4.8E-01	U92882.1	NT	Saccharomyces cerevisiae sporulation protein (SPO11) gene required for meiotic recombination, complete cds
6588	19352		3.76	4.8E-01	AA659878.1	EST_HUMAN	Mus musculus slow skeletal muscle troponin T (Tmnt1) gene, complete cds
7216	19901		1.99	4.8E-01	5031650	NT	mu85f09.s1 NCI_CGAP_A1V1 Homo sapiens cDNA clone IMAGE:1217613
7565	20235	33339	0.78	4.8E-01	AL163209.2	NT	Homo sapiens reproduction 8 (D8S2298E) mRNA
7681	20325	33434	4.05	4.8E-01	AL161492.2	NT	Homo sapiens chromosome 21 segment HS21C009
7681	20325	33435	4.05	4.8E-01	AL161492.2	NT	Arabidopsis thaliana DNA chromosome 4, contig fragment No. 4
7805	20500	33621	1.2	4.8E-01	AIB20744.1	EST_HUMAN	Arabidopsis thaliana DNA chromosome 4, contig fragment No. 4
9144	21876		0.92	4.8E-01	BE155148.1	EST_HUMAN	Arabidopsis thaliana DNA chromosome 4, contig fragment No. 4
10829	23322		1.88	4.8E-01	X83502.1	NT	MER6 repetitive element ;
12217	25165		3.04	4.8E-01	AF227565.1	NT	PM1-HT0350-201299-004-504 HT0350 Homo sapiens cDNA
12796	26216		1.66	4.8E-01	AJ132984.1	NT	S. cerevisiae ORFs from chromosome X
6422	19190	32186	8.41	4.7E-01	BF217179.1	EST_HUMAN	Trypanosoma cruzi transposon VIP II SIRE repeat region
6941	19423	32438	0.94	4.7E-01	AI204374.1	EST_HUMAN	Chlamydomonas reinhardtii cop gene, exons 1-8
7764	20460	33594	0.63	4.7E-01	T11414.1	EST_HUMAN	601893880F1 NIH_MGC_67 Homo sapiens cDNA clone IMAGE:4096987 5'
7764	20460	33585	0.63	4.7E-01	T11414.1	EST_HUMAN	q772a09.x1 Soares_testis_NHT Homo sapiens cDNA clone IMAGE:1755544 3'
8974	21684	34816	0.52	4.7E-01	6981501	NT	hbc811 Human pancreatic islet Homo sapiens cDNA clone hbc811 5'end
10751	23436		6.11	4.7E-01	AF102873.1	NT	hbc811 Human pancreatic islet Homo sapiens cDNA clone hbc811 5'end
11022	23694	36957	2.2	4.7E-01	U41069.1	NT	Rattus norvegicus Spermine binding protein (Sbp), mRNA
11282	23914	37208	1.61	4.7E-01	BF529658.1	EST_HUMAN	Influenza A virus isolate hk51697 hemagglutinin (HA) gene, partial cds
11349	24039	37342	1.7	4.7E-01	AW989448.1	EST_HUMAN	Human collagen alpha2(XI) (COL11A2) gene, exons 6 through 16, and partial cds
12118	24609		1.52	4.7E-01	BE887763.1	EST_HUMAN	602043889F1 NCI_CGAP_Brn67 Homo sapiens cDNA clone IMAGE:4181303 5'
12237	24689		1.51	4.7E-01	AW341561.1	EST_HUMAN	RC6-NT0029-240400-011-E08 NT0029 Homo sapiens cDNA
							601511333F1 NIH_MGC_71 Homo sapiens cDNA clone IMAGE:3912488 5'
							hdf1c08.x1 Soares_NFL_T_GBC_S1 Homo sapiens cDNA clone IMAGE:2909198 3'

Page 53 of 536  
Table 4

Single Exon Probes Expressed in Brain

Probe SEQ ID NO:	Exon SEQ ID NO:	ORF SEQ ID NO:	Expression Signal	Most Similar (Top) Hit BLAST E Value	Top Hit Accession No.	Top Hit Database Source	Top Hit Descriptor
12813	25055		1.63	4.7E-01	AP000007.1	NT	<i>Pyrococcus horikoshii</i> OT3 genomic DNA, 1485001-1738505 nt. position (717)
12817	25300		1.38	4.7E-01	6678502	NT	<i>Mus musculus</i> proteasome (prosome, macropain) 26S subunit ATPase 3 (Psmc3), mRNA
3726	16479	29116	1.57	4.6E-01	BF983300.1	EST_HUMAN	602081103F1 NIH_MGC_81 Homo sapiens cDNA clone IMAGE:4245481 5'
3726	16479	29117	1.57	4.6E-01	BF983300.1	EST_HUMAN	602081103F1 NIH_MGC_81 Homo sapiens cDNA clone IMAGE:4245481 5'
5333	18138	30795	1	4.6E-01	BF313593.1	EST_HUMAN	601900234F1 NIH_MGC_19 Homo sapiens cDNA clone IMAGE:4129472 5'
5333	18138	30796	1	4.6E-01	BF313593.1	EST_HUMAN	601900234F1 NIH_MGC_19 Homo sapiens cDNA clone IMAGE:4129472 5'
5385	18185	30875	3.11	4.6E-01	Q90645	SWISSPROT	INTERFERON REGULATORY FACTOR 3 (IRF-3)
5388	18188	30876	3.11	4.6E-01	Q90645	SWISSPROT	INTERFERON REGULATORY FACTOR 3 (IRF-3)
5459	18258	31148	1.84	4.6E-01	BE734781.1	EST_HUMAN	601668755F1 NIH_MGC_21 Homo sapiens cDNA clone IMAGE:3843637 5'
5472	18271	31163	2.17	4.6E-01	AI247678.1	EST_HUMAN	qh59h02.x1 Soares_fetal_liver_spleen_1NFLS_S1 Homo sapiens cDNA clone IMAGE:1849011 3' similar to TR:O16338 O19338 BUTYROPHILIN.;
5472	18271	31164	2.17	4.6E-01	AI247678.1	EST_HUMAN	qh59h02.x1 Soares_fetal_liver_spleen_1NFLS_S1 Homo sapiens cDNA clone IMAGE:1849011 3' similar to TR:O16338 O19338 BUTYROPHILIN.;
5480	18278	31175	1.6	4.6E-01	P20050	SWISSPROT	MEIOSIS SPECIFIC PROTEIN HOP1
5560	18357		0.96	4.6E-01	AF212124.1	NT	Andalis schwartzii cytochrome b gene, partial cds; mitochondrial gene for mitochondrial product
5645	18440		0.77	4.6E-01	BE817247.1	EST_HUMAN	PM0-BN0260-120600-001-F07 BN0260 Homo sapiens cDNA
5809	18598	31526	0.59	4.6E-01	D26215.1	NT	Unidentified soil bacteria 16S rRNA gene encoding 16S ribosomal RNA
6163	18940	31911	1.21	4.6E-01	AE000894.1	NT	<i>Methanobacterium thermoautotrophicum</i> from bases 1165751 to 1176238 (section 100 of 148) of the complete genome
6669	19586	32620	3.2	4.6E-01	U62332.1	NT	complete cds
6669	19586	32621	3.2	4.6E-01	U62332.1	NT	<i>Emmericella nidulans</i> NEMPA (nempa) gene, mitochondrial gene encoding putative mitochondrial protein, complete cds
7131	25105	32884	0.57	4.6E-01	L07320.1	NT	<i>Emmericella nidulans</i> NEMPA (nempa) gene, mitochondrial gene encoding putative mitochondrial protein, complete cds
7628	20295	33403	0.91	4.6E-01	AA493577.1	EST_HUMAN	Murine cytomegalovirus $\epsilon$ 1 protein gene, complete cds nh04h05.s1 NCL_CGAP_Thy1 Homo sapiens cDNA clone IMAGE:943353 similar to contains Alu repetitive element; contains element L.1 repetitive element;
7658	20322		0.59	4.6E-01	Q90069	SWISSPROT	GENOME POLYPROTEIN [CONTAINS: N-TERMINAL PROTEIN (P1); HELPER COMPONENT PROTEINASE (HC-PRO); PROTEIN P3; 6 KD PROTEIN 1 (6K1); CYTOPLASMIC INCLUSION PROTEIN (CI); 6 KD PROTEIN 2 (6K2); GENOME-LINKED PROTEIN (VPG); NUCLEAR INCLUSION PROTEIN A (NI-A) (NI>]
8219	20913	34049	10.11	4.6E-01	BF697399.1	EST_HUMAN	602130953F1 NIH_MGC_56 Homo sapiens cDNA clone IMAGE:4287628 5'
9201	21670	35035	1.11	4.6E-01	P55202	SWISSPROT	ATRIAL NATRIURETIC PEPTIDE RECEPTOR B PRECURSOR (ANP-B) (ANPRB) (GC-B) (GUANYLATE CYCLASE)

Page 54 of 536  
Table 4

Single Exon Probes Expressed in Brain

Probe SEQ ID NO:	Exon SEQ ID NO:	ORF SEQ ID NO:	Expression Signal	Most Similar (Top) Hit BLAST E Value	Top Hit Accession No.	Top Hit Database Source.	Top Hit Descriptor
9201	21870	35036	1.11	4.6E-01	P59202	SWISSPROT	ATRIAL NATRIURETIC PEPTIDE RECEPTOR B PRECURSOR (ANP-B) (ANPRB) (GC-B) (GUANYLATE CYCLASE)
9876	22526	35720	1.64	4.6E-01	A1915634.1	EST_HUMAN	wg73e12.x1 Soares_NSF_FB_9W_OT_PA_P_S1 Homo sapiens cDNA clone IMAGE:2370766 3'
9878	22626	35721	1.64	4.6E-01	A1915634.1	EST_HUMAN	wg73e12.x1 Soares_NSF_FB_9W_OT_PA_P_S1 Homo sapiens cDNA clone IMAGE:2370766 3'
10912	23592		2.3	4.6E-01	P98163	SWISSPROT	PUTATIVE VITELLOGENIN RECEPTOR PRECURSOR (YL)
10922	23602	36850	10.22	4.6E-01	BE185449.1	EST_HUMAN	IL5-HT0730-100500-075-g05 HT0730 Homo sapiens cDNA
10922	23602	36851	10.22	4.6E-01	BE185449.1	EST_HUMAN	IL6-HT0730-100500-075-g05 HT0730 Homo sapiens cDNA
11450	23217	39449	5.32	4.6E-01	AF019369.1	NT	Human thiopyrimine methyltransferase (TPMT) gene, exon 10 and complete cds
11450	23217	36450	5.32	4.6E-01	AF019369.1	NT	Human thiopyrimine methyltransferase (TPMT) gene, exon 10 and complete cds
12163	24845		1.77	4.6E-01	D53316.1	EST_HUMAN	HUM105F03B Clontech human fetal brain polyA+ mRNA (#6535) Homo sapiens cDNA clone GEN-105F03 5'
1904	14641	27360	1.43	4.5E-01	AE001931.1	NT	Dainococcus radiodurans R1 section 68 of 229 of the complete chromosome 1
1904	14641	27351	1.43	4.5E-01	AE001931.1	NT	Dainococcus radiodurans R1 section 68 of 229 of the complete chromosome 1
2873	15640	28284	4.5	4.5E-01	AA677086.1	EST_HUMAN	zj55d02.s1 Soares_fetal_liver_spleen_1NFLS_S1 Homo sapiens cDNA clone IMAGE:454179 3'
3312	16072	28722	4.58	4.5E-01	Q05763	SWISSPROT	BASEMENT MEMBRANE-SPECIFIC HEPARAN SULFATE PROTEOGLYCAN CORE PROTEIN PRECURSOR (HSPG) (PERLECAN) (PLC)
3372	19131	28787	1.07	4.5E-01	AF126378.1	NT	Mus musculus DNA polymerase epsilon catalytic subunit (Pole) gene, exons 2 through 12
4007	16753		0.95	4.5E-01	Q28247	SWISSPROT	COLLAGEN ALPHA 5(V) CHAIN
4055	16800	29431	0.88	4.5E-01	A1708908.1	EST_HUMAN	es98e09.x1 Barstead_aorta_HPLRB6 Homo sapiens cDNA clone IMAGE:2353480 3'
4195	17887		4.25	4.5E-01	AW873495.1	EST_HUMAN	ho80g02.x1 Soares_NFL_T_GBC_S1 Homo sapiens cDNA clone IMAGE:3041810 3'
4890	17617	30236	1.1	4.5E-01	BE963445.2	EST_HUMAN	601657225R1 NIH_MGC_67 Homo sapiens cDNA clone IMAGE:3866023 3'
5461	18260	31151	1.49	4.5E-01	AW608814.1	EST_HUMAN	QV2-PT0012-140100-031-c08 P T0012 Homo sapiens cDNA
6510	19275		1.45	4.5E-01	Q00856	SWISSPROT	COAT PROTEIN
7312	19995	33073	1.27	4.5E-01	M37036.1	NT	Rat nuclear proteins B23.1 and B23.2
7509	20180	33273	2.64	4.5E-01	A1859849.1	EST_HUMAN	w32e02.x1 NCI_CGAP_U11 Homo sapiens cDNA clone IMAGE:2426618 3' similar to TR:Q92923 Q92923
7621	20287	39396	0.95	4.5E-01	P50070	SWISSPROT	SWISINF COMPLEX 170 KDA SUBUNIT ; DNA PRIMASE
8206	20900		0.86	4.5E-01	M32661.1	NT	D.melanogaster Shaw2 protein mRNA, complete cds
8302	20986	34134	3.6	4.5E-01	A1648696.1	EST_HUMAN	tz56g1.x1 NCI_CGAP_Ov35 Homo sapiens cDNA clone IMAGE:2292644 3'
8457	21149	34292	0.83	4.5E-01	Q52728	SWISSPROT	POLY-BETA-HYDROXYBUTYRATE POLYMERASE (POLY(3-HYDROXYBUTYRATE) POLYMERASE) (PHB POLYMERASE) (PHB SYNTHASE) (POLY(3-HYDROXYALKANOATE) POLYMERASE) (PHA POLYMERASE) (PHA SYNTHASE) (POLYHYDROXYALKANOIC ACID SYNTHASE)
8680	21372		2.34	4.5E-01	11444786	NT	Homo sapiens hypothetical protein DKFZp547G183 (DKFZp547G183), mRNA

Single Exon Probes Expressed In Brain

Probe SEQ ID NO:	Exon SEQ ID NO:	ORF SEQ ID NO:	Expression Signal	Most Similar (Top) Hit BLAST E Value	Top Hit Accession No.	Top Hit Database Source	Top Hit Descriptor
8997	21598	34728	0.86	4.5E-01	AE000218.1	NT	Escherichia coli K-12 MG1655 section 108 of 400 of the complete genome
8940	22491		1.02	4.5E-01	9630816	NT	Bombayx mori nuclear polyhedrosis virus, complete genome
10392	23038	36254	24.62	4.5E-01	M86006.1	EST_HUMAN	EST02531 Fetal brain, Stratagene (cat#836206) Homo sapiens cDNA clone HFBCY17
10392	23038	36255	24.62	4.5E-01	M86006.1	EST_HUMAN	EST02531 Fetal brain, Stratagene (cat#836206) Homo sapiens cDNA clone HFBCY17
10772	23455	36899	2.15	4.5E-01	AW591271.1	EST_HUMAN	xo14h01.x1 NCL_CGAP_U13 Homo sapiens cDNA clone IMAGE:2703985 3' similar to SW:INT6_MOUSE
11217	23980		1.52	4.5E-01	AV719382.1	EST_HUMAN	Q64252 VIRAL INTEGRATION SITE PROTEIN INT-6. [1];
11895	25384		3.52	4.5E-01	BE871481.1	EST_HUMAN	AV719382 GLC Homo sapiens cDNA clone GLOCED12 5'
12540	24880		1.58	4.5E-01	BF337631.1	EST_HUMAN	601449201F1 NIH_MGC_68 Homo sapiens cDNA clone IMAGE:3852861 5'
12611	24918		3.37	4.5E-01	11422099	NT	602035275F1 NCL_CGAP_Brm64 Homo sapiens cDNA clone IMAGE:4183280 5'
2388	15109	27847	3.39	4.4E-01	P49765	SWISSPROT	Homo sapiens testis-specific kinase 2 (TESK2), mRNA
3310	16070	28719	1.29	4.4E-01	AF058790.1	NT	VASCULAR ENDOTHELIAL GROWTH FACTOR B PRECURSOR (VEGF-B) (VEGF RELATED FACTOR)
3310	16070	28720	1.29	4.4E-01	AF058790.1	NT	Rattus norvegicus SynGAP-b mRNA, complete cds
3313	16073	28723	2.92	4.4E-01	BF056726.1	EST_HUMAN	Rattus norvegicus SynGAP-b mRNA, complete cds
4209	16950		1.88	4.4E-01	BE378707.1	EST_HUMAN	Z91d02.y1 NCL_CGAP_Br18 Homo sapiens cDNA clone IMAGE:3393795 5'
5334	18137	30797	1.2	4.4E-01	P04929	SWISSPROT	601237139F1 NIH_MGC_44 Homo sapiens cDNA clone IMAGE:3609393 5'
5334	18137	30798	1.2	4.4E-01	P04929	SWISSPROT	HISTIDINE-RICH GLYCOPROTEIN PRECURSOR
5602	18397	31309	1.59	4.4E-01	S65019.1	NT	HISTIDINE-RICH GLYCOPROTEIN PRECURSOR
5619	18415	31828	2	4.4E-01	AV720408.1	EST_HUMAN	mucin [rats, Sprague-Dawley, sulfur-dioxide-treated, tracheal epithelium, mRNA Partial, 390 nt]
5864	18651	31591	1.46	4.4E-01	A1198413.1	EST_HUMAN	AV720408 GLC Homo sapiens cDNA clone GLCCSC12 5'
5864	18651	31592	1.46	4.4E-01	A1198413.1	EST_HUMAN	q162h11.x1 NCL_CGAP_Brm25 Homo sapiens cDNA clone IMAGE:1861126 3' similar to TR:Q29168 Q29168
6146	18923	31894	1.78	4.4E-01	AW080795.1	EST_HUMAN	UNKNOWN PROTEIN ;
6236	19010		1.42	4.4E-01	AA776132.1	EST_HUMAN	UNKNOWN PROTEIN ;
7297	19980	33056	1.04	4.4E-01	AE000571.1	NT	UNKNOWN PROTEIN ;
7723	20436		0.6	4.4E-01	AE001198.1	NT	AFLATOXIN B1-ALDEHYDE REDUCTASE ;
7740	25436		9.71	4.4E-01	Z11679.1	NT	ae85d11.s1 Stratagene schizo brain S11 Homo sapiens cDNA clone IMAGE:970865 3' similar to gb:M16038
8661	21353	34500	0.84	4.4E-01	AA056427.1	EST_HUMAN	TYROSINE-PROTEIN KINASE_LYN (HUMAN);
9049	21738	34896	0.7	4.4E-01	AF112840.1	NT	Helicobacter pylori 26695 section 49 of 134 of the complete genome
							Treponeema pallidum section 4 of 87 of the complete genome
							S.tuberosum mRNA for induced sciclon tip protein (partial)
							Z159a03.s1 Stratagene colon (#937204) Homo sapiens cDNA clone IMAGE:509836 3'
							HIV-1 isolate 08107v6 from USA, envelope glycoprotein (env) gene, partial cds

Page 56 of 536  
Table 4

Single Exon Probes Expressed in Brain

Probe SEQ ID NO:	Exon SEQ ID NO:	ORF SEQ ID NO:	Expression Signal	Most Similar (Top) Hit BLAST E Value	Top Hit Accession No.	Top Hit Database Source	Top Hit Descriptor
9082	21771	34934	0.57	4.4E-01	AW612578.1	EST_HUMAN	hh05c08.x1 NCI_CGAP_Kid11 Homo sapiens cDNA clone IMAGE:2954222 3' similar to SW:MSH6_HUMAN P52701 DNA MISMATCH REPAIR PROTEIN MSH6 ;
9190	21860	35025	1.24	4.4E-01	O62836	SWISSPROT	ZINC FINGER X-CHROMOSOMAL PROTEIN
9862	22612	36709	2.19	4.4E-01	A1268650.1	EST_HUMAN	gc39f09.x1 NCI_CGAP_Lu6 Homo sapiens cDNA clone IMAGE:1910921 3'
9863	22513		1.88	4.4E-01	P28922	SWISSPROT	GLYCOPROTEIN B PRECURSOR (GLYCOPROTEIN 14)
9997	22645	35857	4.31	4.4E-01	P35590	SWISSPROT	TYROSINE-PROTEIN KINASE RECEPTOR TIE-1 PRECURSOR
10273	22921	36132	1.33	4.4E-01	S76404.1	NT	beta -HKA=H,K-ATPase beta-subunit [rats, Genomic, 8983 nt, segment 2 of 2]
10273	22921	36133	1.33	4.4E-01	S76404.1	NT	beta -HKA=H,K-ATPase beta-subunit [rats, Genomic, 8983 nt, segment 2 of 2]
12148	24635	31095	3.44	4.4E-01	6877874	NT	Mus musculus sodium channel, type X, alpha polypeptide (Scn10a), mRNA
12579	24803	31000	3.36	4.4E-01	9827742	NT	Autographa californica nucleopolydnavirus, complete genome
12863	24971		1.91	4.4E-01	P54726	SWISSPROT	UV EXCISION REPAIR PROTEIN RAD23 HOMOLOG A (HHR23A)
12766	25152		1.43	4.4E-01	AW363338.1	EST_HUMAN	RC2-CT0320-281199-012-c07 CT0320 Homo sapiens cDNA
402	13187	25836	2.17	4.3E-01	AF155218.1	NT	Callithrix jacchus MW/LW opsin gene, upstream flanking region
402	13187	25836	2.17	4.3E-01	AF155218.1	NT	Callithrix jacchus MW/LW opsin gene, upstream flanking region
2875	18642		1.64	4.3E-01	AW95269.1	EST_HUMAN	GM2-DT0003-010200-077-c01 DT0003 Homo sapiens cDNA
3056	15822	28466	0.75	4.3E-01	AW899477.1	EST_HUMAN	MRO-BN0070-270300-008-g04 BN0070 Homo sapiens cDNA
4131	16873	29501	1.29	4.3E-01	J00306.1	NT	Human somatostatin 1 gene and flanks
4374	13187	25835	1.18	4.3E-01	AF155218.1	NT	Callithrix jacchus MW/LW opsin gene, upstream flanking region
4374	13187	25836	1.18	4.3E-01	AF155218.1	NT	Callithrix jacchus MW/LW opsin gene, upstream flanking region
4902	17629		1.19	4.3E-01	AL161502.2	NT	Arabidopsis thaliana DNA chromosome 4, contig fragment No. 14
5280	18085	30742	0.8	4.3E-01	P48634	SWISSPROT	LARGE PROLINE-RICH PROTEIN BAT2 (HLA-B-ASSOCIATED TRANSCRIPT 2)
5280	18085	30743	0.8	4.3E-01	P48634	SWISSPROT	LARGE PROLINE-RICH PROTEIN BAT2 (HLA-B-ASSOCIATED TRANSCRIPT 2)
5798	18589	31515	1.69	4.3E-01	BE181655.1	EST_HUMAN	QV1-HT0638-070500-191-408 HT0638 Homo sapiens cDNA
5817	18600	31534	2.02	4.3E-01	AF179825.1	NT	Salmir sclireus olfactory receptor (SSC186) gene, partial cds
6608	19371	32384	4.78	4.3E-01	AJ001678.1	NT	Coturnix coturnix japonica ifnG gene
6689	19606	32646	0.6	4.3E-01	AF075629.1	NT	Equus caballus microsatellite LEX027
6787	19511		0.91	4.3E-01	O33367	SWISSPROT	DNA GYRASE SUBUNIT B
7328	20011		1.88	4.3E-01	BF348001.1	EST_HUMAN	602023134F1 NCI_CGAP_Bm67 Homo sapiens cDNA clone IMAGE:4158286 5'
7496	20169	33260	0.61	4.3E-01	U51002.1	NT	Mus musculus Dlx-2 gene, complete cds
8326	21019		2.72	4.3E-01	U97040.1	NT	Methanococcus voltae flagella-related protein C-1 (flaC-fla) genes, complete cds
9154	21885	35053	0.96	4.3E-01	Y14604.1	NT	Erwinia amylovora rcsV gene
9826	22279	35468	2.18	4.3E-01	AW630048.1	EST_HUMAN	hh74e10.y1 NCI_CGAP_GU1 Homo sapiens cDNA clone IMAGE:2868554 5'
9626	22279	35469	2.18	4.3E-01	AW630048.1	EST_HUMAN	hh74e10.y1 NCI_CGAP_GU1 Homo sapiens cDNA clone IMAGE:2868554 5'

Page 57 of 536  
Table 4

Single Exon Probes Expressed in Brain

Probe SEQ ID NO:	Exon SEQ ID NO:	ORF SEQ ID NO:	Expression Signal	Most Similar (Top) Hit BLASTE Value	Top Hit Accession No.	Top Hit Database Source	Top Hit Descriptor
10128	22776	35990	0.84	4.3E-01	AW170559.1	EST_HUMAN	xn63e05.x1 Soares_NHcC_cervical_tumor Homo sapiens cDNA clone IMAGE:2698400 3' similar to
10409	23055	38272	0.5	4.3E-01	H65292.1	EST_HUMAN	TR:O00189 O00189 MU-ADAPTIN-RELATED PROTEIN 2.;
10849	19606	32646	2.45	4.3E-01	AF075629.1	NT	yr45b05.s1 Soares fetal liver spleen 1NFLS Homo sapiens cDNA clone IMAGE:208209 3'
11168	23833	37113	1.29	4.3E-01	AW993658.1	EST_HUMAN	Equus caballus microsatellite LEX027
11168	23833	37114	1.29	4.3E-01	AW993658.1	EST_HUMAN	RC3-BN0034-290200-013-c12 BN0034 Homo sapiens cDNA
11745	24336	37662	1.84	4.3E-01	A1874332.1	EST_HUMAN	RC3-BN0034-290200-013-c12 BN0034 Homo sapiens cDNA
12770	25025		2.18	4.3E-01	AJ003022.1	NT	tz64d04.x1 NCI_CGAP_Ov35 Homo sapiens cDNA clone IMAGE:2293351 3'
1337	15666	28761	1.54	4.2E-01	Q39102	SWISSPROT	Streptomyces coelicolor whiH gene
1941	14876		1.23	4.2E-01	AA761653.1	EST_HUMAN	CELL DIVISION PROTEIN FTSH HOMOLOG PRECURSOR
3598	18349	28990	4.4	4.2E-01	AE003947.1	NT	nz24e09.s1 NCI_CGAP_GCB1 Homo sapiens cDNA clone IMAGE:1288698 3'
3628	16381	28021	1.41	4.2E-01	A1280338.1	EST_HUMAN	Xiella fastidiosa, section 93 of 229 of the complete genome
3698	17886		0.85	4.2E-01	N81203.1	EST_HUMAN	ql94b01.x1 Soares_NhHMPu_S1 Homo sapiens cDNA clone IMAGE:1878945 3'
3964	18713	28352	0.97	4.2E-01	Q04886	SWISSPROT	788IE1 fetal brain cDNA Homo sapiens cDNA clone 788IE1-K similar to R07879, Z40488
4649	17383	30015	4.88	4.2E-01	AA634093.1	EST_HUMAN	SOX-3 PROTEIN
4731	17463	30100	3.46	4.2E-01	R13467.1	EST_HUMAN	nj98h01.s1 NCI_CGAP_P10 Homo sapiens cDNA clone IMAGE:997777 similar to gb:M83600 HLA CLASS II HISTOCOMPATIBILITY ANTIGEN, DR-1 BETA CHAIN (HUMAN);
5628	18423	31336	0.82	4.2E-01	BF242055.1	EST_HUMAN	y77601.r1 Soares infant brain 1NIB Homo sapiens cDNA clone IMAGE:28278 5'
5693	18487	31408	1.63	4.2E-01	AW854162.1	EST_HUMAN	601B79721F1 NIH_MGC_55 Homo sapiens cDNA clone IMAGE:4108483 6'
6112	18889	31858	1.01	4.2E-01	AL163247.2	NT	RC3-CT0254-060400-029-g04 CT0254 Homo sapiens cDNA clone IMAGE:4108483 6'
6852	19552	32582	10.8	4.2E-01	AU158472.1	EST_HUMAN	Homo sapiens chromosome 21 segment HS21C047
6852	19552	32583	10.8	4.2E-01	AU158472.1	EST_HUMAN	AU158472 PLACE2 Homo sapiens cDNA clone PLACE2000470 3'
6911	25101	32694	2.15	4.2E-01	S82504.1	NT	AU158472 PLACE2 Homo sapiens cDNA clone PLACE2000470 3'
6993	19686	32734	7	4.2E-01	AL161547.2	NT	Brcs1-breast cancer gene [rats, W.F., spleen, Genomic, 419 nt, segment 2 of 2]
7891	20586	33715	2.21	4.2E-01	AW967448.1	EST_HUMAN	Arabidopsis thaliana DNA chromosome 4, contig fragment No. 47
7891	20586	33716	2.21	4.2E-01	AW957448.1	EST_HUMAN	EST369413 MAGE resequences, MAGE Homo sapiens cDNA
8106	20800	33932	0.61	4.2E-01	4758039	NT	EST369413 MAGE resequences, MAGE Homo sapiens cDNA
9870	22520		0.94	4.2E-01	AA705007.1	EST_HUMAN	Homo sapiens cytochrome c oxidase subunit VIc (COX6C), nuclear gene encoding mitochondrial protein, mRNA
10081	22729	35944	0.45	4.2E-01	AF181854.1	NT	zj95f01.s1 Soares_fetal_liver_spleen_1NFLS_S1 Homo sapiens cDNA clone IMAGE:462649 3'
10393	23039	36266	1.78	4.2E-01	AW863666.1	EST_HUMAN	Lassa virus strain 803213 glycoprotein precursor and nucleoprotein genes, complete cds
10972	23648	36901	2.69	4.2E-01	AB023489.1	NT	MR3-SN0010-280300-103-h07 SN0010 Homo sapiens cDNA
11370	28977	37277	2.11	4.2E-01	BE969485.2	EST_HUMAN	Oryzias latipes OIGC7 mRNA for membrane guanylyl cyclase, complete cds
1072	13830	26488	1.83	4.1E-01	A1905481.1	EST_HUMAN	601660352R1 NIH_MGC_71 Homo sapiens cDNA clone IMAGE:3906085 3'
							RC-BT091-210199-142 BT091 Homo sapiens cDNA

Page 58 of 536  
Table 4

Single Exon Probes Expressed in Brain

Probe SEQ ID NO:	Exon SEQ ID NO:	ORF SEQ ID NO:	Expression Signal	Most Similar (Top) Hit BLAST E Value	Top Hit Accession No.	Top Hit Database Source	Top Hit Descriptor
1081	13839	28497	1.1	4.1E-01	AV705243.1	EST_HUMAN	AV705243 ADB Homo sapiens cDNA clone ADBAHF08 5'
1081	13839	28498	1.1	4.1E-01	AV705243.1	EST_HUMAN	AV705243 ADB Homo sapiens cDNA clone ADBAHF08 5'
2715	15422	28161	1.1	4.1E-01	7705283	NT	Homo sapiens anaphase-promoting complex subunit 7 (APC7), mRNA
2841	15706	28355	2.17	4.1E-01	AL161536.2	NT	Arabidopsis thaliana DNA chromosome 4, contig fragment No. 36
2841	15706	28356	2.17	4.1E-01	AL161536.2	NT	Arabidopsis thaliana DNA chromosome 4, contig fragment No. 36
3754	16506	29142	0.68	4.1E-01	AW961292.1	EST_HUMAN	EST373364 MAGG resequences, MAGG Homo sapiens cDNA
3754	16506	29143	0.68	4.1E-01	AW961292.1	EST_HUMAN	EST373364 MAGG resequences, MAGG Homo sapiens cDNA
4241	18982	29607	2.93	4.1E-01	AJ249207.1	NT	Rhodococcus sp. AD45 isoG, isoH, isoI, isoJ, isoK, isoL, isoM, isoN, isoO, isoP, isoQ, isoR, isoS, isoT, isoU, isoV, isoW, isoX, isoY, isoZ, isoAA, isoAB, isoAC, isoAD, isoAE and isoAF genes
4271	17011		0.82	4.1E-01	AA909257.1	EST_HUMAN	om33402.s1 Soares_NFL_T_GBC_S1 Homo sapiens cDNA clone IMAGE:1642818 3'
4618	17363	28988	1.46	4.1E-01	AV747880.1	EST_HUMAN	AV747880 NPC Homo sapiens cDNA clone NPCBDF10 5'
4868	18057	28706	2.48	4.1E-01	AA906344.1	EST_HUMAN	g194b08.s1 Soares_NFL_T_GBC_S1 Homo sapiens cDNA clone IMAGE:1509943 3'
5899	18684	31632	4.72	4.1E-01	BF681393.1	EST_HUMAN	602166890F NIH_MGC_63 Homo sapiens cDNA clone IMAGE:4287319 6'
7332	20014	33092	2.76	4.1E-01	U67535.1	NT	Methanococcus jannaschii section 77 of 150 of the complete genome
7935	20630	33757	1.38	4.1E-01	BF574804.1	EST_HUMAN	602133261F1 NIH_MGC_81 Homo sapiens cDNA clone IMAGE:4288238 5'
8988	21678	34827	1.39	4.1E-01	6755521	NT	Mus musculus signaling intermediate in Toll pathway-evolutionarily conserved (Sltpec-pending), mRNA
9465	22075		0.67	4.1E-01	AF160597.1	NT	Voaialo gymnocaucus Vgym560 cytochrome b (cytb) gene, complete cds; mitochondrial gene for mitochondrial product
10163	22811		1.05	4.1E-01	AL139076.2	NT	Campylobacter jejuni NCTC11168 complete genome; segment 3/8
10310	22957	36173	0.91	4.1E-01	AV649579.1	EST_HUMAN	AV649579 GLC Homo sapiens cDNA clone GLOBVD12 3'
10404	23050	36267	0.61	4.1E-01	P18584	SWISSPROT	PROBABLE SERINE PROTEASE DO-LIKE PRECURSOR (59 KDA IMMUNOGENIC PROTEIN) (SK59)
10404	23050	36268	0.61	4.1E-01	P18584	SWISSPROT	PROBABLE SERINE PROTEASE DO-LIKE PRECURSOR (59 KDA IMMUNOGENIC PROTEIN) (SK69)
10478	23124		1.33	4.1E-01	BF349382.1	EST_HUMAN	CM2-HT0137-200899-010-e08 HT0137 Homo sapiens cDNA
10743	23430	36673	80.48	4.1E-01	X58700.1	NT	Zea mays ZMPMS2 gene for 19 kDa zein protein
11366	23177	36404	2	4.1E-01	Q09470	SWISSPROT	VOLTAGE-GATED POTASSIUM CHANNEL PROTEIN KV1.1 (HUK1)(HBK1)
12475	25360		2.82	4.1E-01	D87675.1	NT	Homo sapiens DNA for amyloid precursor protein, complete cds
1016	13775	26435	0.82	4.0E-01	8404656	NT	Laqueus rubellus mitochondrion, complete genome
1316	14065	26739	0.95	4.0E-01	AF203478.1	NT	Drosophila melanogaster Dalmatian (dmt) mRNA, complete cds
1468	14216		4.06	4.0E-01	6679258	NT	Mus musculus platelet derived growth factor receptor, beta polypeptide (Pdgrfb), mRNA
1999	15583	27457	1.16	4.0E-01	Z96833.1	NT	Ascobolus immersus masc2 gene
1999	15583	27458	1.16	4.0E-01	Z96833.1	NT	Ascobolus immersus masc2 gene
2156	14886	27619	1.18	4.0E-01	AE001931.1	NT	Dainococcus radiodurans R1 section 68 of 229 of the complete chromosome 1
2156	14886	27620	1.18	4.0E-01	AE001931.1	NT	Dainococcus radiodurans R1 section 68 of 229 of the complete chromosome 1
2808	12952	26595	1.4	4.0E-01	6678490	NT	Mus musculus ubiquitin-protein ligase e3 component n-recognin (Ubr1), mRNA



Page 59 of 536  
Table 4  
Single Exon Probes Expressed in Brain

Probe SEQ ID NO:	Exon SEQ ID NO:	ORF SEQ ID NO:	Expression Signal	Most Similar (Top) Hit BLAST E Value	Top Hit Accession No.	Top Hit Database Source	Top Hit Descriptor
2868	16734	28383	1.1	4.0E-01	AL163280.2	NT	Homo sapiens chromosome 21 segment HS21C080
2868	15734	28384	1.1	4.0E-01	AL163280.2	NT	Homo sapiens chromosome 21 segment HS21C080
3683	16436	29080	1.98	4.0E-01	AF068903.1	NT	Streptococcus pneumoniae Y1C (Y1C), Y1D (Y1D), penicillin-binding protein 2x (pbp2x), and undecaprenyl-phosphate-UDP-MurNAc-pentapeptide phospho-MurNAc-pentapeptide transferase (mraY) genes, complete cds
3807	16559	29191	3.38	4.0E-01	AJ277511.1	NT	Ovis aries partial JD2 gene for T cell receptor delta chain (TCRDJ2), exon 1
3807	16559	29192	3.38	4.0E-01	AJ277511.1	NT	Ovis aries partial JD2 gene for T cell receptor delta chain (TCRDJ2), exon 1
4767	17499		7.97	4.0E-01	Q31849	SWISSPROT	NADH-PLASTOQUINONE OXIDOREDUCTASE CHAIN 5, CHLOROPLAST
5820	18609	31538	1.23	4.0E-01	AW970810.1	EST_HUMAN	EST382691 IMAGE resequences, MAGK Homo sapiens cDNA
6345	19116	32104	0.94	4.0E-01	P27285	SWISSPROT	STRUCTURAL POLYPROTEIN (P130) [CONTAINS: COAT PROTEIN C; SPIKE GLYCOPROTEINS E3, E2 AND E1; 6 KD PEPTIDE]
7728	20391	33504	0.68	4.0E-01	P27546	SWISSPROT	MICROTUBULE-ASSOCIATED PROTEIN 4
7829	20524	33649	0.44	4.0E-01	BF092634.1	EST_HUMAN	MR4-TN0110-180900-202-g02 TN0110 Homo sapiens cDNA
7910	20605	33736	1.04	4.0E-01	AB016625.1	NT	Homo sapiens OCTN2 gene, complete cds
8904	21595	34736	1.17	4.0E-01	AA323259.1	EST_HUMAN	EST26068 Cerebellum II Homo sapiens cDNA 5' end similar to EST containing Alu repeat
11560	24159		2.03	4.0E-01	BF030282.1	EST_HUMAN	601568283F1 NIH_MGC_58 Homo sapiens cDNA clone IMAGE:3828092 5'
11721	24316		2.83	4.0E-01	L76080.1	NT	Synechocystis sp. PCC 9413 transposase gene, complete cds
12182	25222		2.26	4.0E-01	AL163300.2	NT	Homo sapiens chromosome 21 segment HS21C100
12684	24972		2.2	4.0E-01	P36049	SWISSPROT	HYPOTHETICAL 49.7 KD PROTEIN IN GIN2-STE3 INTERGENIC REGION
1356	14104	26780	1.85	3.9E-01	AF206618.1	NT	Gorilla gorilla carboxyl-ester lipase (CEL) gene, complete cds
2048	15358	28101	3.34	3.9E-01	AB033019.1	NT	Homo sapiens mRNA for KIAA1193 protein, partial cds
2708	15416	28153	4.27	3.9E-01	X82032.1	NT	H. sapiens B-myb gene
2709	15416	28154	4.27	3.9E-01	X82032.1	NT	H. sapiens B-myb gene
3083	15858	28499	4.73	3.9E-01	AJ225896.1	NT	Sinorhizobium meliloti egl, svfB2, cys3 genes and orf3
4059	16804	29435	1.05	3.9E-01	BF662611.1	EST_HUMAN	7161d01.x1 NCI_CGAP_B116 Homo sapiens cDNA clone IMAGE:3839169 3'
4832	17660	30270	1.74	3.9E-01	BE728667.1	EST_HUMAN	601563948F1 NIH_MGC_20 Homo sapiens cDNA clone IMAGE:3833669 5'
5843	18631	31568	3.91	3.9E-01	BF208036.1	EST_HUMAN	601862362F1 NIH_MGC_53 Homo sapiens cDNA clone IMAGE:4082055 5'
7854	20549	33674	0.92	3.9E-01	U79415.1	NT	Homo sapiens prepro dipeptidyl peptidase I (DPP-I) gene, complete cds
8760	21452	34600	0.81	3.9E-01	AW177011.1	EST_HUMAN	CM5-CT0105-170899-004-b08 CT0105 Homo sapiens cDNA
8769	21461		0.58	3.9E-01	BF346634.1	EST_HUMAN	602019944F1 NCI_CGAP_B1m67 Homo sapiens cDNA clone IMAGE:4156322 5'
9134	21822	34988	1.26	3.9E-01	AW196888.1	EST_HUMAN	xt86d04.x1 Scores_NFL_T_GBC_S1 Homo sapiens cDNA clone IMAGE:2701351 3' similar to TR:094821 094821 KIAA0713 PROTEIN;
9445	22122	35301	1.46	3.9E-01	AI937337.1	EST_HUMAN	wp78a02.x1 NCI_CGAP_B1m25 Homo sapiens cDNA clone IMAGE:2467658 3' similar to SW:RFX5_HUMAN P-48862 BINDING REGULATORY FACTOR. ;

Page 60 of 536  
Table 4

Single Exon Probes Expressed in Brain

Probe SEQ ID NO:	Exon SEQ ID NO:	ORF SEQ ID NO:	Expression Signal	Most Similar (Top) Hit BLAST E Value	Top Hit Accession No.	Top Hit Database Source	Top Hit Descriptor
9778	22429	35635	3.03	3.9E-01	M19879.1	NT	Human clabindin 27 gene, exons 10 and 11, and L1 and Alu repeats
9845	22498		0.58	3.9E-01	11465620	NT	Porphyria purpurea mitochondrion, complete genome
10068	22714	35932	0.77	3.9E-01	D86722.1	NT	Nicotiana tabacum mRNA for TATA binding protein (TBP), complete cds
10722	23410		1.98	3.9E-01	AV695974.1	EST_HUMAN	AV695974 GKC Homo sapiens cDNA clone GKCBQC11 5'
11753	24344	37674	1.47	3.9E-01	AV702623.1	EST_HUMAN	AV702623 ADB Homo sapiens cDNA clone ADBDBE06 5'
11948	25295		3.37	3.9E-01	AF304354.1	NT	Homo sapiens proteoglycan 3 (PRG3) gene, complete cds
12066	24681		2.08	3.9E-01	Q61670	SWISSPROT	HOMEBOX PROTEIN HLX1
12559	24891		1.44	3.9E-01	11433335	NT	Homo sapiens hypothetical protein FLJ10583 (FLJ10583), mRNA
158	12971		8.33	3.8E-01	7019488	NT	Homo sapiens protein kinase PKNbeta (pknbeta), mRNA
1863	14601		1.03	3.8E-01	AE003870.1	NT	Xylella fastidiosa, section 16 of 228 of the complete genome
2460	15178	27918	1.29	3.8E-01	U41848.1	NT	Ceanorhabditis biggsae acetylcholinesterase (ace-1) gene, complete cds
2676	15290	28027	1.62	3.8E-01	AF214117.1	NT	Arabidopsis thaliana putative c-myb-like transcription factor (MYB3R-3) mRNA, complete cds
2638	15601	28092	3.96	3.8E-01	6678002	NT	Mus musculus solute carrier family 1, member 6 (Slc1a6), mRNA
3003	15769		1.14	3.8E-01	AJ251057.1	NT	Homo immunodeficiency virus type 1 complete genome (isolate 98SE-MP1213)
3043	15809	28456	1.39	3.8E-01	AF043383.1	NT	Pleurocetes americanus aminopeptidase N (ampn) gene, partial cds
3477	16233	28887	7.98	3.8E-01	AL161518.2	NT	Arabidopsis thaliana DNA chromosome 4, contig fragment No. 30
3527	16283		0.79	3.8E-01	AJ807219.1	EST_HUMAN	wf38b12.x1 Scarae_NFL_I_GBC_S1 Homo sapiens cDNA clone IMAGE:2357855 3'
3541	16283		1.22	3.8E-01	AJ807219.1	EST_HUMAN	wf38b12.x1 Scarae_NFL_I_GBC_S1 Homo sapiens cDNA clone IMAGE:2357855 3'
3739	16492	28127	1.15	3.8E-01	BE154080.1	EST_HUMAN	PM9-HT0339-200400-010-G01 HT0339 Homo sapiens cDNA
3897	16647	28287	0.97	3.8E-01	6754035	NT	Mus musculus general transcription factor II I (Gtf2), mRNA
4043	16788	29416	0.74	3.8E-01	AJ271361.2	NT	Takifugu rubripes wnt2 (partial), frank1, cfr and frank2 (partial) genes
5522	18920	31221	1.42	3.8E-01	Q04888	SWISSPROT	TRANSCRIPTION FACTOR SOX-10
6247	19021		0.74	3.8E-01	S46825.1	NT	p10n protein (mink, Genomic, 2446 nt)
6528	19294	32288	5.5	3.8E-01	BE072399.1	EST_HUMAN	QV3-BT0537-271299-049-e02 BT0537 Homo sapiens cDNA
6662	19579	32614	4.58	3.8E-01	AJ374601.1	EST_HUMAN	ta54f11.x1 Soares_tetral_fetus_Nb2HF8_9w Homo sapiens cDNA clone IMAGE:2047917 3' similar to contains Alu repetitive element;
6840	19602	32527	1.25	3.8E-01	AL161513.2	NT	Arabidopsis thaliana DNA chromosome 4, contig fragment No. 25
7416	20093		4.42	3.8E-01	XG1597.1	NT	M. musculus gene for kallikrein-binding protein
8196	20890	34028	0.86	3.8E-01	M81985.1	NT	Mouse liver receptor homologous protein (LRH-1) mRNA, complete cds
8455	21147	34289	2.04	3.8E-01	AB046851.1	NT	Homo sapiens mRNA for KIAA1631 protein, partial cds
8523	21216	34358	1.02	3.8E-01	11441264	NT	Homo sapiens FOS-like antigen-1 (FOSL1), mRNA
8716	21408	34651	1.28	3.8E-01	AL163279.2	NT	Homo sapiens chromosome 21 segment HS21C079
9461	22011		3.55	3.8E-01	T95413.1	EST_HUMAN	ye43h06.r1 Soares fetal liver spleen 1N1FLS Homo sapiens cDNA clone IMAGE:120539 5' similar to contains Alu repetitive element; contains PTR6 repetitive element ;

Page 61 of 536  
Table 4  
Single Exon Probes Expressed in Brain

Probe SEQ ID NO:	Exon SEQ ID NO:	ORF SEQ ID NO:	Expression Signal	Most Similar (Top) Hit BLAST E Value	Top Hit Accession No.	Top Hit Database Source	Top Hit Descriptor
10695	23386		1.67	3.8E-01	AV755814.1	EST_HUMAN	AV755814 BM Homo sapiens cDNA clone BMFBCE07 5'
11521	24121		3.18	3.8E-01	BE719219.1	EST_HUMAN	RCO-HT0841-040800-032-b12 HT0841 Homo sapiens cDNA
11693	24288	37610	2.27	3.8E-01	R42550.1	EST_HUMAN	yf92h11.s1 Soares infant brain 1N1B Homo sapiens cDNA clone IMAGE:30289 3'
11693	24288	37611	2.27	3.8E-01	R42550.1	EST_HUMAN	yf92h11.s1 Soares infant brain 1N1B Homo sapiens cDNA clone IMAGE:30289 3'
12149	24636		4.76	3.8E-01	AE001124.1	NT	Borrelia burgdorferi (section 10 of 70) of the complete genome
12270	25316		2.08	3.8E-01	U94788.1	NT	Human p53 (TP53) gene, complete cds
12384	24778		3.39	3.8E-01	BE829256.1	EST_HUMAN	QV3-ET0063-190700-271-e05 ET0063 Homo sapiens cDNA
12723	24984		1.54	3.8E-01	U78031.1	NT	Mus musculus apoptosis inhibitor bcl-x (bcl-x) gene, exon 3 and complete cds
12771	25291		1.74	3.8E-01	AF281483.1	NT	Mus musculus vomeronasal receptor V1RA4 (V1ra4) gene, complete cds
12788	25040	30966	1.51	3.8E-01	AF194972.1	NT	Mus musculus developmental control protein mRNA, partial cds
2486	15203	27844	12.24	3.7E-01	AB037831.1	NT	Homo sapiens mRNA for KIAA1410 protein, partial cds
3453	16209	28860	9.84	3.7E-01	AF056336.1	NT	Danio rerio bone morphogenetic protein 4 precursor (BMP4) gene, complete cds
4204	16945	29572	7.39	3.7E-01	A1218707.1	EST_HUMAN	dk38a07.x1 Soares_NSF_F8_gw_OT_PA_P_S1 Homo sapiens cDNA clone IMAGE:1610188 3'
4286	17025	29651	1.3	3.7E-01	AW878037.1	EST_HUMAN	MR3-O1007-080300-104-b02 OT0007 Homo sapiens cDNA
4357	17095	29730	2.86	3.7E-01	AE002408.1	NT	Neisseria meningitidis serogroup B strain MC58 section 50 of 208 of the complete genome
5676	18470	31388	1.15	3.7E-01	AF135187.1	NT	Homo sapiens interferon-induced protein p78 (MX1) gene, complete cds
5860	18647	31588	0.8	3.7E-01	AL163278.2	NT	Homo sapiens chromosome 21 segment HS21C0078
6417	19185	32183	0.66	3.7E-01	M10806.1	NT	Chicken (White leghorn) delta-1 and delta-2 crystallin genes, complete cds
6436	18204		0.72	3.7E-01	L10353.1	NT	Mus saxicola heptoglobin mRNA, complete cds
7043	19734	32794	3.23	3.7E-01		NT	Homo sapiens tumor endothelial marker 7 precursor (TEM7), mRNA
7685	20349	33463	0.6	3.7E-01	T6802.1	EST_HUMAN	ye50a07.r3 Soares_fetal_liver_spleen_1NFLS Homo sapiens cDNA clone IMAGE:66324 5'
7719	20383	33497	0.56	3.7E-01	AW511326.1	EST_HUMAN	hd45d05.x1 Soares_NFL_T_GBC_S1 Homo sapiens cDNA clone IMAGE:2912457 3' similar to contains Alu repetitive element/contains L1.12 L1 repetitive element;
8227	20921	34059	2.07	3.7E-01	11436739	NT	Homo sapiens chromosome 12 open reading frame 4 (C12ORF4), mRNA
8227	20921	34060	2.07	3.7E-01	11439739	NT	Homo sapiens chromosome 12 open reading frame 4 (C12ORF4), mRNA
8263	20957	34096	0.66	3.7E-01	AA902912.1	EST_HUMAN	dk43b11.s1 NCL_CGAP_Le12 Homo sapiens cDNA clone IMAGE:1616701 3'
9101	21789		1.31	3.7E-01	A1271386.1	NT	Gallus gallus mRNA for beta-carotene 15,15'-dioxygenase (bcdo gene)
10089	22717		0.8	3.7E-01	K00691.1	NT	mouse Ig germline alpha membrane exons region
10110	22758	35970	4.12	3.7E-01	A1338411.1	EST_HUMAN	q146b07.x1 Soares_fetal_lung_NbHL19W Homo sapiens cDNA clone IMAGE:1850897 3'
10794	23448	36690	1.98	3.7E-01	X05958.1	NT	Rabbit mRNA for fast skeletal muscle myosin heavy chain (MHC)
10957	23633	36882	2.81	3.7E-01	A1297357.1	NT	Homo sapiens partial LIMD1 gene for LIM domains containing protein 1 and KIAA0851 gene
10957	23633	36883	2.81	3.7E-01	A1297357.1	NT	Homo sapiens partial LIMD1 gene for LIM domains containing protein 1 and KIAA0851 gene
11443	23210	36441	2.75	3.7E-01	X04122.1	NT	Bovine mRNA for terminal deoxynucleotidyltransferase (Tdt)(EC 2.7.7.31)
11676	24271	37693	1.43	3.7E-01	D78348.1	EST_HUMAN	HUM230A06B Human aorta polyA+ (T Fujiiwara) Homo sapiens cDNA clone GEN-230A06 5'

Page 62 of 536  
Table 4

Single Exon Probes Expressed in Brain

Probe SEQ ID NO:	Exon SEQ ID NO:	ORF SEQ ID NO:	Expression Signal	Most Similar (Top) Hit BLAST E Value	Top Hit Accession No.	Top Hit Database Source	Top Hit Descriptor
11771	24362		2.87	3.7E-01	6677678	NT	Mus musculus retinoblastoma 1 (Rb1), mRNA
11869	24943		2.11	3.7E-01	J04982.1	NT	Human heart/skeletal muscle ATP1ADP translocator (ANT1) gene, complete cds
12033	24558		3.09	3.7E-01	AJ243525.1	NT	Chlamydomonas reinhardtii omp1 gene for outer membrane protein 1
12488	24847		1.9	3.7E-01	AL121154.1	EST_HUMAN	DKFZp762K075_r1_762 (synonym: hmcl2) Homo sapiens cDNA clone DKFZp762K075_5'
12548	24888	30995	4.03	3.7E-01	Y18000.1	NT	Homo sapiens NF2 gene
254	13062	25701	2.17	3.6E-01	AJ009809.1	NT	Brassica napus mRNA for MAP4K alpha2 protein
975	13740		8.22	3.6E-01	U89241.1	NT	Human mlbp gene, partial cds
1291	14040	28713	3.83	3.6E-01	T80255.1	EST_HUMAN	yc03e05.r1 Soares infant brain 1N1B Homo sapiens cDNA clone IMAGE:24443_5'
1291	14040	28714	3.83	3.6E-01	T80255.1	EST_HUMAN	yc03e05.r1 Soares infant brain 1N1B Homo sapiens cDNA clone IMAGE:24443_5'
1909	14646	27356	6.73	3.6E-01	AW590184.1	EST_HUMAN	hg33f02.x1 NCI_CGAP_GC8 Homo sapiens cDNA clone IMAGE:2947419_3'
1909	14646	27357	6.73	3.6E-01	AW590184.1	EST_HUMAN	hg33f02.x1 NCI_CGAP_GC8 Homo sapiens cDNA clone IMAGE:2947419_3'
1944	14679	27393	5.7	3.6E-01	AF216207.1	NT	Mus musculus ribosomal protein S19 (Rps19) gene, complete cds
2047	14780		1.39	3.6E-01	AF056927.1	NT	Rattus norvegicus repeat element associated with the Rasgrf1 gene
2267	14993		1.05	3.6E-01	AB002321.1	NT	Human mRNA for KIAA0323 gene, partial cds
2389	15110		2.89	3.6E-01	X76725.1	NT	P. irregularis (P3804) gene for actin
2476	15197	27836	1.23	3.6E-01	L05435.1	NT	Rattus norvegicus synaptic vesicle protein (SV2) mRNA, complete cds
2479	15197	27837	1.23	3.6E-01	L05435.1	NT	Rattus norvegicus synaptic vesicle protein (SV2) mRNA, complete cds
2491	15208	27950	1.43	3.6E-01	AW812033.1	EST_HUMAN	RC5-ST0171-181099-011-g07 ST0171 Homo sapiens cDNA
2636	15348	28090	1.44	3.6E-01	P24206	SWISSPROT	PROTEIN-L-ISOASPARTATE O-METHYLTRANSFERASE (PROTEIN-BETA-ASPARTATE METHYLTRANSFERASE) (PIMT) (PROTEIN L-ISOASPARTYL METHYLTRANSFERASE) (L-ISOASPARTYL PROTEIN CARBOXYL METHYLTRANSFERASE)
2900	17884		7.18	3.6E-01	AF169485.1	NT	Drosophila melanogaster sugar transporter 3 (sut3) mRNA, complete cds
3462	16218	28871	2.16	3.6E-01	X76758.1	NT	H. sapiens serotonin transporter gene, exons 9 and 10
3462	16218	28872	2.16	3.6E-01	X76758.1	NT	H. sapiens serotonin transporter gene, exons 9 and 10
4375	17112	29745	1.3	3.6E-01	BE707883.1	EST_HUMAN	RC1-HT0545-150600-014-b12 HT0545 Homo sapiens cDNA
4948	17675	30286	2.38	3.6E-01	AW339393.1	EST_HUMAN	ha02g04.x1 NCI_CGAP_Lu24 Homo sapiens cDNA clone IMAGE:2872568_3'
5298	16103	30762	0.82	3.6E-01	AJ006565.1	NT	Homo sapiens l1be gene intron 5
5995	18776	31738	0.85	3.6E-01	P16431	SWISSPROT	FORMATE HYDROGENLYASE SUBUNIT 5 PRECURSOR (FHL SUBUNIT 5)(HYDROGENASE-3 COMPONENT E)
6366	19155	32154	1.74	3.6E-01	Y10186.1	NT	Homo sapiens PHEX gene
7048	19739		3.2	3.6E-01	R84090.1	EST_HUMAN	y74e06.r1 Soares fetal liver spleen 1NFLS Homo sapiens cDNA clone IMAGE:275987_5'
7193	19869	32943	1.9	3.6E-01	AW027174.1	EST_HUMAN	w72c10.x1 Soares thymus_NHFT Homo sapiens cDNA clone IMAGE:2513010_3' similar to TR:O15117
8123	20817	33953	0.58	3.6E-01	P88167	SWISSPROT	O15117 FYN BINDING PROTEIN. [1]; SCO-SPONDIN

Table 4

Single Exon Probes Expressed in Brain

Probe SEQ ID NO:	Exon SEQ ID NO:	ORF SEQ ID NO:	Expression Signal	Most Similar (Top) Hit BLAST E Value	Top Hit Accession No.	Top Hit Database Source	Top Hit Descriptor
8177	20871	34005	11.45	3.6E-01	AL161583.2	NT	Arabidopsis thaliana DNA chromosome 4, contig fragment No. 79
8900	21591	34731	2.74	3.6E-01	4504956	NT	Homo sapiens lysosomal-associated membrane protein 2 (LAMP2), transcript variant LAMP2A, mRNA
8900	21591	34732	2.74	3.6E-01	4504956	NT	Homo sapiens lysosomal-associated membrane protein 2 (LAMP2), transcript variant LAMP2A, mRNA
9091	21780	34944	1.17	3.6E-01	AL163204.2	NT	Homo sapiens chromosome 21 segment HS21C004
9289	21966	35139	1.04	3.6E-01	X17550.1	NT	D. melanogaster singed gene, exons 3, 4, 5 & 6
9299	21966	35140	1.04	3.6E-01	X17550.1	NT	D. melanogaster singed gene, exons 3, 4, 5 & 6
9369	21944		0.57	3.6E-01	X62825.1	NT	C. perfingens plc gene for phospholipase C upstream region containing bent DNA fragment
9763	22414	35621	14.67	3.6E-01	Q53194	SWISSPROT	PROBABLE PEPTIDE ABC TRANSPORTER ATP-BINDING PROTEIN Y4TS
9893	22543	35735	0.51	3.6E-01	AW752901.1	EST_HUMAN	MR2-CT0222-211099-002-b10 CT0222 Homo sapiens cDNA
9893	22543	35736	0.51	3.6E-01	AW752901.1	EST_HUMAN	MR2-CT0222-211099-002-b10 CT0222 Homo sapiens cDNA
10884	23544	36791	3.31	3.6E-01	BE902390.1	EST_HUMAN	601876418F1 NIH_MGC_21 Homo sapiens cDNA clone IMAGE:3958997 5'
11062	23722	36993	4.12	3.6E-01	AB004293.1	NT	Arabidopsis thaliana mRNA for SigB, complete cds
11421	23188	36419	3.4	3.6E-01	AE000856.1	NT	Methanobacterium thermoautotrophicum from bases 702375 to 714311 (section 62 of 148) of the complete genome
11903	25416		1.83	3.6E-01	Y19210.1	NT	Homo sapiens hHb5 gene for hair keratin, exons 1 to 9
11978	24522		1.4	3.6E-01	D80901.1	NT	Synechocystis sp. PCC6803 complete genome, 3/27, 271600-402289
11987	24528		3.89	3.6E-01	AE000335.1	NT	Escherichia coli K-12 MG1655 section 225 of 400 of the complete genome
12135	24624		4	3.6E-01	U69888.1	NT	Mus musculus Emr1 mRNA, complete cds
12493	24850		2.12	3.6E-01	11432598	NT	Homo sapiens myeloid/lymphoid or mixed-lineage leukemia (trithorax (Drosophila) homolog); translocated to, 10 (AF10), mRNA
12748	25363		2.23	3.6E-01	AW19029.1	EST_HUMAN	x60e11.x1 NCI CGAP_Pan1 Homo sapiens cDNA clone IMAGE:2679116 3' similar to gb:K00558 TUBULIN ALPHA-1 CHAIN (HUMAN);
204	13017	25657	2.05	3.5E-01	6678933	NT	Mus musculus mannose receptor, C type 2 (Mrc2), mRNA
708	13482	26131	1.69	3.6E-01	7708136	NT	Homo sapiens GAP-like protein (LOC51306), mRNA
708	13482	26132	1.59	3.5E-01	7706136	NT	Homo sapiens GAP-like protein (LOC51306), mRNA
702	13535	26194	4.25	3.5E-01	BF129796.1	EST_HUMAN	601811060R1 NIH_MGC_48 Homo sapiens cDNA clone IMAGE:4053951 3'
1615	14362	27053	1.1	3.5E-01	BF310688.1	EST_HUMAN	601894653F2 NIH_MGC_19 Homo sapiens cDNA clone IMAGE:4124244 5'
1638	14382	27089	1.96	3.5E-01	U35776.1	NT	Rattus norvegicus ADP-ribosylation factor-directed GTPase activating protein mRNA, complete cds
2281	15006	27747	1.35	3.5E-01	P06798	SWISSPROT	HOMEBOX PROTEIN HOX-A4 (HOX-1.4) (MH-3)
2612	15600	28066	1.76	3.5E-01	AA223252.1	EST_HUMAN	zr08a09.s1 Stratagene NT2 neuronal precursor 937230 Homo sapiens cDNA clone IMAGE:650872 3'

Page 64 of 536  
Table 4  
Single Exon Probes Expressed in Brain

Probe SEQ ID NO:	Exon SEQ ID NO:	ORF SEQ ID NO:	Expression Signal	Most Similar (Top) Hit BLAST E Value	Top Hit Accession No.	Top Hit Database Source	Top Hit Descriptor
3785	16537		0.85	3.5E-01	AA642138.1	EST_HUMAN	nr60d03.s1 NCI_CGAP_Lym3 Homo sapiens cDNA clone IMAGE:1172357 3'
4231	16972	29596	1.67	3.5E-01	AF071253.1	NT	Danio rerio homeobox protein (hoxb5b) gene, complete cds
4443	17179	29805	0.94	3.5E-01	BE146585.1	EST_HUMAN	RC5-HT0218-191099-011-g02 HT0218 Homo sapiens cDNA
4627	17662	29995	1.02	3.5E-01	Y18477.1	NT	Mus musculus Alx12B gene 5' flanking region
4880	17607	30230	4.58	3.5E-01	M18349.1	NT	Rat leukocyte common antigen (L-CA) gene, exons 1 through 5
5251	18057	30685	0.76	3.5E-01	Q96887	SWISSPROT	EARLY E2A DNA-BINDING PROTEIN
5251	18057	30686	0.76	3.5E-01	Q96887	SWISSPROT	EARLY E2A DNA-BINDING PROTEIN
5482	18261	31152	1.13	3.5E-01	D42045.1	NT	Human mRNA for KIAA0098 gene, complete cds
6143	18921		0.98	3.5E-01	AW863916.1	EST_HUMAN	PM4-SN0012-030400-001-at11 SN0012 Homo sapiens cDNA
6314	19085	32070	0.6	3.5E-01	AA431833.1	EST_HUMAN	z979f03.r1 Soares_testis_NHT Homo sapiens cDNA clone IMAGE:782429 5' similar to TR:G10666935
6359	19129	32124	0.68	3.5E-01	U37150.1	NT	Bos taurus peptide methionine sulfoxide reductase (msrA) mRNA, complete cds
6566	19331	32338	1.08	3.5E-01	O24357	SWISSPROT	GLUCOSE-6-PHOSPHATE 1-DEHYDROGENASE, CHLOROPLAST PRECURSOR (G6PD)
6956	19438		4.24	3.5E-01	X98505.1	NT	S.scrofa mRNA for CD31 protein (PECAM-1)
7441	20118	33207	0.55	3.5E-01	P47281	SWISSPROT	HISTIDYL-TRNA SYNTHETASE (HISTIDINE-TRNA LIGASE) (HISRS)
7441	20118	33208	0.55	3.5E-01	P47281	SWISSPROT	HISTIDYL-TRNA SYNTHETASE (HISTIDINE-TRNA LIGASE) (HISRS)
7970	20665		2.19	3.5E-01	11448042	NT	Homo sapiens tumor protein p53-binding protein, 2 (TP53BP2), mRNA
7973	20668	33790	0.71	3.5E-01	BF358871.1	EST_HUMAN	RC4-ET0024-260600-014-d07 ET0024 Homo sapiens cDNA
8368	21059		0.63	3.5E-01	AF051661.1	NT	Rattus norvegicus Na-K-Cl cotransporter (Nkcc1) mRNA, complete cds
8825	21517	34662	1.17	3.5E-01	4507610	NT	Homo sapiens tyrosine kinase non-receptor, 1 (TNK1), mRNA
9636	22288	35481	1.52	3.5E-01	Q02294	SWISSPROT	VOLTAGE-DEPENDENT N-TYPE CALCIUM CHANNEL ALPHA-1B SUBUNIT (CALCIUM CHANNEL, L TYPE, ALPHA-1 POLYPEPTIDE ISOFORM 6) (BRAIN CALCIUM CHANNEL III) (BIII)
9786	22437	35644	5.64	3.5E-01	Z29825.1	NT	Xlaevis gene for albumin including HP1 enhancer
9867	22517	35713	0.98	3.5E-01	BE174794.1	EST_HUMAN	QV2-HT0577-090400-128-c07 HT0577 Homo sapiens cDNA
10635	23227	36564	2.76	3.5E-01	X61084.1	NT	C.griseus rhodopsin gene for opsin protein
10946	23625	36875	2.39	3.5E-01	AJ243178.1	NT	Gallus gallus SPARC gene for osteonectin, promoter and exon 1
10946	23625	36876	2.39	3.5E-01	AJ243178.1	NT	Gallus gallus SPARC gene for osteonectin, promoter and exon 1
11505	24106	37419	1.34	3.5E-01	U07000.1	NT	Human breakpoint cluster region (BCR) gene, complete cds
11685	24184	37499	1.64	3.5E-01	N77597.1	EST_HUMAN	y290h12.r1 Soares_multiple_sclerosis_2NbrHMSP Homo sapiens cDNA clone IMAGE:290375 5'
11619	24216		1.71	3.5E-01	M82885.1	NT	Drosophila melanogaster dual bar protein (BarH2) gene, exon 1
11684	24279	37601	1.51	3.5E-01	L05145.1	NT	Human glucokinase (GCK) gene, repeat polymorphism
11776	24367		1.36	3.5E-01	AJ084773.1	EST_HUMAN	HA0542 Human fetal liver cDNA library Homo sapiens cDNA
12063	24578		1.47	3.5E-01	X64565.1	NT	B.taurus atpA1 gene for F(0)F(1) ATP synthase alpha-subunit
12214	24876		2.32	3.5E-01	AE001774.1	NT	Thermoboga maritima scitron 86 of 136 of the complete genome

Page 65 of 536  
Table 4

Single Exon Probes Expressed in Brain

Probe SEQ ID NO:	Exon SEQ ID NO:	ORF SEQ ID NO:	Expression Signal	Most Similar (Top) Hit BLAST E Value	Top Hit Accession No.	Top Hit Database Source	Top Hit Descriptor
12402	24787		1.4	3.5E-01	AE001691.1	NT	Thermotoga maritima sacitin 3 of 136 of the complete genome
12793	26269	30723	3.33	3.5E-01	H80814.1	EST_HUMAN	ys64f11.r1 Soares retina N2b4HR Homo sapiens cDNA clone IMAGE:219597 5'
12793	25269	30724	3.33	3.5E-01	H80814.1	EST_HUMAN	ys64f11.r1 Soares retina N2b4HR Homo sapiens cDNA clone IMAGE:219597 5'
691	13466		1.85	3.4E-01	AJ242956.1	NT	Homo sapiens partial N-myc (exon 3), HPV45 L2, HPV45 L1, HPV45 E6, HPV45 E7 and HPV45 E1 genes isolated from IC4 cervical carcinoma cell line
955	13720	26386	7.61	3.4E-01	Y09798.2	NT	Pseudomonas fluorescens colR, cds genes, orf22 and partial inaA gene
1303	14052	26726	1.72	3.4E-01	Y00554.1	NT	Azobacter vinelandii nifA gene for NifA protein (positive regulatory element)
2400	15121	27858	2.62	3.4E-01	D80909.1	NT	Synechocystis sp. PCC6803 complete genome, 11/27, 1311235-1430418
3001	15767	28415	0.85	3.4E-01	AL163210.2	NT	Homo sapiens chromosome 21 segment HS21C010
3001	15767	28416	0.85	3.4E-01	AL163210.2	NT	Homo sapiens chromosome 21 segment HS21C010
3148	15910	28555	1.08	3.4E-01	D80909.1	NT	Synechocystis sp. PCC6803 complete genome, 11/27, 1311235-1430418
3159	15922	28568	6.23	3.4E-01	U83905.1	NT	Canis familiaris rod photoreceptor cGMP-gated channel alpha-subunit (CNCG1) mRNA, complete cds
3338	16098	28749	0.9	3.4E-01	AF034862.1	NT	Homo sapiens pulmonary surfactant protein D, promoter region and exon 1
3522	16278	28933	3.48	3.4E-01	AF106835.1	NT	Methylovorus sp. strain SS1 putative GrpE (grpE), DnaK (dnaK), and putative DnaJ (dnaJ) genes, complete cds
3770	16522		1.69	3.4E-01	BF449010.1	EST_HUMAN	7n94e01.x1 NCL_CGAP_Ov18 Homo sapiens cDNA clone IMAGE:3572232 3' similar to TR:Q8UJ15
4029	16774		2.38	3.4E-01	AA584198.1	EST_HUMAN	Q8UJ15 DJ18C9.1 ;
4460	17196	29823	0.82	3.4E-01	AF166341.1	NT	no11b10.s1 NCL_CGAP_Phet1 Homo sapiens cDNA clone IMAGE:1100347 3'
4599	17334	29963	1.54	3.4E-01	BE066912.1	EST_HUMAN	Homo sapiens Integrin alpha 6 (ITGA6) gene, exons 12 through 23
4898	17826		3.23	3.4E-01	AI240873.1	EST_HUMAN	MR4-BT0403-230200-202-c01 BT0403 Homo sapiens cDNA
6143	17862		0.98	3.4E-01	U79746.1	NT	q95c05.x1 NCL_CGAP_Ki63 Homo sapiens cDNA clone IMAGE:1867208 3' similar to contains Alu repetitive element;
5599	18394	31304	2.62	3.4E-01	AL161594.2	NT	Homo sapiens serotonin transporter (hSERT) gene, promoter region, exons 1B and 2, and partial cds
6721	18513		6.09	3.4E-01	AA085313.1	EST_HUMAN	Arabidopsis thaliana DNA chromosome 4, contig fragment No. 90
5917	18702		1.99	3.4E-01	L02971.1	NT	zn12611.s1 Stratagene hNT neuron (#637233) Homo sapiens cDNA clone IMAGE:647221 3'
5940	18722	31681	0.89	3.4E-01	BE748912.1	EST_HUMAN	Echovirus 22 1AB, 1C, 1D, 2A, 2B, 2C, 3A, 3B, 3C, 3D proteins RNA, complete mature peptides and cds
6017	18798	31759	2.43	3.4E-01	AW204505.1	EST_HUMAN	601571611T NIH_MGC_55 Homo sapiens cDNA clone IMAGE:3838826 3'
6141	18919	31889	1.81	3.4E-01	AL120544.1	EST_HUMAN	UH-HB11-ee1e-12-0-UJ.s1 NCL_CGAP_Sub3 Homo sapiens cDNA clone IMAGE:2719582 3'
6644	19406		1.66	3.4E-01	N95226.1	EST_HUMAN	DKFZp761A249_r1 761 (synonym: hamy2) Homo sapiens cDNA clone DKFZp761A249 5'
						EST_HUMAN	zb59e12.s1 Soares_fetal_lung_NbHL10W Homo sapiens cDNA clone IMAGE:307342 3'

Page 66 of 536  
Table 4

Single Exon Probes Expressed In Brain

Probe SEQ ID NO:	Exon SEQ ID NO:	ORF SEQ ID NO:	Expression Signal	Most Similar (Top) Hit BLAST E Value	Top Hit Accession No.	Top Hit Database Source	Top Hit Descriptor
6948	19548	32578	1.02	3.4E-01	AI468082.1	EST_HUMAN	hm63g05.x1 NCI_CGAP_Brn25 Homo sapiens cDNA clone IMAGE:2182840 3' similar to gb:S37431 LAMININ RECEPTOR (HUMAN);
6959	19441	32456	0.59	3.4E-01	BF678702.1	EST_HUMAN	602085283FT NIH_MGC_93 Homo sapiens cDNA clone IMAGE:4249366 5'
7806	20601		0.49	3.4E-01	AE000493.1	NT	Escherichia coli K-12 MG1655 section 383 of 400 of the complete genome
8135	20829	33984	0.6	3.4E-01	Y14930.1	NT	Homo sapiens TORAV28 gene, allele A4, partial
8188	20882		0.47	3.4E-01	BF448010.1	EST_HUMAN	7hp4e01.x1 NCI_CGAP_Ov18 Homo sapiens cDNA clone IMAGE:3572282 3' similar to TR:Q8UJ15
8386	21079		1.51	3.4E-01	AA337063.1	EST_HUMAN	EST41765 Endometrial tumor Homo sapiens cDNA 5' end
8461	21153	34298	0.72	3.4E-01	L04690.1	NT	Cricetulus griseus cholesterol 7-alpha-hydroxylase gene, complete cds
8751	21443	34580	1.7	3.4E-01	9633624	NT	Bovine enterovirus strain K2577, complete genome
8112	21800	34864	4.42	3.4E-01	P26013	SWISSPROT	INTEGRIN BETA-8 PRECURSOR
9112	21800	34865	4.42	3.4E-01	P26013	SWISSPROT	INTEGRIN BETA-9 PRECURSOR
9321	21888		0.51	3.4E-01	AB017510.1	NT	Ephedra flavescens mRNA for PLC-gamma5, complete cds
9346	20417	33636	4.67	3.4E-01	U19492.1	NT	Saccharomyces cerevisiae Maf1p (MAF1) gene, complete cds
9348	20417	33537	4.67	3.4E-01	U19492.1	NT	Saccharomyces cerevisiae Maf1p (MAF1) gene, complete cds
9397	22059	35229	0.5	3.4E-01	AF193857.1	NT	Dictyostelium discoideum putative CMF receptor CMFR1 mRNA, complete cds
9695	22248	35433	1.01	3.4E-01	U68763.1	NT	Glycine max putative transcription factor SCOF-1 (scof-1) mRNA, complete cds
9789	22440	35648	1.86	3.4E-01	AJ225084.1	NT	Homo sapiens FAA gene, exon 16, 17 and 18
10376	23022		0.62	3.4E-01	AE004098.1	NT	Vibrio cholerae chromosome I, section 4 of 261 of the complete chromosome
10940	23620		4.72	3.4E-01	AE000981.1	NT	Methanobacterium thermoautotrophicum from bases 1018444 to 1028212 (section 87 of 148) of the complete genome
10984	23659	36912	2.6	3.4E-01	P06925	SWISSPROT	PROBABLE E4 PROTEIN
11032	23703	36971	2.17	3.4E-01	AF045981.1	NT	Rutilus arceasi cytochrome b (cytb) gene, mitochondrial gene encoding mitochondrial protein, partial cds
11253	23915	37207	1.61	3.4E-01	M25858.1	NT	Human von Willebrand factor gene, exons 36 and 37
11253	23915	37208	1.61	3.4E-01	M25856.1	NT	Human von Willebrand factor gene, exons 36 and 37
11483	24084	37396	1.89	3.4E-01	AB035507.1	NT	Rattus norvegicus mRNA for s-glycerin/MUC18, complete cds
11513	24113	37423	3.65	3.4E-01	AL161515.2	NT	Arabidopsis thaliana DNA chromosome 4, contig fragment No. 27
11786	24376	37706	1.72	3.4E-01	BF061948.1	EST_HUMAN	7k69d12.x1 NCI_CGAP_GC6 Homo sapiens cDNA clone IMAGE:3480846 3'
11861	24445	37786	1.58	3.4E-01	U07000.1	NT	Human breakpoint cluster region (BCR) gene, complete cds
11881	24455		1.85	3.4E-01	U93604.1	NT	Citrus variegation virus putative replicase gene, partial cds
12197	24666		11.43	3.4E-01	L26339.1	NT	Human autoantigen mRNA, complete cds
12224	25192		1.61	3.4E-01	BE218652.1	EST_HUMAN	hw42h08.x1 NCI_CGAP_Lu24 Homo sapiens cDNA clone IMAGE:3176127 3' similar to contains PTR5.13 PTR5 repetitive element;



Page 67 of 536  
Table 4

Single Exon Probes Expressed in Brain

Probe SEQ ID NO:	Exon SEQ ID NO:	ORF SEQ ID NO:	Expression Signal	Most Similar (Top) Hit BLAST E Value	Top Hit Accession No.	Top Hit Database Source	Top Hit Descriptor
12280	25282		2.28	3.4E-01	9888361	NT	Beta vulgaris mitochondrion, complete genome
12391	24781	31036	2.2	3.4E-01	AJ297131.1	NT	Mus musculus SIL, MAP_17, CYP_a, SCL & CYP_b genes
12888	24974		1.82	3.4E-01	AF019413.1	NT	Homo sapiens HLA class III region containing tenascin X (tenascin-X) gene, partial cds; cytochrome P450 21-hydroxylase (CYP21B), complement component C4 (C4B) G11, helicase (SK12W), RD, complement factor B (Bf), and complement component C2 (C2) genes.>
13	12840	25453	10.77	3.3E-01	X07990.1	NT	Rhizobium leguminosarum sym plasmid pRL5J1 nodX gene
103	12840	25453	4.4	3.3E-01	X07990.1	NT	Rhizobium leguminosarum sym plasmid pRL5J1 nodX gene
435	13221	25867	0.9	3.3E-01	AL161945.2	NT	Arabidopsis thaliana DNA chromosome 4, contig fragment No. 45
618	13397	26032	2.01	3.3E-01	7662485	NT	Homo sapiens KIAA1100 protein (KIAA1100), mRNA
1178	13931	26697	2.85	3.3E-01	Q12446	SWISSPROT	PROLINE-RICH PROTEIN LAS17
1284	14034	26705	3.76	3.3E-01	BF568980.1	EST_HUMAN	602184016T1 NIH_MGC_42 Homo sapiens cDNA clone IMAGE:4300281 3'
1336	14085	26760	1.2	3.3E-01	U43626.1	NT	Human chromosome 15q11-q13 putative DNA replication origin in the g-aminobutyric acid receptor b3 and a5 gene cluster
1601	14347	27036	1.47	3.3E-01	6753965	NT	Mus musculus disintegrin 5 (Dign5), mRNA
1731	14473		1.02	3.3E-01	AA332734.1	EST_HUMAN	EST38727 Embryo, 8 week ( Homo sapiens cDNA 5' end
2022	14757		1.01	3.3E-01	AF031148.1	NT	Methylococcus capsulatus strain Bath outer membrane protein MopB (mopB) gene, complete cds
2404	15125		4.62	3.3E-01	4507934	NT	Homo sapiens uridine monophosphate synthetase (urotate phosphoribosyl transferase and orotidine-5'-decarboxylase) (UMPS) mRNA
2949	15715	28368	1.87	3.3E-01	AJ251805.1	NT	Bacteriophage phi-YeO3-12 complete genome
3051	15817	28462	1.48	3.3E-01	AJ007832.2	NT	Streptomyces argillaceus mithramycin biosynthetic genes
3486	16243	28899	1.07	3.3E-01	AB012922.1	NT	Homo sapiens MTA1-L1 gene, complete cds
3789	16541	29176	2.1	3.3E-01	O84645	SWISSPROT	EXODEOXYRIBONUCLEASE V BETA CHAIN
3789	16551	29183		3.3E-01	P22602	SWISSPROT	GENOME POLYPROTEIN [CONTAINS: N-TERMINAL PROTEIN (P1); HELPER COMPONENT
3932	16882	29323	1.03	3.3E-01	4757739	NT	Homo sapiens A kinase (PKA) anchor protein 5 (AKAP5), mRNA
3947	16897	29336	1.47	3.3E-01	AL161498.2	NT	Arabidopsis thaliana DNA chromosome 4, contig fragment No. 10
3983	16731	28365	1.78	3.3E-01	AF200446.1	NT	Hypoxylon fragiforme chitin synthase gene, partial cds
4334	17073		1.6	3.3E-01	D31682.1	NT	Rattus norvegicus DNA for regucalcin, partial cds
4641	17976		1.23	3.3E-01	A1539114.1	EST_HUMAN	fp78b12.x1 NCL_CGAP_U3 Homo sapiens cDNA clone IMAGE:2206407 3' similar to gb:X57522 ANTIGEN PEPTIDE TRANSPORTER 1 (HUMAN);
4788	17517	30139	1.22	3.3E-01	D64003.1	NT	Synechocystis sp. PCC6803 complete genome, 22/27, 2755703-2868766
6146	17865		0.96	3.3E-01	AW687982.1	EST_HUMAN	QV0-DJ0047-170200-123-f08 DT0047 Homo sapiens cDNA
5241	18047	30675	2.61	3.3E-01	X99819.1	NT	R.norvegicus mRNA for 3'UTR of ubiquitin-like protein
5241	18047	30676	2.61	3.3E-01	X99819.1	NT	R.norvegicus mRNA for 3'UTR of ubiquitin-like protein

Page 68 of 536  
Table 4  
Single Exon Probes Expressed in Brain

Probe SEQ ID NO:	Exon SEQ ID NO:	ORF SEQ ID NO:	Expression Signal	Most Similar (Top) Hit BLAST E Value	Top Hit Accession No.	Top Hit Database Source	Top Hit Descriptor
5700	18494	31417	0.74	3.3E-01	BF213873.1	EST_HUMAN	601848090F1 NIH_MGC_55 Homo sapiens cDNA clone IMAGE:4078823 5'
5858	18643	31582	1.9	3.3E-01	BE619650.1	EST_HUMAN	601472768T1 NIH_MGC_68 Homo sapiens cDNA clone IMAGE:3875753 3'
5858	18643	31583	1.9	3.3E-01	BE618650.1	EST_HUMAN	601472768T1 NIH_MGC_68 Homo sapiens cDNA clone IMAGE:3875753 3'
5847	18729	31588	1.18	3.3E-01	P05691	SWISSPROT	CIRCUMSPOROZOITE PROTEIN (CS)
6695	18612	32651	0.71	3.3E-01	AB034233.1	NT	Flexibacter litorealis gyfB gene for DNA gyrase B subunit, partial cds
6695	18612	32652	0.71	3.3E-01	AB034233.1	NT	Flexibacter litorealis gyfB gene for DNA gyrase B subunit, partial cds
6789	18533	32560	4.82	3.3E-01	AI628131.1	EST_HUMAN	ly44h01.x1 NCL_CGAP_Kid11 Homo sapiens cDNA clone IMAGE:2285809 3' similar to contains Alu repetitive element;contains element L1
6789	18533	32561	4.82	3.3E-01	AI628131.1	EST_HUMAN	ly44h01.x1 NCL_CGAP_Kid11 Homo sapiens cDNA clone IMAGE:2285809 3' similar to contains Alu repetitive element;contains element L1
7682	20346	39458	1.68	3.3E-01	N85146.1	EST_HUMAN	J2498F Human fetal heart, Lambda ZAP Express Homo sapiens cDNA clone J2498 5' similar to TEGT
8460	21152	34295	18.62	3.3E-01	BF683954.1	EST_HUMAN	602140372F1 NIH_MGC_46 Homo sapiens cDNA clone IMAGE:4301800 5'
8659	21351	34497	0.48	3.3E-01	AU126115.1	EST_HUMAN	AU126115 NT2RP1 Homo sapiens cDNA clone NT2RP1000130 5'
8659	21351	34498	0.48	3.3E-01	AU126115.1	EST_HUMAN	AU126115 NT2RP1 Homo sapiens cDNA clone NT2RP1000130 5'
9012	21702	34852	0.81	3.3E-01	Q62925	SWISSPROT	MITOGEN-ACTIVATED PROTEIN KINASE KINASE 1 (MAPK/ERK KINASE KINASE 1) (MEK KINASE 1)(MEKK 1)
9278	22032	35203	0.81	3.3E-01	BE828481.1	EST_HUMAN	CM3-ET0041-180500-187-d10 ET0041 Homo sapiens cDNA
9278	22032	35204	0.81	3.3E-01	BE828481.1	EST_HUMAN	CM3-ET0041-180500-187-d10 ET0041 Homo sapiens cDNA
8411	22073	35244	2.62	3.3E-01	N69868.1	EST_HUMAN	za67h01.s1 Soares_fetal_lung_NbHL19W Homo sapiens cDNA clone IMAGE:297649 3'
9452	22002	35174	2.77	3.3E-01	BF376745.1	EST_HUMAN	RC4-TN0077-250800-011-g04 TN0077 Homo sapiens cDNA
9891	22541		2.27	3.3E-01	L41044.1	NT	Homo sapiens high-mobility group phosphoprotein (HMGI-C) gene, exons 1-3, complete cds
10622	23315	36554	3.13	3.3E-01	X63953.1	NT	D.mauritiana Adh gene
10622	23315	36555	3.13	3.3E-01	X63953.1	NT	D.mauritiana Adh gene
10951	23628		1.7	3.3E-01	BF528499.1	EST_HUMAN	602070802F1 NCL_CGAP_Birm64 Homo sapiens cDNA clone IMAGE:4213585 5'
11198	23861	37147	11.61	3.3E-01	BE218651.1	EST_HUMAN	hvf1g02.x1 NCL_CGAP_Lu24 Homo sapiens cDNA clone IMAGE:3176978 3'
11317	24008	37313	3.23	3.3E-01	P47953	SWISSPROT	GALECTIN-3 (GALACTOSE-SPECIFIC LECTIN 3) (MAC-2 ANTIGEN) (ICE-BINDING PROTEIN) (36 KD LECTIN) (CARBOHYDRATE BINDING PROTEIN 35) (CBP 35) (LAMININ-BINDING PROTEIN) (LECTIN L-28) (CBP30)
11719	24313		3.09	3.3E-01	AA806921.1	EST_HUMAN	db71g02.s1 NCL_CGAP_GCB1 Homo sapiens cDNA clone IMAGE:1336850 3'
11741	12840	25453	1.87	3.3E-01	X07990.1	NT	Rhizobium leguminosarum sym plasmid pRL5.J1 nodX gene
11977	24621	37266	1.71	3.3E-01	6598319	NT	Homo sapiens aldehyde oxidase 1 (AOX1), mRNA
12676	24967		3.34	3.3E-01	AP000002.1	NT	Pyrococcus horikoshii OT3 genomic DNA, 287001-544000 nt. position (27)
444	13230		2.33	3.2E-01	AF018261.1	NT	Rattus norvegicus EH domain binding protein Epsin mRNA, complete cds

Table 4

Single Exon Probes Expressed in Brain

Probe SEQ ID NO:	Exon SEQ ID NO:	ORF SEQ ID NO:	Expression Signal	Most Similar (Top) Hit BLAST E Value	Top Hit Accession No.	Top Hit Database Source	Top Hit Descriptor
701	13476		1.43	3.2E-01	AL161561.2	NT	Arabidopsis thaliana DNA chromosome 4, contig fragment No. 61
1139	13894	26555	27.53	3.2E-01	AF047013.1	NT	Fusarium poae virus 1 RNA2 putative RNA dependent RNA polymerase gene, complete cds
1259	14008	26677	1.36	3.2E-01	Z50202.1	NT	P. vulgaris arcs-1 gene
1369	14117	28782	5.42	3.2E-01	Q48624	SWISSPROT	LACTOSE PERMEASE (LACTOSE-PROTON SYMPORT) (LACTOSE TRANSPORT PROTEIN)
1767	14509	27210	1.25	3.2E-01	Z36041.1	NT	S. cerevisiae chromosome II reading frame ORF YBR172c
1777	14519	27222	4.7	3.2E-01	AW957194.1	EST_HUMAN	EST369284 MAGe resequences, MAGD Homo sapiens cDNA
1777	14519	27223	4.7	3.2E-01	AW957194.1	EST_HUMAN	EST369284 MAGe resequences, MAGD Homo sapiens cDNA
1835	14874	27286	1.23	3.2E-01	AL111655.1	NT	Boltyis cinerea strain T4 cDNA library under conditions of nitrogen deprivation
2157	14887	27621	2.52	3.2E-01	BF203817.1	EST_HUMAN	601868804F1 NIH_MGC_17 Homo sapiens cDNA clone IMAGE:4111512 5'
2543	15257		2.01	3.2E-01	7710079	NT	Mus musculus Pbx1/notted 1 homeobox (Pbxoxt1), mRNA
2713	15420	28159	1.08	3.2E-01	AF060568.1	NT	Homo sapiens promyelocytic leukemia zinc finger protein (PLZF) gene, complete cds
3594	16347		0.77	3.2E-01	D10872.1	NT	Human h NAT allele 3-2 gene for arylamine N-acetyltransferase
4306	17044	28669	0.91	3.2E-01	4759195	NT	Homo sapiens symplekin (SYM) mRNA
4363	17101	28736	1.52	3.2E-01	M18818.1	NT	Rabbit beta-like globin gene cluster encoding the epsilon, gamma, delta (pseudogene) and beta globin polypeptides, complete cds
4484	17200	28828	1.21	3.2E-01	Q10288	SWISSPROT	HYPOTHETICAL_81.7_KD PROTEIN C13G7.04C IN CHROMOSOME 1 PRECURSOR
4888	17422		6.7	3.2E-01	BF683817.1	EST_HUMAN	602081972F1 NIH_MGC_81 Homo sapiens cDNA clone IMAGE:4246505 5'
4828	17557	30179	1.17	3.2E-01	Q57081	SWISSPROT	CYTADHERENCE HIGH MOLECULAR WEIGHT PROTEIN 3 (CYTADHERENCE ACCESSORY PROTEIN 3) (ACCESSORY ADHESIN PROTEIN 3) (P69)
4965	17680	30289	0.74	3.2E-01	BE782748.1	EST_HUMAN	601465591F1 NIH_MGC_87 Homo sapiens cDNA clone IMAGE:3868799 5'
5190	17998	30621	3.26	3.2E-01	BE173954.1	EST_HUMAN	CMD-HT0569-060300-269-f10 HT0569 Homo sapiens cDNA
5868	18655	31598	1.07	3.2E-01	L27221.1	NT	Giardia intestinalis pyruvate:flavoiodoxin oxidoreductase and flanking genes
6211	18986	31963	0.9	3.2E-01	AF016494.1	NT	Fugu rubripes gamma-aminobutyric acid receptor beta subunit gene, partial cds; 55kd erythrocyte membrane protein (P55), synaptic vesicle-associated integral membrane protein (VAMP-1), procollagen C-proteinase enhancer protein (PCOLCE) genes, complete c>
6501	19266	32268	0.64	3.2E-01	AV718037.1	EST_HUMAN	AV718037 FHITA Homo sapiens cDNA clone FHITAABH01 5'
6634	19396		1.09	3.2E-01	AB002359.1	NT	Human mRNA for KIAA0381 gene, KIAA0381 protein
7755	20451	33575	0.51	3.2E-01	AJ277681.1	NT	Homo sapiens partial LMO1 gene for LIM domain only 1 protein, exon 1
8072	20766	33895	1.48	3.2E-01	M60266.1	NT	Rat ISO-atrial natriuretic factor gene, complete cds
8164	20958	33990	0.45	3.2E-01	AJ231001.1	NT	Rattus norvegicus repeat map NOS-D12W ox1
8285	20959	34098	14.41	3.2E-01	X02508.1	NT	H. sapiens gene fragment for acetylcholine receptor (AChR) alpha subunit exons 8, 9 and 3' flanking region
8268	20952	34103	13.76	3.2E-01	BF311695.1	EST_HUMAN	601897107F1 NIH_MGC_19 Homo sapiens cDNA clone IMAGE:4126653 5'
8361	21054		1.38	3.2E-01	AL161574.2	NT	Arabidopsis thaliana DNA chromosome 4, contig fragment No. 70

Page 70 of 536  
Table 4

Single Exon Probes Expressed in Brain

Probe SEQ ID NO:	Exon SEQ ID NO:	ORF SEQ ID NO:	Expression Signal	Most Similar (Top) Hit BLAST E Value	Top Hit Accession No.	Top Hit Database Source	Top Hit Descriptor
8398	21091	34228	1.24	3.2E-01	BF246771.1	EST_HUMAN	601855580F1 NIH_MGC_57 Homo sapiens cDNA clone IMAGE:4075627 5'
8398	21091	34227	1.24	3.2E-01	BF246771.1	EST_HUMAN	601855580F1 NIH_MGC_57 Homo sapiens cDNA clone IMAGE:4075627 5'
8471	21163	34306	2.65	3.2E-01	AE002015.1	NT	Dainococcus radiodurans R1 section 152 of 229 of the complete chromosome 1
8571	21263	34401	0.84	3.2E-01	U51026.1	NT	Oryctolagus cuniculus Ig H-chain pseudogene, V-region (VH6-a2) gene, partial cds
8571	21263	34402	0.84	3.2E-01	U51026.1	NT	Oryctolagus cuniculus Ig H-chain pseudogene, V-region (VH6-a2) gene, partial cds
8965	21656	34807	0.51	3.2E-01	AL163204.2	NT	Homo sapiens chromosome 21 segment HS21C004
8976	21668		2.18	3.2E-01	M86511.1	NT	Human monocyte antigen CD14 (CD14) mRNA, complete cds
9048	21737	34894	0.65	3.2E-01	AF041829.1	NT	Homo sapiens 6-phosphofructo-2-kinase/fructose-2,6-bisphosphatase (PF2K) gene, exons 12 and 13
9048	21737	34895	0.65	3.2E-01	AF041829.1	NT	Homo sapiens 6-phosphofructo-2-kinase/fructose-2,6-bisphosphatase (PF2K) gene, exons 12 and 13
9894	22544	35737	3.33	3.2E-01	U44914.1	NT	Borrelia burgdorferi plasmid cp32-2, erpC and erpD genes, complete cds; and unknown genes
10099	22747	35962	0.45	3.2E-01	BE326230.1	EST_HUMAN	h98905.x1 NCI_CGAP_Lu24 Homo sapiens cDNA clone IMAGE:3181569 3'
10210	22858		3.41	3.2E-01	AB011399.1	NT	Homo sapiens gene for AF-6, complete cds
10568	23261	36498	3.94	3.2E-01	T06813.1	EST_HUMAN	EST04702 Fetal brain, Stratagene (cat#836206) Homo sapiens cDNA clone HFBDZ21
12010	25317		3.91	3.2E-01	L07288.1	NT	Drosophila melanogaster laminin A (Lam-A) mRNA, complete cds
12392	25374		1.44	3.2E-01	BE886846.1	EST_HUMAN	601507920F1 NIH_MGC_71 Homo sapiens cDNA clone IMAGE:3909532 5'
12524	24871		4.21	3.2E-01	O83217	SWISSPROT	ELONGATION FACTOR TU (EF-TU)
12655	24955		2.07	3.2E-01	L39874.1	NT	Homo sapiens deoxydylate deaminase gene, complete cds
12712	25354	30606	1.75	3.2E-01	BE385776.1	EST_HUMAN	601275480F1 NIH_MGC_20 Homo sapiens cDNA clone IMAGE:3616746 5'
2677	15386	28128	2.89	3.1E-01	R18051.1	EST_HUMAN	ye90h06.r1 Scarses fetal liver spleen tNFLS Homo sapiens cDNA clone IMAGE:126051 5' similar to gb:M64241 QM PROTEIN (HUMAN);
2702	15532	28145	3.39	3.1E-01	7661971	NT	Homo sapiens KIAA0174 gene product (KIAA0174), mRNA
2702	15532	28146	3.39	3.1E-01	7661971	NT	Homo sapiens KIAA0174 gene product (KIAA0174), mRNA
2862	15630		1.29	3.1E-01	AW628036.1	EST_HUMAN	h46h08.x1 Scarses_NFL_T_GBC_S1 Homo sapiens cDNA clone IMAGE:2975391 3'
3170	15933		3.35	3.1E-01	AB029059.1	NT	Mus musculus gene for Ser/Thr kinase KKIAMRE, exon 6
3987	16937	29276	0.9	3.1E-01	AJ251586.1	NT	Daucus carota mRNA for transcription factor E2F (E2F gene)
4908	17689	30250	0.73	3.1E-01	AE003984.1	NT	Xyella fastidiosa, section 130 of 229 of the complete genome
5390	18190	30882	9.73	3.1E-01	AF176111.1	NT	Homo sapiens hepatocyte nuclear factor-3 alpha (HNF3A) gene, exon 1
5513	18311	31212	0.73	3.1E-01	P44132	SWISSPROT	HYPOTHETICAL PROTEIN H1236
5514	18312	31213	0.67	3.1E-01	Z74883.1	NT	S. cerevisiae chromosome XV reading frame ORF YOL14141w
5524	18322		0.88	3.1E-01	Y13278.1	NT	Mus musculus mRNA for polycystin
5685	18478	31396	2.11	3.1E-01	AF184122.1	NT	Homo sapiens filamin 2 (FLN2) gene, exons 10 through 22
6191	25087	31942	0.59	3.1E-01	R94322.1	EST_HUMAN	yq41f04.r1 Scarses fetal liver spleen tNFLS Homo sapiens cDNA clone IMAGE:186367 5'

Page 71 of 536  
Table 4

Single Exon Probes Expressed In Brain

Probe SEQ ID NO:	Exon SEQ ID NO:	ORF SEQ ID NO:	Expression Signal	Most Similar (Top) Hit BLAST E Value	Top Hit Accession No.	Top Hit Database Source	Top Hit Descriptor
6374	19143	32140	1.34	3.1E-01	AW983549.1	EST_HUMAN	RC3-HN001-310300-011-b04 HN001 Homo sapiens cDNA
6439	19207	32203	1.01	3.1E-01	A1264458.1	EST_HUMAN	q139d01.x1 NCL_CGAP_Co8 Homo sapiens cDNA clone IMAGE:1874689 3'
6583	19346	32360	3.91	3.1E-01	X71887.1	NT	H.sapiens gene for Immunoglobulin kappa light chain variable region A8 and A9
6873	25081	30546	2.41	3.1E-01	BE737392.1	EST_HUMAN	601306121F1 NIH_MGC_39 Homo sapiens cDNA clone IMAGE:3640420 5'
7579	20248	33354	0.77	3.1E-01	4855390	NT	Homo sapiens hyaluronan synthase 2 (HAS2), mRNA
8546	21238	34381	1.71	3.1E-01	R45318.1	EST_HUMAN	y949f01.s1 Soares infant brain 1N1B Homo sapiens cDNA clone IMAGE:36639 3'
9802	22483	35655	0.54	3.1E-01	6679322	NT	Mus musculus phosphatidylinositol-4-phosphate 5-kinase, type 1 gamma (Pip5k1c), mRNA
9907	22815	35818	1.05	3.1E-01	BF696639.1	EST_HUMAN	602124743F1 NIH_MGC_56 Homo sapiens cDNA clone IMAGE:4281611 5'
9967	22815	35819	1.05	3.1E-01	BF696639.1	EST_HUMAN	602124743F1 NIH_MGC_56 Homo sapiens cDNA clone IMAGE:4281611 5'
10029	22677	35893	1.74	3.1E-01	A124400.1	EST_HUMAN	q161e11.x1 NCL_CGAP_K1d3 Homo sapiens cDNA clone IMAGE:1863980 3' similar to gb:S55700 HYDROXYMETHYLGLUTARYL-COA LYASE PRECURSOR (HUMAN);
10201	22848		0.63	3.1E-01	T56925.1	EST_HUMAN	y647f08.s1 Strategene fetal spleen (#937205) Homo sapiens cDNA clone IMAGE:74967 3' similar to similar to gb:M91036_ma2 HEMOGLOBIN GAMMA-A AND GAMMA-G CHAINS (HUMAN)
10741	23428	35672	1.26	3.1E-01	BF216117.1	EST_HUMAN	601983592F1 NIH_MGC_57 Homo sapiens cDNA clone IMAGE:4095814 5'
11524	24124	37430	2.56	3.1E-01	7662291	NT	Homo sapiens KIAA0764 gene product (KIAA0764), mRNA
12133	24623		1.48	3.1E-01	AF294308.1	NT	Anolis opalinus isolate QS NADH dehydrogenase subunit 2 (ND2) gene, complete cds; mitochondrial gene for mitochondrial product
12165	24647		3.03	3.1E-01	AF304762.1	NT	Stizostedion vitreum 40S ribosomal protein S11 mRNA, partial cds
12304	24729		2.62	3.1E-01	AF195953.1	NT	Homo sapiens membrane-bound aminopeptidase P (XNPEP2) gene, complete cds
12660	24960		3.46	3.1E-01	AF196779.1	NT	Homo sapiens transcription factor (GHM enhancer 3, JM11 protein, JM4 protein, JM5 protein, T54 protein, JM10 protein, A4 differentiation-dependent protein, triple LIM domain protein 6, and synaptophysin genes, complete cds; and L-type calcium channel $\alpha$
12699	25347		1.35	3.1E-01	10946623	NT	Mus musculus peptidoglycan recognition protein-like (Pglyrp1-pending), mRNA
70	15512	25533	2.01	3.0E-01	6755083	NT	Mus musculus protein kinase C, epsilon (P-ice), mRNA
247	13058	25696	14.52	3.0E-01	AJ271735.1	NT	Homo sapiens Xq pseudoautosomal region; segment 1/2
1202	13954	26618	2.51	3.0E-01	AW300400.1	EST_HUMAN	xs63f08.x1 NCL_CGAP_K1d11 Homo sapiens cDNA clone IMAGE:2774943 3'
1497	14244	26830	5.57	3.0E-01	AJ008755.1	NT	Balaenoptera physalis gene encoding atrial natriuretic peptide
2132	14862	27592	1.2	3.0E-01	AF237778.1	NT	Rattus norvegicus Ca2+/calmodulin-dependent protein kinase II, alpha subunit mRNA, 3' untranslated region
3206	15959		1.18	3.0E-01	AB030481.1	NT	Corynebacterium sp. ALY-1 alyPG gene for polygluturonate lyase, complete cds
3846	16597	29234	1.46	3.0E-01	AW817785.1	EST_HUMAN	PM1-ST0262-261199-001-g01 ST0262 Homo sapiens cDNA
4477	17212	29837	1.95	3.0E-01	AJ008755.1	NT	Balaenoptera physalis gene encoding atrial natriuretic peptide
5287	18073	30702	7.22	3.0E-01	BE741629.1	EST_HUMAN	601594960F1 NIH_MGC_9 Homo sapiens cDNA clone IMAGE:3948734 5'
5349	18152	30833	0.77	3.0E-01	AF229247.1	NT	Cantagalo orthopoxvirus hemagglutinin gene, complete cds

Page 72 of 536  
Table 4

Single Exon Probes Expressed In Brain

Probe SEQ ID NO:	Exon SEQ ID NO:	ORF SEQ ID NO:	Expression Signal	Most Similar (Top) Hit BLAST E Value	Top Hit Accession No.	Top Hit Database Source	Top Hit Descriptor
5417	18216	30924	3.94	3.0E-01	BE683575.1	EST_HUMAN	RC3-BT0333-180700-111-a03 BT0333 Homo sapiens cDNA
5417	18216	30925	3.94	3.0E-01	BE683575.1	EST_HUMAN	RC3-BT0333-180700-111-a03 BT0333 Homo sapiens cDNA
5453	18252	31142	4.77	3.0E-01	U01247.1	NT	Mus musculus 129/sv Clara cell 10 kd protein (mCC10) gene, complete cds
6732	19566	32598	3.06	3.0E-01	D16913.1	NT	Mouse cytochrome 15 gene, complete cds
6762	17931	30567	0.61	3.0E-01	U02369.1	NT	Strongylocentrotus purpuratus 34/67 kDa laminin-binding protein mRNA, partial cds
6827	19488	32610	0.86	3.0E-01	AF229247.1	NT	Canigalo orthopoxvirus hemagglutinin gene, complete cds
7021	19713	32770	0.71	3.0E-01	AL163208.2	NT	Homo sapiens chromosome 21 segment HS21C006
7227	19912	32985	2.77	3.0E-01	10947007	NT	Mus musculus midnolin (Midn-pending), mRNA
7400	20078	33159	1.37	3.0E-01	AF071810.1	NT	Streptococcus pneumoniae strain DBL6 PspA (pspA) gene, partial cds
7627	20522	33648	1.3	3.0E-01	AE001755.1	NT	Thermotoga maritima section 67 of 136 of the complete genome
8271	20965		2.97	3.0E-01	9910161	NT	Mus musculus C-type (calcium dependent, carbohydrate recognition domain) lectin, superfamily member 9 (Clec5f9), mRNA
8374	21067	34207	1.32	3.0E-01	BE566083.1	EST_HUMAN	60133079F1 NIH_MGC_53 Homo sapiens cDNA clone IMAGE:3681594 5'
8728	21420	34564	0.51	3.0E-01	AF141676.1	NT	Streptomyces sulfonolactams isopenicillin N synthase (pcbC) gene, partial cds
8770	21462		0.8	3.0E-01	7691685	NT	Homo sapiens DKFP586M0122 protein (DKFP586M0122), mRNA
9118	21806	34972	0.81	3.0E-01	AF220507.1	NT	Anabaena PCC7120 cytosine-specific DNA methyltransferase (dmmB) gene, complete cds; putative anthranilate phosphoribosyltransferase gene, partial cds; and unknown gene
9856	22506		43.84	3.0E-01	BE001129.1	EST_HUMAN	RC2-BN0074-240400-110-ht2 BN0074 Homo sapiens cDNA
9868	22518	35714	1.25	3.0E-01	BF674612.1	EST_HUMAN	602133271F1 NIH_MGC_81 Homo sapiens cDNA clone IMAGE:4288336 5'
10042	22690	35908	0.49	3.0E-01	AF152598.3	NT	Actinobacillus actinomycetemcomitans Tada (tadA), TadB (tadB), TadC (tadC), TadD (tadD), TadE (tadE), TadF (tadF), and TadG (tadG) genes, complete cds
10042	22690	35909	0.49	3.0E-01	AF152598.3	NT	Actinobacillus actinomycetemcomitans Tada (tadA), TadB (tadB), TadC (tadC), TadD (tadD), TadE (tadE), TadF (tadF), and TadG (tadG) genes, complete cds
10294	22941	36155	0.84	3.0E-01	AW118111.1	EST_HUMAN	xe03d10.x1 Soares_NFL_T_GBC_S1 Homo sapiens cDNA clone IMAGE:2606035 3'
10296	22943	36157	1.88	3.0E-01	AB030231.1	NT	Aspergillus oryzae bpaA gene for ER chaperone BIP, complete cds
10316	22963	36179	0.73	3.0E-01	BF683841.1	EST_HUMAN	602140133F1 NIH_MGC_46 Homo sapiens cDNA clone IMAGE:4301097 5'
10316	22963	36180	0.73	3.0E-01	BF683841.1	EST_HUMAN	602140133F1 NIH_MGC_46 Homo sapiens cDNA clone IMAGE:4301097 5'
11772	24963	37694	1.95	3.0E-01	H51029.1	EST_HUMAN	yp84b10.r1 Soares fetal liver spleen 1NFLS Homo sapiens cDNA clone IMAGE:194107 5'
11772	24963	37695	1.85	3.0E-01	H51029.1	EST_HUMAN	yp84b10.r1 Soares fetal liver spleen 1NFLS Homo sapiens cDNA clone IMAGE:194107 5'
12416	25302		2.52	3.0E-01	AJ297631.1	NT	Rattus norvegicus mRNA for glyceraldehyde-3-phosphate dehydrogenase type 2 (gapdh-2 gene)
12693	25345		5.51	3.0E-01	6677766	NT	Mus musculus ribose 5-phosphate isomerase A (RpiA), mRNA
20818	14753	27481	1.43	2.9E-01	AE000736.1	NT	Aquifex aeolicus section 69 of 109 of the complete genome
2245	14973	27710	1.16	2.9E-01	AF222718.1	NT	Chrysothidymus synuroideus mitochondrion, complete genome
3246	16008	28658	2.73	2.9E-01	AW754239.1	EST_HUMAN	PM1-CT0326-171299-001-f12 CT0326 Homo sapiens cDNA

Table 4

Single Exon Probes Expressed In Brain

Probe SEQ ID NO:	Exon SEQ ID NO:	ORF SEQ ID NO:	Expression Signal	Most Similar (Top) Hit BLAST E Value	Top Hit Accession No.	Top Hit Database Source	Top Hit Descriptor
3246	16008	28659	2.73	2.9E-01	AW754239.1	EST_HUMAN	PMT-CT0326-171289-001-f12 CT0326 Homo sapiens cDNA
3877	16927	29265	0.72	2.9E-01	A1610838.1	EST_HUMAN	ip21at11.x1 NCI_CGAP_Gas4 Homo sapiens cDNA clone IMAGE:2188412 3' similar to gb:D15050 NIL-2-A
4052	16787	29427	0.73	2.9E-01	AB016426.1	NT	ZINC FINGER PROTEIN (HUMAN);contains element L1 repetitive element;
4064	16809		0.77	2.9E-01	AW002902.1	EST_HUMAN	Carvia porcellus mRNA for glutathione s-transferase, complete cds
4462	17188	29813	1.1	2.9E-01	AA284468.1	EST_HUMAN	wr02f10.x1 NCI_CGAP_GC6 Homo sapiens cDNA clone IMAGE:2480396 3'
5177	17988		1.66	2.9E-01	R37485.1	EST_HUMAN	zs57d12.f1 NCI_CGAP_GCB1 Homo sapiens cDNA clone IMAGE:701591 5' similar to contains A1u repetitive element
5310	19507	32532	0.79	2.9E-01	AF321001.1	NT	Suaeda maritima subsp. salsa S-adenosylmethionine synthetase 2 mRNA, complete cds
5677	18471	31387	5.19	2.9E-01	X56098.1	NT	B.subtilis levanase operon levD, levE, levF, levG and sacC (partial) genes for fructose phosphotransferase system polypeptides P.16,18,28,30 and levanase
5677	18471	31388	5.19	2.9E-01	X56098.1	NT	B.subtilis levanase operon levD, levE, levF, levG and sacC (partial) genes for fructose phosphotransferase system polypeptides P.16,18,28,30 and levanase
5689	18492	31401	6.4	2.9E-01	6679662	NT	Mus musculus Eph receptor A8 (Epha8), mRNA
5965	18747	31708	1.47	2.9E-01	AA418145.1	EST_HUMAN	z697b12.f1 Soares_NhHMPu_S1 Homo sapiens cDNA clone IMAGE:767711 5'
6187	18964	31937	1.08	2.9E-01	A1797128.1	EST_HUMAN	w627c05.x1 NCI_CGAP_Lu24 Homo sapiens cDNA clone IMAGE:2342312 3' similar to contains L.1.L1 L1 repetitive element;
6233	19007	31984	2.4	2.9E-01	U03420.1	NT	Bos taurus myosin I mRNA, complete cds
6365	19135	32130	0.58	2.9E-01	R69194.1	EST_HUMAN	y39d08.r1 Soares placenta Nb2HP Homo sapiens cDNA clone IMAGE:141615 5'
6365	19136	32131	0.58	2.9E-01	R69194.1	EST_HUMAN	y39d08.r1 Soares placenta Nb2HP: Homo sapiens cDNA clone IMAGE:141615 5'
6621	19383		0.58	2.9E-01	Z50158.1	NT	D discoidium gene for 34 kD actin binding protein
6880	17968	30523	1.52	2.9E-01	AF142328.1	NT	Mus musculus Filih protein (Filih) gene, complete cds; and Ligh protein (Ligh) gene, partial cds
6996	18688	32737	2.85	2.9E-01	Q04399	SWISSPROT	PUTATIVE MULTICOPPER OXIDASE YDR806C
7059	19750	32813	2.06	2.9E-01	AF100956.1	NT	Mus musculus major histocompatibility locus class II region; Fas-binding protein Daxx (DAXX) gene, partial cds; Bing1 (BING1), Iapasin (Iapasin), RalGDS-like factor (RLF), KE2 (KE2), BING4 (BING4), beta1, 3-galactosyl transferase (beta1,3-galactosyl tr>
7820	20516	33640	1.67	2.9E-01	BE540422.1	EST_HUMAN	601065830F1 NIH_MGC_10 Homo sapiens cDNA clone IMAGE:3452287 5'
7820	20515	33641	1.67	2.9E-01	BE540422.1	EST_HUMAN	601065830F1 NIH_MGC_10 Homo sapiens cDNA clone IMAGE:3452287 5'
8049	20743	33875	0.48	2.9E-01	AJ237937.1	NT	Bos taurus partial staisA gene, exons 5-19
8049	20743	33876	0.48	2.9E-01	AJ237937.1	NT	Bos taurus partial staisA gene, exons 5-19
8062	20756		0.94	2.9E-01	BF217743.1	EST_HUMAN	601882570F1 NIH_MGC_57 Homo sapiens cDNA clone IMAGE:4095113 5'
8237	20931		0.49	2.9E-01	AF197456.1	NT	Buchnera aphidicola; plasmid p_Leu isolate M1 2-isopropylmalate synthase (IeuA) gene, partial cds; 3-isopropylmalate dehydrogenase (IeuB) gene, complete cds; and isopropylmalate dehydratase subunit (IeuC) gene, partial cds

Page 74 of 536  
Table 4

Single Exon Probes Expressed in Brain

Probe SEQ ID NO:	Exon SEQ ID NO:	ORF SEQ ID NO:	Expression Signal	Most Similar (Top) Hit BLAST E Value	Top Hit Accession No.	Top Hit Database Source	Top Hit Descriptor
8493	21185	34328	0.84	2.9E-01	AU160910.1	EST_HUMAN	AU150910 NT2RP2 Homo sapiens cDNA clone NT2RP20039013'
8823	21515	34680	1.02	2.9E-01	AF225908.1	NT	Arabidopsis thaliana sulfonurea receptor-like protein mRNA, complete cds
8931	21822	34765	0.65	2.9E-01	M22452.1	NT	Baboon lymphocyte homing/adhesion receptor mRNA, complete cds
9145	21876	35040	0.76	2.9E-01	AJ248287.1	NT	Pyrococcus abyssii complete genome; segment 5/6
9145	21876	35041	0.76	2.9E-01	AJ248287.1	NT	Pyrococcus abyssii complete genome; segment 5/6
10810	23493	36728	1.93	2.9E-01	AF128843.1	NT	Trypanosoma cruzi stage-specific surface glycoprotein gp82 (gp82) mRNA, partial cds
11114	23784	37059	1.75	2.9E-01	V01394.1	NT	Torpedo californica mRNA encoding acetylcholine receptor gamma subunit
11114	23784	37060	1.75	2.9E-01	V01394.1	NT	Torpedo californica mRNA encoding acetylcholine receptor gamma subunit
11575	24174	37489	1.59	2.9E-01	AA935373.1	EST_HUMAN	ny35n02.s1 NCI_CGAP_P112 Homo sapiens cDNA clone IMAGE:1273779 similar to contains LTR8.12 LTR8 repetitive element;
11578	24178	37483	3.55	2.9E-01	AL139078.2	NT	Campylobacter jejuni NGCTC1168 complete genome; segment 5/6
11600	24199	37519	1.62	2.9E-01	U35025.1	NT	Rattus norvegicus activin receptor-like kinase 7 (ALK7) mRNA, complete cds
11600	24199	37520	1.62	2.9E-01	U35025.1	NT	Rattus norvegicus activin receptor-like kinase 7 (ALK7) mRNA, complete cds
12452	24821	31024	4.05	2.9E-01	AF082453.1	NT	Homo sapiens TNF- $\alpha$ -inducible RNA binding protein (TRIP) gene, complete cds
12741	25007	30973	1.86	2.9E-01	Y08937.1	NT	Chlamydomonas reinhardtii mRNA for nitrite reductase structural locus
12741	25007	30974	1.86	2.9E-01	Y08937.1	NT	Chlamydomonas reinhardtii mRNA for nitrite reductase structural locus
555	13338		1.7	2.8E-01	U67136.1	NT	Rattus norvegicus A-kinase anchoring protein AKAP150 mRNA, complete cds
560	13342		1.01	2.8E-01	L28145.1	NT	Prune dwarf virus movement protein, complete cds; coat protein, complete cds
1061	13819	28481	3.69	2.8E-01	AF168050.1	NT	Guinea guinea oocyte maturation factor Mos (c-mos) gene, partial cds
1264	14003	26671	1.62	2.8E-01	BE313442.1	EST_HUMAN	601148733FT NIH_MGC_19 Homo sapiens cDNA clone IMAGE:3163688 5'
1264	14003	26672	1.62	2.8E-01	BE313442.1	EST_HUMAN	601148733FT NIH_MGC_19 Homo sapiens cDNA clone IMAGE:3163688 5'
1268	14017	26684	1.34	2.8E-01	D86850.1	NT	Human mRNA for serine/threonine protein kinase, complete cds
1651	14397	27087	1.11	2.8E-01	AF075238.1	NT	Hepatitis G virus isolate 60 (SZNAE12) polyprotein precursor, gene, partial cds
1720	14463	27163	2.04	2.8E-01	AW860020.1	EST_HUMAN	QV1-CT0384-120200-065-605 CT0384 Homo sapiens cDNA
2008	14742	27467	2.35	2.8E-01	AL047620.1	EST_HUMAN	DKFZp586I2321_1 586 (synonym: nute1) Homo sapiens cDNA clone DKFZp586I2321
2127	14868	27588	1.41	2.8E-01	AW511195.1	EST_HUMAN	hd44b03.x1 Soares_NFL_I_GBC_S1 Homo sapiens cDNA clone IMAGE:2912333 3'
2475	15163	27933	2.04	2.8E-01	AE000494.1	NT	Escherichia coli K-12 MG1655 section 384 of 400 of the complete genome
2475	15193	27934	2.04	2.8E-01	AE000494.1	NT	Escherichia coli K-12 MG1655 section 384 of 400 of the complete genome
2549	15284		1.89	2.8E-01	AL161665.2	NT	Arabidopsis thaliana DNA chromosome 4, contig fragment No. 66
2670	15380	28118	0.97	2.8E-01	AB020975.1	NT	Arabidopsis thaliana mRNA for lipoyltransferase, complete cds
2970	15736		1.29	2.8E-01	AF179480.1	NT	Toxoplasma gondii 90kDa heat-shock protein (HSP90) mRNA, partial cds
2971	15737	26386	2.04	2.8E-01	Z14037.1	NT	B.taurus microsatellite (E TH121)
2971	15737	26387	2.04	2.8E-01	Z14037.1	NT	B.taurus microsatellite (E TH121)
3373	16132	28788	1.13	2.8E-01	AP000004.1	NT	Pyrococcus horikoshii OT3 genomic DNA, 777001-894000 nt. position (4/7)



Page 75 of 536  
Table 4

Single Exon Probes Expressed in Brain

Probe SEQ ID NO:	Exon SEQ ID NO:	ORF SEQ ID NO:	Expression Signal	Most Similar (Top) Hit BLAST E Value	Top Hit Accession No.	Top Hit Database Source	Top Hit Descriptor
3978	16726	29360	1.99	2.8E-01	AE001180.1	NT	Borrelia burgdorferi (section 66 of 70) of the complete genome
4174	16914		1.95	2.8E-01	A1090868.1	EST_HUMAN	oy44p10.x1 Soares_testis_NHT Homo sapiens cDNA clone IMAGE:1640226 3' similar to contains Alu repetitive element; contains element MER22 repetitive element;
4422	17158	29789	0.99	2.8E-01	AL021127.2	NT	Mus musculus chromosome X contigA; putative Magea8 gene, Caltraectin, NAD(P) steroid dehydrogenase and Zinc finger protein 185
4427	17163	29793	2.31	2.8E-01	P13615	SWISSPROT	RNA POLYMERASE BETA SUBUNIT (LARGE STRUCTURAL PROTEIN) (L PROTEIN)
4772	17504	30126	1.19	2.8E-01	AF075238.1	NT	Hepatitis G virus isolate 60 (SZNAE12) polyprotein precursor, gene, partial cds
4777	17509	30131	2.87	2.8E-01	AF030154.1	NT	Bovine adenovirus 3 complete genome
4808	17539	30182	1.23	2.8E-01	BF528188.1	EST_HUMAN	602042801F1 NC1_CGAP_Bim67 Homo sapiens cDNA clone IMAGE:4180129 5'
4829	17560	30182	1.91	2.8E-01	A1272669.1	EST_HUMAN	q159c11.x1 Soares_NhHMPu_S1 Homo sapiens cDNA clone IMAGE:1876628 3' similar to contains Alu repetitive element; contains element L TR6 repetitive element;
5228	25064	30680	24.68	2.8E-01	AA349997.1	EST_HUMAN	EST 57072 Infant brain Homo sapiens cDNA 5' end
5519	18317	31218	3.07	2.8E-01	AB016825.1	NT	Homo sapiens OCTN2 gene, complete cds
5727	18519		0.95	2.8E-01	AW992683.1	EST_HUMAN	CMT-BN0024-150200-118-g12 BN0024 Homo sapiens cDNA
5848	18635		0.63	2.8E-01	AA404576.1	EST_HUMAN	z41f01.r1 Soares ovary tumor NibHOT Homo sapiens cDNA clone IMAGE:724921 5' similar to contains Alu repetitive element
6083	25418		0.65	2.8E-01	M36668.1	NT	Bovine 680 bp repeated unit of 1.723 satellite DNA
6123	18901	31869	1.53	2.8E-01	AF003124.1	NT	Mesembryanthemum crystallinum fructose-biphosphate aldolase mRNA, complete cds
6123	18901	31870	1.53	2.8E-01	AF003124.1	NT	Mesembryanthemum crystallinum fructose-biphosphate aldolase mRNA, complete cds
6632	19394	32409	8.34	2.8E-01	BF511215.1	EST_HUMAN	UIH-B14-act-f04-0-U1.ct NC1_CGAP_Sub8 Homo sapiens cDNA clone IMAGE:3085182 3'
7341	20022		1.17	2.8E-01	U05633.1	NT	Marsilea quadrifolia ribulose-1,5-bisphosphate carboxylase/oxygenase large subunit (rbcl) gene, chloroplast gene encoding chloroplast protein, partial cds
7382	20062	33140	0.69	2.8E-01	X69980.1	NT	L. asculentum ypt2 mRNA for GTP-binding protein
7991	20686	33811	1.28	2.8E-01	A1348126.1	EST_HUMAN	qp48f01.x1 NC1_CGAP_Co8 Homo sapiens cDNA clone IMAGE:1926289 3' similar to gb:X06323_cds1
7991	20686	33812	1.28	2.8E-01	A1348126.1	EST_HUMAN	MITOCHONDRIAL 60S RIBOSOMAL PROTEIN L3 (HUMAN);
8108	20802	33935	1.92	2.8E-01	U51688.1	NT	qp48f01.x1 NC1_CGAP_Co8 Homo sapiens cDNA clone IMAGE:1926289 3' similar to gb:X06323_cds1
8412	21106	34244	0.61	2.8E-01	AA911629.1	EST_HUMAN	MITOCHONDRIAL 60S RIBOSOMAL PROTEIN L3 (HUMAN);
8488	21180		7.34	2.8E-01	BF947847.1	EST_HUMAN	Homo sapiens lanosterol 14-alpha demethylase cytochrome P450 (CYP51) gene, exon 5
8366	21641	35115	0.82	2.8E-01	U17251.1	NT	GAMMA-1 CHAIN C REGION (HUMAN);
9511	22264		0.88	2.8E-01	L13654.1	NT	602022987F1 NC1_CGAP_Bim67 Homo sapiens cDNA clone IMAGE:4158525 5'
9768	22439	35646	0.66	2.8E-01	AF132728.1	NT	Neurospora crassa negative regulator sulfur controller-2 (scm-2) gene, complete cds
							Lycopodium obscurum peroxidase (TPX1) mRNA, complete cds
							Escherichia coli translocated intimin receptor Tir (tir) gene, complete cds

Single Exon Probes Expressed in Brain

Probe SEQ ID NO:	Exon SEQ ID NO:	ORF SEQ ID NO:	Expression Signal	Most Similar (Top) Hit BLAST E Value	Top Hit Accession No.	Top Hit Database Source	Top Hit Descriptor
9788	22439	35647	0.66	2.8E-01	AF132728.1	NT	Escherichia coli translocated Intimin receptor Tir (tir) gene, complete cds
9850	22500	35700	0.52	2.8E-01	AF284363.1	NT	Rattus norvegicus glycerol-3-phosphate dehydrogenase gene, promoters A and B and exons 1a and 1b; nuclear gene for mitochondrial product
9860	22608	35813	3.35	2.8E-01	7708163	NT	Homo sapiens hypothetical protein (LOC51319), mRNA
10211	22859		1.47	2.8E-01	9626154	NT	Fujinami sarcoma virus, complete genome
10251	22899	36109	0.6	2.8E-01	BE959727.2	EST_HUMAN	601854822R1 NIH_MGC_57 Homo sapiens cDNA clone IMAGE:3839786 3'
10644	23335	36573	2.42	2.8E-01	BF241062.1	EST_HUMAN	601880794F1 NIH_MGC_55 Homo sapiens cDNA clone IMAGE:4108350 5'
10644	23335	36574	2.42	2.8E-01	BF241062.1	EST_HUMAN	601880794F1 NIH_MGC_55 Homo sapiens cDNA clone IMAGE:4108350 5'
10671	23362	36603	3.83	2.8E-01	BF685970.1	EST_HUMAN	601852148F1 NIH_MGC_56 Homo sapiens cDNA clone IMAGE:4076028 6'
10794	23477	36719	1.33	2.8E-01	AF051662.1	NT	Drosophila heteronera fruitless (fru) gene, alternative splice products, 5' flanking region, exons 1 through 7 and complete cds
11247	23809		4.51	2.8E-01	BF874023.1	EST_HUMAN	602137418F1 NIH_MGC_83 Homo sapiens cDNA clone IMAGE:4273853 5'
11693	24192	37510	17.65	2.8E-01	AL139074.2	NT	Campylobacter jejuni NC1011168 complete genome; segment 1/6
12406	24789		15.41	2.8E-01	D83329.1	NT	Mus musculus DNA for prostaglandin D2 synthase, complete cds
12509	24861	31013	4.22	2.8E-01	BE178699.1	EST_HUMAN	PM4-H10608-030400-001-e07 HT0608 Homo sapiens cDNA
12632	24877	31019	1.77	2.8E-01	BE900116.1	EST_HUMAN	601873020F1 NIH_MGC_21 Homo sapiens cDNA clone IMAGE:3955998 5'
12685	25306		2.52	2.8E-01	11493629	NT	Homo sapiens CDC42-binding protein kinase beta (DMPK-like) (CDC42BPB), mRNA
12806	25401		1.49	2.8E-01	AW025400.1	EST_HUMAN	wu96g05.x1 NCI_CGAP_Kid3 Homo sapiens cDNA clone IMAGE:2527928 3'
464	13249	26690	3.97	2.7E-01	Y17324.1	NT	Rattus norvegicus GDK104 mRNA
599	13377	26007	3.25	2.7E-01	AA450081.1	EST_HUMAN	z39b10.s1 Soares_total_fetus_Nb2HF8_9w Homo sapiens cDNA clone IMAGE:788827 3' similar to contains Alu repetitive element;
1238	13987	26654	2.13	2.7E-01	AB004906.1	NT	Ipomoea purpurea transposable element Tip100 gene for transposase, complete cds
1617	14384		1.58	2.7E-01	X79815.1	NT	G.lambila SR2 gene
1722	14465	27164	3.5	2.7E-01	W58067.1	EST_HUMAN	zd22h10.r1 Soares_fetal_heart_NbHH19W Homo sapiens cDNA clone IMAGE:341443 5'
1769	14511	27212	2.56	2.7E-01	P03341	SWISSPROT	GAG POLYPROTEIN [CONTAINS: INNER COAT PROTEIN P12; CORE PROTEIN P16; CORE SHELL PROTEIN P30; NUCLEOPROTEIN P10]
2131	15586		2.25	2.7E-01	AF047575.1	NT	Rattus norvegicus vesicular monocarboxylic transporter type 2, promoter region and exon 1
2367	15089	27826	10.07	2.7E-01	Y13868.1	NT	Feline immunodeficiency virus env gene, isolate ITTO988PIU (M88), partial
2457	15175	27814	4.07	2.7E-01	AI310858.1	EST_HUMAN	ta43ot11.x2 NCI_CGAP_Lu25 Homo sapiens cDNA clone IMAGE:2046836 3' similar to contains element L1 repetitive element;
2899	15686	28314	1.2	2.7E-01	AF251276.1	NT	Mus musculus serine protease inhibitor 14 (Spi14) mRNA, complete cds
2983	15749		2.63	2.7E-01	BF088284.1	EST_HUMAN	CM1-HT0876-060800-385-e05 HT0876 Homo sapiens cDNA
3283	16044	28693	0.68	2.7E-01	8989620	NT	Rattus norvegicus insulin receptor (Ins), mRNA
3992	16740	28374	1.97	2.7E-01	AI928015.1	EST_HUMAN	wes2e11.x1 NCI_CGAP_Kid11 Homo sapiens cDNA clone IMAGE:2462828 3'

Table 4

Single Exon Probes Expressed In Brain

Probe SEQ ID NO:	Exon SEQ ID NO:	ORF SEQ ID NO:	Expression Signal	Most Similar (Top) Hit BLAST E Value	Top Hit Accession No.	Top Hit Database Source	Top Hit Descriptor
4002	16749	29380	0.69	2.7E-01	AF216214.1	NT	Drosophila buzzatii alpha-esterase 6 (aE6) gene, partial cds
4002	16749	29381	0.69	2.7E-01	AF216214.1	NT	Drosophila buzzatii alpha-esterase 6 (aE6) gene, partial cds
4008	16754	29384	2.12	2.7E-01	L77569.1	NT	Homo sapiens DiGeorge syndrome critical region, telomeric end
4980	17703		2.85	2.7E-01	AW856131.1	EST_HUMAN	RC1-CT0286-230200-016-c03 CT0286 Homo sapiens cDNA
5011	17733	30339	2.53	2.7E-01	AA100656.1	EST_HUMAN	z80a01.r1 Stratagene colon (#937204) Homo sapiens cDNA clone IMAGE:511848 5' similar to gb>X65488_cds1 HETEROGENOUS NUCLEAR RIBONUCLEOPROTEIN U (HUMAN);
5011	17733	30340	2.53	2.7E-01	AA100656.1	EST_HUMAN	z80a01.r1 Stratagene colon (#937204) Homo sapiens cDNA clone IMAGE:511848 5' similar to gb>X65488_cds1 HETEROGENOUS NUCLEAR RIBONUCLEOPROTEIN U (HUMAN);
5185	17993	30509	2.39	2.7E-01	P17277	SWISSPROT	HOMEOBOX PROTEIN HOX-A4 (HOX-1.4)
5402	18202		0.85	2.7E-01	AB033171.1	NT	Astrocopa myriophthalma mitochondrial cytb gene for cytochrome b, partial cds
6249	19023	31995	0.66	2.7E-01	Q00918	SWISSPROT	LATENT TRANSFORMING GROWTH FACTOR BETA BINDING PROTEIN 1 PRECURSOR (TRANSFORMING GROWTH FACTOR BETA-1 BINDING PROTEIN 1) (TGF-BETA1-BP-1) (TRANSFORMING GROWTH FACTOR BETA-1 MASKING PROTEIN, LARGE SUBUNIT)
6249	19023	31996	0.66	2.7E-01	Q00918	SWISSPROT	LATENT TRANSFORMING GROWTH FACTOR BETA BINDING PROTEIN 1 PRECURSOR (TRANSFORMING GROWTH FACTOR BETA-1 BINDING PROTEIN 1) (TGF-BETA1-BP-1) (TRANSFORMING GROWTH FACTOR BETA-1 MASKING PROTEIN, LARGE SUBUNIT)
6515	19280	32282	0.93	2.7E-01	AE001094.1	NT	Archaeoglobus fulgidus section 13 of 172 of the complete genome
6515	19280	32283	0.93	2.7E-01	AE001094.1	NT	Archaeoglobus fulgidus section 13 of 172 of the complete genome
6681	19598	32637	2.23	2.7E-01	Q61554	SWISSPROT	FIBRILLIN 1 PRECURSOR
6916	19653	32699	0.68	2.7E-01	U15967.1	NT	Drosophila melanogaster rfc40 protein, Rop protein (Rop), and small GTP binding protein (DRas2) genes, complete cds
6952	19434		0.79	2.7E-01	A1540070.1	EST_HUMAN	td08h08.x1 NC1_GGAP_GLI1 Homo sapiens cDNA clone IMAGE:2075103 3'
7256	19940	33015	0.74	2.7E-01	Q11079	SWISSPROT	HYPOTHETICAL 20.9 KD PROTEIN B0663.3 IN CHROMOSOME X
7461	20134	33225	0.75	2.7E-01	Q01168	SWISSPROT	NITROGEN REGULATORY PROTEIN NUT1
7461	20134	33226	0.75	2.7E-01	Q01168	SWISSPROT	NITROGEN REGULATORY PROTEIN NUT1
7688	20256	33363	2.16	2.7E-01	AF248054.1	NT	Bos taurus micromolar calcium activated neutral protease 1 (CAPN1) gene, exons 11-20, and partial cds
7688	20256	33364	2.16	2.7E-01	AF248054.1	NT	Bos taurus micromolar calcium activated neutral protease 1 (CAPN1) gene, exons 11-20, and partial cds
7638	20303	33411	0.94	2.7E-01	AA351121.1	EST_HUMAN	EST58740 Infant brain Homo sapiens cDNA 5' end similar to similar to myosin-binding protein H
7638	20303	33412	0.94	2.7E-01	AA351121.1	EST_HUMAN	EST58740 Infant brain Homo sapiens cDNA 5' end similar to similar to myosin-binding protein H
7694	20358	33472	0.71	2.7E-01	LO1081.1	NT	Oryctolagus cuniculus UDP-glucuronosyltransferase (UGT2B13) mRNA, complete cds
7763	20459	33563	0.68	2.7E-01	AA013147.1	EST_HUMAN	z835611.s1 Soares, retina N2b-4HR Homo sapiens cDNA clone IMAGE:360957 3' similar to contains Alu repetitive element

Page 78 of 536  
Table 4

Single Exon Probes Expressed In Brain

Probe SEQ ID NO:	Exon SEQ ID NO:	ORF SEQ ID NO:	Expression Signal	Most Similar (Top) Hit BLAST E Value	Top Hit Accession No.	Top Hit Database Source	Top Hit Descriptor
7925	20620		0.53	2.7E-01	AF048920.1	NT	Carassius auratus pituitary adenylate cyclase activating polypeptide type 1 receptor precursor mRNA, complete cds
8086	20780	33909	0.51	2.7E-01	R39257.1	EST_HUMAN	yc91h08.s1 Soares infant brain 1N1B Homo sapiens cDNA clone IMAGE:23511 3'
8100	20884	34022	0.8	2.7E-01	AL161552.2	NT	Arabidopsis thaliana DNA chromosome 4, contig fragment No. 52
8657	21349	34494	0.59	2.7E-01	Q14764	SWISSPROT	MAJOR VAULT PROTEIN (MVP) (LUNG RESISTANCE-RELATED PROTEIN)
8925	21616	34780	0.46	2.7E-01	X03216.1	NT	Staphylococcus aureus transposon Tr1564
9232	21911	35084	10.41	2.7E-01	O83809	SWISSPROT	THREONYL-TRNA SYNTHETASE (THREONINE-TRNA LIGASE) (THRRS)
9232	21911	35085	10.41	2.7E-01	O83809	SWISSPROT	THREONYL-TRNA SYNTHETASE (THREONINE-TRNA LIGASE) (THRRS)
9235	21914		2	2.7E-01	P37928	SWISSPROT	FIMBRIAE W PROTEIN
9700	22351	35546	0.61	2.7E-01	D89560.1	NT	Rattus norvegicus DNA for peroxisome assembly factor-2, exon 4, 5, 6, 7, 8, 9, 10, 11, 12, 13, 14, 15, 16, 17 and complete cds
9981	22629	35838	0.74	2.7E-01	AF091848.1	NT	Oryctolagus cuniculus calgranulin C mRNA, partial cds
10018	22866	35882	3.09	2.7E-01	AF087434.1	NT	Mus musculus transcription factor NF-ATc1 isoform a (NF-ATc1) mRNA, complete cds
10149	22797	36012	0.57	2.7E-01	AF156539.1	NT	Homo sapiens xeroderma pigmentosum complementation group C (XPC) gene, intron 9
10149	22797	36013	0.57	2.7E-01	AF156539.1	NT	Homo sapiens xeroderma pigmentosum complementation group C (XPC) gene, intron 9
10714	23403	36642	1.62	2.7E-01	AV705043.1	EST_HUMAN	AV705043 ADB Homo sapiens cDNA clone ADBCOD05 5'
10714	23403	36643	1.62	2.7E-01	AV705043.1	EST_HUMAN	AV705043 ADB Homo sapiens cDNA clone ADBCOD05 5'
10724	23412	36653	3.13	2.7E-01	AJ133269.1	NT	Homo sapiens caveolin-1/2 locus, Contig1, D7S522, genes CAV2 (exons 1, 2a, and 2b), CAV1 (exons 1 and 2)
11820	24406		1.5	2.7E-01	O14181	SWISSPROT	PUTATIVE 60S RIBOSOMAL PROTEIN C4F8.05C
12482	25190		1.49	2.7E-01	AB008782.1	NT	Arabidopsis thaliana mRNA for sulfate transporter, complete cds
12665	24963		2.83	2.7E-01	AF217491.1	NT	Homo sapiens fragile 16D oxidoreductase (FOR) gene, exon 6
12811	25054	30929	1.95	2.7E-01	AV742419.1	EST_HUMAN	AV742419 CB Homo sapiens cDNA clone CBMAXF02 5'
457	15542	26983	2.03	2.6E-01	P78411	SWISSPROT	IROQUOIS-CLASS HOMEODOMAIN PROTEIN IRX-2
468	13254		1.38	2.6E-01	D16459.1	NT	Bos taurus mRNA for mb-1, complete cds
1372	14120	26795	1.65	2.6E-01	BE885087.1	EST_HUMAN	601570838F1 NIH_MGC_71 Homo sapiens cDNA clone IMAGE:3912345 5'
1417	14195	26948	1.14	2.6E-01	AB013290.1	NT	Glycine max pseudogene for Bd 30K
1589	14626	27335	4.33	2.6E-01	AL161472.2	NT	Arabidopsis thaliana DNA chromosome 4, contig fragment No. 2
1889	14826	27336	4.33	2.6E-01	AL161472.2	NT	Arabidopsis thaliana DNA chromosome 4, contig fragment No. 2
2086	14818		10.48	2.6E-01	AW733162.1	EST_HUMAN	bb504010.x1 NIH_MGC_14 Homo sapiens cDNA clone IMAGE:2958451 3' similar to gb:M36072 60S RIBOSOMAL PROTEIN L7A (HUMAN); gb:M14689_cds1 Mouse surfeit locus surfeit 3 protein gene (MOUSE);
2148	14878	27613	3.7	2.6E-01	M11844.1	NT	Human prealbumin gene, complete cds
2476	15194		1.62	2.6E-01	Y12996.1	NT	B.maritimus rbcL gene

Page 79 of 536  
Table 4

Single Exon Probes Expressed in Brain

Probe SEQ ID NO:	Exon SEQ ID NO:	ORF SEQ ID NO:	Expression Signal	Most Similar (Top) Hit BLAST E-Value	Top Hit Accession No.	Top Hit Database Source	Top Hit Descriptor
2548	16283		8.87	2.6E-01	BE272440.1	EST_HUMAN	601126016F1 NIH_MGC_9 Homo sapiens cDNA clone IMAGE:2990043 5'
3568	16323	28971	8.99	2.6E-01	M22342.1	NT	Bacteriophage T2 DNA-(adenine-N6)methyltransferase (dam) gene, complete cds
3634	16387	28028	2.02	2.6E-01	AF228118.1	NT	Homo sapiens acetylcholinesterase collagen-like tail subunit (COLQ) gene, exons 1A, 2, 3, 4, and 6
4079	16823	28449	0.96	2.6E-01	AW959510.1	EST_HUMAN	EST371580 IMAGE resequences, MAGF Homo sapiens cDNA
4134	16876	29506	16.7	2.6E-01	BE080598.1	EST_HUMAN	QV1-BT0630-040400-132-e03 BT0630 Homo sapiens cDNA
4324	17063	29691	1.2	2.6E-01	AF175293.1	NT	Enterococcus faecium strain N87-330 vanD glycopeptide resistance gene cluster, complete cds; and unknown gene
4459	17195	29821	0.8	2.6E-01	AB021180.1	NT	Gallus gallus mRNA for skeletal myosin heavy chain, complete cds
4468	17195	29822	0.8	2.6E-01	AB021180.1	NT	Gallus gallus mRNA for skeletal myosin heavy chain, complete cds
4511	17246	29881	1.48	2.6E-01	AA457617.1	EST_HUMAN	aa89d07.r1 Stratagene fetal retina 937202 Homo sapiens cDNA clone IMAGE:838477 5'
4601	17336	29865	1.77	2.6E-01	U01103.1	NT	Arabidopsis thaliana PSI type III chlorophyll a/b-binding protein (lhc3 <sup>3</sup> ) mRNA, complete cds
4667	17401	30035	1.18	2.6E-01	AF142703.1	NT	Ophrestia radiciosa maturase-like protein (matk) gene, complete cds; chloroplast gene for chloroplast product
4910	17638	30252	0.95	2.6E-01	AF153390.1	NT	Mus musculus metalloprotease disintegrin (Adam28) mRNA, complete cds
4914	17642	30257	3.6	2.6E-01	H04958.1	EST_HUMAN	Y51e05.r1 Soares placenta Nb2HP Homo sapiens cDNA clone IMAGE:152288 5'
5257	18063		1.06	2.6E-01	AB035972.1	NT	Paramecium caudatum gene for PAP, complete cds
5484	18283		0.68	2.6E-01	AI862398.1	EST_HUMAN	td16a03.x1 NCI_CGAP_Cot16 Homo sapiens cDNA clone IMAGE:2075788 3' similar to contains element MER35 repetitive element;
5688	18481	31400	0.73	2.6E-01	AF207550.1	NT	Homo sapiens protein translocase, JM26 protein, UDP-galactose translocator, pim-2 protooncogene homolog pim-2h, and shal-type potassium channel genes, complete cds; JM12 protein and transcription factor IGHM enhancer 3 genes, partial cds; and unknown gp
5980	25417		2.35	2.6E-01	AE001811.1	NT	Thermotoga maritima section 123 of 136 of the complete genome
6108	18885	31854	2.26	2.6E-01	AI682557.1	EST_HUMAN	Is02a12.x1 NCI_CGAP_Pan1 Homo sapiens cDNA clone IMAGE:2227438 3' similar to SW:NDF1_RAT Q84289 NEUROGENIC DIFFERENTIATION FACTOR 1 ;contains element LTR1 repetitive element;
6108	18885	31855	2.26	2.6E-01	AI682557.1	EST_HUMAN	Is02a12.x1 NCI_CGAP_Pan1 Homo sapiens cDNA clone IMAGE:2227438 3' similar to SW:NDF1_RAT Q84289 NEUROGENIC DIFFERENTIATION FACTOR 1 ;contains element LTR1 repetitive element;
6328	19098	32088	0.91	2.6E-01	AL162757.2	NT	Neisseria meningitidis serogroup A strain Z2491 complete genome; segment 617
6570	19334	32344	0.73	2.6E-01	BE792052.1	EST_HUMAN	601581754F1 NIH_MGC_7 Homo sapiens cDNA clone IMAGE:3938156 5'
6570	19334	32345	0.73	2.6E-01	BE792052.1	EST_HUMAN	601581754F1 NIH_MGC_7 Homo sapiens cDNA clone IMAGE:3938156 5'
6938	19673	32719	0.9	2.6E-01	AI914380.1	EST_HUMAN	w048c04.x1 Soares NFL_T_GBC_ST Homo sapiens cDNA clone IMAGE:2331368 3' similar to gb:M37721 PEPTIDYL-GLYCINE ALPHA-AMIDATING MONOOXYGENASE PRECURSOR (HUMAN);

Table 4

Single Exon Probes Expressed in Brain

Probe SEQ ID NO:	Exon SEQ ID NO:	ORF SEQ ID NO:	Expression Signal	Most Similar (Top) Hit BLAST E Value	Top Hit Accession No.	Top Hit Database Source	Top Hit Descriptor
7289	19972	33050	0.62	2.6E-01	BE148961.1	EST_HUMAN	CMD-H10245-031199-085-104 HT0245 Homo sapiens cDNA
7329	25110		0.79	2.6E-01	AL139077.2	NT	Campylobacter jejuni NCTC11168 complete genome; segment 4/6
7383	20044		0.69	2.6E-01	AA198149.1	EST_HUMAN	zp92e01.f1 Stratagene HeLa cell s3 937216 Homo sapiens cDNA clone IMAGE:627672.5'
7639	20304	33413	1.9	2.6E-01	R10365.1	EST_HUMAN	yf37a03.e1 Soares fetal liver spleen 1NFLS Homo sapiens cDNA clone IMAGE:129004.3' similar to gb:X12517.U1 SMALL NUCLEAR RIBONUCLEOPROTEIN C (HUMAN);
7687	20351	33465	0.66	2.6E-01	Q09855	SWISSPROT	YH0THETICAL TRP-ASP REPEATS CONTAINING PROTEIN C29E8.01 IN CHROMOSOME I
7748	20444	33666	1.3	2.6E-01	R02411.1	EST_HUMAN	ye82a07.f1 Soares fetal liver spleen 1NFLS Homo sapiens cDNA clone IMAGE:124212.5'
7804	20499	33620	1.15	2.6E-01	BE144331.1	EST_HUMAN	MRO-HT0166-181199-003-d12 HT0166 Homo sapiens cDNA
8040	20735	33867	0.84	2.6E-01	X82641.1	NT	D.melanogaster mRNA for alpha 1,2 mannosidase (Berlin)
8040	20735	33868	0.84	2.6E-01	X82641.1	NT	D.melanogaster mRNA for alpha 1,2 mannosidase (Berlin)
8232	20828	34064	3.05	2.6E-01	BF343588.1	EST_HUMAN	602014422F1.NCI.CGAP_Bim64 Homo sapiens cDNA clone IMAGE:4150396.5'
8309	21003	34140	2.13	2.6E-01	Q10189	SWISSPROT	HYPOTHETICAL 75.2 KD PROTEIN C11C11.02 IN CHROMOSOME II
8594	21286	34424	4.32	2.6E-01	BE830339.1	EST_HUMAN	RC5-ET0082-310500-021-F10 ET0082 Homo sapiens cDNA
8594	21286	34425	4.32	2.6E-01	BE830339.1	EST_HUMAN	RC5-ET0082-310500-021-F10 ET0082 Homo sapiens cDNA
9367	21942	35116	0.96	2.6E-01	X17604.1	NT	S. occidentalis INV gene for invertase (EC 3.2.1.26)
9639	22291		0.62	2.6E-01	AF057121.1	NT	Lontra canadensis cytochrome b (cytb) gene, mitochondrial gene encoding mitochondrial protein, complete cds
9768	22419	35626	1.18	2.6E-01	P87366	SWISSPROT	GREEN-SENSITIVE OPSIN (GREEN CONE PHOTORECEPTOR PIGMENT) (KFH-G)
9768	22419	35627	1.18	2.6E-01	P87366	SWISSPROT	GREEN-SENSITIVE OPSIN (GREEN CONE PHOTORECEPTOR PIGMENT) (KFH-G)
9930	22578		0.48	2.6E-01	U67581.1	NT	Methanococcus jannaschii section 123 of 160 of the complete genome
10090	22738		0.74	2.6E-01	Q28295	SWISSPROT	VON WILLEBRAND FACTOR PRECURSOR (VWF)
10408	23052		0.9	2.6E-01	Y10198.1	NT	Homo sapiens PHEX gene
10487	23113		0.45	2.6E-01	AB015355.1	NT	Homo sapiens NRAMP2 gene for natural resistance-associated macrophage protein 2, complete cds
11400	24008	37310	1.78	2.6E-01	P48280	SWISSPROT	CELL DIVISION PROTEIN FTSW HOMOLOG
11611	24111		68.41	2.6E-01	X51755.1	NT	Human lambda-immunoglobulin constant region complex (germline)
11996	24534		1.71	2.6E-01	10190855	NT	Mus musculus jerky (Jrk), mRNA
12177	25309		3.1	2.6E-01	BE863491.1	EST_HUMAN	601611052F1.NIH.MGC_71 Homo sapiens cDNA clone IMAGE:3912612.5'
12242	24683	31077	2.81	2.6E-01	AF316896.1	NT	Homo sapiens Na/K-ATPase gamma subunit (FXVD2) gene, complete cds, alternatively spliced
12565	24895		1.56	2.6E-01	D88425.1	NT	Cavia cobaya mRNA for serine/threonine kinase, complete cds
12725	24996		2.19	2.6E-01	P47285	SWISSPROT	HYPOTHETICAL PROTEIN MG039
234	13045	25684	2.55	2.9E-01	4502296	NT	Homo sapiens ATP synthase, H+ transporting, mitochondrial F1 complex, delta subunit (ATP6D), nuclear gene encoding mitochondrial protein, mRNA

Page 81 of 536  
Table 4

Single Exon Probes Expressed in Brain

Probe SEQ ID NO:	Exon SEQ ID NO:	ORF SEQ ID NO:	Expression Signal	Most Similar (Top) Hit BLAST E Value	Top Hit Accession No.	Top Hit Database Source	Top Hit Descriptor
235	13045	25684	2.39	2.5E-01	4502298	NT	Homo sapiens ATP synthase, H+ transporting, mitochondrial F1 complex, delta subunit (ATP6D), nuclear gene encoding mitochondrial protein, mRNA
248	13057		3.32	2.6E-01	M26501.1	NT	Starfish ( <i>P. ochraceus</i> ) cytoplasmic actin gene, complete cds
813	13584	26250	1.35	2.5E-01	U09964.1	NT	Mus musculus (CR)swiss glycerate dehydrogenase (Gapd-S) gene, complete cds
1038	13798		1.2	2.5E-01	AE002156.1	NT	Ureaplasma urealyticum section 57 of 68 of the complete genome
1089	13857	26517	6.42	2.5E-01	T89837.1	EST_HUMAN	ye11g07.1 Stratagene lung (#837210) Homo sapiens cDNA clone IMAGE:117468 5'
1509	14255	26941	0.9	2.5E-01	AL115624.1	NT	Botrytis cinerea strain T4 cDNA library under conditions of nitrogen deprivation
1721	14464		4.79	2.5E-01	4885406	NT	Homo sapiens hyperpolarization activated cyclic nucleotide-gated potassium channel 4 (HCNK4) mRNA
1876	15581	27323	1.58	2.5E-01	BE696604.1	EST_HUMAN	PMA-CT0400-310700-005-008 CT0400 Homo sapiens cDNA
1876	15581	27324	1.58	2.5E-01	BE696604.1	EST_HUMAN	PMA-CT0400-310700-005-008 CT0400 Homo sapiens cDNA
2407	15218		16	2.5E-01	AE000975.1	NT	Aquifex aeolicus section 7 of 109 of the complete genome
2500	15217		1.09	2.5E-01	AA251087.1	EST_HUMAN	zs11a12.1 NCI_CGAP_GCB1 Homo sapiens cDNA clone IMAGE:684862 5'
3370	16129		0.84	2.5E-01	BF698193.1	EST_HUMAN	602125525F1 NIH_MGC_56 Homo sapiens cDNA clone IMAGE:4282279 5'
3407	16165		3.04	2.5E-01	AW979471.1	EST_HUMAN	EST385464 MAGE resequences, MAGM Homo sapiens cDNA
3524	16280	28935	1.25	2.5E-01	AF233875.1	NT	Danio rerio peptide YY precursor gene, complete cds
3537	16293	28942	7.54	2.5E-01	AL161517.2	NT	Arabidopsis thaliana DNA chromosome 4, contig fragment No. 28
3828	16579	29211	1.53	2.5E-01	A1741483.1	EST_HUMAN	wg11c07.x1 Soares_NSF_F8_9W_OT_PA_P_S1 Homo sapiens cDNA clone IMAGE:2364780 3'
3828	16579	29212	1.53	2.5E-01	A1741483.1	EST_HUMAN	wg11c07.x1 Soares_NSF_F8_9W_OT_PA_P_S1 Homo sapiens cDNA clone IMAGE:2364780 3'
4283	17022		0.97	2.5E-01	Q03314	SWISSPROT	RHIB PROTEIN
4700	17434		1.25	2.5E-01	Q27225	SWISSPROT	MOLT-INHIBITING HORMONE PRECURSOR (MIH)
4706	17438	30070	3.99	2.5E-01	AF007768.1	NT	Choristoneura fumiferana diapause associated protein 2 (DAP2) mRNA, complete cds
4732	17464	30101	2.01	2.5E-01	AE004416.1	NT	Vibrio cholerae chromosome II, section 73 of 93 of the complete chromosome
4751	17483		3.7	2.5E-01	AJ230113.1	NT	Mus musculus annexin V gene, intron 4 segment containing 5' LTR and gag portion of MuERV-L (murine endogenous retrovirus) element
4781	17513	30135	1.09	2.5E-01	BE896765.1	EST_HUMAN	601437488F1 NIH_MGC_72 Homo sapiens cDNA clone IMAGE:3922600 5'
4987	17710	30315	0.71	2.5E-01	AW873688.1	EST_HUMAN	nc62f11.x1 Soares_NFL_T_GBC_S1 Homo sapiens cDNA clone IMAGE:3041997 3' similar to WP:Y71F9A_294.D CE22858 ;
5243	18049	30678	13.48	2.5E-01	S83390.1	NT	T3 receptor-associated cofactor-1 [Human, fetal liver, mRNA, 2930 nt]
6870	18657	31598	0.73	2.5E-01	AJ006345.1	NT	Homo sapiens KVLQ11 gene
6871	18658		0.88	2.5E-01	AL163207.2	NT	Homo sapiens chromosome 21 segment HS21C007
6529	19285	32289	0.95	2.5E-01	AJ251973.1	NT	Homo sapiens partial steerin-1 gene
6946	19427	32442	0.79	2.5E-01	8394138	NT	Rattus norvegicus rab3 (RABIN3), mRNA

Page 82 of 536  
Table 4

Single Exon Probes Expressed in Brain

Probe SEQ ID NO:	Exon SEQ ID NO:	ORF SEQ ID NO:	Expression Signal	Most Similar (Top) Hit BLAST E Value	Top Hit Accession No.	Top Hit Database Source	Top Hit Descriptor
7252	19936	33011	0.88	2.5E-01	U13992.1	NT	Feline calicivirus CFI/68 RNA helicase/cysteine protease/RNA-dependent RNA polymerase polyprotein precursor and capsid protein precursor, genes, complete cds; and unknown gene
7278	19962		1.29	2.5E-01	AF134119.1	NT	Mus musculus SKD1 (Skd1) gene, complete cds
7494	20167	33269	0.83	2.5E-01	AL161506.2	NT	Arabidopsis thaliana DNA chromosome 4, contig fragment No. 18
7536	20206	33303	3.6	2.5E-01	AL163282.2	NT	Homo sapiens chromosome 21 segment HS21C082
7744	20440	33564	2.47	2.5E-01	BF109040.1	EST_HUMAN	7157a03.x1 Soares NSF_F8_gw_OT_PA_P_S1 Homo sapiens cDNA clone IMAGE:3525389 3'
7764	20460	33574	0.8	2.5E-01	BE960712.1	EST_HUMAN	601653391R2 NIH_MGC_58 Homo sapiens cDNA clone IMAGE:3826198 3'
8125	20819	33955	1.87	2.5E-01	BF038595.1	EST_HUMAN	601459238F1 NIH_MGC_66 Homo sapiens cDNA clone IMAGE:3862809 5'
8266	20960	34128	0.7	2.5E-01	P04492	SWISSPROT	E1B PROTEIN, SMALL T-ANTIGEN (E1B-19K)
8534	21228	34368	3.67	2.5E-01	H53236.1	EST_HUMAN	yq84f07.r1 Soares fetal liver spleen 1NF1.S Homo sapiens cDNA clone IMAGE:202501 5'
8774	21466	34613	0.79	2.5E-01	M88626.1	NT	Mouse testis-specific protein (TPX-1) gene, exon 10
9416	22094	35265	15.72	2.5E-01	U89651.2	NT	Homo sapiens matrix metalloproteinase MMP Rasi-1 gene, promoter region
9416	22094	35266	15.72	2.5E-01	U89651.2	NT	Homo sapiens matrix metalloproteinase MMP Rasi-1 gene, promoter region
9472	22094	35253	2.06	2.5E-01	AF085164.1	NT	Hordeum vulgare receptor-like kinase LRK10 gene, partial cds
9472	22081	35254	2.06	2.5E-01	AF085164.1	NT	Hordeum vulgare receptor-like kinase LRK10 gene, partial cds
9898	22646	35858	1.39	2.5E-01	AW581997.1	EST_HUMAN	RC3-ST0186-130100-015-a07 ST0186 Homo sapiens cDNA
10441	23087	36315	2.13	2.6E-01	AW152246.1	EST_HUMAN	xg40c10.x1 NCL_CGAP_U11 Homo sapiens cDNA clone IMAGE:2630034 3' similar to contains Alu repetitive element; contains element:MSR1 repetitive element;
10444	23090	36319	1.21	2.5E-01	X58491.1	NT	Mouse L1Md LINE DNA
11013	23685	36945	3.43	2.5E-01	D50914.1	NT	Human mRNA for KIAA0124 gene, partial cds
11647	24244		1.61	2.5E-01	AF027153.1	NT	Homo sapiens sodium/myo-inositol cotransporter (SLC5A3) gene, complete cds
11803	24393	37727	1.29	2.6E-01	U45315.1	NT	Litomosoides sigmondontis microfilarial sheath protein SHP1a precursor (stp1a) gene, complete cds
11832	24490	37808	5.12	2.5E-01	AF200528.1	NT	Zea mays cellulose synthase-4 (CesA-4) mRNA, complete cds
11960	25388		1.37	2.5E-01	AL161541.2	NT	Arabidopsis thaliana DNA chromosome 4, contig fragment No. 41
12365	24768		6.13	2.5E-01	AP000003.1	NT	Pyrococcus horikoshii OT3 genomic DNA, 544001-777000 nt. position (3/7)
12412	25233	30821	1.37	2.5E-01	AF170072.1	NT	Spodoptera frugiperda CALINUC mRNA, complete cds
540	13323	28955	1.69	2.4E-01	AA936316.1	EST_HUMAN	cn70d04.s1 Soares_NFL_T_GBC_S1 Homo sapiens cDNA clone IMAGE:1562023 3'
828	13698	26269	3.34	2.4E-01	BF576124.1	EST_HUMAN	602132442F1 NIH_MGC_81 Homo sapiens cDNA clone IMAGE:4271578 5'
1281	14031	26700	33.63	2.4E-01	AJ289880.1	NT	Homo sapiens KIAA0851 gene (partial), X13 gene and LZTFL1 gene
1281	14031	26701	33.63	2.4E-01	AJ289880.1	NT	Homo sapiens KIAA0851 gene (partial), X13 gene and LZTFL1 gene
1363	14111	26785	1.03	2.4E-01	Y17293.1	NT	Homo sapiens FLJ-1 gene, partial
1643	14591		32.86	2.4E-01	AF267753.1	NT	Mesembryanthemum crystallinum putative potassium channel protein Mikt1p mRNA, complete cds
1893	14630	27340	1.33	2.4E-01	AF251708.1	NT	Zaocys dhimmades fructose-1,6-bisphosphatase mRNA, complete cds



Page 83 of 536  
Table 4

Single Exon Probes Expressed in Brain

Probe SEQ ID NO:	Exon SEQ ID NO:	ORF SEQ ID NO:	Expression Signal	Most Similar (Top) Hit BLAST E Value	Top Hit Accession No.	Top Hit Database Source	Top Hit Descriptor
2134	14864	27594	1.1	2.4E-01	AF111168.2	NT	Homo sapiens serine palmitoyl transferase, subunit II gene, complete cds; and unknown genes
2165	14894		1.44	2.4E-01	P45384	SWISSPROT	IMMUNOGLOBULIN A1 PROTEASE PRECURSOR (IGA1 PROTEASE)
2258	14985	27725	2.28	2.4E-01	AE000680.1	NT	Aquifex aedificus section 12 of 109 of the complete genome
2382	15104	27843	1.38	2.4E-01	BF002171.1	EST_HUMAN	7h2d04.x1 NCI_CGAP_Cot16 Homo sapiens cDNA clone IMAGE:3316807 3' similar to SW:PRSB_XENLA
2539	15254	27994	2.46	2.4E-01	Z36534.1	NT	O42586 26S PROTEASE REGULATORY SUBUNIT 6A ;
2765	16470	28213	2.16	2.4E-01	X71783.1	NT	D. discoideum (AX3-K) pomA gene
2789	16494	28234	2.84	2.4E-01	AF030154.1	NT	S. pombe swi6 gene
3129	15894		2.94	2.4E-01	U72726.1	NT	Bovine adenovirus 3 complete genome
3145	15909	28554	1.48	2.4E-01	X74209.1	NT	Oryza longistaminata receptor kinase-like protein, family member D, and retrofit (gag/pd) genes, complete cds
3743	16496	28131	0.73	2.4E-01	AE000312.1	NT	H. sapiens AGT gene, PstI fragment of intron 4
4010	16756		0.74	2.4E-01	D28860.1	NT	Escherichia coli K-12 MG1655 section 202 of 400 of the complete genome
4989	17712	30317	1.09	2.4E-01	AL161589.2	NT	Rattus norvegicus mRNA for alphaB crystallin-related protein, complete cds
5375	18175	30865	0.98	2.4E-01	D00944.1	NT	Arabidopsis thaliana DNA chromosome 4, contig fragment No. 85
5376	18175	30868	0.98	2.4E-01	A1925707.1	EST_HUMAN	Hepatitis C virus genomic RNA for polyprotein, complete cds
5397	18197	30891	0.8	2.4E-01	D50871.1	NT	wc33405.x1 NCI_CGAP_Gas4 Homo sapiens cDNA clone IMAGE:2457129 3'
5569	18366	31275	8.16	2.4E-01	AF091216.1	NT	wc33405.x1 NCI_CGAP_Gas4 Homo sapiens cDNA clone IMAGE:2457129 3'
5597	18392	31276	0.77	2.4E-01	M83377.1	NT	Glycine max mRNA for mitotic cyclin b1-type, complete cds
5799	25076		0.99	2.4E-01	AJ133836.2	NT	Mus musculus Wrm protein (Wrm) gene, complete cds
5805	18595	31520	2.22	2.4E-01	BF62336.1	EST_HUMAN	Mus musculus Wrm protein (Wrm) gene, complete cds
5895	18680	31627	3	2.4E-01	AF035546.1	NT	Gallus gallus brain-derived neurotrophic factor (BDNF) gene, 5' end
5999	18760	31741	2.53	2.4E-01	7681801	NT	Branchiostoma floridae mRNA for calmodulin 2 (calM2 gene)
6050	18830	31783	0.67	2.4E-01	AV733787.1	EST_HUMAN	7154d04.x1 NCI_CGAP_Br16 Homo sapiens cDNA clone IMAGE:3338503 3' similar to SW:SFR4_HUMAN
6441	19208	32206	2.23	2.4E-01	A1699989.1	EST_HUMAN	Q08170 SPLICING FACTOR, ARGININE/SERINE-RICH 4 ; contains element TAR1 TAR1 repetitive element
7243	19928	33004	9.5	2.4E-01	L43001.1	NT	Drosophila melanogaster p38a MAP kinase gene, complete cds
7404	20081	33163	0.55	2.4E-01	N48732.1	EST_HUMAN	Homo sapiens HSPC142 protein (HSPC142), mRNA
7625	20291	33400	0.91	2.4E-01	AF229844.1	NT	Homo sapiens cDNA clone cdaADE11 5'
8247	20941	34078	1.61	2.4E-01	AJ012585.1	NT	wc62c11.x1 NCI_CGAP_Pan1 Homo sapiens cDNA clone IMAGE:2323220 3' similar to gb.J03464
							PROCOLLAGEN ALPHA 2(I) CHAIN PRECURSOR (HUMAN);
							Bos taurus guanylyl cyclase-activating protein 2 (guca2) mRNA, complete cds
							yy56c11.1 Soares multiple sclerosis 2/NbHMSP Homo sapiens cDNA clone IMAGE:277460 5'
							Mus musculus DXImx48e protein (DXImx48e) mRNA, complete cds
							Tetrahymena thermophila macronuclear gene encoding ribosomal protein L3, exons 1-2

Single Exon Probes Expressed In Brain

Probe SEQ ID NO:	Exon SEQ ID NO:	ORF SEQ ID NO:	Expression Signal	Most Similar (Top) Hit BLAST E Value	Top Hit Accession No.	Top Hit Database Source	Top Hit Descriptor
8497	21189	34332	1.02	2.4E-01	BF242794.1	EST_HUMAN	60187679F1 NIH_MGC_55 Homo sapiens cDNA clone IMAGE:4106288 5'
8552	21244		0.47	2.4E-01	BF678275.1	EST_HUMAN	602086188F1 NIH_MGC_83 Homo sapiens cDNA clone IMAGE:4250372 5'
9030	21720	34874	0.49	2.4E-01	AL139077.2	NT	Campylobacter jejuni NCTC11168 complete genome; segment 4/6
9030	21720	34875	0.49	2.4E-01	AL139077.2	NT	Campylobacter jejuni NCTC11168 complete genome; segment 4/6
9463	22013	35181	7.01	2.4E-01	AI693515.1	EST_HUMAN	w443e02.x1 Soares_NFL_T_GBC_S1 Homo sapiens cDNA clone IMAGE:2330906 3' similar to contains MER22.b1 TAR1 repetitive element;
9603	22266	35441	0.88	2.4E-01	AF220067.1	NT	Drosophila melanogaster SKPB gene, complete cds
9603	22266	35442	0.88	2.4E-01	AF220067.1	NT	Drosophila melanogaster SKPB gene, complete cds
10337	22984	36202	1.68	2.4E-01	Q03692	SWISSPROT	COLLAGEN ALPHA 1(X) CHAIN PRECURSOR
10667	23368	36598	4.6	2.4E-01	AL161494.2	NT	Arabidopsis thaliana DNA chromosome 4, contig fragment No. 6
10739	23428	36671	1.39	2.4E-01	AF030199.1	NT	Mus musculus type 1 sigma receptor, complete cds
11158	23625		2.09	2.4E-01	Z21647.1	NT	P. asiatica mosaic virus genomic RNA
11840	24424	37765	1.32	2.4E-01	BE617698.1	EST_HUMAN	601441421T1 NIH_MGC_66 Homo sapiens cDNA clone IMAGE:3845836 3'
11891	24461	37801	1.75	2.4E-01	AF217491.1	NT	Homo sapiens fragile 16D oxidoreductase (FOR) gene, exon 6
12018	25180		2.34	2.4E-01	AF004213.1	NT	Arabidopsis thaliana ethylene-insensitive3-like1 (EIL1) mRNA, complete cds
12080	24588		2.74	2.4E-01	AJ278191.1	NT	Mus musculus mRNA for putative me7 protein (me7 gene)
12287	25162		1.97	2.4E-01	V01507.1	NT	Gallus gallus gene coding for a-actin
12400	25201		2.06	2.4E-01	BF184542.1	EST_HUMAN	601842848F1 NIH_MGC_54 Homo sapiens cDNA clone IMAGE:4063739 5'
12720	24992		3.66	2.4E-01	AL163281.2	NT	Homo sapiens chromosome 21 segment HS21C081 aromatase [Poephila guttata=zebra finches, ovary, mRNA, 3188 nt]
380	13187	25810	1.06	2.3E-01	S75898.1	NT	Mycoplasma genitalium section 35 of 51 of the complete genome
622	13401		5	2.3E-01	U39713.1	NT	Methanococcus jannaschii section 138 of 150 of the complete genome
662	13430	26069	33.31	2.3E-01	U67696.1	NT	601142073F1 NIH_MGC_14 Homo sapiens cDNA clone IMAGE:3505818 5'
913	13680	26341	4.19	2.3E-01	BE311893.1	EST_HUMAN	Yersinia pestis HmsH (hmsH), HmsF (hmsF), HmsR (hmsR), and HmsS (hmsS) genes, complete cds
1558	14305		1.12	2.3E-01	U22837.2	NT	Brassica napus sig gene for S-locus glycoprotein, cultivar T2
1599	14345	27035	1.23	2.3E-01	AJ245480.1	NT	Mus musculus cdh5 gene, exon 1, partial
1628	14374	27063	2.74	2.3E-01	Y10987.2	NT	Homo sapiens partial intron 3 of the wild type AF-4/FEL gene
2038	14772		1.51	2.3E-01	AJ235333.1	NT	601176592F1 NIH_MGC_17 Homo sapiens cDNA clone IMAGE:3531015 5'
2447	15166	27603	2.66	2.3E-01	BE297718.1	EST_HUMAN	Human erythropoietin gene, complete cds
2657	15397	28105	1.59	2.3E-01	M11319.1	NT	Manihaba agarovirus gyrB gene for DNA gyrase subunit B, partial cds, strain:IFO 14957
2827	14114	26789	3.38	2.3E-01	AB015033.1	NT	repetitive element/contains element THR repetitive element;
2963	15729	28379	1.36	2.3E-01	AA601379.1	EST_HUMAN	repetitive element/contains element THR repetitive element;
3082	15847		7.07	2.3E-01	R21732.1	EST_HUMAN	yf21b07.s1 Soares placenta Nb2HP Homo sapiens cDNA clone IMAGE:130357 3'

Page 85 of 536  
Table 4

Single Exon Probes Expressed in Brain

Probe SEQ ID NO:	Exon SEQ ID NO:	ORF SEQ ID NO:	Expression Signal	Most Similar (Top) Hit BLAST E Value	Top Hit Accession No.	Top Hit Database Source	Top Hit Descriptor
3363	16122	28780	1.14	2.3E-01	H69836.1	EST_HUMAN	y97h10.r1 Soares fetal liver spleen 1NFLS Homo sapiens cDNA clone IMAGE:213283 5'
3821	16573	29205	1.01	2.3E-01	S82821.1	NT	GSTA5=glutathione S-transferase Yc2 subunit (5' region, intron 1) [rats, Morris hepatoma cell line, Genomic, 2212 nt, segment 1 of 3]
3914	16664		6.22	2.3E-01	7662133	NT	Homo sapiens KIAA0450 gene product (KIAA0450), mRNA
4316	17055	29880	1.1	2.3E-01	R82262.1	EST_HUMAN	M17f01.r1 Soares placenta Nb2HP Homo sapiens cDNA clone IMAGE:149017 5'
4368	17106		1.98	2.3E-01	L76789.1	NT	Mus musculus renin (Ren-1c) gene, promoter region
4417	17163	29784	1.03	2.3E-01	D90899.1	NT	Synochocystis sp. PCC8903 complete genome, 1/27, 1-133869
4454	17190	29818	2.51	2.3E-01	AF092535.1	NT	Homo sapiens mitogen-activated protein kinase p38delta (PRKMI13) mRNA, complete cds
4517	17252	29887	6.19	2.3E-01	5031994	NT	Homo sapiens nuclear transport factor 2 (placental protein 15) (PP15) mRNA
4988	17711	30316	0.84	2.3E-01	AB032400.1	NT	Mus musculus bclip 1 mRNA, complete cds
5221	18028	30654	2.53	2.3E-01	AB040945.1	NT	Homo sapiens mRNA for KIAA1512 protein, partial cds
5343	18146	30825	2.06	2.3E-01	BF059391.1	EST_HUMAN	7k30b09.x1 NCI_CGAP_OV18 Homo sapiens cDNA clone IMAGE:3476699 3' similar to SW:GAG_SMSAV P03330 GAG POLYPEPTIN [CONTAINS: CORE PROTEIN P16; INNER COAT PROTEIN P12; CORE SHELL PROTEIN P30; NUCLEOPROTEIN P10]. ;
5443	18242	31130	4.58	2.3E-01	X96687.1	NT	C.familialis tom1 gene
5563	18360		0.94	2.3E-01	L39112.1	NT	Vitrearoma corneum small subunit ribosomal RNA gene
5665	18460	31374	0.76	2.3E-01	S60371.1	NT	23S rRNA [Leuconostoc carnosum, Genomic, 2866 nt]
5651	18638	31575	1.59	2.3E-01	A1708840.1	EST_HUMAN	as27e12.x1 Barstead aorta HPLRB6 Homo sapiens cDNA clone IMAGE:2318446 3' similar to gb:X13238 CYTOCHROME C OXIDASE POLYPEPTIDE VIC PRECURSOR (HUMAN);
5651	18638	31576	1.59	2.3E-01	A1708840.1	EST_HUMAN	as27e12.x1 Barstead aorta HPLRB6 Homo sapiens cDNA clone IMAGE:2318446 3' similar to gb:X13238 CYTOCHROME C OXIDASE POLYPEPTIDE VIC PRECURSOR (HUMAN);
6558	19323	32330	0.93	2.3E-01	AF198089.1	NT	Oryzotagus cuniculus cytochrome oxidase subunit VIa (coxVIa2) mRNA, complete cds; nuclear gene for mitochondrial product
6778	19522	32549	4.33	2.3E-01	A1718148.1	EST_HUMAN	as42f12.x1 Barstead aorta HPLRB6 Homo sapiens cDNA clone IMAGE:2319887 3' similar to contains Alu repetitive element
7011	19703	32759	1.08	2.3E-01	8923323	NT	Homo sapiens hypothetical protein FLJ20345 (FLJ20345), mRNA
7188	19874	32947	0.9	2.3E-01	AF000227.1	NT	Secale cereale omega secalin gene, complete cds
7315	19988	33077	3.14	2.3E-01	AF175389.1	NT	Glycine max resistance protein LM17 precursor RNA, partial cds
7318	20001	33079	0.64	2.3E-01	AV719681.1	EST_HUMAN	AV719681 GLC Homo sapiens cDNA clone GLCDB508 5'
7318	20001	33080	0.64	2.3E-01	AV719681.1	EST_HUMAN	AV719681 GLC Homo sapiens cDNA clone GLCDB508 5'
7508	20179		2.94	2.3E-01	6754779	NT	Mus musculus myosin XV (Myo15), mRNA
7513	20184	33278	1.38	2.3E-01	BE888071.1	EST_HUMAN	601511573FT NIH_MGC.Y1 Homo sapiens cDNA clone IMAGE:3912859 5'
7662	20316		2.73	2.3E-01	N90993.1	EST_HUMAN	zar12a08.r1 Soares fetal liver spleen 1NFLS Homo sapiens cDNA clone IMAGE:292368 5'
7750	20446	33569	0.71	2.3E-01	AL161588.2	NT	Arabidopsis thaliana DNA chromosome 4, contig fragment No. 58

Page 86 of 536  
Table 4

Single Exon Probes Expressed in Brain

Probe SEQ ID NO:	Exon SEQ ID NO:	ORF SEQ ID NO:	Expression Signal	Most Similar (Top) Hit BLAST E Value	Top Hit Accession No.	Top Hit Database Source	Top Hit Descriptor
7892	20587	33717	2.16	2.3E-01	M6893.1	NT	Oxyticha nova microtubular telomere-binding protein alpha subunit (tel-alpha alanine version) gene, complete cds
8391	21084	34217	0.47	2.3E-01	U57989.1	NT	Mus musculus prosaposin (peep/SGP-1) gene, complete cds
8871	21363	34610	0.56	2.9E-01	AW090541.1	EST_HUMAN	xx90e06.x1 NC1_CGAP_Brn35 Homo sapiens cDNA clone IMAGE:2591534 3'
8786	21478	34927	0.45	2.3E-01	AW964460.1	EST_HUMAN	EST376533 MAGE resequences, MACH Homo sapiens cDNA
9039	21729	34883	1.02	2.3E-01	AA372164.1	EST_HUMAN	EST84061 Rhabdomyosarcoma Homo sapiens cDNA 5' end similar to DnaJ homolog (GB:X63368)
9039	21729	34884	1.02	2.9E-01	AA372164.1	EST_HUMAN	EST84061 Rhabdomyosarcoma Homo sapiens cDNA 5' end similar to DnaJ homolog (GB:X63368)
9480	22133	35313	0.82	2.3E-01	6679318	NT	Mus musculus phosphatidylinositol 3-kinase catalytic subunit delta (Pik3cd), mRNA
9609	22262	35448	0.62	2.3E-01	U77974.1	NT	Tribolium castaneum transcription factor homolog (Tc-eve) gene, complete cds
9828	22281	35471	0.5	2.9E-01	BE27860.1	EST_HUMAN	601120110F1 NIH_MGC_20 Homo sapiens cDNA clone IMAGE:2666739 5'
9882	22334	35529	0.59	2.3E-01	AW964460.1	EST_HUMAN	EST376533 MAGE resequences, MACH Homo sapiens cDNA
9731	22382	35584	1.02	2.9E-01	X52124.1	NT	Haemophilus influenzae genes for HincII restriction-modification system (HincII methyltransferase (EC 2.1.1.72) and HincII endonuclease (EC 3.1.21.4))
8767	22418	35625	0.56	2.3E-01	AW364633.1	EST_HUMAN	PM2-DT0036-281299-001-704 DT0036 Homo sapiens cDNA
9834	22485	35686	2.45	2.3E-01	BE173080.1	EST_HUMAN	MRO-H1T0559-240400-014-g11 HT0559 Homo sapiens cDNA
9892	22542	35734	2.76	2.9E-01	AJ293261.1	NT	Rhizobium leguminosarum partial genomic DNA for exopolysaccharide biosynthesis genes
10340	22987	36205	0.84	2.3E-01	AF201929.1	NT	Murine hepatitis virus strain 2, complete genome
10351	22998	36205	5.11	2.3E-01	BF133577.1	EST_HUMAN	601646155R2 NIH_MGC_59 Homo sapiens cDNA clone IMAGE:4102092 3'
10937	23617	36867	1.49	2.9E-01	AF004833.1	NT	Mus musculus tissue factor pathway inhibitor (TFPI) mRNA, complete cds
10937	23617	36868	1.49	2.9E-01	AF004833.1	NT	Mus musculus tissue factor pathway inhibitor (TFPI) mRNA, complete cds
11144	23811	37092	1.77	2.3E-01	AJ250189.1	NT	Mus musculus partial mRNA for muscle protein 534 (mg534 gene)
11144	23811	37093	1.77	2.9E-01	AJ250189.1	NT	Mus musculus partial mRNA for muscle protein 534 (mg534 gene)
11324	24016	37318	3.03	2.3E-01	AE002167.2	NT	Chlamydia pneumoniae AR39, section 4 of 94 of the complete genome
11815	24403		1.75	2.3E-01	AV709736.1	EST_HUMAN	AV709736 ADC Homo sapiens cDNA clone ADCAGH01 5'
11855	24439		1.33	2.3E-01	6006010	NT	Homo sapiens Integrin, alpha 3 (antigen CD49C, alpha 3 subunit of VLA-3 receptor) (ITGA3), transcript variant b, mRNA
12004	24539		4.47	2.3E-01	U45426.1	NT	Borrelia burgdorferi 2.9-6 locus, ORF-A-D genes, complete cds and REP+ gene, partial cds
12088	24583		4.88	2.9E-01	TZ7231.1	EST_HUMAN	HCOEST44 HT20M6 Homo sapiens cDNA clone HCOE44 5'
12120	24612		1.52	2.3E-01	AW863940.1	EST_HUMAN	PIM4-SN0012-030400-001-506 SN0012 Homo sapiens cDNA
12173	26316	30711	2.88	2.3E-01	AW303623.1	EST_HUMAN	xc21d07.x1 Soares_NFL_T_GBC_S1 Homo sapiens cDNA clone IMAGE:2813773 3' similar to TR:Q8Z175
12206	25396	30613	8.63	2.3E-01	BE882494.1	EST_HUMAN	Q9Z175 LYSYL OXIDASE-RELATED PROTEIN 2 ; contains PTR5.b2 TAR1 repetitive element ;
12255	24701		2.51	2.9E-01	BF663319.1	EST_HUMAN	601507202F1 NIH_MGC_71 Homo sapiens cDNA clone IMAGE:3908689 5'
						EST_HUMAN	602144459F1 NIH_MGC_48 Homo sapiens cDNA clone IMAGE:4297719 6'

Table 4

Single Exon Probes Expressed In Brain

Probe SEQ ID NO:	Exon SEQ ID NO:	ORF SEQ ID NO:	Expression Signal	Most Similar (Top) Hit BLAST E Value	Top Hit Accession No.	Top Hit Database Source	Top Hit Descriptor
12303	24728		2.35	2.3E-01	AJ006519.1	NT	Rattus norvegicus mRNA for acid gated ion channel
12398	24784		1.76	2.3E-01	U49845.1	NT	Pleurodeles waltl distal-less like protein Pwdlx-3 (PwDlx-3) mRNA, complete cds
12403	24728		1.55	2.3E-01	AJ006519.1	NT	Rattus norvegicus mRNA for acid gated ion channel
12847	24952		2	2.3E-01	BF475611.1	EST_HUMAN	ncs39h12.x1 Lupski_sciatic_nerve Homo sapiens cDNA clone IMAGE:3395950 3' similar to contains element MER38 repetitive element:
88	12914	25562	1.63	2.2E-01	AJ052190.1	EST_HUMAN	oz14r10.x1 Soares_fetal_liver_spleen_1NFLS_S1 Homo sapiens cDNA clone IMAGE:1676290 3' similar to
1557	14304	26983	1.64	2.2E-01	AF187850.1	NT	TR:Q13040 Q13040 ATP-BINDING CASSETTE PROTEIN;
2082	14814	27547	2.52	2.2E-01	M34840.1	NT	Homo sapiens PPAR delta gene, promoter region
2402	15123	27860	6.3	2.2E-01	BF67538.1	EST_HUMAN	Fresh-water sponge Emf1 alpha collagen (COLF1) gene
2594	15308	28044	2.02	2.2E-01	BE618258.1	EST_HUMAN	602085608F1 NIH_MGC_83 Homo sapiens cDNA clone IMAGE:4249969 5'
2594	15308	28045	2.02	2.2E-01	BE618258.1	EST_HUMAN	601462629F1 NIH_MGC_87 Homo sapiens cDNA clone IMAGE:3866190 5'
2884	15681	28284	4.36	2.2E-01	BE156625.1	EST_HUMAN	601462629F1 NIH_MGC_87 Homo sapiens cDNA clone IMAGE:3866190 5'
2884	15681	28295	4.36	2.2E-01	BE156625.1	EST_HUMAN	PM2-HT0353-281299-003-at12 HT0353 Homo sapiens cDNA
2884	15681	28295	4.36	2.2E-01	BE156625.1	EST_HUMAN	PM2-HT0353-281299-003-at12 HT0353 Homo sapiens cDNA
2921	15687		1.57	2.2E-01	AF020503.1	NT	Homo sapiens FRA3B common fragile region, diadenosine triphosphate hydrolase (FHIT) gene, exon 5
3387	16146		1.97	2.2E-01	AL161562.2	NT	Arabidopsis thaliana DNA chromosome 4, contig fragment No. 62
3784	16546		1.12	2.2E-01	AF155728.1	NT	Xiphophorus maculatus truncated Rex1 retrotransposon reverse transcriptase (RT) pseudogene
4105	16848		0.72	2.2E-01	U68174.1	NT	Mus musculus breast/ovarian cancer susceptibility protein (BRCA1) mRNA, complete cds
4194	16935	29562	6.45	2.2E-01	AF155142.1	NT	Mus musculus mixed lineage kinase 3 (Mlk3) and two pore domain K+ channel subunit (Kcnk6) genes, complete cds
4232	16973	29597	2.11	2.2E-01	AF117340.1	NT	Mus musculus MAP kinase kinase kinase 1 (MekK1) mRNA, complete cds
4232	16973	29598	2.11	2.2E-01	AF117340.1	NT	Mus musculus MAP kinase kinase kinase 1 (MekK1) mRNA, complete cds
4323	17052	29689	1.21	2.2E-01	U01307.1	NT	Human scRNA (BC200 beta) pseudogene
4323	17052	29690	1.21	2.2E-01	U01307.1	NT	Human scRNA (BC200 beta) pseudogene
4775	17507		1.36	2.2E-01	D50604.1	NT	Human beta-cytoplasmic actin (ACTBP9) pseudogene
4778	17511	30133	2.1	2.2E-01	AA211216.1	EST_HUMAN	zq87c05.r1 Stratagene hNT neuron (#937233) Homo sapiens cDNA clone IMAGE:648668 5'
4982	17709		1.1	2.2E-01	L19299.1	NT	Mus musculus vinculin gene, exon 3
5062	17781		0.93	2.2E-01	S57565.1	NT	histamine H2-receptor [rats, Genomic, 1928 nt]
5140	17858	30474	2.64	2.2E-01	5835974	NT	Vidua chalybeata mitochondrion, complete genome
5659	18454	31368	2.07	2.2E-01	5803002	NT	Homo sapiens diaphanous (Drosophila, homolog 2 (DIAPH2), transcript variant 156, mRNA
5669	18484		4.5	2.2E-01	D64000.1	NT	Synechocystis sp. PCC6803 complete genome, 19/27, 2392729-2638989
5910	18694	31946	0.56	2.2E-01	U67087.1	NT	Gallus gallus T-box containing protein (Ch-TbxT) mRNA, complete cds
5910	18694	31847	0.56	2.2E-01	U67087.1	NT	Gallus gallus T-box containing protein (Ch-TbxT) mRNA, complete cds

Table 4

Single Exon Probes Expressed in Brain

Probe SEQ ID NO:	Exon SEQ ID NO:	ORF SEQ ID NO:	Expression Signal	Most Similar (Top) Hit BLAST E Value	Top Hit Accession No.	Top Hit Database Source	Top Hit Descriptor
6606	19369	32381	0.73	2.2E-01	AB038490.1	NT	Homo sapiens gene for fukutin, complete cds
6926	19682	32708	10.21	2.2E-01	AV756238.1	EST_HUMAN	AV756238 BM Homo sapiens cDNA clone BMFAHC06 5'
7028	19721	32777	1.28	2.2E-01	AF082738.1	NT	Streptococcus pyogenes phosphatidyglycerophosphate synthase (pgsA) and ABC transporter ATP-binding protein (stpA) genes, complete cds; and unknown genes
7029	19721	32777	1.28	2.2E-01	AF082738.1	NT	Streptococcus pyogenes phosphatidyglycerophosphate synthase (pgsA) and ABC transporter ATP-binding protein (stpA) genes, complete cds; and unknown genes
7191	19877	32950	1.28	2.2E-01	AF082738.1	NT	Human glycoprotein B gene, exon 4
7191	19877	32951	1.86	2.2E-01	M24136.1	NT	Human glycoprotein B gene, exon 4
7386	20066	33144	1.86	2.2E-01	M24136.1	NT	Human glycoprotein B gene, exon 4
7628	20294	33402	0.66	2.2E-01	AB024553.1	NT	Mycoplasma pneumoniae M129 section 45 of 63 of the complete genome
7919	20614	33808	2.04	2.2E-01	AF155143.1	NT	Bacillus halodurans DNA, complete and partial cds, strain: C-125
7987	20682	33808	1.01	2.2E-01	Z49933.1	NT	Mus musculus mm23-M1 gene, promoter region
8449	21141	34279	0.54	2.2E-01	AJ132818.1	NT	E. coli sepa and sepb genes
8794	21486	34632	3.53	2.2E-01	AE001713.1	NT	Pan troglodytes MeCP2 gene 3'UTR
8920	21611	34632	4.35	2.2E-01	AW855039.1	EST_HUMAN	Thermotoga maritima section 25 of 136 of the complete genome
9013	21703	34853	1.45	2.2E-01	8393247	NT	PM8-CT0263-241299-009-b07 CT0263 Homo sapiens cDNA
9098	21786	34952	1.04	2.2E-01	BF376354.1	EST_HUMAN	Mus musculus deformed epidermal autoregulatory factor 1 (Drosophila) (Deaf1), mRNA
9189	21859	35024	1.36	2.2E-01	W029988.1	EST_HUMAN	MR1-TN0045-110900-006-c02 TN0045 Homo sapiens cDNA
9207	22086	35259	13.43	2.2E-01	P48634	SWISSPROT	z804f08.t1 Soares melanocyte 2NbhM Homo sapiens cDNA clone IMAGE:291591 5'
9252	21931	35104	0.69	2.2E-01	AJ009893.1	NT	LARGE PROLINE-RICH PROTEIN BAT2 (HLA-B-ASSOCIATED TRANSCRIPT 2)
9263	22017	35185	0.81	2.2E-01	7657428	NT	Xenopus laevis mRNA for kinesin-like protein 3 (xklp3)
9276	22030	35200	3.95	2.2E-01	M89643.1	NT	Mus musculus osteoblast specific factor 2 (OSF-2), mRNA
9521	22174	35358	0.58	2.2E-01	Q90980	SWISSPROT	Braehydantio reio epandymin beta and gamma chains (Epd) gene, complete cds
9715	22366	35564	3.4	2.2E-01	AF197941.1	NT	CYCLIC NUCLEOTIDE GATED CHANNEL, ROD PHOTORECEPTOR, ALPHA SUBUNIT (CNG CHANNEL 3) (CNG-3) (CNG3)
9853	22503	35703	1.85	2.2E-01	BF206507.1	EST_HUMAN	Fumaria hygrometrica chloroplast-localized small heat shock protein (CPaHSP21) mRNA, complete cds; nuclear gene for chloroplast product
10076	22724	35941	0.95	2.2E-01	9625671	NT	601869724F1 NIH_MGC_19 Homo sapiens cDNA clone IMAGE:4100189 5'
10232	22880	36092	0.5	2.2E-01	T59472.1	EST_HUMAN	Human herpesvirus 6, complete genome
10232	22880	36093	0.5	2.2E-01	T59472.1	EST_HUMAN	y663408.t1 Stratagene ovary (#937217) Homo sapiens cDNA clone IMAGE:76855 5'
10268	22816	36126	0.58	2.2E-01	AF086284.1	NT	y663408.t1 Stratagene ovary (#937217) Homo sapiens cDNA clone IMAGE:76855 5'
10341	22888		0.61	2.2E-01	AF071001.1	NT	Pseudomonas aeruginosa quinolone ethanohal dehydrogenase (exxA) gene, partial cds; cytochrome c550 precursor (exxB), NAD+ dependent acetaldehyde dehydrogenase (exxC), and pyrrodoquinone synthesis A (pqoA) genes, complete cds; and pyrrodoquinone synthesis A (Phr1) gene, partial cds

Table 4

Single Exon Probes Expressed in Brain

Probe SEQ ID NO:	Exon SEQ ID NO:	ORF SEQ ID NO:	Expression Signal	Most Similar (Top) Hit BLAST E Value	Top Hit Accession No.	Top Hit Database Source	Top Hit Descriptor
10387	23033	36247	0.6	2.2E-01	AE001562.1	NT	Helicobacter pylori, strain J99 section 123 of 132 of the complete genome
10387	23033	36248	0.6	2.2E-01	AE001562.1	NT	Helicobacter pylori, strain J99 section 123 of 132 of the complete genome
10520	23166	36304	0.48	2.2E-01	AF049720.1	NT	Homo sapiens neuronal nitric oxide synthase (NOS1) gene, alternative exons 1 and AS
11070	23740	37014	1.56	2.2E-01	AF257772.1	NT	Homo sapiens RNA binding protein MCG10 gene, complete cds, alternatively spliced
11164	23831	37110	1.46	2.2E-01	AB021083.1	NT	TT virus ORF1 gene, isolate TSA-II, partial cds
11399	24005	37309	4.83	2.2E-01	X01918.1	NT	Drosophila 68C glue gene cluster
11438	23205	36437	5.22	2.2E-01	7706215	NT	Homo sapiens H-2K binding factor-2 (LOC61680), mRNA
11935	24493		1.66	2.2E-01	BE870959.1	EST_HUMAN	601446957F1 NIH_MGC_65 Homo sapiens cDNA clone IMAGE:3850870 5'
12040	25380		2.21	2.2E-01	U82671.2	NT	Homo sapiens chromosome Xq28 melanoma antigen family A2a (MAGEA2A), melanoma antigen family A12 (MAGEA12), melanoma antigen family A2b (MAGEA2B), melanoma antigen family A3 (MAGEA3), caltractin (CALT), NAD(P)H dehydrogenase-like protein (NSDHL), and L1>
12123	24616		2.19	2.2E-01	AF188943.1	NT	Vitis vinifera cultivar Pinot Noir plasma membrane aquaporin (PIP1a) mRNA, complete cds
12225	17804	30591	3.87	2.2E-01	AW361098.1	EST_HUMAN	RC1-C10249-141199-021-g04 C10249 Homo sapiens cDNA
12226	24681		1.6	2.2E-01	AW661922.1	EST_HUMAN	hif7b02.x1 NCI_CGAP_GUT Homo sapiens cDNA clone IMAGE:2972523 3'
12731	25371		2.58	2.2E-01	AV694801.1	EST_HUMAN	AV694801 GKC Homo sapiens cDNA clone GKCAH802 5'
950	13716	26382	2.12	2.1E-01	AA569289.1	EST_HUMAN	nm31et1.s1 NCI_CGAP_Lip2 Homo sapiens cDNA clone IMAGE:1061804
953	13718	26384	0.77	2.1E-01	AL161504.2	NT	Arabidopsis thaliana DNA chromosome 4, contig fragment No. 16
1102	13859		2.76	2.1E-01	AE002314.2	NT	Chlamydia muridarum, section 45 of 85 of the complete genome
1176	13929	26593	1.15	2.1E-01	6754299	NT	Mus musculus interferon (alpha and beta) receptor 2 (ifnar2), mRNA
1176	13929	26594	1.15	2.1E-01	6754299	NT	Mus musculus interferon (alpha and beta) receptor 2 (ifnar2), mRNA
1908	14843	27353	2.07	2.1E-01	AA906824.1	EST_HUMAN	dk73e02.st1 NCI_CGAP_GC4 Homo sapiens cDNA clone IMAGE:1519610 3' similar to gb:K02765
2152	14882	27616	4.2	2.1E-01	BF695073.1	EST_HUMAN	COMPLEMENT C3 PRECURSOR (HUMAN):
2485	15596	27942	1	2.1E-01	H73968.1	EST_HUMAN	602083129FT NIH_MGC_81 Homo sapiens cDNA clone IMAGE:4247603 5'
2485	15596	27943	1	2.1E-01	H73968.1	EST_HUMAN	yu04f07.s1 Soares fetal liver spleen 1NFLS Homo sapiens cDNA clone IMAGE:232837 3'
2558	15270	28006	0.91	2.1E-01	AF022814.1	NT	yu04f07.s1 Soares fetal liver spleen 1NFLS Homo sapiens cDNA clone IMAGE:232837 3'
2925	15691	28335	2.3	2.1E-01	6912445	NT	Fugu rubripes transcription factor (SLP-1) and heme-oxygenase genes, complete cds
3786	16538		6.08	2.1E-01	9838361	NT	Homo sapiens potassium voltage-gated channel, subfamily H (eag-related), member 4 (KCNH4), mRNA
4032	16777	29408	1.1	2.1E-01	P11675	SWISSPROT	Beta vulgaris mitochondrion, complete genome
4032	16777	29409	1.1	2.1E-01	P11675	SWISSPROT	IMMEDIATE-EARLY PROTEIN IE180
4343	17082		1.77	2.1E-01	AB033041.1	NT	Homo sapiens mRNA for KIAA1215 protein, partial cds
4537	17272	29904	1.23	2.1E-01	AB010273.1	NT	Homo sapiens pshsp47 gene, complete cds
5013	17734	30341	1.4	2.1E-01	Q01338	SWISSPROT	ALPHA-2A ADRENERGIC RECEPTOR (ALPHA-2A ADRENERGIC RECEPTOR) (ALPHA-2AAR)

Single Exon Probes Expressed in Brain

Probe SEQ ID NO:	Exon SEQ ID NO:	ORF SEQ ID NO:	Expression Signal	Most Similar (Top) Hit BLAST E Value	Top Hit Accession No.	Top Hit Database Source	Top Hit Descriptor
6090	17809	30425	1.09	2.1E-01	AE001628.1	NT	Helicobacter pylori, strain J99 section 87 of 132 of the complete genome
6218	18028	30650	6.24	2.1E-01	BF672895.1	EST_HUMAN	602152001F1 NIH_MGC_81 Homo sapiens cDNA clone IMAGE:4293001 5'
6787	18531	32559	1.4	2.1E-01	AJ223392.1	NT	Drosophila melanogaster 16S rRNA gene, partial
6788	19459	32481	1.92	2.1E-01	U04642.1	NT	Human olfactory receptor (OR17-2) gene, partial cds
7306	19989	33065	0.65	2.1E-01	Q01956	SWISSPROT	VOLTAGE-GATED POTASSIUM CHANNEL PROTEIN KV3.3 (KSH1IID)
7306	19989	33066	0.65	2.1E-01	Q01956	SWISSPROT	VOLTAGE-GATED POTASSIUM CHANNEL PROTEIN KV3.3 (KSH1IID)
7317	20000		2.38	2.1E-01	AE000972.1	NT	Archaeoglobus fulgidus section 135 of 172 of the complete genome
7606	20272	33380	1.84	2.1E-01	AF000949.1	NT	Canis familiaris keratin (KRT9) gene, complete cds
7651	20316	33425	1.22	2.1E-01	AF068887.1	NT	Glycine max malate dehydrogenase (Mdh-2) gene, nuclear gene encoding mitochondrial protein, partial cds
7651	20316	33426	1.22	2.1E-01	AF068887.1	NT	Glycine max malate dehydrogenase (Mdh-2) gene, nuclear gene encoding mitochondrial protein, partial cds
7971	20666		1.21	2.1E-01	7305030	NT	Mus musculus enythrocyte protein band 4.1-like 3 (Epb4.13), mRNA
8400	21093	34229	4.44	2.1E-01	U69399.1	NT	Haemophilus influenzae hmcd, putative haemochromin processing protein (hmcd), putative ABC transporter (hmcdB), putative haemochromin structural protein (hmcdA), and haemochromin immunity protein (hmcd) genes, complete cds
8696	21388	34531	0.86	2.1E-01	AL040537.1	EST_HUMAN	DKFZp434H0614_r1 434 (synonym: htes3) Homo sapiens cDNA clone IMAGE:270954 5'
8696	21388	34532	0.86	2.1E-01	AL040537.1	EST_HUMAN	DKFZp434H0614_r1 434 (synonym: htes3) Homo sapiens cDNA clone IMAGE:270954 5'
8657	21548		0.45	2.1E-01	AB022524.1	NT	Homo sapiens APOC gene, exon 9
8935	21628	34768	5.68	2.1E-01	Z35786.1	NT	S. cerevisiae chromosome II reading frame ORF YBL025w
9404	22066	35237	0.57	2.1E-01	N42536.1	EST_HUMAN	yy11e10.r1 Soares melanocyte 2NbhM Homo sapiens cDNA clone IMAGE:270954 5'
9404	22066	35238	0.57	2.1E-01	N42536.1	EST_HUMAN	yy11e10.r1 Soares melanocyte 2NbhM Homo sapiens cDNA clone IMAGE:270954 5'
9413	22091	35262	2.31	2.1E-01	X97378.1	NT	A.thaliana mRNA for ATRanBP1b protein
9518	22171	35354	1.13	2.1E-01	AB036528.1	NT	Homo sapiens p53R2 gene for ribonucleotide reductase, exon 6
10227	22876	36088	1.47	2.1E-01	Z97067.1	NT	Beta vulgaris mRNA for elongation factor 1-beta
10258	22908	36116	2.5	2.1E-01	P52824	SWISSPROT	DIACYLGLYCEROL KINASE, DELTA (DIGLYCERIDE KINASE) (DGK-DELTA) (DAG KINASE DELTA)
10264	22812	36122	0.97	2.1E-01	BF574284.1	EST_HUMAN	(80 KD DIACYLGLYCEROL KINASE)
11554	24153		2.18	2.1E-01	11036647	NT	602131427F1 NIH_MGC_81 Homo sapiens cDNA clone IMAGE:4270831 5'
11572	24171	37487	1.59	2.1E-01	BE180422.1	EST_HUMAN	Homo sapiens pancreatic polypeptide 2 (PPY2), mRNA
11870	24944		1.38	2.1E-01	X57624.1	NT	RC9-HT0822-040500-013-b11 HT0822 Homo sapiens cDNA
12377	24775		2.07	2.1E-01	AF217490.1	NT	Drosophila melanogaster ALA-E6 DNA, repeat region
12578	25287		1.47	2.1E-01	L32588.1	NT	Homo sapiens fragile 16D oxido reductase (FOR) gene, exons 8, 9, and partial cds
12635	24935		1.42	2.1E-01	BE622149.1	EST_HUMAN	Human granulin gene
							601440712F1 NIH_MGC_72 Homo sapiens cDNA clone IMAGE:3915676 5'



Table 4

Single Exon Probes Expressed in Brain

Probe SEQ ID NO:	Exon SEQ ID NO:	ORF SEQ ID NO:	Expression Signal	Most Similar (Top) Hit BLAST E Value	Top Hit Accession No.	Top Hit Database Source	Top Hit Descriptor
12768	25019	30960	1.79	2.1E-01	BE672390.1	EST_HUMAN	7a59e02.x1 NCI_CGAP_GC6 Homo sapiens cDNA clone IMAGE:3223034 3'
195	13008	26650	2.43	2.0E-01	AB017437.1	NT	Gallus gallus mRNA for avena, complete cds
521	13305		3.11	2.0E-01	7706601	NT	Homo sapiens CGI-18 protein (LOC61008), mRNA
683	13458	26103	1.24	2.0E-01	M77085.1	NT	O. cuniculus germline IgH heavy chain V-H pseudogene, allotype VHa2
792	13584	26225	2.19	2.0E-01	AF027865.1	NT	Mus musculus Major Histocompatibility Locus class II region
991	13763	26414	1.09	2.0E-01	D90905.1	NT	Synechocystis sp. PCC6803 complete genome, 7/27, 781449-920915
1103	13860	26519	2.47	2.0E-01	AL163213.2	NT	Homo sapiens chromosome 21 segment HS21C013
1232	13981	26651	1.77	2.0E-01	AJ132695.5	NT	Homo sapiens rac1 gene
1285	14035	26708	1.63	2.0E-01	AW384937.1	EST_HUMAN	PM1-HT0422-281289-002-c06 HT0422 Homo sapiens cDNA
1443	14190		1.52	2.0E-01	AJ243997.1	NT	Plum pox virus strain M, complete genome, isolate PS
1470	14217	26804	14.63	2.0E-01	4503408	NT	Homo sapiens dysbrevein, alpha (DTNA), mRNA
1544	14290	26977	1.97	2.0E-01	AB007974.1	NT	Homo sapiens miRNA, chromosome 1 specific transcript KIAA0505
1550	14296	26983	1.01	2.0E-01	AF260700.1	NT	Homo sapiens sodium/folate symporter mRNA, partial cds
1692	14439	27132	1.4	2.0E-01	U22346.1	NT	Human bradykinin B1 receptor (bradyb1) gene, complete cds
1712	14455		1.67	2.0E-01	AF111170.3	NT	Homo sapiens 14q32 Jgged2 gene, complete cds; and unknown gene
1752	14494		4.33	2.0E-01	U67525.1	NT	Methanococcus jannaschii section 67 of 150 of the complete genome
1883	14620	27329	1.12	2.0E-01	BE871330.1	EST_HUMAN	601449441F1 NIH_MGC_65 Homo sapiens cDNA clone IMAGE:3853330 5'
1883	14620	27330	1.12	2.0E-01	BE871330.1	EST_HUMAN	601449441F1 NIH_MGC_65 Homo sapiens cDNA clone IMAGE:3853330 5'
2347	15070		1.63	2.0E-01	XB2877.1	NT	H. sapiens Na+-D-glucose cotransport regulator gene
3555	16310		0.71	2.0E-01	AW238005.1	EST_HUMAN	xp15b02.x1 NCI_CGAP_HN8 Homo sapiens cDNA clone IMAGE:2740395 3' similar to contains element
3693	16447	29087	0.89	2.0E-01	P34641	SWISSPROT	MER21 repetitive element;
3822	16574	29208	1.12	2.0E-01	AL163204.2	NT	CED-11 PROTEIN
3936	16686	29327	0.76	2.0E-01	Z46906.1	NT	Homo sapiens chromosome 21 segment HS21C004
4628	17263		8.49	2.0E-01	BE826165.1	EST_HUMAN	Sus scrofa
4979	17702	30309	5.26	2.0E-01	8922080	NT	QV4-EN0032-100600-223-e03 EN0032 Homo sapiens cDNA
5009	16237	28863	0.8	2.0E-01	P46607	SWISSPROT	Homo sapiens hypothetical protein ASH1 (ASH1), mRNA
5359	18161	30845	2.63	2.0E-01	X56600.1	NT	HOMEOBOX PROTEIN GLABRA2 (HOMEOBOX-LEUCINE ZIPPER PROTEIN ATHB-10) (HD-ZIP PROTEIN ATHB-10)
5655	18450	31363	1.84	2.0E-01	11432540	NT	Rat SOD-2 gene for manganese-containing superoxide dismutase
5750	18542	31464	0.76	2.0E-01	X91856.1	NT	Homo sapiens dual oxidase-like domains 2 (DUOX2), mRNA
5989	18751	31712	6.3	2.0E-01	U15300.1	NT	F. rubripes DNA encoding for valyl-tRNA synthetase
6081	18860		0.73	2.0E-01	M75967.1	NT	Saccharomyces cerevisiae Hal5p (HAL5) mRNA, complete cds
6192	18968	31843	0.78	2.0E-01	P02467	SWISSPROT	Human hepatocyte growth factor gene, exon 1
							COLLAGEN ALPHA 2(I) CHAIN PRECURSOR

Single Exon Probes Expressed in Brain

Probe SEQ ID NO:	Exon SEQ ID NO:	ORF SEQ ID NO:	Expression Signal	Most Similar (Top) Hit BLAST E Value	Top Hit Accession No.	Top Hit Database Source	Top Hit Descriptor
6336	19105	32094	3.2	2.0E-01	X61033.1	NT	M.auratus mtl class glutathione transferase gene
6435	19203	32200	4.02	2.0E-01	AW360865.1	EST_HUMAN	PM1-C10247-141089-001-g06 CT0247 Homo sapiens cDNA
7194	19880	32954	1.28	2.0E-01	AF250371.1	NT	Mus musculus phosphofructokinase-1 C isozyme (Pfkfb3) gene, exons 3 through 7
7345	20026	33102	0.68	2.0E-01	P54422	SWISSPROT	GAMMA-GLUTAMYL TRANSPEPTIDASE PRECURSOR
7876	20339	33452	0.84	2.0E-01	V00726.1	NT	Mouse germ line gene coding for beta-globin (Y2)
7853	20548		5.8	2.0E-01	AF028026.1	NT	Andes virus strain O123133 glycoprotein G1 and G2 precursor, gene, partial cds
8100	20794	33925	2.95	2.0E-01	X91151.1	NT	M.musculus scp2 gene exon 14
8924	21316		0.99	2.0E-01	BE562247.1	EST_HUMAN	601344648F1 NH_MGC_beta Homo sapiens cDNA clone IMAGE:3677794 5'
9251	21930	35103	0.82	2.0E-01	U82511.1	NT	Dictyostelium discoideum random slug cDNA19 protein (rsc19) mRNA, partial cds
9290	21957	35129	0.68	2.0E-01	U71122.1	NT	Arabidopsis pyruvate decarboxylase-2 (Pdc2) gene, complete cds
9496	22006		4.97	2.0E-01	AE001278.1	NT	Onchomyia trachomatis section 5 of 87 of the complete genome
9646	22298	35493	0.65	2.0E-01	P11420	SWISSPROT	DAUGHTERLESS PROTEIN
9846	22298	35494	0.65	2.0E-01	P11420	SWISSPROT	DAUGHTERLESS PROTEIN
9791	22442		2.11	2.0E-01	AF146692.1	NT	Homo sapiens filamin 2 (FLN2) mRNA, complete cds
9941	22589	35792	1.98	2.0E-01	AF086907.1	NT	Arabidopsis thaliana root gravitropism control protein (PIN2) gene, complete cds
9941	22589	35793	1.98	2.0E-01	AF086907.1	NT	Arabidopsis thaliana root gravitropism control protein (PIN2) gene, complete cds
10087	22715	35933	0.68	2.0E-01	AF157814.1	NT	Homo sapiens cAMP specific phosphodiesterase (PDE4C) gene, exons 2 through 12
10087	22715	35934	0.68	2.0E-01	AF157814.1	NT	Homo sapiens cAMP specific phosphodiesterase (PDE4C) gene, exons 2 through 12
10114	22762		0.69	2.0E-01	X78938.1	NT	D.melanogaster DNA mobile element (heppel)
10306	22952	36167	2.78	2.0E-01	X97121.1	NT	R.norvegicus mRNA for NTR2 receptor
10744	23431	36874	1.66	2.0E-01	D89098.1	NT	Salvelinus pluvius mRNA for transferrin, complete cds
10744	23431	36876	1.66	2.0E-01	D89098.1	NT	Salvelinus pluvius mRNA for transferrin, complete cds
11609	24207	37550	1.4	2.0E-01	7524759	NT	Chlorella vulgaris chloroplast, complete genome
11609	24207	37551	1.4	2.0E-01	7524759	NT	Chlorella vulgaris chloroplast, complete genome
12358	24762		1.61	2.0E-01	AF206637.2	NT	Pimephales promelas liver glucose-6-phosphate-1-dehydrogenase mRNA, partial cds
12545	25210		1.39	2.0E-01	AF302773.1	NT	Homo sapiens ninein-Lm isoform (ninein) mRNA, complete cds
12558	25139	30894	1.36	2.0E-01	AW975297.1	EST_HUMAN	EST367405 IMAGE resequences, MAGN Homo sapiens cDNA
12594	24950	30986	3.58	2.0E-01	AI023592.1	EST_HUMAN	ov60a10.s1 Soares_testis_NHT Homo sapiens cDNA clone IMAGE:1643610 3'
12618	24924		2.68	2.0E-01	AF078164.2	NT	Homo sapiens Ku70-binding protein (KUB3) mRNA, partial cds
12763	25014	30978	1.87	2.0E-01	11528495	NT	Mus musculus fructosamine 3 kinase (Fr3k), mRNA
108	12929		3.9	1.9E-01	7549743	NT	Rattus norvegicus Aryl hydrocarbon receptor nuclear translocator 1 (Ahr1), mRNA
342	13143	25781	6.88	1.9E-01	AF004353.1	NT	Mus musculus pele ear (ep) gene, wild type allele, 3' region, partial cds
641	13420	26058	1.43	1.8E-01	U32581.2	NT	Homo sapiens lambda1foia protein kinase C-interacting protein mRNA, complete cds
641	13420	26059	1.43	1.9E-01	U32581.2	NT	Homo sapiens lambda1foia protein kinase C-interacting protein mRNA, complete cds

Page 93 of 536  
Table 4  
Single Exon Probes Expressed in Brain

Probe SEQ ID NO:	Exon SEQ ID NO:	ORF SEQ ID NO:	Expression Signal	Most Similar (Top) Hit BLAST E Value	Top Hit Accession No.	Top Hit Database Source	Top Hit Descriptor
648	13427	26086	5.97	1.9E-01	BE070801.1	EST_HUMAN	RC3-BT0502-251169-011-d01 BT0502 Homo sapiens cDNA
649	13427	26086	8.46	1.9E-01	BE070801.1	EST_HUMAN	RC3-BT0502-251169-011-d01 BT0502 Homo sapiens cDNA
965	13730		1.73	1.9E-01	7305180	NT	Mus musculus interleukin 2 receptor, gamma chain (IL2rg), mRNA
1082	13840	26499	13.43	1.9E-01	AA358813.1	EST_HUMAN	EST167784 Fetal lung II Homo sapiens cDNA 6' end
1349	14097	28772	1.78	1.9E-01	AF061282.1	NT	Sorghum bicolor 22 kDa kafirin cluster
1414	14162		2.61	1.9E-01	AF184623.1	NT	Plasmodium vivax reticulocyte binding protein-2 (rbp-2) gene, complete cds
2380	15102	27841	3.61	1.9E-01	8922533	NT	Homo sapiens hypothetical protein FLJ10681 (FLJ10681), mRNA
2923	15689	28333	3.43	1.9E-01	U66066.1	NT	Sigmoodon hispidus p53 gene, partial cds
2939	15704		5.68	1.9E-01	J00922.1	NT	Gallus gallus ovalbumin (Y) gene, complete cds
3002	15768	28417	0.95	1.9E-01	U25148.1	NT	Rattus norvegicus brush border myosin-I (BBMI) mRNA, partial cds
3390	16149	28803	4.28	1.9E-01	D13187.1	NT	Mouse gene for immunoglobulin diversity region D1
3473	16229	28883	4.44	1.9E-01	R16467.1	EST_HUMAN	y42f10.r1 Soares fetal liver spleen INFLS Homo sapiens cDNA clone IMAGE:129547 5'
3878	16668	29199	1.33	1.9E-01	P39768	SWISSPROT	PAIR-RULE PROTEIN ODD-PAIRED
3973	16722	29356	3.15	1.9E-01	AB008784.1	NT	Schizosaccharomyces pombe DNA for cytoplasmic dynein heavy chain, complete cds
4063	16808	29438	1.28	1.9E-01	AW754106.1	EST_HUMAN	CM3-CT0315-271198-045-b11 CT0315 Homo sapiens cDNA
4206	16947	29573	1.09	1.9E-01	BE834843.1	EST_HUMAN	MR1-FN0010-280700-007-404 FN0010 Homo sapiens cDNA
4950	17677		1.05	1.9E-01	AF223642.1	NT	Rattus norvegicus chemokine receptor CXCR3 mRNA, complete cds
5517	18315		4.88	1.9E-01	AW130149.1	EST_HUMAN	x729a07.x1 NCL_CGAP_U11 Homo sapiens cDNA clone IMAGE:2619444 3' similar to gb:M73779 RETINOIC ACID RECEPTOR ALPHA-1 (HUMAN);
5558	18355	31265	7.87	1.9E-01	AF127937.1	NT	Homo sapiens DNA polymerase epsilon catalytic subunit protein (POLE1) gene, exon 1a
5749	18541	31463	0.7	1.9E-01	AF091216.1	NT	Mus musculus Wrm protein (Wrm) gene, complete cds
5795	18586		2.86	1.9E-01	AJ133118.1	EST_HUMAN	AU133116 NT2RP4 Homo sapiens cDNA clone NT2RP4001328 5'
6235	19009	31985	0.75	1.9E-01	AI762391.1	EST_HUMAN	w154f02.x1 NCL_CGAP_Co16 Homo sapiens cDNA clone IMAGE:2394099 3'
6294	19067	32050	1.03	1.9E-01	AW148452.1	EST_HUMAN	x14c08.x1 NCL_CGAP_Kid8 Homo sapiens cDNA clone IMAGE:2618030 3' similar to gb:X03559 ATP SYNTHASE BETA CHAIN, MITOCHONDRIAL PRECURSOR (HUMAN);
6876	17952	30548	1.69	1.9E-01	R49212.1	EST_HUMAN	y908a12.s1 Soares infant brain 1N1B Homo sapiens cDNA clone IMAGE:31668 3' similar to contains MERT13 repetitive element;
6900	19638	32662	0.89	1.9E-01	AF034920.1	NT	Homo sapiens tubby like protein 1 (TULP1) gene, exons 9-11
6900	19638	32683	0.89	1.9E-01	AF034920.1	NT	Homo sapiens tubby like protein 1 (TULP1) gene, exons 9-11
7160	19847	32917	0.62	1.9E-01	U73846.1	NT	Drosophila melanogaster testis-specific RNA-binding protein (bruno) mRNA, complete cds
7391	20070	33149	1.38	1.9E-01	U80922.1	NT	Arabidopsis thaliana serine/threonine protein phosphatase type one (TOPP8) gene, complete cds
7436	20113	33201	3.11	1.9E-01	AF072724.1	NT	Zea mays starch branching enzyme I (sbe1) gene, complete cds
7685	20580	33709	1.46	1.9E-01	AL161557.2	NT	Arabidopsis thaliana DNA chromosome 4, contig fragment No. 57
8586	21278	34417	10.77	1.9E-01	AB033024.1	NT	Homo sapiens mRNA for KIAA1198 protein, partial cds

Single Exon Probes Expressed in Brain

Probe SEQ ID NO:	Exon SEQ ID NO:	ORF SEQ ID NO:	Expression Signal	Most Similar (Top) Hit BLAST E Value	Top Hit Accession No.	Top Hit Database Source	Top Hit Descriptor
8844	21536	34681	1.24	1.9E-01	M14568.1	NT	Marsupial cat beta-globin gene mRNA, partial cds
8844	21536	34682	1.24	1.9E-01	M14568.1	NT	Marsupial cat beta-globin gene mRNA, partial cds
8776	22426	36632	0.61	1.9E-01	AA912486.1	EST_HUMAN	o186g10.s1 NCI_CGAP_PNS1 Homo sapiens cDNA clone IMAGE:1537506 3' similar to contains Alu repetitive element;
10142	22780	36005	0.85	1.9E-01	BE830353.1	EST_HUMAN	RC5-ET0082-060700-022-A02 ET0082 Homo sapiens cDNA
10142	22780	36006	0.85	1.9E-01	BE830353.1	EST_HUMAN	RC5-ET0082-060700-022-A02 ET0082 Homo sapiens cDNA
10540	23237	36470	2.48	1.9E-01	AL161503.2	NT	Arabidopsis thaliana DNA chromosome 4, contig fragment No. 15
10540	23237	36471	2.48	1.9E-01	AL161503.2	NT	Arabidopsis thaliana DNA chromosome 4, contig fragment No. 15
10655	23346	36583	2.09	1.9E-01	AF223391.1	NT	Homo sapiens calcium channel alpha1E subunit (CACNA1E) gene, exons 7-49, and partial cds, alternatively spliced
10986	23661	36915	1.34	1.8E-01	AA912480.1	EST_HUMAN	o186f02.s1 NCI_CGAP_PNS1 Homo sapiens cDNA clone IMAGE:1537487 3' similar to gb:L21696_cds1 PROTHYMOSIN ALPHA (HUMAN);contains element OFR repetitive element;
10986	23661	36915	1.34	1.8E-01	AA912480.1	EST_HUMAN	o186f02.s1 NCI_CGAP_PNS1 Homo sapiens cDNA clone IMAGE:1537487 3' similar to gb:L21696_cds1 PROTHYMOSIN ALPHA (HUMAN);contains element OFR repetitive element;
10986	23661	36915	1.34	1.8E-01	AA912480.1	EST_HUMAN	o186f02.s1 NCI_CGAP_PNS1 Homo sapiens cDNA clone IMAGE:1537487 3' similar to gb:L21696_cds1 PROTHYMOSIN ALPHA (HUMAN);contains element OFR repetitive element;
11487	24088	37399	1.53	1.9E-01	M22253.1	NT	Rattus norvegicus sodium channel 1 mRNA, complete cds
11726	24320	37645	2.77	1.9E-01	AJ243213.1	NT	Homo sapiens partial 5-HT4 receptor gene, exons 2 to 5
11762	24343	37673	1.6	1.9E-01	L07344.1	NT	Influenza A/Guangdong/243/72 nucleoprotein (seg 5) gene, 5' end
11847	24431	37772	1.3	1.9E-01	AF287263.1	NT	Mus musculus ATP-binding cassette 1, sub-family A, member 1 (Abcat1) gene, complete cds
12399	24785		1.67	1.9E-01	AF055600.1	NT	Drosophila melanogaster cistatin light chain mRNA, complete cds
30	12658	25475	2.61	1.8E-01	U73200.1	NT	Mus musculus p116Rip mRNA, complete cds
253	15539	25700	0.9	1.8E-01	AB022060.1	NT	Mus musculus Cctg gene for chaperonin containing TCP-1 gamma subunit, partial cds
361	13159	25802	1.76	1.8E-01	4502532	NT	Homo sapiens calcium channel, voltage-dependent, beta 2 subunit (CACNB2) mRNA, and translated products
729	13503	26156	1.01	1.8E-01	AB021490.2	NT	Oryzias latipes gene for membrane guanylyl cyclase OIGC1, complete cds
961	13726	26390	0.94	1.8E-01	AJ92212.1	EST_HUMAN	wf71f02.x1 NCI_CGAP_Lu24 Homo sapiens cDNA clone IMAGE:2337061 3'
1069	13626	26485	1.63	1.8E-01	AF000580.1	NT	Dicotyostellium discoidaleum plasmid Dq65, complete genome
1266	14015	26683	8.26	1.8E-01	AL117189.1	NT	Yersinia pestis plasmid pCD1
1492	14239	26925	1.97	1.8E-01	6753947	NT	Mus musculus guanylate nucleotide binding protein 1 (Gbp1), mRNA
1492	14239	26926	1.97	1.8E-01	6753947	NT	Mus musculus guanylate nucleotide binding protein 1 (Gbp1), mRNA
1839	14577		1.2	1.8E-01	4505036	NT	Mus musculus latent transforming growth factor beta binding protein 4 (LTBP4) mRNA
1859	14697		1.58	1.8E-01	AJ733708.1	EST_HUMAN	gg22d10.x5 NCI_CGAP_Kid3 Homo sapiens cDNA clone IMAGE:1761811 3' similar to TR:O756936 O756936 GAMMA BUTYROBETAINE HYDROXYLASE;

Table 4

Single Exon Probes Expressed in Brain

Probe SEQ ID NO:	Exon SEQ ID NO:	ORF SEQ ID NO:	Expression Signal	Most Similar (Top) Hit BLAST E Value	Top Hit Accession No.	Top Hit Database Source	Top Hit Descriptor
1908	14645	27355	1.75	1.8E-01	AB051897.1	NT	Mus musculus Scya6, Scya9, Scya16-ps, Scya5 genes for small inducible cytokine A6 precursor, small inducible cytokine A9 precursor, Scya16 pseudogene, small inducible cytokine A5 precursor, complete cds
2697	15406		2.36	1.8E-01	AW935728.1	EST_HUMAN	QV3-DT0018-081289-036-g04 DT0018 Homo sapiens cDNA
2898	15665		1.89	1.8E-01	AF184589.1	NT	Jonopsidium acaule LEAFY protein (LEAFY2) gene, partial cds
2904	15670	28319	1.29	1.8E-01	AW182300.1	EST_HUMAN	X41ta03.x1 Soares_NFL_T_GBC_S1 Homo sapiens cDNA clone IMAGE:26587583
3121	15886	28628	1.76	1.8E-01	AW995178.1	EST_HUMAN	QVO-BN0041-070300-147-c04 BN0041 Homo sapiens cDNA
3610	16363	29005	0.88	1.8E-01	H03369.1	EST_HUMAN	y45e01.s1 Soares placenta Nb2HP Homo sapiens cDNA clone IMAGE:1617043 similar to contains Alu repetitive element
3610	16363	29006	0.88	1.8E-01	H03369.1	EST_HUMAN	y45e01.s1 Soares placenta Nb2HP Homo sapiens cDNA clone IMAGE:1617043 similar to contains Alu repetitive element
4299	17038		1.43	1.8E-01	D37954.1	NT	Bovine NB25 mRNA for MHC class II (BoLA-DQB), complete cds
4519	17254	29898	5.94	1.8E-01	AL161566.2	NT	Arabidopsis thaliana DNA chromosome 4, contig fragment No. 56
4721	17453	30087	2.9	1.8E-01	AB051897.1	NT	Mus musculus Scya6, Scya9, Scya16-ps, Scya5 genes for small inducible cytokine A6 precursor, small inducible cytokine A9 precursor, Scya16 pseudogene, small inducible cytokine A5 precursor, complete cds
4754	17466	30114	0.94	1.8E-01	X92179.1	NT	S.tuberosum mRNA for alcohol dehydrogenase
4984	17707	30311	2.03	1.8E-01	AW814270.1	EST_HUMAN	MF3-ST0203-151299-112-g08 ST0203 Homo sapiens cDNA
4999	17722	30325	1.06	1.8E-01	AF792382.1	EST_HUMAN	an28g07.y5 Gessler Wilms tumor Homo sapiens cDNA clone IMAGE:17000285
5035	17754	30367	4.66	1.8E-01	AF181258.1	NT	Mesocricetus auratus Na-taurocholate cotransporting polypeptide mRNA, partial cds
5718	18510	31431	0.82	1.8E-01	AL161594.2	NT	Arabidopsis thaliana DNA chromosome 4, contig fragment No. 90
5835	18624	31658	0.68	1.8E-01	N28629.1	EST_HUMAN	y338h08.r1 Soares melanocyte 2NbHM Homo sapiens cDNA clone IMAGE:2640635
6037	18817	31777	1.18	1.8E-01	6678428	NT	Mus musculus Tnf receptor-associated factor 6 (Traf6), mRNA
6037	18817	31778	1.18	1.8E-01	6678428	NT	Mus musculus Tnf receptor-associated factor 6 (Traf6), mRNA
6419	19187	32185	1.15	1.8E-01	QBQY14	SWISSPROT	FORKHEAD BOX PROTEIN E3
6463	19230		2.08	1.8E-01	N64853.1	EST_HUMAN	y62h02.r1 Soares_multiple_sclerosis_2NbHMSP Homo sapiens cDNA clone IMAGE:2781635
6906	19644	32669	1.18	1.8E-01	AB018561.1	NT	Citrus limonatus mRNA for vsus, complete cds
6906	19644	32690	1.18	1.8E-01	AB018561.1	NT	Citrus limonatus mRNA for vsus, complete cds
7346	20027	33103	0.7	1.8E-01	AF001511.1	NT	Bacillus halodurans genomic DNA, section 6/14
9242	21921	35091	1.23	1.8E-01	M73258.1	NT	Human cellular DNA/Human papillomavirus proviral DNA
9274	22028	35198	1.22	1.8E-01	9626232	NT	Bacteriophage like, complete genome
9391	22053		0.5	1.8E-01	AA493751.1	EST_HUMAN	hhd2a05.s1 NCI_CGAP_Thy1 Homo sapiens cDNA clone IMAGE:949088 similar to contains L1.f3 L1 repetitive element
9473	22126	35306	0.94	1.8E-01	P15272	SWISSPROT	AMP NUCLEOSIDASE

Page 96 of 536  
Table 4

Single Exon Probes Expressed In Brain

Probe SEQ ID NO:	Exon SEQ ID NO:	ORF SEQ ID NO:	Expression Signal	Most Similar (Top) Hit BLAST E Value	Top Hit Accession No.	Top Hit Database Source	Top Hit Descriptor
9473	22126	35306	0.94	1.8E-01	P15272	SWISSPROT	AMP NUCLEOSIDASE
9514	22167	35348	0.91	1.8E-01	M26019.1	NT	S.commune orotidine-5'-phosphate decarboxylase (URA1) gene, complete cds
9514	22167	35349	0.91	1.8E-01	M26019.1	NT	S.commune orotidine-5'-phosphate decarboxylase (URA1) gene, complete cds
9679	22331	35526	0.75	1.8E-01	P08123	SWISSPROT	COLLAGEN ALPHA 2(I) CHAIN PRECURSOR
9683	22335	35530	0.77	1.8E-01	U67548.1	NT	Methanococcus jannaschii section 90 of 150 of the complete genome
10033	22681		0.79	1.8E-01	AF200252.1	NT	Aquarius amplus cytochrome oxidase subunit I (COI) gene, partial cds; mitochondrial gene for mitochondrial product
10266	22914	36124	1.48	1.8E-01	X63440.1	NT	M.musculus mRNA for P19-protein tyrosine phosphatase
10533	23230	36465	3.08	1.8E-01	X77336.1	NT	A.thaliana mRNA for ribonucleotide reductase R2
10577	23272	36508	7.28	1.8E-01	U38908.1	NT	Bacteriophage r11 integrase, repressor protein (ro), dUTPase, holin and lysin genes, complete cds
10637	19644	32689	2.61	1.8E-01	AB018561.1	NT	Citriullus lanatus mRNA for wus, complete cds
10637	19644	32690	2.61	1.8E-01	AB018561.1	NT	Citriullus lanatus mRNA for wus, complete cds
10638	23329	36567	5.69	1.8E-01	AF019107.1	NT	Dicotylestem discoidium unknown (DG1041) gene, complete cds
10942	23621	36870	2.64	1.8E-01	M59257.1	NT	Human carcinoembryonic antigen (CEA) gene, exon 4
11439	23206	36438	4.04	1.8E-01	X57033.1	NT	B.taurus mRNA for potassium channel
11767	24356	37691	3.45	1.8E-01	8394421	NT	Rattus norvegicus Thromboxane receptor (Tbx2r), mRNA
11967	24514		1.59	1.8E-01	10086561	NT	Bovine ephemeral fever virus, complete genome
12025	24553	31111	2.04	1.8E-01	BF348623.1	EST_HUMAN	602019928F1 NCI_CGAP_Bim67 Homo sapiens cDNA clone IMAGE:4155318 5'
12476	24839		3.28	1.8E-01	Q86682	SWISSPROT	DNA TERMINAL PROTEIN (BELLETT PROTEIN) (PTP PROTEIN)
12585	24908		1.91	1.8E-01	R24494.1	EST_HUMAN	Yn48h10.r1 Soares placenta NbZFP Homo sapiens cDNA clone IMAGE:133027 5'
12628	24931		2.3	1.8E-01	Y11114.1	NT	E.dispar mRNA for hexokinase (hxk1)
12745	25324		1.61	1.8E-01	X106635.1	NT	Rattus norvegicus CaBP9k gene
563	13345	25972	1.57	1.7E-01	BE385164.1	EST_HUMAN	601274604F1 NIH_MGC_20 Homo sapiens cDNA clone IMAGE:3615768 5'
787	13559	26221	2.32	1.7E-01	X53330.1	NT	P.dumerill histone gene cluster for core histones H2A, H2B, H3 and H4
841	13708		2.21	1.7E-01	P35816	SWISSPROT	NEUROFILAMENT TRIPLET L PROTEIN (NEUROFILAMENT LIGHT POLYPEPTIDE) (NF-L)
1036	13796	26455	1.89	1.7E-01	AF081810.1	NT	Lymantria dispar nucleopolyhedrovirus, complete genome
1036	13796	26456	1.89	1.7E-01	AF081810.1	NT	Lymantria dispar nucleopolyhedrovirus, complete genome
1974	14710		2.5	1.7E-01	AF256051.1	NT	Homo sapiens BNIIP3H (BNIIP3H) gene, complete cds; nuclear gene for mitochondrial product
2863	15631	28275	2.29	1.7E-01	AF000716.1	NT	Vibrio cholerae hypoxanthine phosphoribosyltransferase (hpt) gene, partial cds, hemagglutinin/protease regulatory protein (hapR) gene, complete cds, and YRAL VIBCO gene, partial cds

Table 4

Single Exon Probes Expressed in Brain

Probe SEQ ID NO:	Exon SEQ ID NO:	ORF SEQ ID NO:	Expression Signal	Most Similar (Top) Hit BLAST E Value	Top Hit Accession No.	Top Hit Database Source	Top Hit Descriptor
2863	15631	28276	2.29	1.7E-01	AF000716.1	NT	Vibrio cholerae hypoxanthine phosphoribosyltransferase (hpt) gene, partial cds, hemagglutinin/protease regulatory protein (hapR) gene, complete cds, and YRAL VIBCO gene, partial cds
2927	15693	28338	1.55	1.7E-01	AA336809.1	EST_HUMAN	EST41681 Endometrial tumor Homo sapiens cDNA 5' end
2995	15761	28409	1.33	1.7E-01	AJ238736.1	NT	Naja naja atra ctk-1 gene, exons 1-3
2995	15761	28410	1.33	1.7E-01	AJ238736.1	NT	Naja naja atra ctk-1 gene, exons 1-3
3103	16868	28508	1.24	1.7E-01	AF081514.1	NT	Taxus canadensis geranylgeranyl diphosphate synthase mRNA, complete cds
3439	16195	28845	1.74	1.7E-01	AJ269505.1	NT	Anabaena sp. ORF4 (partial), ORF3, ORF2, ORF1, adpA gene, adpB gene, adpC gene, adpD gene, adpE gene and adpF gene
3695	16348	28989	1.04	1.7E-01	AJ224877.1	NT	Homo sapiens hsp1 gene, complete CDS
3616	16369		0.92	1.7E-01	5031886	NT	Homo sapiens LIM domain-containing preferred translocation partner in lipoma (LPP) mRNA
3918	16668	29308	4.84	1.7E-01	AJ236377.1	NT	Homo sapiens derivative 11 breakpoint fragment partial intron 10 of the ALL-1/MLL/HRX gene fused to intron 5 of the AF-4/FEL gene
4522	17257		1.69	1.7E-01	X52936.1	NT	Schistosoma gregaria alpha repetitive DNA
4787	17518	30140	1.08	1.7E-01	AJ247695.1	EST_HUMAN	q157c09.x1 Soares fetal_liver_spleen_INFLS_S1 Homo sapiens cDNA clone IMAGE:1848908 3' similar to contains ORF.b1 OFR repetitive element ;
5054	17773		1.11	1.7E-01	AF072725.1	NT	Zea mays starch branching enzyme IIb (ae) gene, complete cds
5122	17840	30486	0.75	1.7E-01	D37951.1	NT	Rattus norvegicus mRNA for MIBP1 (c-myc intron binding protein 1), complete cds
5323	18126	30785	2	1.7E-01	AA470686.1	EST_HUMAN	ne13a02.s1 NCL_CGAP_Cc3 Homo sapiens cDNA clone IMAGE:881086 3' similar to gb:M17886 60S ACIDIC RIBOSOMAL PROTEIN P1 (HUMAN);
5323	18126	30786	2	1.7E-01	AA470686.1	EST_HUMAN	ne13a02.s1 NCL_CGAP_Cc3 Homo sapiens cDNA clone IMAGE:881066 3' similar to gb:M17886 60S ACIDIC RIBOSOMAL PROTEIN P1 (HUMAN);
5506	18304	31205	0.62	1.7E-01	U43599.1	NT	Brugia pahangi microfilarial sheath protein SHP3 (shp3) gene, complete cds
6237	19011	31986	13.23	1.7E-01	H72118.1	EST_HUMAN	ys02g06.s1 Soares fetal liver spleen INFLS Homo sapiens cDNA clone IMAGE:219658 3'
6293	19066	32048	0.97	1.7E-01	AJ370976.1	EST_HUMAN	ta29c11.x1 Soares fetal_lung_NbHL19W Homo sapiens cDNA clone IMAGE:2045492 3'
6293	19066	32049	0.97	1.7E-01	AJ370976.1	EST_HUMAN	ta29c11.x1 Soares fetal_lung_NbHL19W Homo sapiens cDNA clone IMAGE:2045492 3'
6753	17922	30557	0.65	1.7E-01	BE300286.1	EST_HUMAN	6008440677.1 NIH_MGC_17 Homo sapiens cDNA clone IMAGE:2960248 3'
6780	18524		2.28	1.7E-01	AF028552.3	NT	Mesocricetus auratus ovalucifer precursor (OV) gene, complete cds
6902	18640		0.88	1.7E-01	Z32910.1	NT	Homo sapiens HFE gene
7120	19808	32874	1.1	1.7E-01	AF000422.1	NT	Escherichia coli O157:H7 genomic DNA, Sakai-VT2 prophage inserted region
7197	19883	32957	8.8	1.7E-01	BE734179.1	EST_HUMAN	601569022F1 NIH_MGC_21 Homo sapiens cDNA clone IMAGE:3843964 5'
7390	20060	33139	1.37	1.7E-01	P16724	SWISSPROT	PROBABLE PROCESSING AND TRANSPORT PROTEIN UL58 (HFLF0 PROTEIN)
7396	25112	33153	0.71	1.7E-01	Q01955	SWISSPROT	COLLAGEN ALPHA 3(IV) CHAIN PRECURSOR
7760	20456	33580	1.32	1.7E-01	AF000573.1	NT	Homo sapiens homogenisate 1,2-dioxygenase gene, complete cds

Page 98 of 536  
Table 4  
Single Exon Probes Expressed in Brain

Probe SEQ ID NO:	Exon SEQ ID NO:	ORF SEQ ID NO:	Expression Signal	Most Similar (Top) Hit BLAST E Value	Top Hit Accession No.	Top Hit Database Source	Top Hit Descriptor
7863	20568	33694	0.62	1.7E-01	AF150669.1	NT	Pseudomonas putida long-chain-fatty-acid-CoA ligase (fadD) gene, complete cds
8175	20869	34001	6.19	1.7E-01	7706426	NT	Homo sapiens cleavage and polyadenylation specificity factor 3, 73kD subunit (CPSF3), mRNA
8175	20869	34002	6.18	1.7E-01	7706426	NT	Homo sapiens cleavage and polyadenylation specificity factor 3, 73kD subunit (CPSF3), mRNA
8598	21290	34431	0.47	1.7E-01	AW992873.1	EST_HUMAN	RC2-BN0032-120200-011-a10 BN0032 Homo sapiens cDNA
8628	21320	34482	2.09	1.7E-01	D00384.1	NT	Rat (SHR strain) SX1 gene
8743	21435	34580	0.75	1.7E-01	AF217413.1	NT	Homo sapiens neuroigin 3 isoform gene, complete cds, alternatively spliced
8743	21435	34581	0.75	1.7E-01	AF217413.1	NT	Homo sapiens neuroigin 3 isoform gene, complete cds, alternatively spliced
9086	21755	34916	0.48	1.7E-01	BE263142.1	EST_HUMAN	601116872F1 NIH_MGC_16 Homo sapiens cDNA clone IMAGE:3357184 5'
9086	21755	34917	0.48	1.7E-01	BE263142.1	EST_HUMAN	601116872F1 NIH_MGC_16 Homo sapiens cDNA clone IMAGE:3357184 5'
9490	22143	35323	7.85	1.7E-01	AP001508.1	NT	Bacillus halodurans genomic DNA, section 2/14
9597	22250	35435	0.51	1.7E-01	AW977455.1	EST_HUMAN	EST389564 MAGe resequences, MAGO Homo sapiens cDNA
9597	22250	35436	0.61	1.7E-01	AW977455.1	EST_HUMAN	EST389564 MAGe resequences, MAGO Homo sapiens cDNA
9615	22268	35455	3.14	1.7E-01	U16286.1	NT	Human class IV alcohol dehydrogenase (ADH7) gene, exon 3
9708	22359	35555	0.63	1.7E-01	AJ251749.1	NT	Drosophila melanogaster mRNA for serine protease inhibitor (serpin-6), (sp6 gene)
10133	22781		2.4	1.7E-01	AL163284.2	NT	Homo sapiens chromosome 21 segment HS21C084
10293	22940	36154	1.4	1.7E-01	11427203	NT	Homo sapiens solute carrier family 7 (cationic amino acid transporter, y+ system), member 2 (SLC7A2), mRNA
10295	22942	36156	1.72	1.7E-01	AA627972.1	EST_HUMAN	ntq60e07.s1 NCI_CGAP_Cc9 Homo sapiens cDNA clone IMAGE:1148282 3' similar to gb.L28081 TRANSFORMING PROTEIN RHOC (HUMAN):
10501	23147		0.45	1.7E-01	AL161542.2	NT	Arabidopsis thaliana DNA chromosome 4, contig fragment No. 42
10579	23274	36511	8.78	1.7E-01	BE390835.1	EST_HUMAN	601288547F1 NIH_MGC_44 Homo sapiens cDNA clone IMAGE:3613258 5'
10709	23398	36637	2.65	1.7E-01	AA814917.1	EST_HUMAN	af43a03.s1 NCI_CGAP_CNS1 Homo sapiens cDNA clone IMAGE:1426924 3'
11055	23725	36935	9.13	1.7E-01	7106300	NT	Mus musculus adenomatosis polyposis coli binding protein Eb1 (Eb1), mRNA
11055	23725	36936	9.13	1.7E-01	7106300	NT	Mus musculus adenomatosis polyposis coli binding protein Eb1 (Eb1), mRNA
11146	23813	37096	1.62	1.7E-01	Y08391.1	NT	S.pombe pap1+ gene
11348	24038	37341	1.69	1.7E-01	AA883375.1	EST_HUMAN	el45f09.s1 Sceres_NFL_T_GBC_S1 Homo sapiens cDNA clone IMAGE:1460297 3'
11712	24307		1.83	1.7E-01	P16272	SWISSPROT	AMP NUCLEOSIDASE
11746	24337	37683	1.62	1.7E-01	P55899	SWISSPROT	IGG RECEPTOR FCRN LARGE SUBUNIT P51 PRECURSOR (FCRN) (NEONATAL FC RECEPTOR) (IGG FC FRAGMENT RECEPTOR TRANSPORTER, ALPHA CHAIN)
11746	24337	37684	1.62	1.7E-01	P55899	SWISSPROT	IGG RECEPTOR FCRN LARGE SUBUNIT P51 PRECURSOR (FCRN) (NEONATAL FC RECEPTOR) (IGG FC FRAGMENT RECEPTOR TRANSPORTER, ALPHA CHAIN)
11874	24453	37799	2.62	1.7E-01	11418157	NT	Homo sapiens calcium channel, voltage-dependent, alpha 1I subunit (CAONA1I), mRNA
12000	25320		1.95	1.7E-01	AL163278.2	NT	Homo sapiens chromosome 21 segment HS21C078



Page 99 of 536  
Table 4

Single Exon Probes Expressed In Brain

Probe SEQ ID NO:	Exon SEQ ID NO:	ORF SEQ ID NO:	Expression Signal	Most Similar (Top) Hit BLAST E Value	Top Hit Accession No.	Top Hit Database Source	Top Hit Descriptor
1288	25167		1.65	1.7E-01	AB24404.1	EST_HUMAN	bc6905.x1 NCI_CGAP_U1 Homo sapiens cDNA clone IMAGE:2274872 3' similar to gb:M73779 RETINOIC
12552	24889	30996	16.27	1.7E-01	U01317.1	NT	ACID RECEPTOR ALPHA-1 (HUMAN); Human beta globin region on chromosome 11
122	12940	26682	2.38	1.6E-01	AF217532.1	NT	Homo sapiens metakinsinase gene, exon 6 and 7
684	15518	26081	1.51	1.6E-01	R31497.1	EST_HUMAN	yt75f12.r1 Soares placenta Nb2HP Homo sapiens cDNA clone IMAGE:135589 5'
1483	14240	26927	1.16	1.6E-01	AA64863.1	EST_HUMAN	nt28412.st NCI_CGAP_Co11 Homo sapiens cDNA clone IMAGE:1014839 3'
1612	14268	26944	3.92	1.6E-01	AF298117.1	NT	Homo sapiens homeobox protein OTX2 gene, complete cds
1917	14654	27364	1.66	1.6E-01	PZ2063	SWISSPROT	AXONIN-1 PRECURSOR (AXONAL GLYCOPROTEIN TAG-1)
1977	14713		1.51	1.6E-01	U10334.1	NT	Crassostrea gigas RNA polymerase II largest subunit mRNA, partial cds
2383	15593	27844	1.36	1.6E-01	X94232.1	NT	H. sapiens mRNA for novel T-cell activation protein
2497	15214	27957	1.4	1.6E-01	AB037729.1	NT	Homo sapiens mRNA for KIAA1308 protein, partial cds
2894	15661	28307	10.17	1.6E-01	AF185589.1	NT	Homo sapiens cytochrome P450 3A4 (CYP3A4) gene, promoter region
2894	15661	28308	10.17	1.6E-01	AF185589.1	NT	Homo sapiens cytochrome P450 3A4 (CYP3A4) gene, promoter region
3624	16377	29018	1.21	1.6E-01	AJ003165.1	NT	Populus trichocarpa cv. Trichobel ABI3 gene
3824	16377	29019	1.21	1.6E-01	AJ003165.1	NT	Populus trichocarpa cv. Trichobel ABI3 gene
3982	16730		2.49	1.6E-01	AE004413.1	NT	Vibrio cholerae chromosome II, section 70 of 83 of the complete chromosome
4294	17033	29661	9.42	1.6E-01	AF179680.1	NT	Homo sapiens apelin gene, complete cds
4423	17159		3.07	1.6E-01	AW968601.1	EST_HUMAN	EST380677 MAGE resequences, MAGJ Homo sapiens cDNA
4431	17167		4.35	1.6E-01	6763319	NT	Mus musculus chaperonin subunit 3 (gamma) (Ccp3), mRNA
4869	17596	30219	0.7	1.6E-01	P40631	SWISSPROT	MICRONUCLEAR LINKER HISTONE POLYPROTEIN (MIC LH) [CONTAINS: LINKER HISTONE PROTEINS ALPHA, BETA, DELTA AND GAMMA]
4892	17619	30237	1.38	1.6E-01	AA08843.1	EST_HUMAN	z84h08.st Stratagene colon (#837204) Homo sapiens cDNA clone IMAGE:511361 3' similar to TR:E221956
4911	17639	30253	1.54	1.6E-01	AJ006356.1	NT	E221955 38,865 BP SEGMENT OF CHROMOSOME XIV. ; Lycopodium esculentum RsaI fragment 2, satellite region
4911	17639	30254	1.54	1.6E-01	AJ006356.1	NT	Lycopodium esculentum RsaI fragment 2, satellite region
5303	18108	30768	0.99	1.6E-01	L40608.1	NT	Plasmodium falciparum (strain Dd2) variant-specific surface protein (var-1) gene, complete cds
5435	18234	30947	2.95	1.6E-01	AW197496.1	EST_HUMAN	xm43f01.x1 NCI_CGAP_G08 Homo sapiens cDNA clone IMAGE:2686969 3' similar to TR:O75984 O75984
5435	18234	30948	2.95	1.6E-01	AW197496.1	EST_HUMAN	HYPOTHETICAL 127.6 KD PROTEIN ; HYPOTHETICAL 127.6 KD PROTEIN ; xm43f01.x1 NCI_CGAP_G08 Homo sapiens cDNA clone IMAGE:2686969 3' similar to TR:O75984 O75984
5447	18246	31134	2.15	1.6E-01	AF034716.1	NT	HYPOTHETICAL 127.6 KD PROTEIN ; Rattus norvegicus CCAA17enhancer binding protein epsilon (ebppe) gene, complete cds
5938	18720	31679	0.83	1.6E-01	BE925803.1	EST_HUMAN	RC3-BN0034-310800-113-h01 BN0034 Homo sapiens cDNA
6162	18939	31909	0.71	1.6E-01	BF163564.1	EST_HUMAN	601609726R1 NIH_MGC_18 Homo sapiens cDNA clone IMAGE:4040335 3'
6162	18939	31910	0.71	1.6E-01	BF163564.1	EST_HUMAN	601609726R1 NIH_MGC_18 Homo sapiens cDNA clone IMAGE:4040335 3'

Page 100 of 536  
Table 4  
Single Exon Probes Expressed In Brain

Probe SEQ ID NO:	Exon SEQ ID NO:	ORF SEQ ID NO:	Expression Signal	Most Similar (Top) Hit BLAST E Value	Top Hit Accession No.	Top Hit Database Source	Top Hit Descriptor
6334	19104	32092	2.37	1.6E-01	AL161588.2	NT	Arabidopsis thaliana DNA chromosome 4, contig fragment No. 84
6334	19104	32093	2.37	1.6E-01	AL161588.2	NT	Arabidopsis thaliana DNA chromosome 4, contig fragment No. 84
6885	19602	32641	0.55	1.6E-01	AA399047.1	EST_HUMAN	z189d04.r1 Soares_testis_NHT Homo sapiens cDNA clone IMAGE:729511 5'
6867	17944	30639	6.32	1.6E-01	AW291215.1	EST_HUMAN	UI-H.B12-agi-b-06-Q.UJ.s1 NCI_CGAP_Sub4 Homo sapiens cDNA clone IMAGE:2724418 3'
7878	20340	33453	1.68	1.6E-01	AW246359.1	EST_HUMAN	2822248.5prime NIH_MGC_7 Homo sapiens cDNA clone IMAGE:2822248 5'
7703	20366		0.74	1.6E-01	AU136525.1	EST_HUMAN	AUT36525 PLACE1 Homo sapiens cDNA clone PLACE1004466 5'
7788	20464	33689	1.81	1.6E-01	L49349.1	NT	Gonilla gorilla androgen receptor gene, partial exon
7924	20619		0.51	1.6E-01	BE244087.1	EST_HUMAN	TCBAP1E0607 Pediatric pre-B cell acute lymphoblastic leukemia Baylor-HGSC projectTCBA Homo sapiens cDNA clone TCBAP0607
8018	20713	33844	0.87	1.6E-01	U38243.1	NT	Bacteroides vulgatus beta-lactamase (ctxA) gene, complete cds and mobilization protein (mobA) gene, complete cds
8530	21222	34364	0.88	1.6E-01	Z99119.1	NT	Bacillus subtilis complete genome (section 16 of 21): from 2897771 to 3213410
8725	21417	34561	0.63	1.6E-01	R13673.1	EST_HUMAN	y60h08.r1 Soares Infant brain 1NIB Homo sapiens cDNA clone IMAGE:28873 5'
8831	21523		0.59	1.6E-01	L36861.1	NT	Homo sapiens guanylate cyclase activating protein (GCAP) gene exons 1-4, complete cds
8870	21561	34706	1.72	1.6E-01	Z49501.1	NT	S.cerevisiae chromosome X reading frame ORF_YJR001W
9009	21699		0.83	1.6E-01	AF111167.2	NT	Homo sapiens jun dimerization protein gene, partial cds; cfos gene, complete cds; and unknown gene
9551	22204		2.09	1.6E-01	BF375171.1	EST_HUMAN	RC3-ST0200-041199-011-h01 ST0200 Homo sapiens cDNA
9554	22207	35391	1.7	1.6E-01	Z49501.1	NT	S.cerevisiae chromosome X reading frame ORF_YJR001W
9589	22242		0.97	1.6E-01	BE155664.1	EST_HUMAN	PM2-HT0363-270100-004-F11 HT0363 Homo sapiens cDNA
10553	23249	36486	3.3	1.6E-01	AW850863.1	EST_HUMAN	IL3-CT0220-11199-028-G01 CT0220 Homo sapiens cDNA
10918	23598	36845	1.59	1.6E-01	O14647	SWISSPROT	CHROMODOMAIN-HELICASE-DNA-BINDING PROTEIN 2 (CHD-2)
10918	23598	36846	1.59	1.6E-01	O14647	SWISSPROT	CHROMODOMAIN-HELICASE-DNA-BINDING PROTEIN 2 (CHD-2)
10923	23603	36852	1.65	1.6E-01	BE259949.1	EST_HUMAN	601145793F1 NIH_MGC_19 Homo sapiens cDNA clone IMAGE:3161183 5'
11069	23729		4.28	1.6E-01	AF108084.1	NT	Plasmodium falciparum calcium-dependent protein kinase-3 (cckp3) gene, complete cds
11388	23994	37206	7.28	1.6E-01		NT	Mus musculus adaptor-related protein complex AP-1, beta 1 subunit (Ap1b1), mRNA
11706	24301		1.28	1.6E-01	BF527237.1	EST_HUMAN	602039468F2 NCI_CGAP_Bn67 Homo sapiens cDNA clone IMAGE:4177073 5'
11886	25331		1.64	1.6E-01	6879468	NT	Mus musculus protein kinase, cGMP-dependent, type II (Prkg2), mRNA
12002	24538	37273	5.28	1.6E-01	AV719585.1	EST_HUMAN	AV719585 GLC Homo sapiens cDNA clone GLCEMF07 5'
12292	24721	31052	1.72	1.6E-01	L14933.1	NT	Rat convertase PC5 mRNA, 5' end
12321	24740		1.5	1.6E-01	AW839711.1	EST_HUMAN	RC1-L.T0074-120200-014-h01_1.LT0074 Homo sapiens cDNA
12418	26149		287.76	1.6E-01	AE045310.1	NT	Cucumis sativus KS mRNA for ent-kaurene synthase, complete cds
12574	24901		2.4	1.6E-01	AK024496.1	NT	Homo sapiens mRNA for FLJ00104 protein, partial cds

Page 101 of 536  
Table 4  
Single Exon Probes Expressed in Brain

Probe SEQ ID NO:	Exon SEQ ID NO:	ORF SEQ ID NO:	Expression Signal	Most Similar (Top) Hit BLASTE Value	Top Hit Accession No.	Top Hit Database Source	Top Hit Descriptor
12661	24961		1.72	1.6E-01	AF287344.1	NT	Fuchsia hybrid cultivar Cju 94208 ribosomal protein S10 gene, partial cds; nuclear gene for mitochondrial product
12687	24973	30982	1.7	1.6E-01	9506522	NT	Rattus norvegicus chondroitin sulfate proteoglycan 6 (neuroglycan C) (Cspg6), mRNA
12796	26046		1.52	1.6E-01	BF672698.1	EST_HUMAN	602152004F1 NIH_MGC_81 Homo sapiens cDNA clone IMAGE:4293145 5'
241	13050	25689	1.4	1.5E-01	BE710087.1	EST_HUMAN	IL3-HT0619-040700-197-E05 HT0619 Homo sapiens cDNA
241	13050	25690	1.4	1.5E-01	BE710087.1	EST_HUMAN	IL3-HT0619-040700-197-E06 HT0619 Homo sapiens cDNA
673	16517		9.31	1.5E-01	AV711696.1	EST_HUMAN	AV711696 DCA Homo sapiens cDNA clone DCAADH06 5'
768	13539	26198	1.09	1.5E-01	AL163284.2	NT	Homo sapiens chromosome 21 segment HS21C084
1070	13828	26487	1.01	1.5E-01	AJ009735.1	NT	Cyprinus carpio mRNA for EGG522 myosin heavy chain, 3'UTR
1075	13833	26491	2.75	1.5E-01	AJ251885.1	NT	Homo sapiens partial SLC22A2 gene for organic cation transporter (OCT2), exon 1
1091	13849		1.42	1.5E-01	L36125.1	NT	Rattus norvegicus insulin-responsive glucose transporter (GLUT4) gene, 5' end
1194	13946	26610	0.82	1.5E-01	AW195516.1	EST_HUMAN	xn39d11.x1 NCI_CGAP_Kid11 Homo sapiens cDNA clone IMAGE:2696085 3'
1252	14001	26668	2.96	1.5E-01	D26595.1	NT	Human gene for dihydropyrimidinase, complete cds (exon 1-15)
1252	14001	26669	2.96	1.5E-01	D26595.1	NT	Human gene for dihydropyrimidinase, complete cds (exon 1-15)
1465	14212	26901	1.86	1.5E-01	AF117340.1	NT	Human gene for dihydropyrimidinase, complete cds (exon 1-15)
1901	14638	27347	1	1.5E-01	AW444451.1	EST_HUMAN	Mus musculus MAP kinase kinase 1 (Mkk1) mRNA, complete cds
2719	15423	28162	1.98	1.5E-01	BF695381.1	EST_HUMAN	UI-H-B13-aktb-b-09-0-J1.s1 NCI_CGAP_Sub5 Homo sapiens cDNA clone IMAGE:2733641 3'
2914	15680		1.15	1.5E-01	AW572516.1	EST_HUMAN	602083269F1 NIH_MGC_81 Homo sapiens cDNA clone IMAGE:4247537 5'
3048	15814	28459	0.74	1.5E-01	O78687	SWISSPROT	xw56a02.x2 NCI_CGAP_Pan1 Homo sapiens cDNA clone IMAGE:2831978 3' similar to gb:X55072_ma1
3347	16106	28781	5.06	1.5E-01	AA935049.1	EST_HUMAN	THYROID HORMONE RECEPTOR ALPHA-1 (HUMAN);
3361	16120	28777	0.82	1.5E-01	Z23104.1	NT	NADH-BIQUINONE OXIDOREDUCTASE CHAIN 4
3361	16120	28778	0.82	1.5E-01	Z23104.1	NT	oo68a05.s1 NCI_CGAP_GC4 Homo sapiens cDNA clone IMAGE:1671337 3' similar to gb:M11433
3738	16491	29126	2.11	1.5E-01	U09984.1	NT	RETINOL-BINDING PROTEIN I, CELLULAR (HUMAN);
3752	16504	29140	0.74	1.5E-01	7109358	NT	L.stagnalis mRNA for G protein-coupled receptor
3848	16699	29236	2.65	1.5E-01	AW665983.1	EST_HUMAN	L.stagnalis mRNA for G protein-coupled receptor
4028	16773	29405	1.1	1.5E-01	AW366669.1	EST_HUMAN	Mus musculus ICR/Swiss glyceraldehyde 3-phosphate dehydrogenase (Gapd-S) gene, complete cds
4161	16901	28530	8.35	1.5E-01	AL163284.2	NT	Homo sapiens pyruvate dehydrogenase kinase, isoenzyme 1 (PDK1), nuclear gene encoding mitochondrial protein, mRNA
4876	17410	30046	1.57	1.5E-01	BF687665.1	EST_HUMAN	h110f06.x1 Scarses_NFL_I_GBC_S1 Homo sapiens cDNA clone IMAGE:2981411 3'
4703	15423	28162	1.92	1.5E-01	BF695381.1	EST_HUMAN	RC2-HT0149-191098-012-c09 HT0149 Homo sapiens cDNA
5132	17850	30467	1.55	1.5E-01	Z72808.1	NT	Homo sapiens chromosome 21 segment HS21C084
							602067192F1 NIH_MGC_57 Homo sapiens cDNA clone IMAGE:4068223 5'
							602083269F1 NIH_MGC_81 Homo sapiens cDNA clone IMAGE:4247537 5'
							S.cerevisiae chromosome VII reading frame ORF YGL086w

Page 102 of 536  
Table 4  
Single Exon Probes Expressed in Brain

Probe SEQ ID NO:	Exon SEQ ID NO:	ORF SEQ ID NO:	Expression Signal	Most Similar (Top) Hit BLAST E Value	Top Hit Accession No.	Top Hit Database Source	Top Hit Descriptor
5145	17864	30480	1.05	1.5E-01	AF056313.1	NT	Morone saxatilis gonadotropin-releasing hormone type II gene, complete cds
5175	17884	30499	2.16	1.5E-01	P07996	SWISSPROT	THROMBOSPONDIN 1 PRECURSOR
5203	18011	30632	1.15	1.5E-01	AF266652.1	NT	Callinix crocodilus MHC class II beta chain (hclIbeta) gene, complete cds
5245	18051		6.92	1.5E-01	P15196	SWISSPROT	SEX HORMONE-BINDING GLOBULIN PRECURSOR (SHBG) (SEX STEROID-BINDING PROTEIN) (ABP)
5451	18250	31139	5.08	1.5E-01	AW850754.1	EST_HUMAN	IL3-CT0219-160200-064-F10 CT0219 Homo sapiens cDNA
5492	18291	31188	8.42	1.5E-01	U65016.1	NT	Mus musculus transforming growth factor alpha (TGfa) mRNA, complete cds
5492	18291	31189	8.42	1.5E-01	U65016.1	NT	Mus musculus transforming growth factor alpha (TGfa) mRNA, complete cds
5915	18700	31653	3.09	1.5E-01	6753659	NT	Mus musculus DNA methyltransferase 2 (Dnmt2), mRNA
5916	18700	31654	3.09	1.5E-01	6753659	NT	Mus musculus DNA methyltransferase 2 (Dnmt2), mRNA
5952	18734	31693	1.93	1.5E-01	AJ276305.1	NT	Mus musculus genomic fragment, 279 Kb, chromosome 7
6102	18880	31847	3.1	1.5E-01	BE727658.1	EST_HUMAN	601564322F1 NIH_MGC_20 Homo sapiens cDNA clone IMAGE:3833981 5'
6162	18929		1.77	1.5E-01	4508396	NT	Homo sapiens RAD64 (S.cerevisiae)-like (RAD64L) mRNA
6281	19025	31989	2.09	1.5E-01	AF134907.1	NT	Influenza B virus (B/Nanchang/480/94) NB protein gene, complete cds; and neuraminidase gene, partial cds
6409	25089	32176	2.21	1.5E-01	AE007038.1	NT	Archaeoglobus fulgidus section 68 of 172 of the complete genome
6437	19205	32201	4.99	1.5E-01	11417236	NT	Homo sapiens chromosome 5 open reading frame 3 (C5ORF3), mRNA
6448	19216	32214	1.95	1.5E-01	P48508	SWISSPROT	GLUTAMATE--CYSTEINE LIGASE REGULATORY SUBUNIT (GAMMA-GLUTAMYL-CYSTEINE SYNTHETASE) (GAMMA-ECS) (GCS LIGHT CHAIN)
6493	19259	32260	2.35	1.5E-01	Q28462	SWISSPROT	AMELOGENIN
6595	19348	32361	1.25	1.5E-01	AA714760.1	EST_HUMAN	hw30d10.s1 NCL_CGAP_GCB0 Homo sapiens cDNA clone IMAGE:1241871 3'
6812	19375	32389	1.66	1.5E-01	P30143	SWISSPROT	HYPOTHETICAL 51.7 KD PROTEIN IN THRC-TALB INTERGENIC REGION (ORF8)
6882	17958	30554	6.82	1.5E-01	AW970295.1	EST_HUMAN	EST382376 IMAGE resequences, MAGK Homo sapiens cDNA
6918	25102		0.79	1.5E-01	AA811545.1	EST_HUMAN	db73f02.s1 NCL_CGAP_GCB1 Homo sapiens cDNA clone IMAGE:1337019 3' similar to contains element LTR2 repetitive element:
7115	19803		2.07	1.5E-01	AF210842.1	NT	Homo sapiens HARP (HARP) gene, exon 17 and complete cds
7290	19973	33051	2.96	1.5E-01	A1973197.1	EST_HUMAN	wr52c08.x1 NCL_CGAP_UH1 Homo sapiens cDNA clone IMAGE:2491310 3'
7490	20162	33254	2.04	1.5E-01	AF299073.1	NT	Bos taurus Niemann-Pick type C1 disease protein (NPC1) mRNA, complete cds
7490	20162	33256	2.04	1.5E-01	AF299073.1	NT	Bos taurus Niemann-Pick type C1 disease protein (NPC1) mRNA, complete cds
7499	20171	33262	2.04	1.5E-01	AW500611.1	EST_HUMAN	UIHF-BND-akk-d-05-Q-U1.r1 NIH_MGC_50 Homo sapiens cDNA clone IMAGE:3077409 6'
7499	20171	33263	2.04	1.5E-01	AW500611.1	EST_HUMAN	UIHF-BND-akk-d-05-Q-U1.r1 NIH_MGC_50 Homo sapiens cDNA clone IMAGE:3077409 5'
7640	20305	33414	0.81	1.5E-01	U46560.1	NT	Saccharomyces cerevisiae weak multicopy suppressor of los1-1 (SOL3) gene, complete cds
7957	20652	33775	0.96	1.5E-01	P21903	SWISSPROT	MEROZOITE RECEPTOR PK68 PRECURSOR (68 KD PROTECTIVE MINOR SURFACE ANTIGEN)

Page 103 of 536  
Table 4  
Single Exon Probes Expressed in Brain

Probe SEQ ID NO:	Exon SEQ ID NO:	ORF SEQ ID NO:	Expression Signal	Most Similar (Top) Hit BLAST E Value	Top Hit Accession No.	Top Hit Database Source	Top Hit Descriptor
8118	20812	33947	1.13	1.5E-01	AA970317.1	EST_HUMAN	cc85g12.s1 NCL_CGAP_Ki65 Homo sapiens cDNA clone IMAGE:1573030 3' similar to gb:M26062 INTERLEUKIN-2 RECEPTOR BETA CHAIN PRECURSOR (HUMAN);
8211	20805		0.95	1.5E-01	BE884799.1	EST_HUMAN	801510523F1 NIH_MGC_71 Homo sapiens cDNA clone IMAGE:3912004 5'
8299	20893		11.54	1.5E-01	C16800.1	EST_HUMAN	C16800 Clontech human aorta polyA+ mRNA (#8672) Homo sapiens cDNA clone GEN-629H09 6'
8332	21025	34162	1.6	1.5E-01	L27835.1	NT	P angasiacodon gigas growth hormone (GH) mRNA, complete cds
8491	21183	34325	1.65	1.5E-01	D84476.1	NT	Homo sapiens mRNA for ASK1, complete cds
8512	21204		0.71	1.5E-01	P43446	SWISSPROT	WNT-10A PROTEIN PRECURSOR
8737	21429	34575	1.16	1.5E-01	4501972	NT	Homo sapiens adaptor-related protein complex 1, beta 1 subunit (ADTB1), mRNA
9002	21692	34842	2.88	1.5E-01	N74226.1	EST_HUMAN	z85906.s1 Soares fetal liver spleen 1NFLS Homo sapiens cDNA clone IMAGE:296866 3' similar to PIR:S44443 S44443 RAD23 protein homolog 2 - human ;
9092	21781	34945	1	1.5E-01	BF585465.1	EST_HUMAN	GVO000404 Human Psoriasis Differential Display Homo sapiens cDNA
9100	21788		2.3	1.5E-01	AV754819.1	EST_HUMAN	AV754819 TP Homo sapiens cDNA clone TPAAHB12 5'
9305	21972		0.74	1.5E-01	AU130007.1	EST_HUMAN	AU130007 NT2RP3 Homo sapiens cDNA clone NT2RP3000080 5'
9363	20424	33543	7.32	1.5E-01	U00455.1	NT	Acipenser transmontano vitellogenin mRNA, partial cds
9717	22368	35588	0.53	1.5E-01	M77144.1	NT	Human type II 3-beta hydroxysteroid dehydrogenase/ 5-delta - 4-delta isomerase gene, complete cds
9821	22472	35674	7.51	1.5E-01	AF007570.1	NT	Aplysia californica carboxypeptidase D mRNA, complete cds
9821	22472	35675	7.61	1.5E-01	AF007570.1	NT	Aplysia californica carboxypeptidase D mRNA, complete cds
10103	22751	35985	2.92	1.5E-01	X98852.1	NT	P.lentusculus mRNA for integrin beta subunit
10207	22855	36070	2.16	1.5E-01	A1814046.1	EST_HUMAN	wk53h12.x1 NCL_CGAP_Pr22 Homo sapiens cDNA clone IMAGE:2419175 3' similar to gb:M27608 BETA GALACTOSIDASE-RELATED PROTEIN PRECURSOR (HUMAN);
10207	22855	36071	2.16	1.5E-01	A1814046.1	EST_HUMAN	wk53h12.x1 NCL_CGAP_Pr22 Homo sapiens cDNA clone IMAGE:2419175 3' similar to gb:M27608 BETA GALACTOSIDASE-RELATED PROTEIN PRECURSOR (HUMAN);
10285	22933	36148	2.01	1.5E-01	U40892.1	NT	Danio rerio transcription factor Pax9b (Pax9) mRNA, complete cds
10438	23084	36311	1.43	1.5E-01	AJ011984.1	NT	Glaiviceps purpurea ps1 gene
10438	23084	36312	1.43	1.5E-01	AJ011984.1	NT	Glaiviceps purpurea ps1 gene
10595	23289	36526	1.62	1.5E-01	BE088492.1	EST_HUMAN	CM2-BT0688-210300-122-f11 BT0688 Homo sapiens cDNA
10595	23289	36527	1.62	1.5E-01	BE088492.1	EST_HUMAN	CM2-BT0688-210300-122-f11 BT0688 Homo sapiens cDNA
10726	23414	36654	7.31	1.5E-01	AL163280.2	NT	Homo sapiens chromosome 21 segment HS21C080
10726	23414	36655	7.31	1.5E-01	AL163280.2	NT	Homo sapiens chromosome 21 segment HS21C080
10890	23576		1.7	1.5E-01	AB042975.1	NT	Sus scrofa CYP51 gene for lanosterol 14 alpha-demethylase, exon 1
11012	23684	36944	1.6	1.5E-01	AW841915.1	EST_HUMAN	IL5-CN0024-030300-025-D04 CN0024 Homo sapiens cDNA
11057	23727	36999	1.95	1.5E-01	AA425488.1	EST_HUMAN	zwa4d02.r1 Soares_tetal_fetus_Nb2HF8_9w Homo sapiens cDNA clone IMAGE:773091 5' similar to contains element MER22 repetitive element ;

Page 104 of 536  
Table 4

Single Exon Probes Expressed In Brain

Probe SEQ ID NO:	Exon SEQ ID NO:	ORF SEQ ID NO:	Expression Signal	Most Similar (Top) Hit BLAST E Value	Top Hit Accession No.	Top Hit Database Source	Top Hit Descriptor
11119	19973	33051	1.66	1.5E-01	AI973167.1	EST_HUMAN	wr52c08.x1 NCL_CGAP_U1 Homo sapiens cDNA clone IMAGE:2491310 3'
11825	24222		1.66	1.5E-01	AI193704.1	EST_HUMAN	qe72e01.x1 Soares fetal liver spleen 1NFLS Homo sapiens cDNA clone IMAGE:1744536 3' similar to
11969	26202		11.07	1.6E-01	BF700892.1	EST_HUMAN	gb:M17887 60S ACIDIC RIBOSOMAL PROTEIN P2 (HUMAN);
12320	24739		1.37	1.5E-01	AF030358.2	NT	S02128753F1 NIH_MGC_56 Homo sapiens cDNA clone IMAGE:4285549 5'
12324	24743		1.77	1.5E-01	AJ238332.1	NT	Rafus nonvegicus chemokine CX3C mRNA, complete cds
12369	24771		5.35	1.5E-01	AB026898.1	NT	Mus musculus mRNA for death inducer-obliterat-1 (Dio-1)
12385	25220		9.97	1.5E-01	R83077.1	EST_HUMAN	Homo sapiens DNA, DLEC1 to ORCTL4 gene region, section 1/2 (DLEC1, ORCTL3, ORCTL4 genes, complete cds)
12472	25241		2.63	1.5E-01	AV741272.1	EST_HUMAN	yp87a04.r1 Soares fetal liver spleen 1NFLS Homo sapiens cDNA clone IMAGE:194430 5'
12573	25150	30897	9.2	1.5E-01	AL139074.2	EST_HUMAN	AV741272 CB Homo sapiens cDNA clone CBDAGD04 5'
12783	25036	30965	1.89	1.9E-01	AJ276242.1	NT	Campylobacter jejuni NCTC11168 complete genome; segment 1/6
292	13098		1.72	1.4E-01	AF008683.1	NT	Sus scrofa mRNA for sodium iodide symporter
890	13659		3.82	1.4E-01	D78638.1	NT	Homo sapiens T cell receptor beta locus, TCRBV85SP to TCRBV21S2A2 region
1236	13985		2.48	1.4E-01	T81864.1	EST_HUMAN	Xenopus laevis mRNA for DNA (cytosine-5-methyltransferase, complete cds
1742	14484		1.5	1.4E-01	6879880	NT	yd54c01.s1 Soares fetal liver spleen 1NFLS Homo sapiens cDNA clone IMAGE:112032 3'
1745	14487	27186	1.71	1.4E-01	AE001710.1	NT	Mus musculus growth differentiation factor 5 (Gdf5), mRNA
1698	14635		0.98	1.4E-01	AW135741.1	EST_HUMAN	Thermotoga maritima section 22 of 136 of the complete genome
1978	14714		9.33	1.4E-01	AA720615.1	EST_HUMAN	UH-H-Bf1-act-4-09-0-U1.s1 NCL_CGAP_Sub3 Homo sapiens cDNA clone IMAGE:2714009 3'
2478	15196	27935	1.38	1.4E-01	P30706	SWISSPROT	ny72d07.s1 NCL_CGAP_GCB1 Homo sapiens cDNA clone IMAGE:1289821 3'
2795	15500	28241	4.23	1.4E-01	AI833496.1	EST_HUMAN	GLYCEROL-3-PHOSPHATE ACYLTRANSFERASE PRECURSOR (GPAT)
3879	16629	28267	0.96	1.4E-01	R59232.1	EST_HUMAN	wmi74d01.x1 NCL_CGAP_U2 Homo sapiens cDNA clone IMAGE:2441665 3'
3879	16629	28267	0.96	1.4E-01	R59232.1	EST_HUMAN	yg97a03.r1 Soares infant brain 1NIB Homo sapiens cDNA clone IMAGE:41467 5'
4153	16895	29524	8.69	1.4E-01	AI699094.1	EST_HUMAN	yg97a03.r1 Soares infant brain 1NIB Homo sapiens cDNA clone IMAGE:41467 5'
4153	16895	29525	8.69	1.4E-01	AI699094.1	EST_HUMAN	yg97a03.r1 Soares infant brain 1NIB Homo sapiens cDNA clone IMAGE:41467 5'
4212	16983	29577	3.73	1.4E-01	AE001710.1	NT	bs66c02.x1 NCL_CGAP_Lu24 Homo sapiens cDNA clone IMAGE:2273570 3'
5014	17735	30342	0.94	1.4E-01	U12263.1	NT	bs66c02.x1 NCL_CGAP_Lu24 Homo sapiens cDNA clone IMAGE:2273570 3'
5223	18030	30656	5.48	1.4E-01	T80877.1	EST_HUMAN	Thermotoga maritima section 22 of 136 of the complete genome
5246	18052	30879	4.6	1.4E-01	AB004656.1	EST_HUMAN	Mus musculus transcription factor USF2 (USF2) gene, exons 8-10 and complete cds
5246	18052	30680	4.6	1.4E-01	AB004656.1	EST_HUMAN	ye15c11.s1 Striatogene lung (#837210) Homo sapiens cDNA clone IMAGE:117812 3'
6206	18980	31959	3	1.4E-01	BE326881.1	EST_HUMAN	Candida tropicalis DNA for mitochondrial NADP-linked isocitrate dehydrogenase, complete cds
6391	19160	32160	5.6	1.4E-01	AU117147.1	EST_HUMAN	hr67c02.x1 NCL_CGAP_Kid11 Homo sapiens cDNA clone IMAGE:3133538 3'
6391	19160	32161	5.6	1.4E-01	AU117147.1	EST_HUMAN	AU117147 HEMBA1 Homo sapiens cDNA clone HEMBA1000769 5'
6477	19244	32244	3.14	1.4E-01	AW082798.1	EST_HUMAN	AU117147 HEMBA1 Homo sapiens cDNA clone HEMBA1000769 5'
							xb71d12.x1 Soares_NFL_T_GBC_S1 Homo sapiens cDNA clone IMAGE:2681761 3'

Table 4

Single Exon Probes Expressed in Brain

Probe SEQ ID NO:	Exon SEQ ID NO:	ORF SEQ ID NO:	Expression Signal	Most Similar (Top) Hit BLAST E Value	Top Hit Accession No.	Top Hit Database Source	Top Hit Descriptor
6490	19267		1.84	1.4E-01	BE266536.1	EST_HUMAN	601193523F1 NIH_MGC_7 Homo sapiens cDNA clone IMAGE:3537581 5'
6509	19274	32275	2.45	1.4E-01	BF378533.1	EST_HUMAN	QV1-UJM0036-080300-103-409 UM0036 Homo sapiens cDNA
7026	19718		0.85	1.4E-01	AL118568.1	EST_HUMAN	DKFZP761A0910_1 761 (synonym: hamy2) Homo sapiens cDNA clone DKFZP761A0910 5'
7284	19967		1.51	1.4E-01	AW015373.1	EST_HUMAN	U1-H-B10-sat-c-09-Q-UJ.s1 NCI_CGAP_Sub1 Homo sapiens cDNA clone IMAGE:2710289 3'
7521	20192	33283	1.19	1.4E-01	U85645.1	NT	Oryctolagus cuniculus fructose 1,6-bisphosphate aldolase (AldB) gene, complete cds
7653	20317	33427	0.98	1.4E-01	AI305192.1	EST_HUMAN	q190b12.x1 Soares_NH-MIP_u_S1 Homo sapiens cDNA clone IMAGE:1879583 3'
8373	21068		1.23	1.4E-01	AV659047.1	EST_HUMAN	AV659047 GLC Homo sapiens cDNA clone GLCFSD6 3'
8683	21375		0.57	1.4E-01	AI436093.1	EST_HUMAN	tr92b12.x1 Soares_NSF_F8_9W_OT_PA_P_S1 Homo sapiens cDNA clone IMAGE:2126111 3' similar to TR:002710 002710 GAG POLYPROTEIN. ;
8811	21503	34650	4.18	1.4E-01	AA307073.1	EST_HUMAN	EST178192 Colon carcinoma (HCC) cell line Homo sapiens cDNA 5' end
8892	21583	34722	0.59	1.4E-01	AW023636.1	EST_HUMAN	df58b03.y1 Morton Fetal Cochlea Homo sapiens cDNA clone IMAGE:2487485 5'
9021	21711	34864	0.97	1.4E-01	R62746.1	EST_HUMAN	y110i05.r1 Soares_placenta Nb2HP Homo sapiens cDNA clone IMAGE:138873 5'
9021	21711	34865	0.97	1.4E-01	R62746.1	EST_HUMAN	y110i05.r1 Soares_placenta Nb2HP Homo sapiens cDNA clone IMAGE:138873 5'
9085	21774	34938	8.81	1.4E-01	BF310959.1	EST_HUMAN	601195465F1 NIH_MGC_19 Homo sapiens cDNA clone IMAGE:4124824 5'
9175	21845	35011	1.24	1.4E-01	W93411.1	EST_HUMAN	zd94a04.r1 Soares_fetal_heart_NbHH19W Homo sapiens cDNA clone IMAGE:357102 5' similar to contains element KER repetitive element;
9246	21925	35095	0.48	1.4E-01	X73293.1	NT	M.vannielii genes rpoH, rpoB and rpoA
9246	21926	35098	0.48	1.4E-01	X73293.1	NT	M.vannielii genes rpoH, rpoB and rpoA
9258	21937	35111	1.48	1.4E-01	Y10196.1	NT	Homo sapiens PHEX gene
9258	21937	35112	1.46	1.4E-01	Y10196.1	NT	Homo sapiens PHEX gene
9350	20421	33541	1.98	1.4E-01	AF121381.1	NT	Drosophila melanogaster signal transducing adaptor protein (STAM), serine threonine kinase 1a (TAL), and zinc finger protein (DNZ1) genes, complete cds
9704	22355	35551	0.97	1.4E-01	X66092.1	NT	C.perfringens ORF for putative membrane transport protein
9887	22537	35732	1.26	1.4E-01	AF023813.1	NT	Macromitrium levatum small ribosomal protein 4 (rps4) gene, chloroplast gene encoding chloroplast protein, partial cds
9988	22636	35846	0.56	1.4E-01	AW021908.1	EST_HUMAN	df29h08.y1 Morton Fetal Cochlea Homo sapiens cDNA clone IMAGE:2485094 5'
9988	22636	35847	0.56	1.4E-01	AW021908.1	EST_HUMAN	df29h08.y1 Morton Fetal Cochlea Homo sapiens cDNA clone IMAGE:2485094 5'
10157	22805	36022	0.81	1.4E-01	BF375285.1	EST_HUMAN	MR3-ST0218-211299-013-a08 ST0218 Homo sapiens cDNA
10157	22805	36023	0.81	1.4E-01	BF375285.1	EST_HUMAN	MR3-ST0218-211299-013-a08 ST0218 Homo sapiens cDNA
10360	23007		0.57	1.4E-01	T84293.1	EST_HUMAN	yd47d03.r1 Soares_fetal_liver spleen_1NFLS Homo sapiens cDNA clone IMAGE:111365 5'
10489	23145	36372	0.62	1.4E-01	Z99117.1	NT	Bacillus subtilis complete genome (section 14 of 21); from 2599451 to 2612870
10607	23301		1.64	1.4E-01	AA811480.1	EST_HUMAN	ca99a03.s1 NCI_CGAP_GCB1 Homo sapiens cDNA clone IMAGE:1320384 3'
10746	23433	36676	3.24	1.4E-01	R53400.1	EST_HUMAN	yf70c05.r1 Soares_breast_2NfHbSt Homo sapiens cDNA clone IMAGE:154088 5'
10954	23631	36879	1.31	1.4E-01	AW104982.1	EST_HUMAN	xd75e10.x1 Soares_NFL_T_GBC_S1 Homo sapiens cDNA clone IMAGE:2603274 3'

Page 106 of 536  
Table 4  
Single Exon Probes Expressed in Brain

Probe SEQ ID NO:	Exon SEQ ID NO:	ORF SEQ ID NO:	Expression Signal	Most Similar (Top) Hit BLAST E Value	Top Hit Accession No.	Top Hit Database Source	Top Hit Descriptor
11036	23707	36976	1.3	1.4E-01	T86102.1	EST_HUMAN	ye47g10.r1 Scarses fetal liver spleen 1NFLS Homo sapiens cDNA clone IMAGE:120930 5'
11036	23707	36976	1.3	1.4E-01	T86102.1	EST_HUMAN	ye47g10.r1 Scarses fetal liver spleen 1NFLS Homo sapiens cDNA clone IMAGE:120930 5'
11038	23709	36979	2.36	1.4E-01	P08648	SWISSPROT	INTEGRIN ALPHA-5 PRECURSOR (FIBRONECTIN RECEPTOR ALPHA SUBUNIT) (INTEGRIN ALPHA-F) (VLA-5) (CD49E)
11292	23824	37215	1.68	1.4E-01	X66092.1	NT	C.perfringens ORF for putative membrane transport protein
11301	19867		1.41	1.4E-01	AW015373.1	EST_HUMAN	UI-H-B10-sat-c-09-Q-U1.s1 NCI_CGAP_Sub1 Homo sapiens cDNA clone IMAGE:2710289 3'
11446	23213	36445	2.37	1.4E-01	U28760.1	NT	Borrelia burgdorferi glyceraldehyde-3-phosphate dehydrogenase (GAPDH), phosphoglycerate kinase (PGK), triosephosphate isomerase (TPI) genes, complete cds
11512	24112		1.82	1.4E-01	X52102.1	NT	M.musculus p16K gene for 16 kDa protein
11743	24335	37661	1.83	1.4E-01	AF146793.2	NT	Mus musculus neuromedin U precursor (Nmu) gene, partial cds; fPhLP (Tphlp) gene, partial cds; CLOCK (Clock) gene, complete cds; PFT27 (Pft27) gene, complete cds; and H5AR (H5ar) gene, complete cds
11827	24411	37747	1.31	1.4E-01	AW664572.1	EST_HUMAN	hi14h08.x1 NCI_CGAP_GU1 Homo sapiens cDNA clone IMAGE:2872319 3'
11827	24411	37748	1.31	1.4E-01	AW664572.1	EST_HUMAN	hi14h08.x1 NCI_CGAP_GU1 Homo sapiens cDNA clone IMAGE:2872319 3'
12213	25172	30904	1.98	1.4E-01	AB000890.1	NT	Ephydratia fluviatilis mRNA for aldolase, partial cds
12261	24706	31049	2.03	1.4E-01	X74773.1	NT	P.salina plasmid gene secY
12275	24714		2.2	1.4E-01	11968117	NT	Rattus norvegicus desmin (Des), mRNA
12318	26393		2.84	1.4E-01	BE513802.1	EST_HUMAN	601315638F1 NIH_MGC_8 Homo sapiens cDNA clone IMAGE:3634329 5'
12413	24794		1.35	1.4E-01	AF083221.1	NT	Fugu rubripes putative neurotransmitter receptors, YDR140w homolog, and glycylamide ribonucleotide transferase (GART) genes, complete cds
12426	24801		2.97	1.4E-01	D64004.1	NT	Synechocystis sp. PCC6803 complete genome, 23/27, 2888767-3002965
12500	26407		3.15	1.4E-01	P10447	SWISSPROT	TYROSINE-PROTEIN KINASE TRANSFORMING PROTEIN ABL
12708	25221		6.26	1.4E-01	D82983.1	NT	Mus musculus mRNA for prolidase, complete cds
12779	26033		2.37	1.4E-01	AW377998.1	EST_HUMAN	MRO-HT0208-221299-204-c08 HT0208 Homo sapiens cDNA
314	13118	25756	3.12	1.3E-01	4758467	NT	Homo sapiens G protein-coupled receptor 50 (GPR50) mRNA
314	13118	25757	3.12	1.3E-01	4758467	NT	Homo sapiens G protein-coupled receptor 50 (GPR50) mRNA
516	13300	25932	2.8	1.3E-01	AB013139.1	NT	Homo sapiens gene for NBS1, complete cds
621	13400	26035	1.05	1.3E-01	AJ277606.1	NT	Human calicivirus HU/NL/V/Girlington/93/UK RNA for capsid protein (ORF2), strain HU/NL/V/Girlington/93/UK
621	13400	26036	1.05	1.3E-01	AJ277606.1	NT	Human calicivirus HU/NL/V/Girlington/93/UK RNA for capsid protein (ORF2), strain HU/NL/V/Girlington/93/UK
824	13594	26264	0.92	1.3E-01	X53330.1	NT	P.dumetilli histone gene cluster for core histones H2A, H2B, H3 and H4
874	13643	26313	1.8	1.3E-01	AF139518.1	NT	Rattus norvegicus A-kinase anchor protein mRNA, complete cds
1005	13769	26425	1.31	1.3E-01	AL117078.1	NT	Botrytis cinerea strain T4 cDNA library under conditions of nitrogen deprivation



Page 107 of 536  
Table 4  
Single Exon Probes Expressed in Brain

Probe SEQ ID NO:	Exon SEQ ID NO:	ORF SEQ ID NO:	Expression Signal	Most Similar (Top) Hit BLAST E Value	Top Hit Accession No.	Top Hit Database Source	Top Hit Descriptor
1105	13852		2.8	1.3E-01	AL116285.1	NT	Botrytis cinerea strain T4 cDNA library under conditions of nitrogen deprivation
1193	13945	26809	1.13	1.3E-01	AV712467.1	EST_HUMAN	AV712467 DCA Homo sapiens cDNA clone DCAAFF05 5'
1425	14172		1.18	1.3E-01	AF146277.1	NT	Homo sapiens adapter protein CMS mRNA, complete cds
1850	14588	27303	0.97	1.3E-01	6680957	NT	Mus musculus procollagen, type XI, alpha 1 (Cα11a1), mRNA
1952	14687	27400	2.18	1.3E-01	AL117078.1	NT	Botrytis cinerea strain T4 cDNA library under conditions of nitrogen deprivation
2167	14896		1.22	1.3E-01	AJ243678.1	NT	Rhodospseudomonas acidophila pucB5, pucA5, pucB6, pucA6, pucB7, pucA7, pucB8, pucA8 and pucC genes and ORF151
2288	15013		1.2	1.3E-01	AW612104.1	EST_HUMAN	RC4-ST0173-191099-032-d12 ST0173 Homo sapiens cDNA
2379	15101		3.34	1.3E-01	AE001016.1	NT	Archaeoglobus fulgidus section 91 of 172 of the complete genome
2582	15306	28042	4.76	1.3E-01	M66918.1	NT	Carassius auratus keratin type I mRNA, complete cds
3065	15831	28474	1.01	1.3E-01	AL163207.2	NT	Homo sapiens chromosome 21 segment HS21C007
3443	16199	28549	0.98	1.3E-01	M21572.1	NT	Bovine branched chain alpha-keto acid dihydroxylase mRNA, complete cds
3969	16718		1.43	1.3E-01	AL161681.2	NT	Arabidopsis thaliana DNA chromosome 4, contig fragment No. 77
4117	16859		1.27	1.3E-01	AF020713.1	NT	Bacteriophage SPBc2 complete genome
4137	16879		4.24	1.3E-01	AW364341.1	EST_HUMAN	QV3-DT0018-081289-036-a03 DT0018 Homo sapiens cDNA
4145	16887	29518	2.03	1.3E-01	AF026805.1	NT	Schistosoma mansoni fructose biphosphate aldolase mRNA, complete cds
4163	16903	29532	18.52	1.3E-01	AW273741.1	EST_HUMAN	xv23f10.x1 Soares_NFL_T_GBC S1 Homo sapiens cDNA clone IMAGE:2813895 3'
4297	16998	29627	0.99	1.3E-01	AV752279.1	EST_HUMAN	AV752279 NPD Homo sapiens cDNA clone NPDAZE02 5'
4297	16998	29628	0.99	1.3E-01	AV752279.1	EST_HUMAN	AV752279 NPD Homo sapiens cDNA clone NPDAZE02 5'
4279	17018		12.76	1.3E-01	AL163280.2	NT	Homo sapiens chromosome 21 segment HS21C080
4445	17181	29806	0.77	1.3E-01	M21572.1	NT	Bovine branched chain alpha-keto acid dihydroxylase mRNA, complete cds
4497	17233	29863	2.68	1.3E-01	BE272399.1	EST_HUMAN	601126096F1 NIH_MGC_9 Homo sapiens cDNA clone IMAGE:2980063 5'
4863	17688		0.74	1.3E-01	BF091980.1	EST_HUMAN	RC4-TN0077-180900-012-c05 TN0077 Homo sapiens cDNA
5242	18048	30877	0.83	1.3E-01	AW468988.1	EST_HUMAN	ha07506.x1 NCI_CGAP_K1d12 Homo sapiens cDNA clone IMAGE:2872979 3' similar to contains L1.b1 L1 L1 repetitive element;
5278	18093	30739	2.23	1.3E-01	AW804417.1	EST_HUMAN	QV0-UM0093-100400-189-a06 UM0093 Homo sapiens cDNA
5414	18213		0.77	1.3E-01	AF107793.1	NT	Emricella nidulans DNA-dependent RNA polymerase II RPB140 (RPB2) gene, partial cds
5497	18295		0.75	1.3E-01	AF066860.1	NT	Hepatitis C virus 68_CL10 genome polyprotein gene, partial cds
5638	18433	31346	0.97	1.3E-01	BF210920.1	EST_HUMAN	602039637F2 NCI_CGAP_Brn67 Homo sapiens cDNA clone IMAGE:4101119 5'
5896	18681	31828	0.57	1.3E-01	BF527281.1	EST_HUMAN	602039637F2 NCI_CGAP_Brn67 Homo sapiens cDNA clone IMAGE:4177233 5'
5896	18681	31629	0.57	1.3E-01	BF527281.1	EST_HUMAN	602039637F2 NCI_CGAP_Brn67 Homo sapiens cDNA clone IMAGE:4177233 5'
6382	19161	32162	15.12	1.3E-01	AB031326.1	NT	Schizosaccharomyces pombe gene for Alp41, complete cds
6474	19241	32241	1.95	1.3E-01	X86891.1	NT	C.jacchus intron 4 of visual pigment gene (red allele)
6691	19609		0.75	1.3E-01	W26367.1	EST_HUMAN	26f3 Human retina cDNA randomly primed sublibrary Homo sapiens cDNA

Page 108 of 536  
Table 4

Single Exon Probes Expressed in Brain

Probe SEQ ID NO:	Exon SEQ ID NO:	ORF SEQ ID NO:	Expression Signal	Most Similar (Top Hit) BLAST E Value	Top Hit Accession No.	Top Hit Database Source	Top Hit Descriptor
6914	19651		0.99	1.3E-01	BF629560.1	EST_HUMAN	602044345F1 NCL_CGAP_Bim67 Homo sapiens cDNA clone IMAGE:4181866 5'
7162	19849		1.96	1.3E-01	H48664.1	EST_HUMAN	Yr33d02.r1 Soares fetal liver spleen cDNA clone IMAGE:207076 5'
7859	20554		0.88	1.3E-01	BE272339.1	EST_HUMAN	601126096F1 NIH_MGC_9 Homo sapiens cDNA clone IMAGE:2990063 5'
7873	20569	33694	1.34	1.3E-01	11423294	NT	Homo sapiens PRO0611 protein (PRO0611), mRNA
7902	20597	33727	1.17	1.3E-01	BF690522.1	EST_HUMAN	602167015T1 NIH_MGC_49 Homo sapiens cDNA clone IMAGE:4299074 3'
8136	20830		0.51	1.3E-01	BE562528.1	EST_HUMAN	601335928F1 NIH_MGC_44 Homo sapiens cDNA clone IMAGE:3689934 5'
8172	20866	33998	0.64	1.3E-01	11421556	NT	Homo sapiens TED protein (TED), mRNA
8243	20937		4.47	1.3E-01	Z74102.1	NT	S. cerevisiae chromosome IV reading frame ORF YDL054c
8285	20979		4.44	1.3E-01	8923919	NT	Homo sapiens core histone macroH2A2.2 (MACROH2A2), mRNA
8426	21119	34258	1.02	1.3E-01	BF690522.1	EST_HUMAN	602187016T1 NIH_MGC_49 Homo sapiens cDNA clone IMAGE:4299074 3'
8847	21538	34683	0.58	1.3E-01	R11172.1	EST_HUMAN	Yf99g11.r1 Soares fetal liver spleen cDNA clone IMAGE:4299074 3'
8847	21538	34684	0.58	1.3E-01	R11172.1	EST_HUMAN	Yf99g11.r1 Soares fetal liver spleen cDNA clone IMAGE:4299074 3'
9119	21807	34973	0.61	1.3E-01	11068003	NT	SP:RL2B_RAT P29316 60S RIBOSOMAL PROTEIN ;
9119	21807	34974	0.61	1.3E-01	11068003	NT	SP:RL2B_RAT P29316 60S RIBOSOMAL PROTEIN ;
9372	21947	35120	3.71	1.3E-01	AF023129.1	NT	Plutella xylostella granulovirus, complete genome
9671	22323		0.56	1.3E-01	N86948.1	EST_HUMAN	Plutella xylostella granulovirus, complete genome
9671	22323		0.56	1.3E-01	N86948.1	EST_HUMAN	Plutella xylostella granulovirus, complete genome
9951	22599		0.99	1.3E-01	8363940	NT	Plutella xylostella granulovirus, complete genome
10030	22678	35894	0.85	1.3E-01	AW851599.1	EST_HUMAN	Oryctolagus cuniculus H+K+ATPase alpha 2c subunit mRNA, complete cds
10291	26128	36151	1.1	1.3E-01	AL163246.2	NT	J7837F Human fetal heart, Lambda ZAP Express Homo sapiens cDNA clone J7837 5' similar to B-CELL RECEPTOR ASSOCIATED PROTEIN (BAP) 29
10423	23069	36290	0.64	1.3E-01	AU121237.1	EST_HUMAN	Rattus norvegicus peptidyl arginyl deiminase, type IV (PdI4), mRNA
10471	23117	36347	0.62	1.3E-01	AW247838.1	EST_HUMAN	Rattus norvegicus peptidyl arginyl deiminase, type IV (PdI4), mRNA
10528	23225		2.93	1.3E-01	BF330999.1	EST_HUMAN	MR2-CT0222-201099-001-e01 CT0222 Homo sapiens cDNA
10775	23458	36701	1.56	1.3E-01	H01883.1	EST_HUMAN	Homo sapiens chromosome 21 segment HS21C048
11039	23710	36980	1.33	1.3E-01	AF119117.1	NT	Homo sapiens chromosome 21 segment HS21C048
11216	23879		3.28	1.3E-01	6671745	NT	AU121237 HEMBB1 Homo sapiens cDNA clone HEMBB1002397 5'
11304	23963	37263	1.42	1.3E-01	BF677328.1	EST_HUMAN	2820637.3prfme NIH_MGC_7 Homo sapiens cDNA clone IMAGE:2820637 3'
11304	23963	37264	1.42	1.3E-01	BF677328.1	EST_HUMAN	MR4-B10358-130700-010-h08 BT0358 Homo sapiens cDNA
11589	24188	37504	4.28	1.3E-01	BE279449.1	EST_HUMAN	Yf32d09.r1 Soares placenta Nb2HP Homo sapiens cDNA clone IMAGE:150449 5'
11723	24317	37640	1.84	1.3E-01	BE619364.1	EST_HUMAN	Homo sapiens dopamine transporter (SLC6A3) gene, complete cds
11765	24346	37676	1.44	1.3E-01	BF663955.1	EST_HUMAN	Mus musculus coflin 2, muscla (Cofl2), mRNA
12114	24607	31088	1.37	1.3E-01	BE618346.1	EST_HUMAN	Mus musculus coflin 2, muscla (Cofl2), mRNA

Page 109 of 536  
Table 4  
Single Exon Probes Expressed in Brain

Probe SEQ ID NO:	Exon SEQ ID NO:	ORF SEQ ID NO:	Expression Signal	Most Similar (Top) Hit BLAST E Value	Top Hit Accession No.	Top Hit Database Source	Top Hit Descriptor
12247	24695		4.43	1.3E-01	AJ242790.1	NT	Gallus gallus sox1 gene for lymphotactin, exons 1-3
12274	24713		1.51	1.3E-01	Z13994.1	NT	R. norvegicus crp2 gene for cystatin related protein 2
12806	24915		1.43	1.3E-01	AB026828.1	NT	Ephyrafla fluviatilis mRNA for sALK-6, complete cds
12836	24936		2.26	1.3E-01	AW001114.1	EST_HUMAN	wu24409.x1 Soares_Dieckgraefe_colon_NHCD Homo sapiens cDNA clone IMAGE:2620877 3' similar to TR:O60287 KIAA0539 PROTEIN. ;
374	13199	26844	8.42	1.2E-01	AI421744.1	EST_HUMAN	ANNEXIN V (HUMAN);
415	12828		1.05	1.2E-01	U66912.1	NT	Dicystostellum discoideum ORF DG1016 gene, partial cds
534	13317		4.33	1.2E-01	AF039442.1	NT	Homo sapiens colon cancer antigen NY-CO-45 mRNA, partial cds
1366	14103	26778	3.22	1.2E-01	AU149146.1	EST_HUMAN	AU149146 NT2RM4 Homo sapiens cDNA clone NT2RM4001691 3'
1355	14103	26779	3.22	1.2E-01	AU149146.1	EST_HUMAN	AU149146 NT2RM4 Homo sapiens cDNA clone NT2RM4001691 3'
1362	14110		4.36	1.2E-01	AV735249.1	EST_HUMAN	AV735249 cda Homo sapiens cDNA clone cdaA.JB11 5'
1496	14243		1.23	1.2E-01	AA897474.1	EST_HUMAN	ak48e09.s1 Soares_NLF1_T_GBC_S1 Homo sapiens cDNA clone IMAGE:1460584 3' similar to TR:Q16871 Q16871 ANTI-MULLERIAN HORMONE TYPE II RECEPTOR PRECURSOR. ;
1627	14373	27062	1.28	1.2E-01	Q14934	SWISSPROT	NUCLEAR FACTOR OF ACTIVATED T-CELLS, CYTOPLASMIC 4 (T CELL TRANSCRIPTION FACTOR
1646	14382	27082	2.81	1.2E-01	AI285402.1	EST_HUMAN	NFAT3) (NF-ATC4) (NF-AT3)
1762	14504		20.17	1.2E-01	X89211.1	NT	q169f09.x1 NCI_CGAP_E_sc2 Homo sapiens cDNA clone IMAGE:1980553 3'
1813	14650		1.03	1.2E-01	AW449368.1	EST_HUMAN	H. sapiens DNA for endogenous retroviral like element
2181	14910	27642	1.75	1.2E-01	BF248490.1	EST_HUMAN	UI-H-B13-aki-e-10-Q.UJ.s1 NCI_CGAP_Sub5 Homo sapiens cDNA clone IMAGE:2734554 3'
2284	15009	27748	1.2	1.2E-01	AL163213.2	NT	601B21667F1 NIH_MGC_62 Homo sapiens cDNA clone IMAGE:4046224 5'
2697	15311	28047	1.49	1.2E-01	AW968556.1	EST_HUMAN	Homo sapiens chromosome 21 segment HS21C013
							QV3-BND0046-220300-129-f10 BN0046 Homo sapiens cDNA
							is18g07.x1 NCI_CGAP_Pan1 Homo sapiens cDNA clone IMAGE:2228988 3' similar to TR:Q14048 Q14048 COLLAGEN VI ALPHA-2 ALTERNATIVE C-TERMINAL DOMAIN. [1] ;contains element PTR5 repetitive element;
2731	15438	28176	1.12	1.2E-01	AI823388.1	EST_HUMAN	
2847	15615	28262	1.3	1.2E-01	U18018.1	NT	Human E1A enhancer binding protein (E1A-F) mRNA, partial cds
2903	15699	28318	2.5	1.2E-01	AI720470.1	EST_HUMAN	as80c09.x1 Barstead colon HPLRB7 Homo sapiens cDNA clone IMAGE:2335024 3' similar to gb:L05095
2935	15701	28350	2.92	1.2E-01	M16364.1	NT	60S RIBOSOMAL PROTEIN L30 (HUMAN);
3004	15770	28418	0.97	1.2E-01	X56882.1	NT	Human creatine kinase-B mRNA, complete cds
3224	15987	28641	1.59	1.2E-01	AW370668.1	EST_HUMAN	Wheat mRNA for a group 3 late embryogenesis abundant protein (LEA)
3252	16014		1.12	1.2E-01	U67600.1	NT	QV1-BT0259-261099-021-d05 BT0259 Homo sapiens cDNA
3472	16228		0.8	1.2E-01	Z99118.1	NT	Methanococcus jannaschii section 142 of 150 of the complete genome
3511	16267	28921	0.82	1.2E-01	X56882.1	NT	Bacillus subtilis complete genome (section 15 of 21): from 2796131 to 3013540
							Wheat mRNA for a group 3 late embryogenesis abundant protein (LEA)

Page 110 of 536  
Table 4  
Single Exon Probes Expressed in Brain

Probe SEQ ID NO:	Exon SEQ ID NO:	ORF SEQ ID NO:	Expression Signal	Most Similar (Top) Hit BLAST E Value	Top Hit Accession No.	Top Hit Database Source	Top Hit Descriptor
3511	16267	28922	0.82	1.2E-01	X56682.1	NT	Wheat mRNA for a group 3 late embryogenesis abundant protein (LEA)
3592	18228		1.46	1.2E-01	Z99118.1	NT	Bacillus subtilis complete genome (section 15 of 21): from 2785131 to 3013540
4160	16900	29528	1.97	1.2E-01	Z54255.1	NT	P.clarkii mRNA; repeat region (ID 2MR17)
4160	16900	29529	1.97	1.2E-01	Z64255.1	NT	P.clarkii mRNA; repeat region (ID 2MR17)
4872	17406	30041	1.1	1.2E-01	Z48183.1	NT	L.esculentum mRNA for glyoxalase-I
4739	17471		0.92	1.2E-01	AF221633.1	NT	Rana ridibunda pituitary adenylate cyclase-activating polypeptide variant 2 precursor, mRNA, complete cds, alternatively spliced
5170	17979	30492	0.81	1.2E-01	AA744369.1	EST_HUMAN	ny63c04.s1 NCL_CGAP_GOB1 Homo sapiens cDNA clone IMAGE:1282950 3'
5217	18025	30649	1	1.2E-01	AF223391.1	NT	Homo sapiens calcium channel alpha1E subunit (CACNA1E) gene, exons 7-49, and partial cds, alternatively spliced
5227	18034	30659	2.59	1.2E-01	W33035.1	EST_HUMAN	z608402.r1 Soares_papillary_tumor_NbHPA Homo sapiens cDNA clone IMAGE:321699 5'
5284	18089	30749	2.3	1.2E-01	Z98266.1	NT	Homo sapiens gene encoding plakophilin (exons 1-13)
5418	18217	30928	0.68	1.2E-01	Z48234.1	NT	M.domestica Borkh. Granny Smith adh mRNA for alcohol dehydrogenase
6107	18884	31853	1.93	1.2E-01	BE620945.1	EST_HUMAN	6014693518F1 NIH_MGC_70 Homo sapiens cDNA clone IMAGE:3895613 5'
6153	18930	31898	1.36	1.2E-01	P10842	SWISSPROT	MATING-TYPE P-SPECIFIC POLYPEPTIDE PI
6206	18981	31960	2.35	1.2E-01	AW845275.1	EST_HUMAN	IL0-CT0031-221099-113-e04 CT0031 Homo sapiens cDNA
6270	19043	32020	1.54	1.2E-01	M26925.1	NT	Mouse galactosyltransferase mRNA, complete cds
6337	19107	32097	0.97	1.2E-01	AA747535.1	EST_HUMAN	rx85c01.s1 NCL_CGAP_GOB1 Homo sapiens cDNA clone IMAGE:1269024 3'
6550	19315	32321	1.14	1.2E-01	BF347985.1	EST_HUMAN	602023112F1 NCL_CGAP_Brn57 Homo sapiens cDNA clone IMAGE:4158386 5'
6700	19516	32658	0.69	1.2E-01	AF295739.1	NT	JC virus agnoprotein, VP2, VP3, VP1, large T antigen, and small t antigen genes, complete cds
7793	20488		1.4	1.2E-01	BE007072.1	EST_HUMAN	PM3-BND137-280300-002-109 BND137 Homo sapiens cDNA
7862	20557	33683	4.36	1.2E-01	A1913753.1	EST_HUMAN	wc99g03.x1 NCL_CGAP_Cc3 Homo sapiens cDNA clone IMAGE:2326804 3' similar to SW:GST2_HUMAN
7906	20601	33731	0.67	1.2E-01	Q02369	SWISSPROT	Q89735 MICROSOMAL GLUTATHIONE S-TRANSFERASE II ;
8208	20902	34037	0.73	1.2E-01	A1832681.1	EST_HUMAN	NADH-UBIQUINONE OXIDOREDUCTASE B22 SUBUNIT (COMPLEX I-B22) (CI-B22)
8295	20989		10.28	1.2E-01	AW088652.1	EST_HUMAN	at71b10.x1 Barstead colon HPLRB7 Homo sapiens cDNA clone IMAGE:2377435 3'
8315	21008		3.34	1.2E-01	AF063772.1	NT	xc49d07.x1 NCL_CGAP_Eso2 Homo sapiens cDNA clone IMAGE:2687597 3' similar to gb:M13452 LAMIN A (HUMAN);
8354	21047	34184	0.99	1.2E-01	J03956.1	NT	Staphylococcus aureus plasmid pSK23 putative recombinase Sin (sin) gene, partial cds; and transcriptional regulator QacR (qacR) and multidrug efflux protein QacB (qacB) genes, complete cds
8354	21047	34185	0.99	1.2E-01	J03956.1	NT	N.crasse vacuolar ATPase 57-Kd subunit (vma-2) gene, complete cds
8499	21191		1.09	1.2E-01	AJ271736.1	NT	N.crasse vacuolar ATPase 57-Kd subunit (vma-2) gene, complete cds
8589	21281		1.49	1.2E-01	U32714.1	NT	Homo sapiens Xq pseudocautosomal region; segment 2/2 Haemophilus influenzae Rd section 29 of 163 of the complete genome

Page 111 of 536  
Table 4  
Single Exon Probes Expressed in Brain

Probe SEQ ID NO:	Exon SEQ ID NO:	ORF SEQ ID NO:	Expression Signal	Most Similar (Top) Hit BLAST E Value	Top Hit Accession No.	Top Hit Database Source	Top Hit Descriptor
8623	21315		0.62	1.2E-01	X15191.1	NT	M. musculus DNA fragment of Apolipoprotein B gene
9471	22080	35262	2.93	1.2E-01	X77961.1	NT	S. cerevisiae HXT5 gene
9906	22555	35750	1.59	1.2E-01	AV710857.1	EST_HUMAN	AV710857 Cu Homo sapiens cDNA clone CuAAKE08.5'
10611	23305	36543	1.38	1.2E-01	BF314481.1	EST_HUMAN	601900763F1 NIH_MGC_19 Homo sapiens cDNA clone IMAGE:4130103.6'
10901	23484		2.17	1.2E-01	D26184.1	NT	Yeast IPT5 gene for suppressor protein, complete cds
10999	23672		3.18	1.2E-01	BE962324.2	EST_HUMAN	601655578R1 NIH_MGC_85 Homo sapiens cDNA clone IMAGE:3846283.3'
11094	23764		1.68	1.2E-01	BF314481.1	EST_HUMAN	601900763F1 NIH_MGC_19 Homo sapiens cDNA clone IMAGE:4130103.6'
11200	23883	37168	2.61	1.2E-01	AF190493.1	NT	Homo sapiens dynein intermediate chain DNAI1 (DNAI1) gene, exon 17
11263	23944	37238	1.65	1.2E-01	R40249.1	EST_HUMAN	yf80c02.s1 Soares infant brain 1N1B Homo sapiens cDNA clone IMAGE:28880.3'
11492	24093		1.67	1.2E-01	M65109.1	NT	Rabbit glycogen-associated protein phosphatase regulatory subunit (RG1) mRNA, complete cds
11692	24482		2.53	1.2E-01	AV658033.1	EST_HUMAN	AV658033 GLC Homo sapiens cDNA clone GLCFIB12.3'
12230	24683		3.52	1.2E-01	AJ271736.1	NT	Homo sapiens Xq pseudautosomal region; segment 2/2
12305	25351	30605	2.87	1.2E-01	Q04912	SWISSPROT	MACROPHAGE-STIMULATING PROTEIN RECEPTOR PRECURSOR (MSP RECEPTOR) (P185-RON) (CDW136) (CD136 ANTIGEN)
12417	24798		3.16	1.2E-01	AF188892.1	NT	Drosophila melanogaster strain Oregon R potential RNA-binding protein gene, complete cds; and syntactin gene, partial cds
12418	13317		3.19	1.2E-01	AF039442.1	NT	Homo sapiens colon cancer antigen NY-CO-45 mRNA, partial cds
12525	24872		2.11	1.2E-01	X63981.1	NT	R. norvegicus NF68 gene for 68kDa neurofilament
12586	25364	30611	1.44	1.2E-01	BE061418.1	EST_HUMAN	QV4-BT0234-111199-031-g10 BT0234 Homo sapiens cDNA
12610	24917	31007	5.86	1.2E-01	A1289903.1	EST_HUMAN	gn20g05.x1 NCI_CGAP_LuB Homo sapiens cDNA clone IMAGE:1899840.3'
12632	24932		2.83	1.2E-01	L10187.1	NT	Xenopus laevis integrin alpha 3 subunit mRNA, partial cds
12638	25289		7.95	1.2E-01	O96433	SWISSPROT	CYCLIN T
12663	24862	30989	1.39	1.2E-01	AE004428.1	NT	Vibrio cholerae chromosome II, section 85 of the complete chromosome
12800	16228		1.81	1.2E-01	Z89118.1	NT	Bacillus subtilis complete genome (section 15 of 21): from 2795131 to 3013540
12812	25372	30614	1.38	1.2E-01	9845282	NT	Mus musculus protein (16kDa) similar to human SYK interacting protein (p16K), mRNA
551	13334	25964	0.8	1.1E-01	AI1661003.1	EST_HUMAN	hnr18d08.x1 NCI_CGAP_Brm25 Homo sapiens cDNA clone IMAGE:2167983.3'
601	13379	26010	1.65	1.1E-01	AA559008.1	EST_HUMAN	nm08g11.s1 NCI_CGAP_Co10 Homo sapiens cDNA clone IMAGE:1059620.3' similar to gb:X06985_mn1
1032	13792	26452	2.03	1.1E-01	BF697308.1	EST_HUMAN	HEME OXYGENASE 1 (HUMAN);
1063	13821		1.3	1.1E-01	AL161560.2	NT	602128847F1 NIH_MGC_56 Homo sapiens cDNA clone IMAGE:4286771.5'
1138	15561	26552	4.62	1.1E-01	AW972158.1	EST_HUMAN	Arabidopsis thaliana DNA chromosome 4, contig fragment No. 60
1227	13977	26648	3.01	1.1E-01	D64004.1	NT	EST384142 MAGL Homo sapiens cDNA
1511	14257	26943	2.52	1.1E-01	AU1403663.1	EST_HUMAN	Synechocystis sp. PCC6803 complete genome, 23/27, 2868767-3002965
2312	15037		1.85	1.1E-01	6755215	NT	AU140363 PLACE2 Homo sapiens cDNA clone PLACE2000403.5'
							Mus musculus pre T-cell antigen receptor alpha (Pctra), mRNA

Page 112 of 536  
Table 4

Single Exon Probes Expressed in Brain

Probe SEQ ID NO:	Exon SEQ ID NO:	ORF SEQ ID NO:	Expression Signal	Most Similar (Top) Hit BLAST E Value	Top Hit Accession No.	Top Hit Database Source	Top Hit Descriptor
2540	15530		1	1.1E-01	6978676	NT	Rattus norvegicus Procollagen II alpha 1 (Col2a1), mRNA
2572	15288		1.17	1.1E-01	AW821909.1	EST_HUMAN	RCO-ST0379-210100-032-g04 ST0379 Homo sapiens cDNA
3030	15786	28442	0.82	1.1E-01	F03265.1	EST_HUMAN	HSC1RF022 normalized infant brain cDNA Homo sapiens cDNA clone c-1rf02 3'
3336	16096		1.76	1.1E-01	6753231	NT	Mus musculus calcium channel, voltage-dependent, T type, alpha 1G subunit (Ca <sub>v</sub> 1g), mRNA
3415	16173	28822	2.11	1.1E-01	BE393186.1	EST_HUMAN	601308678F1 NIH_MGC_44 Homo sapiens cDNA clone IMAGE:3627066 5'
3444	16200	28850	1.21	1.1E-01	X62135.1	NT	C.reinhardtii nuclear gene on linkage group XIX
3570	16325	28972	0.77	1.1E-01	Y07695.1	NT	A.innervus gene for transposase
3688	16441		0.74	1.1E-01	P97384	SWISSPROT	ANNEXIN XI (CALCYCLIN-ASSOCIATED ANNEXIN 50) (CAP-50)
3696	16450	26089	1.47	1.1E-01	X52708.1	NT	G.gallus gene encoding non-histone chromosomal protein HMG-14b, exons 4 and 5
4080	16833	29456	1.28	1.1E-01	AW819412.1	EST_HUMAN	MR3-ST0280-290100-025-g07 ST0280 Homo sapiens cDNA
4080	16833	29457	1.28	1.1E-01	AW819412.1	EST_HUMAN	MR3-ST0280-290100-025-g07 ST0280 Homo sapiens cDNA
4226	16867		8.78	1.1E-01	AF167066.1	NT	Drosophila melanogaster klarisicht protein (klar) mRNA, complete cds
4254	16995	29524	0.77	1.1E-01	AW802056.1	EST_HUMAN	IL5-UM0070-020500-068-a08 UM0070 Homo sapiens cDNA
4594	17329	29956	0.96	1.1E-01	S44957.1	NT	Tapa-1=Integral membrane protein TAPA-1 [Mice, B cell lymphoma line 38C13, Genomic, 1973 nt, segment 1 of 7]
4780	17512	30134	1.2	1.1E-01	Y07695.1	NT	A.innervus gene for transposase
4957	16839		0.85	1.1E-01	AF030001.1	NT	Mus musculus major histocompatibility locus class III region:butyrophilin-like protein gene, partial cds: Notch4, PBX2, RAGE, lysophosphatidic acid acyl transferase-alpha, palmitoyl-protein thioesterase 2 (PPT2), CREB-RP, and tenascin X (TNX) genes, complex
5077	17798	30412	1	1.1E-01	P70281	SWISSPROT	SYNAPTONEMAL COMPLEX PROTEIN 3 (SCP-3 PROTEIN)
5584	18381		1.4	1.1E-01	AA747216.1	EST_HUMAN	rx76a03.st.NCI_CGAP_Ew1 Homo sapiens cDNA clone IMAGE:1268140 similar to contains Alu repetitive element;contains element MER35 repetitive element;
5653	18448	31361	1.23	1.1E-01	AF020927.1	NT	6 Homo sapiens diacylglycerol kinase 3 (DAGK3) gene, exon 6
5687	18480	31399	0.58	1.1E-01	AL110985.1	NT	Botrytis cinerea strain T4 cDNA library under conditions of nitrogen deprivation
5745	18537	31459	1.81	1.1E-01	X68951.1	NT	S.pombe ste8 gene encoding protein kinase
5781	18572	31500	5.31	1.1E-01	M66593.1	NT	Promdenela refgeti penicillin G amidase gene
5936	18716	31876	1.67	1.1E-01	AJ007973.1	NT	Homo sapiens LGMD2B gene
5955	18737	31896	1.75	1.1E-01	BE769152.1	EST_HUMAN	PM3-F10024-130600-004-f12 FT0024 Homo sapiens cDNA
5976	18757	31719	9.4	1.1E-01	AW653899.1	EST_HUMAN	RC3-CT0264-280989-011-e01 CT0264 Homo sapiens cDNA
6330	19100	32088	0.67	1.1E-01	AL163282.2	NT	Homo sapiens chromosome 21 segment HS21C082
6338	19108	32098	1.25	1.1E-01	AF163282.2	EST_HUMAN	AF035746 Homo salivary gland cell line HS21C082 Homo sapiens cDNA clone RL43
6381	19150	32149	0.72	1.1E-01	AI216507.1	EST_HUMAN	qg76d06.x1 Scores_NFL_T_GBC_S1 Homo sapiens cDNA clone IMAGE:1841099 3'
6512	19277	32278	3.71	1.1E-01	O69635	SWISSPROT	ACETYL-COENZYME A SYNTHETASE (ACETATE--COA LIGASE) (ACYL-ACTIVATING ENZYME)
6604	19367		3.03	1.1E-01	AF032822.1	NT	Homo sapiens syntaxin 4 binding protein UNC-18c (UNC-18c) mRNA, complete cds

Table 4

Single Exon Probes Expressed in Brain

Probe SEQ ID NO:	Exon SEQ ID NO:	ORF SEQ ID NO:	Expression Signal	Most Similar (Top) Hit BLAST E Value	Top Hit Accession No.	Top Hit Database Source	Top Hit Descriptor
6697	19614	32655	2.81	1.1E-01	11432372	NT	Homo sapiens phosphatidylinositol glycan, class B (PIGB), mRNA
6948	19430	32445	0.7	1.1E-01	AE002155.1	NT	Ureaplasma urealyticum section 56 of 59 of the complete genome
6948	19430	32446	0.7	1.1E-01	AE002155.1	NT	Ureaplasma urealyticum section 56 of 59 of the complete genome
7087	25423		0.89	1.1E-01	BF382758.1	EST_HUMAN	601816524F1 NIH_MGC_56 Homo sapiens cDNA clone IMAGE:4050853 5'
7203	25107	32984	0.84	1.1E-01	AF000006.1	NT	Pyrococcus horikoshii OT3 genomic DNA, 1169001-1485000 nt. position (877)
7435	20112	33199	7.16	1.1E-01	BF684628.1	EST_HUMAN	602140976F1 NIH_MGC_46 Homo sapiens cDNA clone IMAGE:4302019 5'
7435	20112	33200	7.18	1.1E-01	BF684628.1	EST_HUMAN	602140976F1 NIH_MGC_46 Homo sapiens cDNA clone IMAGE:4302019 5'
7555	20225	33329	1.93	1.1E-01	P41097	SWISSPROT	TRAB PROTEIN
7595	20283	33371	3.35	1.1E-01	AA788784.1	EST_HUMAN	aih31906.s1 Soares_parityroid_tumor_NbHPA Homo sapiens cDNA clone 1240403 3' similar to gb:J093483
7888	20563	33690	0.5	1.1E-01	U67492.1	NT	CHROMOGHRANIN A PRECURSOR (HUMAN);
8107	20801	33933	1.7	1.1E-01	AA469574.1	EST_HUMAN	Methanococcus jannaschii section 34 of 150 of the complete genome
8107	20801	33934	1.7	1.1E-01	AA469574.1	EST_HUMAN	nr04g10.s1 NCL_CGAP_Thy1 Homo sapiens cDNA clone IMAGE:945362
8153	20847	33979	1.15	1.1E-01	X91233.1	NT	H.sapiens IL15 gene
8193	20887		1.14	1.1E-01	AW817918.1	EST_HUMAN	PM1-ST0270-080200-001-009 ST0270 Homo sapiens cDNA
8249	20843	34081	1.45	1.1E-01	AL134349.1	EST_HUMAN	DKFz547P194.t1 547 (synonym: hfbf1) Homo sapiens cDNA clone DKFz647P194 5'
8717	21409	34552	2.08	1.1E-01	U02492.1	NT	Pedococcus acidilactici H plasmid pSMB74 pediocin ACh production (pap) gene cluster papA, papB, papC and papD genes, complete cds
8810	21602	34649	0.86	1.1E-01	AI807474.1	EST_HUMAN	wf48c01.x1 Soares_NFL_T_GBC_S11 Homo sapiens cDNA clone IMAGE:2358816 3' similar to contains Alu repetitive element
8906	21597	34739	0.47	1.1E-01	AF050081.1	NT	Homo sapiens C16orf8 large protein mRNA, complete cds
8941	21632	34776	2.04	1.1E-01	AA192153.1	EST_HUMAN	zp93b12.t1 Stratagene muscle 937209 Homo sapiens cDNA clone IMAGE:627743 5'
8941	21632	34776	2.04	1.1E-01	AA192153.1	EST_HUMAN	zp93b12.t1 Stratagene muscle 937209 Homo sapiens cDNA clone IMAGE:627743 5'
9033	21723	34877	0.74	1.1E-01	Y12727.1	NT	P.furiosus partial dph5 gene and argF gene
9063	21752	34912	2.04	1.1E-01	IT2676.1	EST_HUMAN	yf19h03.s1 Soares fetal liver spleen 1NFLS Homo sapiens cDNA clone IMAGE:108725 3' similar to gb:MB1181 SODIUM/POTASSIUM-TRANSPORTING ATPASE BETA-2 (HUMAN);
9090	21779		0.6	1.1E-01	BE693260.1	EST_HUMAN	601496972F1 NIH_MGC_72 Homo sapiens cDNA clone IMAGE:3922048 5'
9322	21989		0.88	1.1E-01	BE142305.1	EST_HUMAN	GM3-HIT0142-271099-028-g11 HT0142 Homo sapiens cDNA
9396	22068		2	1.1E-01	BF085149.1	EST_HUMAN	MR2-GN0027-040900-005-a08 GN0027 Homo sapiens cDNA
9810	22461		0.5	1.1E-01	AL161549.2	NT	Arabidopsis thaliana DNA chromosome 4, contig fragment No. 43
10017	22665		0.45	1.1E-01	BE315609.1	EST_HUMAN	601140231F1 NIH_MGC_9 Homo sapiens cDNA clone IMAGE:3049543 5'
10106	22764		1.67	1.1E-01	R90590.1	EST_HUMAN	yf96a09.s1 Soares placenta Nb2HP Homo sapiens cDNA clone IMAGE:147064 3'
10235	22863	36096	1.26	1.1E-01	U60529.1	NT	Ceratitis capitata yoyo retrotransposon gag-like, pol-like and env-like genes, complete cds
10708	16786	28442	2.05	1.1E-01	F03265.1	EST_HUMAN	HSC1RF022 normalized infant brain cDNA Homo sapiens cDNA clone c-1f02 3'

Page 114 of 536  
Table 4  
Single Exon Probes Expressed In Brain

Probe SEQ ID NO:	Exon SEQ ID NO:	ORF SEQ ID NO:	Expression Signal	Most Similar (Top) Hit BLAST E Value	Top Hit Accession No.	Top Hit Database Source	Top Hit Descriptor
10840	23622		2.76	1.1E-01	AF169032.1	NT	Carassius auratus actinin beta A precursor, mRNA, complete cds
10974	23650	36903	3.91	1.1E-01	R23708.1	EST_HUMAN	Jh35f12.1 Soares placenta Nb2HP Homo sapiens cDNA clone IMAGE:131759 5' similar to contains Alu repetitive element; contains TAR1 repetitive element;
10983	23668	36911	1.39	1.1E-01	6981361	NT	Rattus norvegicus Phosphofruktokinase, liver, B-type (Pfk), mRNA
11002	18480	31999	1.31	1.1E-01	AL110985.1	NT	Botrytis cinerea strain T4 cDNA library under conditions of nitrogen deprivation
11134	23802	37079	1.68	1.1E-01	X70058.1	NT	M.musculus cytokine gene
11169	23836	37117	3.21	1.1E-01	Z11910.1	NT	Z.mobilis tqt and lig genes encoding tRNA guanine transglycosylase and DNA ligase
11169	23836	37118	3.21	1.1E-01	Z11910.1	NT	Z.mobilis tqt and lig genes encoding tRNA guanine transglycosylase and DNA ligase
11277	23838	37230	2.81	1.1E-01	P17437	SWISSPROT	SKIN SECRETORY PROTEIN XP2 PRECURSOR (APEG PROTEIN)
11874	24269		1.65	1.1E-01	AL161511.2	NT	Arabidopsis thaliana DNA chromosome 4, contig fragment No. 23
11890	24529		1.36	1.1E-01	AA192153.1	EST_HUMAN	RC2-NT0112-120600-014-f03 NT0112 Homo sapiens cDNA
12098	24598		3.92	1.1E-01	BE767023.1	EST_HUMAN	RC2-NT0112-120600-014-f03 NT0112 Homo sapiens cDNA
12341	25160		1.97	1.1E-01	BE974556.1	EST_HUMAN	601690651R2 NIH_MGC_83 Homo sapiens cDNA clone IMAGE:3950504 3'
12760	26012	30977	3.15	1.1E-01	BF239753.1	EST_HUMAN	601690651R2 NIH_MGC_84 Homo sapiens cDNA clone IMAGE:4134085 5'
1179	13932		2.74	1.0E-01	O62855	SWISSPROT	DEOXYRIBONUCLEASE II PRECURSOR (DNASE II) (ACID DNASE) (LYSOSOMAL DNASE II)
1249	13998	26665	2.63	1.0E-01	AI985499.1	EST_HUMAN	ws08d01.x1 NCI_CGAP_Kid11 Homo sapiens cDNA clone IMAGE:2496577 3' similar to contains MER7.13
1371	14119	26794	1.95	1.0E-01	AL161504.2	NT	MER7 repetitive element;
2493	15210	27952	1.11	1.0E-01	AW451365.1	EST_HUMAN	Arabidopsis thaliana DNA chromosome 4, contig fragment No. 16
3503	18269	28913	1.19	1.0E-01	BF033991.1	EST_HUMAN	UI-H-BI3-alc-d-07-0-UJ.s1 NCI_CGAP_Sub5 Homo sapiens cDNA clone IMAGE:2736420 3'
3708	19461	29100	1.03	1.0E-01	BF239918.1	EST_HUMAN	601456301F1 NIH_MGC_68 Homo sapiens cDNA clone IMAGE:3859849 5'
3817	18569	29200	0.96	1.0E-01	AF297061.1	NT	601906489F1 NIH_MGC_54 Homo sapiens cDNA clone IMAGE:4134071 5'
3817	18569	29201	0.96	1.0E-01	AF297061.1	NT	Escherichia coli enterotoxin EspC (espC) gene, complete cds; and unknown genes
3936	16685	29328	2.53	1.0E-01	BF365703.1	EST_HUMAN	Escherichia coli enterotoxin EspC (espC) gene, complete cds; and unknown genes
4518	17253		0.95	1.0E-01	AI92349.1	EST_HUMAN	QV2-NT0048-160800-316-e05 NT0048 Homo sapiens cDNA
4864	17398	30032	1.19	1.0E-01	U60450.1	NT	ans32c04.y5 Gessler Wilms tumor Homo sapiens cDNA clone IMAGE:1700358 5'
4866	17694	30217	2.35	1.0E-01	AW952344.1	EST_HUMAN	Drosophila melanogaster tyrosine kinase p45 Iscform (far) mRNA, complete cds
5238	18044		9.73	1.0E-01	W86490.1	EST_HUMAN	EST364414 IMAGE resequenced, MAGB Homo sapiens cDNA
5789	18580		1.21	1.0E-01	AK024472.1	EST_HUMAN	Zh62h04.s1 Soares fetal_liver_spleen_1NFLS_S1 Homo sapiens cDNA clone IMAGE:416699 3'
5934	18717	31675	14.15	1.0E-01	AF274875.1	NT	Homo sapiens mRNA for FLJ000085 protein, partial cds
6243	19017	31991	0.99	1.0E-01	AA481879.1	EST_HUMAN	Homo sapiens growth factor receptor-bound protein 7 (GRB7) gene, complete cds
6256	19030	32005	0.7	1.0E-01	AA406039.1	EST_HUMAN	Zu41g10.s1 Soares ovary tumor NbHOT Homo sapiens cDNA clone IMAGE:756258 3' similar to contains L1.13 L1 repetitive element;
							zu67g12.s1 Soares testis_NHT Homo sapiens cDNA clone IMAGE:743062 3'



Page 115 of 536  
Table 4  
Single Exon Probes Expressed in Brain

Probe SEQ ID NO:	Exon SEQ ID NO:	ORF SEQ ID NO:	Expression Signal	Most Similar (Top) Hit BLAST E Value	Top Hit Accession No.	Top Hit Database Source	Top Hit Descriptor
6924	19660		1.81	1.0E-01	R23821.1	EST_HUMAN	yf34h06.r1 Soares placenta Nb2HP Homo sapiens cDNA clone IMAGE:131676 5' similar to contains Alu repetitive element;
7635	20300		2.67	1.0E-01	Y12488.1	NT	M.musculus w/hn gene
7709	20373	33486	0.65	1.0E-01	AJ011400.1	NT	Bos taurus mRNA for b17.2 subunit of NADH:ubiquinone oxidoreductase complex (complex I)
7709	20373	33487	0.65	1.0E-01	AJ011400.1	NT	Bos taurus mRNA for b17.2 subunit of NADH:ubiquinone oxidoreductase complex (complex I)
7834	20529	33656	0.65	1.0E-01	AA861091.1	EST_HUMAN	ak32g01.s1 Soares testis_NHT Homo sapiens cDNA clone IMAGE:1407696 3' similar to gb:M34182 CAMP-DEPENDENT PROTEIN KINASE, GAMMA-CATALYTIC SUBUNIT (HUMAN);
8066	20760		0.5	1.0E-01	4758365	NT	Homo sapiens fibroblast growth factor 13 (FGF13) mRNA
8390	21083		0.96	1.0E-01	AW189797.1	EST_HUMAN	xl09b01.x1 NCI_CGAP_U14 Homo sapiens cDNA clone IMAGE:2675689 3' similar to gb:X17206 40S RIBOSOMAL PROTEIN S4 (HUMAN);contains TAR1.13 TAR1 repetitive element ;
9084	21773	34937	1.04	1.0E-01	AF102856.2	NT	Rattus norvegicus synaptic SAPAP-interacting protein Synamon mRNA, complete cds
9395	22057	35228	0.51	1.0E-01	R44983.1	EST_HUMAN	y93h04.s1 Soares infant brain 1N1B Homo sapiens cDNA clone IMAGE:94549 3'
9407	22069		1.6	1.0E-01	M76729.1	NT	Human pro-alpha-1 (V) collagen mRNA, complete cds
9450	22000		3.02	1.0E-01	AE001501.1	NT	Helicobacter pylori, strain J99 section 62 of 132 of the complete genome
9494	22074	35245	0.75	1.0E-01	W01955.1	EST_HUMAN	z666c10.s1 Soares_fetal_heart_Nb1H19W Homo sapiens cDNA clone IMAGE:327282 3'
9721	22372	35571	1.67	1.0E-01	BF240154.1	EST_HUMAN	601805661F1 NIH_MGC_54 Homo sapiens cDNA clone IMAGE:4133487 5'
9835	22486	35687	8.12	1.0E-01	AB046789.1	NT	Homo sapiens mRNA for KIAA1579 protein, partial cds
9835	22486	35688	8.12	1.0E-01	AB046789.1	NT	Homo sapiens mRNA for KIAA1579 protein, partial cds
10043	22691		0.97	1.0E-01	AW957425.1	EST_HUMAN	EST369615 IMAGE resequences, MAGE Homo sapiens cDNA
10048	22686	35912	0.51	1.0E-01	T51952.1	EST_HUMAN	y629a06.s1 Stratagene fetal spleen (#837205) Homo sapiens cDNA clone IMAGE:72562 3' similar to contains Alu repetitive element
10228	22877	36089	0.89	1.0E-01	BE782750.1	EST_HUMAN	601584604F1 NIH_MGC_7 Homo sapiens cDNA clone IMAGE:3939096 5'
10564	23250		1.95	1.0E-01	AJ156127.1	EST_HUMAN	AU159127 THYROT1 Homo sapiens cDNA clone THYR01000895 3'
10959	23634	36884	2.35	1.0E-01	BF242946.1	EST_HUMAN	601877703F1 NIH_MGC_55 Homo sapiens cDNA clone IMAGE:4106089 5'
10958	23634	36885	2.35	1.0E-01	BF242946.1	EST_HUMAN	601877703F1 NIH_MGC_55 Homo sapiens cDNA clone IMAGE:4106089 5'
11376	23983	37283	5.22	1.0E-01	BE760543.1	EST_HUMAN	601582556F1 NIH_MGC_7 Homo sapiens cDNA clone IMAGE:3936734 5'
11510	24110		1.52	1.0E-01	AF000400.1	NT	Escherichia coli O157:H7 genomic DNA, prophage (Sekai-VT1) inserted region, substrain:RIMD 0508952
11594	24193	37511	1.46	1.0E-01	Z71446.1	NT	A.thaliana mRNA for CLC-b chloride channel protein
11694	24193	37512	1.46	1.0E-01	Z71446.1	NT	A.thaliana mRNA for CLC-b chloride channel protein
11832	24416	37755	1.89	1.0E-01	AV649035.1	EST_HUMAN	AV649035 GLC Homo sapiens cDNA clone GLCBPG01 3'
11832	24416	37756	1.89	1.0E-01	AV649035.1	EST_HUMAN	AV649035 GLC Homo sapiens cDNA clone GLCBPG01 3'
12083	24921		4.32	1.0E-01	BE637719.1	EST_HUMAN	601065554F1 NIH_MGC_10 Homo sapiens cDNA clone IMAGE:3451633 5'
12300	24725		1.71	1.0E-01	7662165	NT	Homo sapiens KIAA0514 gene product (KIAA0514), mRNA

Page 116 of 536  
Table 4

Single Exon Probes Expressed in Brain

Probe SEQ ID NO:	Exon SEQ ID NO:	ORF SEQ ID NO:	Expression Signal	Most Similar (Top) Hit BLAST E Value	Top Hit Accession No.	Top Hit Database Source	Top Hit Descriptor
12317	24798		2.22	1.0E-01	X00854.1	NT	Drosophila melanogaster ftz gene
12614	24921		2.74	1.0E-01	BE537718.1	EST_HUMAN	601065554F1 NIH_MGC_10 Homo sapiens cDNA clone IMAGE:3451933 5'
12677	25318		5.03	1.0E-01	U66834.1	NT	Saccharomyces cerevisiae suppressor of ABF1 (SAB2) gene, complete cds
12733	25002		9.8	1.0E-01	AP001507.1	NT	Bacillus halodurans genomic DNA, section 1/14
2781	15486	28224	1.27	9.9E-02	AF274008.1	NT	Drosophila melanogaster cAMP-dependent protein kinase type II regulatory subunit (pka-R11) mRNA, complete cds
2780	15495	28235	1.53	9.9E-02	BE545554.1	EST_HUMAN	601070219F1 NIH_MGC_12 Homo sapiens cDNA clone IMAGE:3456365 5'
2790	15495	28236	1.53	9.9E-02	BE545554.1	EST_HUMAN	601070219F1 NIH_MGC_12 Homo sapiens cDNA clone IMAGE:3456365 5'
3260	16022	28671	1.32	9.9E-02	AF099810.1	NT	Homo sapiens neuroxin III-alpha gene, partial cds
3633	16683	29324	0.75	9.9E-02	AI821637.1	EST_HUMAN	zu45c09.x5 Soares ovary tumor NbHOT Homo sapiens cDNA clone IMAGE:740932 3'
4832	17367	30003	0.93	9.9E-02	BE074249.1	EST_HUMAN	7d77c12.x1 NCI_CGAP_Lu24 Homo sapiens cDNA clone IMAGE:3278998 3'
6875	17851	30547	9.17	9.9E-02	D83710.1	NT	Aspergillus terreus BSD mRNA for blastidin S deaminase, complete cds
7815	20510	33634	0.93	9.9E-02	AW103088.1	EST_HUMAN	xd43c09.x1 NCI_CGAP_Ov23 Homo sapiens cDNA clone IMAGE:2596528 3' similar to contains Alu repetitive element; contains element MIR MIR, repetitive element;
7816	20510	33635	0.93	9.9E-02	AW103088.1	EST_HUMAN	xd43c09.x1 NCI_CGAP_Ov23 Homo sapiens cDNA clone IMAGE:2596528 3' similar to contains Alu repetitive element; contains element MIR MIR, repetitive element;
9158	21887	35055	0.98	9.9E-02	6755111	NT	Mus musculus phospholipid transfer protein (Pltp), mRNA
550	13333		1.43	9.8E-02	X56338.1	NT	O. sativa RAmy3C gene for alpha-amylose
3100	15865		0.9	9.8E-02	4504578	NT	Homo sapiens I factor (complement) (IF) mRNA
3142	15909	28550	3.84	9.8E-02	AF184274.1	NT	Daucus carota leucoanthocyanidin dioxygenase 2 (LDOX) mRNA, LDOX-2 allele, complete cds
4198	16939	29564	6.24	9.8E-02	AF257329.1	NT	Leptosphaeria maculans beta-tubulin mRNA, complete cds
4198	16939	29565	6.24	9.8E-02	AF257329.1	NT	Leptosphaeria maculans beta-tubulin mRNA, complete cds
7381	20061		0.77	9.8E-02	X54193.1	NT	Human HPTP delta mRNA for protein tyrosine phosphatase delta
9153	21884		1.18	9.8E-02	M61943.1	NT	Human laminin B1 chain gene, exon 26
11437	23204	36436	2.05	9.8E-02	BF037421.1	EST_HUMAN	601460793F1 NIH_MGC_66 Homo sapiens cDNA clone IMAGE:3864287 5'
12052	24570		1.78	9.8E-02	8393751	NT	Rattus norvegicus microtubule-associated protein tau (Mept), mRNA
1328	14077	26752	1.31	9.7E-02	AB005808.1	NT	Alcea arborescens mRNA for NADP-malic enzyme, complete cds
1680	14326		1.49	9.7E-02	4603710	NT	Homo sapiens fibroblast growth factor receptor 3 (achondroplasia, thanatophoric dwarfism) (FGFR3) mRNA
2257	14984	27724	2.08	9.7E-02	BE186660.1	EST_HUMAN	QV1-HT0516-070300-095-a04 HT0516 Homo sapiens cDNA
3965	16714		3.48	9.7E-02	Q98795	SWISSPROT	CELL SURFACE A33 ANTIGEN PRECURSOR (GLYCOPROTEIN A33)
5261	18067	30395	0.84	9.7E-02	AF099198.1	NT	Caulobacter crescentus thymidylate kinase (tnk) and DNA polymerase III delta prime subunit (dnaC) genes, complete cds

Page 117 of 536  
Table 4  
Single Exon Probes Expressed in Brain

Probe SEQ ID NO:	Exon SEQ ID NO:	ORF SEQ ID NO:	Expression Signal	Most Similar (Top Hit) BLAST E Value	Top Hit Accession No.	Top Hit Database Source	Top Hit Descriptor
5261	18087	30586	0.94	9.7E-02	AF098189.1	NT	Caulobacter crescentus thymidilate kinase (tmk) and DNA polymerase III delta prime subunit (dnaC) genes, complete cds
5924	18708	31682	1.43	9.7E-02	AW954476.1	EST_HUMAN	EST368548 IMAGE resequences, MAGC Homo sapiens cDNA
7188	19884	32858	3.24	9.7E-02	Z99119.1	NT	Bacillus subtilis complete genome (section 16 of 21): from 2997771 to 3213410
7882	20577	33705	1.28	9.7E-02	N22798.1	EST_HUMAN	yw41c03.s1 Weizmann Olfactory Epithelium Homo sapiens cDNA clone IMAGE:254788 3'
7882	20577	33706	1.28	9.7E-02	N22798.1	EST_HUMAN	yw41c03.s1 Weizmann Olfactory Epithelium Homo sapiens cDNA clone IMAGE:254788 3'
8748	21440	34587	1.49	9.7E-02	AI953984.1	EST_HUMAN	wk78b06.x1 NCI_CGAP_Ov68 Homo sapiens cDNA clone IMAGE:2549747 3' similar to gb:X62851_ma1 PEPTIDYL-PROLYL CIS-TRANS ISOMERASE A (HUMAN);
11162	23819		2.84	9.7E-02	U68337.1	NT	Mus musculus ligatin (L-gln) mRNA, partial cds
2009	14744	27470	1.11	9.0E-02	AI080721.1	EST_HUMAN	cz47d11.x1 Soares_NIHMPu_S1 Homo sapiens cDNA clone IMAGE:1678485 3'
2009	14744	27471	1.11	9.0E-02	AI080721.1	EST_HUMAN	cz47d11.x1 Soares_NIHMPu_S1 Homo sapiens cDNA clone IMAGE:1678485 3'
4311	17050	29675	5.8	9.6E-02	Z32686.2	NT	Proteus mirabilis fibrinolytic operon, strain HI4320
4940	17688	30276	0.99	9.6E-02	AW968230.1	EST_HUMAN	EST378303 IMAGE resequences, MAGI Homo sapiens cDNA
6014	18795		3.13	9.6E-02	BE910039.1	EST_HUMAN	601498098F1 NIH_MGC_70 Homo sapiens cDNA clone IMAGE:3900185 5'
8274	20968		0.8	9.6E-02	AU137084.1	EST_HUMAN	AU137084 PLACE1 Homo sapiens cDNA clone PLACE1005740 5'
9444	22121	35300	1.31	9.6E-02	AV687898.1	EST_HUMAN	AV687898 GKC Homo sapiens cDNA clone GKCAAH02 5'
9772	22423		1.12	9.6E-02	BE894896.1	EST_HUMAN	601434080F1 NIH_MGC_72 Homo sapiens cDNA clone IMAGE:3919363 5'
9939	22587	35790	1.29	9.6E-02	AJ243211.1	NT	Homo sapiens DMBT1 candidate tumour suppressor gene, exons 1 to 55
9939	22587	35791	1.29	9.6E-02	AJ243211.1	NT	Homo sapiens DMBT1 candidate tumour suppressor gene, exons 1 to 55
10020	22668	35884	0.5	9.6E-02	BF677270.1	EST_HUMAN	602036769F1 NIH_MGC_83 Homo sapiens cDNA clone IMAGE:4250969 5'
10051	22699	35916	1.54	9.6E-02	AB013995.1	NT	Antirrhinum majus transposon Tam3 pseudogene for transposase (in S-5 copy)
10081	22699	35916	1.54	9.6E-02	AB013995.1	NT	Antirrhinum majus transposon Tam3 pseudogene for transposase (in S-5 copy)
10158	22808	36024	3.35	9.6E-02	F08174	SWISSPROT	COMPLEMENT DECAY-ACCELERATING FACTOR PRECURSOR (CD55)
10643	23334	36572	7.22	9.6E-02	Z79702.1	NT	Mycobacterium tuberculosis H37RV complete genome; segment 102/162
12652	24954		3.34	9.6E-02	H14599.1	EST_HUMAN	ym19h03.s1 Soares Infant brain 1N1B Homo sapiens cDNA clone IMAGE:48653 3'
4081	16825	29452	2.1	9.5E-02	AW992395.1	EST_HUMAN	CM2-BN0023-060200-087-F12 BN0023 Homo sapiens cDNA
5579	18376	31269	0.85	9.5E-02	F51854	SWISSPROT	TRANSKETOLASE 2 (TK 2) (TRANSKETOLASE RELATED PROTEIN)
6988	19681	32729	0.55	9.5E-02	AA780728.1	EST_HUMAN	acc68a09.s1 Stratiogene fetal retina 937202 Homo sapiens cDNA clone IMAGE:867736 3'
7202	19888	32963	4.72	9.5E-02	AB003473.1	NT	Trimeresurus flavoviridis DNA for phospholipase A2 inhibitor, complete cds
7487	20141	33234	7.68	9.5E-02	AL181538.2	NT	Arabidopsis thaliana DNA chromosome 4, contig fragment No. 38
7597	18376	31269	0.84	9.5E-02	F51854	SWISSPROT	TRANSKETOLASE 2 (TK 2) (TRANSKETOLASE RELATED PROTEIN)
7780	20475	33660	1.83	9.5E-02	BF036861.1	EST_HUMAN	601453642F1 NIH_MGC_66 Homo sapiens cDNA clone IMAGE:3857243 5'
7780	20475	33601	1.83	9.5E-02	BF036861.1	EST_HUMAN	601453642F1 NIH_MGC_66 Homo sapiens cDNA clone IMAGE:3857243 5'
10578	23273	36509	2.36	9.5E-02	BF036861.1	EST_HUMAN	601453642F1 NIH_MGC_66 Homo sapiens cDNA clone IMAGE:3857243 5'

Page 118 of 536  
Table 4  
Single Exon Probes Expressed in Brain

Probe SEQ ID NO:	Exon SEQ ID NO:	ORF SEQ ID NO:	Expression Signal	Most Similar (Top) Hit BLAST E Value	Top Hit Accession No.	Top Hit Database Source	Top Hit Descriptor
10578	23273	36510	2.36	9.5E-02	BF035861.1	EST_HUMAN	601453642F1 NIH_MGC_66 Homo sapiens cDNA clone IMAGE:3867243 5'
1828	14584	27275	2.82	9.4E-02	BF671083.1	EST_HUMAN	602150882F1 NIH_MGC_81 Homo sapiens cDNA clone IMAGE:4291917 5'
1857	14595	27310	0.99	9.4E-02	U55944.1	NT	Cavia porcellus 3beta-hydroxysteroid sulfotransferase mRNA, complete cds
1857	14595	27311	0.99	9.4E-02	U55944.1	NT	Cavia porcellus 3beta-hydroxysteroid sulfotransferase mRNA, complete cds
3860	16610	28248	4.43	9.4E-02	Z330589.1	NT	M.caipricolum DNA for CONTIG MC073
6225	18989	31976	0.63	9.4E-02	AF097363.1	NT	Triticum aestivum heat shock protein 101 (hsp101a) mRNA, complete cds
8498	21180		2.46	9.4E-02	Z46863.1	NT	Acinetobacter sp. cysD, cobQ, cobQ, sodM, lysS, rubA, rubB, esiB, oxyR, ppk, mtgA, ORF2 and ORF3 genes
10851	20166	33288	2.44	9.4E-02	L78833.1	NT	Human BRCA1, Rho7 and vail genes, complete cds, and Ipt35 gene, partial cds
11941	25255		1.76	9.4E-02	U31815.1	NT	Rattus norvegicus calcium channel alpha-1C subunit (ROB2) mRNA, partial cds
12671	24965		1.92	9.4E-02	AF198036.1	NT	Mycoplasma pulmonis hypotheical membrane protein P83 gene, complete cds
2988	15784		1.97	9.3E-02	4809280	NT	Homo sapiens BAI1-associated protein 3 (BAIAP3) mRNA
3026	15792		6.32	9.3E-02	6912525	NT	Homo sapiens nescopharyngeal epithelium specific protein 1 (NESG1), mRNA
3251	16013	28665	1.85	9.3E-02	BF75511.1	EST_HUMAN	602193086F1 NIH_MGC_81 Homo sapiens cDNA clone IMAGE:4289269 5'
4132	16874	29502	3.51	9.3E-02	BE391943.1	EST_HUMAN	601286082F1 NIH_MGC_44 Homo sapiens cDNA clone IMAGE:3607653 5'
4132	16874	29503	3.51	9.3E-02	BE391943.1	EST_HUMAN	601286082F1 NIH_MGC_44 Homo sapiens cDNA clone IMAGE:3607653 5'
4685	17419		2.04	9.3E-02	AV732224.1	EST_HUMAN	AV732224 HTF Homo sapiens cDNA clone HTFAUA06 5'
5576	18373		0.67	9.3E-02	AP001507.1	NT	Bacillus halodurans genomic DNA, section 1/14
8146	20840	33972	0.62	9.3E-02	AW566007.1	EST_HUMAN	EST169 Human Fetal Brain MATCHMAKER cDNA Library Homo sapiens cDNA
9610	22263	35449	2.15	9.3E-02	BE962631.2	EST_HUMAN	601658988R1 NIH_MGC_66 Homo sapiens cDNA clone IMAGE:3855981 3'
10091	22739	35953	3.67	9.3E-02	Q15034	SWISSPROT	HYPOTHETICAL PROTEIN KIAA0032
10091	22739	35954	3.67	9.3E-02	Q15034	SWISSPROT	HYPOTHETICAL PROTEIN KIAA0032
10218	22866		3.5	9.3E-02	AW206117.1	EST_HUMAN	U-H-B11-afx-h-06-0-U1.s1 NCI_CGAP_Sub3 Homo sapiens cDNA clone IMAGE:2723553 3'
12194	25181		2.51	9.3E-02	AJ249850.1	NT	Photobacterium damsela subsp. damsela partial gyrB gene for DNA gyrase B subunit
12550	25209		8.43	9.3E-02	AW468850.1	EST_HUMAN	h228h12.x1 Soares_NFL_T_GBC_S1 Homo sapiens cDNA clone IMAGE:2910887 3'
12752	25254		2.1	9.3E-02	AF100956.1	NT	Mus musculus major histocompatibility locus class II region; Fas-binding protein Dcox (DAXX) gene, partial cds; BING1 (BING1), tapasin (tapasin), RalGDS-like factor (RLF), KE2 (KE2), BING4 (BING4), beta1, 3-galactosyl transferase (beta1,3-galactosyl tr
222	13034	25668	8.37	9.2E-02	U60315.1	NT	Molluscum contagiosum virus subtype 1, complete genome
222	13034	25669	8.37	9.2E-02	U60315.1	NT	Molluscum contagiosum virus subtype 1, complete genome
222	13034	25670	8.37	9.2E-02	U60315.1	NT	Molluscum contagiosum virus subtype 1, complete genome
2224	14852		1.68	9.2E-02	R54166.1	EST_HUMAN	y98f07.r1 Soares infant1 brain 1N1B Homo sapiens cDNA clone IMAGE:41618 5'
3175	15938	28587	3.28	9.2E-02	Q28631	SWISSPROT	MAJOR EPIDIDYMYMIS-SPECIFIC PROTEIN E4 (EPIDIDYMAL PROTEIN BE-20)
3289	16061	28709	0.85	9.2E-02	AA534354.1	EST_HUMAN	n79e01.s1 NCI_CGAP_C63 Homo sapiens cDNA clone IMAGE:928136 3'

Page 119 of 536  
Table 4  
Single Exon Probes Expressed in Brain

Probe SEQ ID NO:	Exon SEQ ID NO:	ORF SEQ ID NO:	Expression Signal	Most Similar (Top) Hit BLAST E Value	Top Hit Accession No.	Top Hit Database Source	Top Hit Descriptor
3673	16328		1.28	9.2E-02	6755215	NT	Mus musculus pre T-cell antigen receptor alpha (Ptcra), mRNA
4213	16954		0.99	9.2E-02	U92048.1	NT	Human herpesvirus 1 strain KOS-63, latency-associated transcript, promoter region
4274	17013		0.76	9.2E-02	BE299722.1	EST_HUMAN	600944365F1 NIH_MGC_17 Homo sapiens cDNA clone IMAGE:2960176 5'
7907	20602	33732	1.98	9.2E-02	T49920.1	EST_HUMAN	ya99c09.r1 Stratagene placenta (#937226) Homo sapiens cDNA clone IMAGE:69808 5' similar to similar to gb:X56009 GUANINE NUCLEOTIDE-BINDING PROTEIN G(S), ALPHA SUBUNIT (HUMAN)
8076	20770	33899	2.2	9.2E-02	X95256.1	NT	H. vulgare xylose isomerase gene
11695	24290	37614	1.27	9.2E-02	AF026552.3	NT	Mesocricetus auratusoviductin precursor (Ovi) gene, complete cds
12799	25412		1.4	9.2E-02	11466872	NT	Podospira anserina mitochondrion, complete genome
414	12825	25439	4.19	9.1E-02	X77665.1	NT	O. cuniculus K12 keratin gene
4451	17187	29812	1.33	9.1E-02	AL161554.2	NT	Arabidopsis thaliana DNA chromosome 4, contig fragment No. 54
5643	18438	31352	1.44	9.1E-02	AF129756.1	NT	Homo sapiens MSH55 gene, partial cds; and CLIC1, DDAH, G6b, G6c, G6d, G6e, G6f, BAT5, G6b, CSK2B, BAT4, G4, Apo M, BAT3, BAT2, AIF-1, 1C7, LST-1, LTB, TNF, and LTA genes, complete cds
7295	19968	33045	14.94	9.1E-02	AW160668.1	EST_HUMAN	au74e05.y1 Schneider fetal brain 00004 Homo sapiens cDNA clone IMAGE:2781868 5'
7576	20244	33349	0.78	9.1E-02	AF000061.1	NT	Aeropyrum pernix genomic DNA, section 47
7609	20275	33383	0.72	9.1E-02	U99073.1	NT	Mus musculus thymoprotein zeta mRNA, complete cds
8822	21514	34659	0.88	9.1E-02	Y14379.1	NT	Homo sapiens gamma adducin gene, exon 9
10327	22974		1.37	9.1E-02	T02994.1	EST_HUMAN	FB19F10 Fetal brain, Stratagene Homo sapiens cDNA clone FB19F10 3' end
10354	23001	36218	1.25	9.1E-02	S74059.1	NT	Tg616-Cyl actin [Tripneustes gratilis-sea urchins, embryos, Genomic, 5275 nt]
10383	23029	36244	1.19	9.1E-02	Y11187.1	NT	A.thaliana RH1, TC1, G14587-5, G14587-6, and PRL1 genes
12110	25348		1.4	9.1E-02	AA179901.1	EST_HUMAN	zp38H12.s1 Stratagene muscle 837209 Homo sapiens cDNA clone IMAGE:611783 3' similar to SW:TRT3_HUMAN P45378 TROPONIN T, FAST SKELETAL MUSCLE, ISOFORM BETA ;
12181	24653		2.12	9.1E-02	AF052695.1	NT	Rattus norvegicus cell cycle protein p56CDC gene, complete cds
12637	25204		1.93	9.1E-02	AJ291390.1	NT	Homo sapiens partial MUC3B gene for MUC3B nuclin, exons 1-11
727	13501	26155	4.3	9.0E-02	P15328	SWISSPROT	FOLATE RECEPTOR ALPHA PRECURSOR (FR-ALPHA) (FOLATE RECEPTOR 1) (FOLATE RECEPTOR, ADULT) (ADULT FOLATE-BINDING PROTEIN) (FBP) (OVARIAN TUMOR-ASSOCIATED ANTIGEN MOV19) (KB CELLS FBP)
1631	14377	27064	5.28	9.0E-02	BE220482.1	EST_HUMAN	h19910.x1 NCL_CGAP_Lu24 Homo sapiens cDNA clone IMAGE:3175842 3' similar to contains Alu repetitive element
2806	15511	28252	6.45	9.0E-02	AF139522.1	NT	HIV-1 p8c095-06 from USA envelope glycoprotein (env) gene, partial cds
2806	15511	28253	6.45	9.0E-02	AF139522.1	NT	HIV-1 p8c095-06 from USA envelope glycoprotein (env) gene, partial cds
3331	16091	28744	0.84	9.0E-02	AF279135.1	NT	Dictyostelium discoideum spore coat structural protein SP65 (coIE) gene, complete cds
4619	17354	28989	3.27	9.0E-02	X65740.2	NT	Plasmodium falciparum P-type ATPase 3 gene

Page 120 of 536  
Table 4  
Single Exon Probes Expressed in Brain

Probe SEQ ID NO:	Exon SEQ ID NO:	ORF SEQ ID NO:	Expression Signal	Most Similar (Top) Hit BLAST E Value	Top Hit Accession No.	Top Hit Database Source	Top Hit Descriptor
6906	18691	31640	5.21	9.0E-02	W56037.1	EST_HUMAN	z68a12.r1 Soares_fetal_lung_NbHL19W Homo sapiens cDNA clone IMAGE:297694 5' similar to PIR:S52171 S52171 small G protein - human ;
6619	19391		1.14	9.0E-02	BF062651.1	EST_HUMAN	7h63d03.x1 NCI_CGAP_Cot16 Homo sapiens cDNA clone IMAGE:3320645 3' similar to contains Alu repetitive element;
6668	19565	32619	0.72	9.0E-02	R62805.1	EST_HUMAN	y11b08.s1 Soares placentia Nb2HP Homo sapiens cDNA clone IMAGE:136903 3'
12486	24945		2.01	9.0E-02	AF022236.1	NT	Escherichia coli strain E2348/69 pathogenicity island, rOrf1 (orf1), rOrf2 (orf2), EscR (escR), EscS (escS), EscT (escT), EscU (escU), CesD (cesD), EscC (escC), EscJ (escJ), SepZ (sepZ), EscV (escV), EscN (escN), SepQ (sepQ), Tir (tir), OrfU (orfU), >
1418	14166	28849	1.99	8.9E-02	BF701593.1	EST_HUMAN	602129030F2 NIH_MGC_56 Homo sapiens cDNA clone IMAGE:4285951 5'
1418	14166	28850	1.99	8.9E-02	BF701593.1	EST_HUMAN	602129030F2 NIH_MGC_56 Homo sapiens cDNA clone IMAGE:4285951 5'
2386	15107	27846	1.22	8.9E-02	BE153572.1	EST_HUMAN	PMO-HT0339-251199-003-d01 HT0339 Homo sapiens cDNA
4178	16915		1.93	8.9E-02	AF286055.1	NT	Atrichum angustatum AtranFic2 protein (AtranFic2) gene, partial cds
5760	18552	31474	3.22	8.9E-02	AW452122.1	EST_HUMAN	UI-H-B13-alo-f-08-0-J1.st NCI_CGAP_Sub5 Homo sapiens cDNA clone IMAGE:3068294 3'
5760	18552	31475	3.22	8.9E-02	AW452122.1	EST_HUMAN	UI-H-B13-alo-f-08-0-J1.st NCI_CGAP_Sub5 Homo sapiens cDNA clone IMAGE:3068294 3'
5776	18567	31496	3.39	8.9E-02	11433478	NT	Homo sapiens similar to endoglycan (H. sapiens) (LOC63107). mRNA
7093	19782	32848	1.64	8.9E-02	P47259	SWISSPROT	FOLD BIFUNCTIONAL PROTEIN [INCLUDES: METHYLENETETRAHYDROFOLATE DEHYDROGENASE ; METHENYL TETRAHYDROFOLATE CYCLOHYDROLASE ]
7458	20132		2.06	8.9E-02	Z79021.1	NT	H.sapiens flow-sorted chromosome 6 HindIII fragment, SC9pA20F8
7949	20644	33768	1.06	8.9E-02	P29476	SWISSPROT	NITRIC-OXIDE SYNTHASE, BRAIN (NOS, TYPE I) (NEURONAL NOS) (N-NOS) (NNOS) (CONSTITUTIVE NOS) (NC-NOS) (BNOS)
8030	20726	33858	0.72	8.9E-02	BF701685.1	EST_HUMAN	602129111F2 NIH_MGC_56 Homo sapiens cDNA clone IMAGE:4285827 5'
8030	20725	33859	0.72	8.9E-02	BF701685.1	EST_HUMAN	602129111F2 NIH_MGC_56 Homo sapiens cDNA clone IMAGE:4285827 5'
8496	21188	34331	4.72	8.9E-02	AA3066319.1	EST_HUMAN	EST180187 Liver, hepatocellular carcinoma Homo sapiens cDNA 5' end
9520	22173	35356	0.8	8.9E-02	AI285627.1	EST_HUMAN	qu55c05.x1 NCI_CGAP_Lym6 Homo sapiens cDNA clone IMAGE:1988680 3' similar to contains MER10.b1 MER10 repetitive element ;
9520	22173	35357	0.8	8.9E-02	AI285627.1	EST_HUMAN	qu55c05.x1 NCI_CGAP_Lym6 Homo sapiens cDNA clone IMAGE:1988680 3' similar to contains MER10.b1 MER10 repetitive element ;
9632	22284	35477	0.76	8.9E-02	AA339356.1	EST_HUMAN	EST44454 Fetal brain 1 Homo sapiens cDNA 5' end
11882	25173		1.49	8.9E-02	P30143	SWISSPROT	HYPOTHELTICAL 51.7 KD PROTEIN IN THRC-TALB INTERGENIC REGION (ORF8)
11940	25207		1.48	8.9E-02	P19524	SWISSPROT	MYOSIN-2 ISOFORM
12085	24591		3.05	8.9E-02	BF069818.1	EST_HUMAN	602129682F1 NIH_MGC_56 Homo sapiens cDNA clone IMAGE:4286180 5'
12284	24716		1.61	8.9E-02	U29895.1	NT	Human 4-hydroxyphenylpyruvate-dioxygenase gene, complete cds
1352	14100	26775	1.59	8.8E-02	Q27474	SWISSPROT	PROBABLE DNA LIGASE (POLYDEOXYRIBONUCLEOTIDE SYNTHASE [ATP])
3883	18933	29272	1.03	8.8E-02	AA299128.1	EST_HUMAN	EST11595 Uterus Homo sapiens cDNA 5' end

Page 121 of 536  
Table 4  
Single Exon Probes Expressed in Brain

Probe SEQ ID NO:	Exon SEQ ID NO:	ORF SEQ ID NO:	Expression Signal	Most Similar (Top) Hit BLAST E Value	Top Hit Accession No.	Top Hit Database Source	Top Hit Descriptor
4014	16760		3.55	8.8E-02	000268	SWISSPROT	TRANSCRIPTION INITIATION FACTOR TFIIID 135 KDA SUBUNIT (TAFII135) (TAFII130) (TAFII130)
4214	16955		0.99	8.9E-02	4502804	NT	Homo sapiens chromogranin A (parathyroid secretory protein 1) (CHGA) mRNA
4269	17009		1.27	8.9E-02	4590423	NT	Homo sapiens paired box gene 6 (aniridia, keratite) (PAX6), isoform b, mRNA
7444	20120		0.57	8.8E-02	D17520.1	NT	Sheep mRNA for angiotensinogen, complete cds
8866	21577	34719	1.07	8.9E-02	AA151872.1	EST_HUMAN	zn99e05.s1 Stratagene colon (#937204) Homo sapiens cDNA clone IMAGE:566288 3'
11062	23732	37003	2.7	8.9E-02	BE264455.1	EST_HUMAN	601191770F1 NIH_MGC_7 Homo sapiens cDNA clone IMAGE:3535648 5'
11062	23732	37004	2.7	8.8E-02	BE264455.1	EST_HUMAN	601191770F1 NIH_MGC_7 Homo sapiens cDNA clone IMAGE:3535648 5'
11228	23891	37178	6.92	8.9E-02	AL040128.1	EST_HUMAN	DKFZp434D1313_f1 434 (synonym: rhes3) Homo sapiens cDNA clone DKFZp434D1313 5'
11805	24395	37729	1.49	8.8E-02	P97803	SWISSPROT	CYTOKINE INDUCIBLE SH2-CONTAINING PROTEIN 3 (PROTEIN EF-10)
12155	24641	31088	2.66	8.8E-02	Z71561.1	NT	S. cerevisiae chromosome XIV reading frame ORF YNL285w
1642	14388	27077	1.15	8.7E-02	A1167281.1	EST_HUMAN	ox65b01.s1 Soares_NHMPu_S1 Homo sapiens cDNA clone IMAGE:1661161 3'
3681	16434	28077	3.68	8.7E-02	U82695.2	NT	Homo sapiens zinc finger, protein 92 (ZFP92), expressed-Xq28STS protein (XQ28ORF), and biglycan (BGN) genes, complete cds; and plasma membrane calcium ATPase isoform 3 (PMCA3) gene, partial cds
3681	16434	28078	3.68	8.7E-02	U82695.2	NT	Homo sapiens zinc finger, protein 92 (ZFP92), expressed-Xq28STS protein (XQ28ORF), and biglycan (BGN) genes, complete cds; and plasma membrane calcium ATPase isoform 3 (PMCA3) gene, partial cds
4658	17382	30027	1.19	8.7E-02	AF178636.1	NT	Mus musculus JNK interacting protein-3a (Jip3) mRNA, complete cds
5231	18037	30663	5.88	8.7E-02	AA286875.1	EST_HUMAN	zs55g08.s1 NCI_CGAP_GCB1 Homo sapiens cDNA clone IMAGE:701438 3'
5231	18037	30664	5.88	8.7E-02	AA286875.1	EST_HUMAN	zs55g08.s1 NCI_CGAP_GCB1 Homo sapiens cDNA clone IMAGE:701438 3'
6745	19578	32612	0.77	8.7E-02	AJ271885.2	NT	Mus musculus partial Kcnq1 gene for potassium channel protein, exons 10-14
6745	19578	32613	0.77	8.7E-02	AJ271885.2	NT	Mus musculus partial Kcnq1 gene for potassium channel protein, exons 10-14
6943	19425	32440	0.71	8.7E-02	AF281342.1	NT	Oncorhynchus mykiss TAT-binding protein 1 mRNA, partial cds
7761	20457		0.45	8.7E-02	AA284532.1	EST_HUMAN	z120e03.s1 Soares ovary tumor NbHOT Homo sapiens cDNA clone IMAGE:713692 3'
8413	21106	34246	0.9	8.7E-02	AE004787.1	NT	Pseudomonas aeruginosa PAO1, section 348 of 529 of the complete genome
8413	21106	34246	0.9	8.7E-02	AE004787.1	NT	Pseudomonas aeruginosa PAO1, section 348 of 529 of the complete genome
10610	23304		2.46	8.7E-02	L04758.1	NT	Oryctolagus cuniculus cytochrome P-450 (CYP4A4) gene, 5' end
11282	23943	37237	2.55	8.7E-02	AJ007763.1	NT	Glucobacter oxydans tRNA-Ile and tRNA-Ala genes
12145	24633		2.1	8.7E-02	X17116.1	NT	Human DNA for immunoglobulin alpha heavy chain from a case of alpha heavy chain disease
12340	24750		1.75	8.7E-02	6679057	NT	Mus musculus nidogen 2 (Nid2), mRNA
1230	13979	26649	7.02	8.6E-02	AJ271736.1	NT	Homo sapiens Xq pseudautosomal region; segment 2/2
2240	14958	27706	1.82	8.0E-02	BE408697.1	EST_HUMAN	601304016F1 NIH_MGC_21 Homo sapiens cDNA clone IMAGE:3638643 5'
3183	15946	28598	4.57	8.6E-02	L05468.1	NT	Trichomonas vaginalis beta-tubulin (btub1) gene, complete cds

Page 122 of 536  
Table 4  
Single Exon Probes Expressed in Brain

Probe SEQ ID NO:	Exon SEQ ID NO:	ORF SEQ ID NO:	Expression Signal	Most Similar (Top) Hit BLAST E Value	Top Hit Accession No.	Top Hit Database Source	Top Hit Descriptor
3636	16388		3.77	8.6E-02	AF163362.1	NT	Dicyostelium discoideum adenyl cyclase (acaA) gene, complete cds
5134	17852		0.88	8.6E-02	BF570296.1	EST_HUMAN	602186716T1 NIH_MGC_45 Homo sapiens cDNA clone IMAGE:4310259 3'
6003	18784	31746	4.75	8.6E-02	Y10826.1	NT	Homo sapiens LCN11b gene
6281	19054	32033	1.58	8.6E-02	J00440.1	NT	Mouse germline IgM chain gene, D region; D-q52, mu switch region (part e)
6281	19054	32034	1.56	8.6E-02	J00440.1	NT	Mouse germline IgM chain gene, D region; D-q52, mu switch region (part a)
7481	20153	33248	1.34	8.6E-02	P14616	SWISSPROT	INSULIN RECEPTOR-RELATED PROTEIN PRECURSOR (IRR) (IR-RELATED RECEPTOR)
7831	20526	33651	1.25	8.6E-02	5730068	NT	Homo sapiens Smf2-related CBP activator protein (SRCAP) mRNA
7831	20526	33652	1.25	8.6E-02	5730066	NT	Homo sapiens Smf2-related CBP activator protein (SRCAP) mRNA
7989	20664	33788	0.62	8.6E-02	11427428	NT	Homo sapiens hypothetical protein FLJ11006 (FLJ11006), mRNA
8031	20726		0.81	8.6E-02	U60168.1	NT	Dicyostelium discoideum proteasome subunit C2 homolog PrC (prfC) gene, complete cds
9637	22289	35482	1.76	8.6E-02	AF111170.3	NT	Homo sapiens 14q32 Jaggged2 gene, complete cds; and unknown gene
9673	22326		0.58	8.6E-02	AW662163.1	EST_HUMAN	h20c08.x1 NCL_CGAP_GU1 Homo sapiens cDNA clone IMAGE:2972846 3'
10053	22701	35918	0.81	8.6E-02	AF026504.1	NT	Rattus norvegicus SPA-1 like protein p1294 mRNA, complete cds
10865	23545	36792	1.8	8.6E-02	AF206551.1	NT	Lacerta media cytochrome c oxidase subunit 1 gene, partial cds; mitochondrial gene for mitochondrial product
10865	23545	36793	1.8	8.6E-02	AF206551.1	NT	Lacerta media cytochrome c oxidase subunit 1 gene, partial cds; mitochondrial gene for mitochondrial product
11214	23877	37163	4.64	8.6E-02	BF305606.1	EST_HUMAN	601893437F1 NIH_MGC_17 Homo sapiens cDNA clone IMAGE:4139216 5'
11214	23877	37164	4.64	8.6E-02	BF305606.1	EST_HUMAN	601893437F1 NIH_MGC_17 Homo sapiens cDNA clone IMAGE:4139216 5'
11417	23184	36414	5.97	8.6E-02	AE001073.1	NT	Archaeoglobus fulgidus section 34 of 172 of the complete genome
11568	24167	37481	2.11	8.6E-02	AF283660.1	NT	Bacillus stearothermophilus BsrFI methylase (FIM) and BsrFI restriction endonuclease (FIR) genes, complete cds
2395	15116	27853	3.3	8.5E-02	AE000652.1	NT	Halobacter pylon 26695 section 130 of 134 of the complete genome
5883	18380	31292	0.75	8.5E-02	AA985491.1	EST_HUMAN	0483607.s1 NCL_CGAP_Kid6 Homo sapiens cDNA clone IMAGE:1592917 3' similar to gb:K01144 HLA CLASS II HISTOCOMPATIBILITY ANTIGEN, GAMMA CHAIN PRECURSOR (HUMAN);
5821	18417		1.29	8.5E-02	P09089	SWISSPROT	M PROTEIN, SEROTYPE 6 PRECURSOR
5921	18706	31658	6.95	8.5E-02	AF233895.1	NT	Mus musculus phospholipase C-like protein mRNA, partial cds
8504	21166	34340	1.65	8.5E-02	6754779	NT	Mus musculus myosin XV (Myo15), mRNA
9736	22387	35591	2.81	8.5E-02	BE833054.1	EST_HUMAN	RC4-OT0037-200700-014-e05 OT0037 Homo sapiens cDNA
9736	22387	35592	2.81	8.5E-02	BE833054.1	EST_HUMAN	RC4-OT0037-200700-014-e05 OT0037 Homo sapiens cDNA
10261	22909	36119	0.54	8.5E-02	X76731.1	NT	V.ammodytes gene for armodytotoxin C
10382	23028	36243	0.87	8.5E-02	11418108	NT	Homo sapiens chromosome 22 open reading frame 5 (C22ORF5), mRNA
11105	23775		8.87	8.5E-02	AF155510.1	NT	Homo sapiens heparanase precursor, mRNA, complete cds
11125	23794	37070	4.43	8.5E-02	AB001562.1	NT	Streptococcus mutans gene for glucose-1-phosphatase uridylyltransferase, complete cds



Page 123 of 536  
Table 4  
Single Exon Probes Expressed in Brain

Probe SEQ ID NO:	Exon SEQ ID NO:	ORF SEQ ID NO:	Expression Signal	Most Similar (Top) Hit BLAST E Value	Top Hit Accession No.	Top Hit Database Source	Top Hit Descriptor
12700	24981		3.8	8.5E-02	AA362934.1	EST_HUMAN	EST12736 Ovary 1 Homo sapiens cDNA 5' end
2672	16602	28121	3.73	8.4E-02	W69330.1	EST_HUMAN	z444e1.1.1 Soares_fetal_heart_NbrHF19W Homo sapiens cDNA clone IMAGE:343532 5'
3801	16553	29184	1	8.4E-02	A1827686.1	EST_HUMAN	wf10f11.x1 Soares_NFL_T_GBC_S1 Homo sapiens cDNA clone IMAGE:2350221 3' similar to contains element MSR1 repetitive element;
4321	17060	29685	1.07	8.4E-02	AF257213.1	NT	Cavia porcellus glycoprotein alpha-subunit mRNA, complete cds
4321	17060	29688	1.07	8.4E-02	AF257213.1	NT	Cavia porcellus glycoprotein alpha-subunit mRNA, complete cds
5137	17855	30472	4.97	8.4E-02	AB042555.1	NT	Homo sapiens mRNA, similar to rat myomesalin, complete cds
5229	18055	30661	9.84	8.4E-02	BE267153.1	EST_HUMAN	601190436F1 NIH_MGC_7 Homo sapiens cDNA clone IMAGE:3534393 5'
6590	19353	32366	1.72	8.4E-02	AK024458.1	NT	Homo sapiens mRNA for FLJ00050 protein, partial cds
7928	20623	33761	7.18	8.4E-02	BE096074.1	EST_HUMAN	CM3-BT0790-260400-162-005 BT0790 Homo sapiens cDNA
8741	21433	34578	1.01	8.4E-02	AF218890.1	NT	Homo sapiens attractin precursor (ATRN) gene, exon 2
10260	22908	36118	1.83	8.4E-02	A1795184.1	EST_HUMAN	as88g10.x1 Barsiead colon HPLRB7 Homo sapiens cDNA clone IMAGE:2335842 3' similar to TR:O88312
12070	24584	31122	1.68	8.4E-02	R79408.1	EST_HUMAN	O88312 GOB-4.;
2005	14741	27465	0.92	8.3E-02	5933680	NT	y83h112.1 Soares placenta Nb2HP Homo sapiens cDNA clone IMAGE:145895 5'
2005	14741	27468	0.92	8.3E-02	5933680	NT	bodes hexagonus mitochondrion, complete genome
3680	16335	28980	6.91	8.3E-02	P75334	SWISSPROT	bodes hexagonus mitochondrion, complete genome
3607	16360	29001	0.83	8.3E-02	A1436797.1	EST_HUMAN	HYPOTHETICAL LIPOPROTEIN MG309 HOMOLOG PRECURSOR
3607	16360	29002	0.83	8.3E-02	A1436797.1	EST_HUMAN	th82g06.x1 Soares_NIHMPu_S1 Homo sapiens cDNA clone IMAGE:2125210 3'
6166	18943	31014	1.05	8.3E-02	A1942338.1	EST_HUMAN	th82g06.x1 Soares_NIHMPu_S1 Homo sapiens cDNA clone IMAGE:2125210 3'
6273	19046	32023	3.05	8.3E-02	AF052693.1	NT	w079f11.x1 NCI_CGAP_K1611 Homo sapiens cDNA clone IMAGE:2461581 3'
7880	20575	33702	2.98	8.3E-02	AF195787.1	NT	Homo sapiens protocadherin 43 gene, exon 1
7911	20606		1.46	8.3E-02	AA865285.1	EST_HUMAN	Rattus norvegicus dystrophin-related protein 2 A-form splice variant (Dtp2) mRNA, complete cds
8198	20892		1.32	8.3E-02	AA887873.1	EST_HUMAN	og88g08.s1 NCI_CGAP_K165 Homo sapiens cDNA clone IMAGE:1455422 3' similar to contains L1.L1.L1.L1 repetitive element;
9436	22116	35291	1.41	8.3E-02	AW569503.1	EST_HUMAN	og81f10.s1 NCI_CGAP_K166 Homo sapiens cDNA clone IMAGE:1592779 3'
9451	22001		1.88	8.3E-02	AL161595.2	NT	ie05h10.x1 Human Pancreatic Islets Homo sapiens cDNA 3' similar to TR:Q15332 Q15332 GAMMA
10240	22888		0.49	8.3E-02	AF020409.1	NT	SUBUNIT OF SODIUM POTASSIUM ATPASE LIKE.;
12158	25353		1.67	8.3E-02	BE958458.1	EST_HUMAN	Arabidopsis thaliana DNA chromosome 4, contig fragment No. 91
1357	14105		7.15	8.2E-02	Y08170.2	NT	Dictyostelium discoideum Doca (dcca) mRNA, complete cds
1481	14228	26914	1.99	8.2E-02	AF167077.2	NT	601644770F1 NIH_MGC_56 Homo sapiens cDNA clone IMAGE:3929893 5'
3071	15637		2.07	8.2E-02	AL163206.2	NT	Gallus gallus mRNA for OBCAM protein gamma isoform
3784	16536		1.95	8.2E-02	AL161498.2	NT	Canis familiaris glutamate transporter (EAAT4) mRNA, complete cds
						NT	Homo sapiens chromosome 21 segment HS21C006
						NT	Arabidopsis thaliana DNA chromosome 4, contig fragment No. 10

Page 124 of 536  
Table 4  
Single Exon Probes Expressed in Brain

Probe SEQ ID NO:	Exon SEQ ID NO:	ORF SEQ ID NO:	Expression Signal	Most Similar (Top) Hit BLAST E Value	Top Hit Accession No.	Top Hit Database Source	Top Hit Descriptor
3989	16737	29371	1.07	8.2E-02	AL163206.2	NT	Homo sapiens chromosome 21 segment HS21C006
4251	16992	29617	4.97	8.2E-02	P48960	SWISSPROT	LEUCOCYTE ANTIGEN CD97 PRECURSOR
4251	16992	29618	4.97	8.2E-02	P48960	SWISSPROT	LEUCOCYTE ANTIGEN CD97 PRECURSOR
4251	16992	29619	4.97	8.2E-02	P48960	SWISSPROT	LEUCOCYTE ANTIGEN CD97 PRECURSOR
5022	17743	30354	2.44	8.2E-02	U76009.1	NT	Mus musculus zinc transporter (Znt-3) gene, complete cds
5070	17789		2.39	8.2E-02	Z69893.1	NT	T. infantiatum transposon Restless DNA
5252	18058	30687	1.49	8.2E-02	BE897030.1	EST_HUMAN	601439576F1 NIH_MGC_72 Homo sapiens cDNA clone IMAGE:3924523 5'
6925	19661	32707	3.09	8.2E-02	AF309555.1	NT	Bos taurus connective tissue growth factor precursor (CTGF) gene, complete cds
7632	20298		0.67	8.2E-02	AV743341.1	EST_HUMAN	AV743341 CB Homo sapiens cDNA clone OBLANF07 5'
8670	21362	34509	2.95	8.2E-02	AW875128.1	EST_HUMAN	RC2-PT0004-031299-011-005 PT0004 Homo sapiens cDNA
9499	22152	35332	5.36	8.2E-02	X04197.1	NT	Beet necrotic yellow vein virus RNA-2
9663	22315	35512	2.24	8.2E-02	BE254318.1	EST_HUMAN	601116055F1 NIH_MGC_16 Homo sapiens cDNA clone IMAGE:3355596 5'
12184	24646	31102	4.03	8.2E-02	AE002246.2	NT	Mus musculus epidermal growth factor receptor (Egfr) gene, exons 5 through 28, and complete cds, alternatively spliced
12564	25138		3.65	8.2E-02	AF275366.1	NT	Xyella fastidiosa, section 152 of 228 of the complete genome
5668	18463	31378	0.79	8.1E-02	AE004008.1	NT	A1484F Heart Homo sapiens cDNA clone A1484
6286	19059	32040	1.19	8.1E-02	T11632.1	EST_HUMAN	Homo sapiens chromosome 21 segment HS21C078
7097	19786		0.66	8.1E-02	AL163279.2	NT	wd86f08.x1 NCL_CGAP_Lu24 Homo sapiens cDNA clone IMAGE:2338503 3'
7482	20154		1.25	8.1E-02	A1692661.1	EST_HUMAN	Homo sapiens hypothetical protein FLJ10060 (FLJ10060), mRNA
8238	20932	34067	0.61	8.1E-02	11428974	NT	Homo sapiens hypothetical protein FLJ10060 (FLJ10060), mRNA
8238	20932	34068	0.61	8.1E-02	11428974	NT	Homo sapiens extracellular glycoprotein lactiferrin precursor, gene, complete cds
9812	22463		1.64	8.1E-02	AY005150.1	NT	Homo sapiens chromosome 21 segment HS21C002
11482	24093	37395	2.08	8.1E-02	AL163202.2	NT	EST366723 MAGC resequences, MAGC Homo sapiens cDNA
5	15534	25447	5.03	8.0E-02	AW954853.1	EST_HUMAN	Molluscum contagiosum virus subtype 1, complete genome
816	13682	26344	0.79	8.0E-02	U60315.1	NT	Human gene for dihydropyrimidinase succinyltransferase, complete cds (exon 1-15)
1694	15576	27134	9.85	8.0E-02	D26585.1	NT	Human gene for dihydropyrimidinase succinyltransferase, complete cds (exon 1-15)
1694	15576	27135	9.85	8.0E-02	D26585.1	NT	Human gene for dihydropyrimidinase succinyltransferase, complete cds (exon 1-15)
1896	14633	27343	3.27	8.0E-02	BE067219.1	EST_HUMAN	PM3-BT0347-170200-001-b08 BT0347 Homo sapiens cDNA
2374	15096	27695	1.09	8.0E-02	D90915.1	NT	Synechocystis sp. PCC6803 complete genome, 17/27, 2137259-2287269
2374	15086	27836	1.09	8.0E-02	D90915.1	NT	Synechocystis sp. PCC6803 complete genome, 17/27, 2137259-2287269
2473	15191		4.2	8.0E-02	BF246744.1	EST_HUMAN	601855548F1 NIH_MGC_57 Homo sapiens cDNA clone IMAGE:4075619 5'
2823	13827	26486	0.98	8.0E-02	BE23449.1	NT	Dictyosellium discoideum cyclic nucleotide phosphodiesterase gene, complete cds
2901	15667	28315	1.43	8.0E-02	AL445067.1	NT	Thermoplasma acidophilum complete genome, segment 5/5
3797	16549	29182	1.01	8.0E-02	AW966118.1	EST_HUMAN	EST378191 MAGC resequences, MAG1 Homo sapiens cDNA

Page 125 of 536  
Table 4

Single Exon Probes Expressed in Brain

Probe SEQ ID NO:	Exon SEQ ID NO:	ORF SEQ ID NO:	Expression Signal	Most Similar (Top) Hit BLAST E Value	Top Hit Accession No.	Top Hit Database Source	Top Hit Descriptor
4726	17457	30093	1.43	8.0E-02	A1434202.1	EST_HUMAN	U131g02.x1 NCI_CGAP_Gas4 Homo sapiens cDNA clone IMAGE:2132114 3'
4784	17498		6.33	8.0E-02	X72794.1	NT	M.musculus gene for gelatinase B
5108	17826	30443	0.87	8.0E-02	AW207037.1	EST_HUMAN	U114811.afd-f-10-UJ.s1 NCI_CGAP_Sub3 Homo sapiens cDNA clone IMAGE:2721547 3'
6801	18591	31516	3.16	8.0E-02	AF276948.1	NT	Homo sapiens ABCA1 (ABCA1) gene, complete cds
7080	18591	31516	1.82	8.0E-02	AF276948.1	NT	Homo sapiens ABCA1 (ABCA1) gene, complete cds
8027	20722	33854	3.79	8.0E-02	AL114993.1	NT	Botrytis chereza strain T4 cDNA library under conditions of nitrogen deprivation
9289	21956	36127	1.12	8.0E-02	X74208.1	NT	H. sapiens AGT gene, intron 4
9289	21956	35128	1.12	8.0E-02	X74208.1	NT	H. sapiens AGT gene, intron 4
10058	22706		0.55	8.0E-02	AL163209.2	NT	Homo sapiens chromosome 21 segment HS21C009
10892	23383	36823	2.27	8.0E-02	AF217796.1	NT	Homo sapiens SCG10 like-protein, helicase-like protein NHL, M68, and ADP-ribosylation factor related protein 1 (ARFRP1) genes, complete cds
12185	24665	31070	6.39	8.0E-02	AJ005375.1	NT	Drosophila orena hunchback region
12748	17903		2.21	8.0E-02	4503034	NT	Homo sapiens cAMP responsive element binding protein-like 2 (CREBL2) mRNA
2171	14900	27634	3.52	7.9E-02	BE250008.1	EST_HUMAN	600943191F1 NIH_MGC_16 Homo sapiens cDNA clone IMAGE:2969510 5'
2978	15744	28392	7.25	7.9E-02	A1582029.1	EST_HUMAN	ar68cd08.x1 Barsbad colon HPLRB7 Homo sapiens cDNA clone IMAGE:2173646 3' similar to gb:Z26876
3777	16529	29168	0.97	7.9E-02	AF030694.2	NT	60S RIBOSOMAL PROTEIN L38 (HUMAN); Plasmidium falciparum strain Dd2 heat shock protein 86 (HSP86), O1 (o1), O3 (o3), O2 (o2), CG8 (cg8), CG4 (cg4), CG3 (cg3), putative chloroquine resistance transporter (crt), CG9 (cg9), CG1 (cg1), CG6 (cg6), CG2 (cg2), and CG7 (cg7) genes, complete cds
3832	16583	29217	5.01	7.9E-02	6681044	NT	Mus musculus colony stimulating factor 1 receptor (Csf1r), mRNA
3832	16583	29218	5.01	7.9E-02	6681044	NT	Mus musculus colony stimulating factor 1 receptor (Csf1r), mRNA
4645	17379	30011	0.99	7.9E-02	BF348454.1	EST_HUMAN	602019770F1 NCI_CGAP_Bim67 Homo sapiens cDNA clone IMAGE:4155401 5'
4760	17492		1.31	7.9E-02	AB008019.1	NT	Arabidopsis thaliana RXW24L mRNA, partial cds
4851	17581	30204	1.02	7.9E-02	L24757.1	NT	Human bone sialoprotein (BNSP) gene, exons 2, 3 and 4
6597	19360		1.16	7.9E-02	BF366016.1	EST_HUMAN	RC3-GN0042-310800-024-d11 GN0042 Homo sapiens cDNA
7931	20628	33754	2.79	7.9E-02	U27832.1	NT	Saccharomyces cerevisiae suppressor of Mif2 Smt4p (SMT4) gene, complete cds
8927	22575	35773	4.21	7.9E-02	A1081844.1	EST_HUMAN	ou693d05.st NCI_CGAP_Br2 Homo sapiens cDNA clone IMAGE:1632465 3' similar to WP:C37A2.2
8927	22575	35773	4.21	7.9E-02	A1081844.1	EST_HUMAN	CE098111; ou693d05.st NCI_CGAP_Br2 Homo sapiens cDNA clone IMAGE:1632465 3' similar to WP:C37A2.2
1188	13940	26604	1.77	7.8E-02	A1793275.1	EST_HUMAN	CE098111; ou694d02.y6 NCI_CGAP_Lu5 Homo sapiens cDNA clone IMAGE:1570467 5' similar to contains L1.i3 L1 repetitive element;
1188	13940	28605	1.77	7.8E-02	A1793275.1	EST_HUMAN	CE098111; ou694d02.y5 NCI_CGAP_Lu5 Homo sapiens cDNA clone IMAGE:1570467 5' similar to contains L1.i3 L1 repetitive element;

Page 126 of 536  
Table 4

Single Exon Probes Expressed In Brain

Probe SEQ ID NO:	Exon SEQ ID NO:	ORF SEQ ID NO:	Expression Signal	Most Similar (Top) Hit BLAST E Value	Top Hit Accession No.	Top Hit Database Source	Top Hit Descriptor
5027	16484		2.47	7.8E-02	BE250048.1	EST_HUMAN	600943056F1 NIH_MGC_15 Homo sapiens cDNA clone IMAGE:2959693 5'
6976	19457	32479	0.88	7.8E-02	U82695.2	NT	Homo sapiens zinc finger protein 92 (ZFP92), expressed-Xq28STS protein (XQ28ORF), and biglycan (BGN) genes, complete cds; and plasma membrane calcium ATPase isoform 3 (PMCA3) gene, partial cds
6976	19457	32480	0.88	7.8E-02	U82695.2	NT	Homo sapiens zinc finger protein 92 (ZFP92), expressed-Xq28STS protein (XQ28ORF), and biglycan (BGN) genes, complete cds; and plasma membrane calcium ATPase isoform 3 (PMCA3) gene, partial cds
8684	21376	34520	0.71	7.8E-02	BE897947.1	EST_HUMAN	601440439F1 NIH_MGC_72 Homo sapiens cDNA clone IMAGE:3925449 5'
8778	21471	34816	0.66	7.8E-02	X78344.1	NT	S. cerevisiae CAT8 gene
8961	21642	34789	0.79	7.8E-02	AF233437.1	NT	Homo sapiens FYVE domain-containing dual specificity protein phosphatase FYVE-DSP1b mRNA, complete cds
8961	21642	34789	0.79	7.8E-02	AF233437.1	NT	Homo sapiens FYVE domain-containing dual specificity protein phosphatase FYVE-DSP1b mRNA, complete cds
8951	21842	34790	0.79	7.8E-02	AF233437.1	NT	Homo sapiens FYVE domain-containing dual specificity protein phosphatase FYVE-DSP1b mRNA, complete cds
9261	22016	35183	1.07	7.8E-02	AA469354.1	EST_HUMAN	nc88b06.r1 NC1_CGAP_P1 Homo sapiens cDNA clone IMAGE:771731
9701	22352	35547	0.62	7.8E-02	Z99124.1	NT	Bacillus subtilis complete genome (section 21 of 21); from 3999281 to 4214814
10662	23258	36494	4.58	7.8E-02	U32323.1	NT	Human interleukin-11 receptor alpha chain gene, complete cds
12764	26016	26016	3.92	7.8E-02	AF096349.1	NT	HIV-1 strain 97USNG30 from USA, envelope glycoprotein (env) gene, partial cds
1378	15588	28600	1.25	7.7E-02	AF161897.1	NT	Homo sapiens WRN (WRN) gene, complete cds
3574	16328		1.97	7.7E-02	AJ238093.1	NT	Homo sapiens partial AF-4 gene, exons 2 to 7 and Alu repeat elements
5466	18255	31145	0.59	7.7E-02	AF026336.1	NT	Gallus gallus collagen type XI alpha-1 (COL12A1) gene, promoter region and partial cds
7809	20504	33625	5.37	7.7E-02	AA402949.1	EST_HUMAN	zu56d11.r1 Soares ovary tumor NbHOT Homo sapiens cDNA clone IMAGE:741717 5' similar to TR:G1173905 G1173905 SPLICEOSOME ASSOCIATED PROTEIN. ;
9735	22386	35590	3.94	7.7E-02	P38080	SWISSPROT	PROBABLE SERINE/THREONINE-PROTEIN KINASE YBR059C
10031	22879	35895	0.85	7.7E-02	AJ318662.1	EST_HUMAN	ta60b08.x1 NC1_CGAP_HSC2 Homo sapiens cDNA clone IMAGE:2050359 3' similar to gb:Z26876 60S RIBOSOMAL PROTEIN L38 (HUMAN);
10031	22879	35895	0.85	7.7E-02	AJ318662.1	EST_HUMAN	ta60b08.x1 NC1_CGAP_HSC2 Homo sapiens cDNA clone IMAGE:2050359 3' similar to gb:Z26876 60S RIBOSOMAL PROTEIN L38 (HUMAN);
10933	23613	35863	4.51	7.7E-02	11422757	NT	Homo sapiens KIAA0628 gene product (KIAA0628), mRNA
12389	25215		2.68	7.7E-02	11436859	NT	Homo sapiens interferon regulatory factor 7 (IRF7), mRNA
3382	16141	28798	1.97	7.6E-02	BE514432.1	EST_HUMAN	601316426F1 NIH_MGC_8 Homo sapiens cDNA clone IMAGE:3634903 5'
3403	16161	28812	1.14	7.6E-02	AA296447.1	EST_HUMAN	EST112214 Cerebellum II Homo sapiens cDNA 5' end similar to similar to protocadherin 43
3547	16302	28962	0.71	7.6E-02	AJ400877.1	NT	Homo sapiens ASCL3 gene, CEGP1 gene, C11orf14 gene, C11orf15 gene, C11orf16 gene and C11orf17 gene
6008	16787	31749	0.81	7.6E-02	AJ061275.1	EST_HUMAN	an25g02.x1 Gessler Wilms Tumor Homo sapiens cDNA clone IMAGE:1669730 3'

Page 127 of 536  
Table 4

Single Exon Probes Expressed in Brain

Probe SEQ ID NO:	Exon SEQ ID NO:	ORF SEQ ID NO:	Expression Signal	Most Similar (Top) Hit BLAST E Value	Top Hit Accession No.	Top Hit Database Source	Top Hit Descriptor
6263	19037	32012	0.92	7.6E-02	BE379328.1	EST_HUMAN	601236402F1 NIH_MGC_44 Homo sapiens cDNA clone IMAGE:3608401 5'
9270	22024	35194	1.47	7.6E-02	AJ131016.1	NT	Homo sapiens SCL gene locus
9797	22448		1.63	7.6E-02	AL139078.2	NT	Campylobacter jejuni NCTC11188 complete genome, segment 5/6
10119	22767	35979	0.49	7.6E-02	BE708002.1	EST_HUMAN	RC1-HT0545-020800-017-406 HT10545 Homo sapiens cDNA
10247	22895		0.75	7.6E-02	BE959638.2	EST_HUMAN	601654915R1 NIH_MGC_57 Homo sapiens cDNA clone IMAGE:3839810 3'
10487	23133	36359	0.71	7.6E-02	XG2656.1	NT	L.esculentum mRNA for triose phosphate translocator
10487	23133	36360	0.71	7.6E-02	XG2656.1	NT	L.esculentum mRNA for triose phosphate translocator
11678	24273	37595	2.45	7.6E-02	AW996845.1	EST_HUMAN	QV3-BN0046-150400-151-e04 BN0046 Homo sapiens cDNA
767	13540	26199	1.44	7.5E-02	5902093	NT	Homo sapiens solute carrier family 6 (neurotransmitter transporter, glycine), member 9 (SLC9A9), mRNA
767	13540	26200	1.44	7.5E-02	5902093	NT	Homo sapiens solute carrier family 6 (neurotransmitter transporter, glycine), member 9 (SLC9A9), mRNA
4472	17207	29833	1.17	7.5E-02	AB015961.1	NT	Homo sapiens IL-18 gene for interleukin-18, intron 1 and exon 2
5762	18553	31477	0.91	7.5E-02	AJ948714.1	EST_HUMAN	wq24h09.x1 NCI CGAP KID11 Homo sapiens cDNA clone IMAGE:2472257 3'
8236	20930	34066	1.05	7.5E-02	AJ864387.1	EST_HUMAN	wf52b02.x1 NCI CGAP_Bm25 Homo sapiens cDNA clone IMAGE:2428491 3' similar to gb:M14328 ALPHA ENOLASE (HUMAN);
8405	21098	34234	1.17	7.5E-02	AJ116913.1	EST_HUMAN	AU116913 HEMBA1 Homo sapiens cDNA clone HEMBA1000284 5'
9932	22680		0.54	7.5E-02	BF221730.1	EST_HUMAN	7681c05.x1 NCI CGAP_Pr28 Homo sapiens cDNA clone IMAGE:3578504 3' similar to contains element
10390	23036	36252	0.7	7.5E-02	BF206809.1	EST_HUMAN	MER27 repetitive element;
10488	23134	36361	0.72	7.5E-02	X79460.1	NT	601670205F1 NIH_MGC_19 Homo sapiens cDNA clone IMAGE:4100449 5'
465	13250	25891	1.46	7.4E-02	AW838547.1	EST_HUMAN	C.fimi DSM 20113 16S rDNA
1445	14192		0.92	7.4E-02	AF030027.1	NT	RC5-LT0054-260100-011-H09 LT0054 Homo sapiens cDNA
2585	15299		1.32	7.4E-02	8755069	NT	Equine herpesvirus 4 strain NS90567, complete genome
3581	16338	28981	0.86	7.4E-02	AJ807885.1	EST_HUMAN	Mus musculus paired-like homeodomain transcription factor 1 (Pitx1), mRNA
4658	17390	30024	2.03	7.4E-02	L78810.1	NT	wf43h01.x1 Soares_NFL_I_GBC_S1 Homo sapiens cDNA clone IMAGE:2358385 3'
4741	17473	30108	2.94	7.4E-02		NT	Homo sapiens ADP/ATP carrier protein (ANT-2) gene, complete cds
4889	17616	30235	2.1	7.4E-02	8978442	NT	Rattus norvegicus Activin receptor like kinase 1 (Acvrl1), mRNA
6403	19172		2.18	7.4E-02	RJ17477.1	EST_HUMAN	Mus musculus ubiquitin c-terminal hydrolase related polypeptide (Uchrlp), mRNA
7801	20486	33618	1.52	7.4E-02	BE980112.1	EST_HUMAN	Y914g06.r1 Soares Infant brain 1N1B Homo sapiens cDNA clone IMAGE:32339 5'
8399	21092	34228	1.03	7.4E-02	U66089.1	NT	601493368F1 NIH_MGC_69 Homo sapiens cDNA clone IMAGE:3895284 5'
9064	21753	34913	1.12	7.4E-02	AW628605.1	EST_HUMAN	Human perlecan tryptophan protein 2 (PWP2) gene, exons 15 to 21, and complete cds hh67d11.y1 NCI CGAP_GUT1 Homo sapiens cDNA clone IMAGE:2867861 5' similar to SW:SCA2_HUMAN O15127 SECRETORY CARRIER-ASSOCIATED MEMBRANE PROTEIN 2.;

Page 128 of 536  
Table 4  
Single Exon Probes Expressed in Brain

Probe SEQ ID NO:	Exon SEQ ID NO:	ORF SEQ ID NO:	Expression Signal	Most Similar (Top) Hit BLAST E Value	Top Hit Accession No.	Top Hit Database Source	Top Hit Descriptor
9064	21753	34914	1.12	7.4E-02	AW628605.1	EST_HUMAN	hh87d11.y1 NCI_CGAP_GU1 Homo sapiens cDNA clone IMAGE:2887861 5' similar to SW:SCA2_HUMAN O15127 SECRETORY CARRIER-ASSOCIATED MEMBRANE PROTEIN 2.
9339	20410	33525	0.52	7.4E-02	AI672939.1	EST_HUMAN	wet4d02.x1 Soares_Dieckgraefe_colon_NHGD Homo sapiens cDNA clone IMAGE:2346819 3'
9339	20410	33526	0.52	7.4E-02	AI672939.1	EST_HUMAN	wet4d02.x1 Soares_Dieckgraefe_colon_NHGD Homo sapiens cDNA clone IMAGE:2346819 3'
9714	22365	35563	1.03	7.4E-02	U62293.1	NT	Human LIM-kinase1 and alternatively spliced LIM-kinase1 (LIMK1) gene, complete cds
9841	22492	35692	0.52	7.4E-02	BF512676.1	EST_HUMAN	UI-H-BW1-army-g-06-Q-U1.s1 NCI_CGAP_Sub7 Homo sapiens cDNA clone IMAGE:3069898 3'
10839	23619	36869	1.28	7.4E-02	AA059167.1	EST_HUMAN	ZF64e01.t1 Soares retina N2b4HR Homo sapiens cDNA clone IMAGE:381720 5'
12126	24618		1.53	7.4E-02		NT	Homo sapiens histone deacetylase 5 (NY-CO-9), mRNA
12381	25329		2.21	7.4E-02	AW379431.1	EST_HUMAN	CM4-HT0243-081199-037-d11 HT0243 Homo sapiens cDNA
466	13242	25881	1.5	7.3E-02	BE984961.2	EST_HUMAN	601658738R1 NIH_MGC_69 Homo sapiens cDNA clone IMAGE:3886209 3'
456	13242	25882	1.5	7.3E-02	BE984961.2	EST_HUMAN	601658738R1 NIH_MGC_69 Homo sapiens cDNA clone IMAGE:3886209 3'
669	13445	26085	3.9	7.3E-02	AE001789.1	NT	Thermotoga maritima section 101 of 136 of the complete genome
1484	15570	26900	3.62	7.3E-02	AW900281.1	EST_HUMAN	CM0-NN1004-130300-284-g08 NN1004 Homo sapiens cDNA
1837	15580		12.41	7.3E-02	AL163302.2	NT	Homo sapiens chromosome 21 segment HS21C102
6361	19131	32126	1.32	7.3E-02	AA779977.1	EST_HUMAN	ZJ24e02.s1 Soares_fetal_liver_spleen_1NFLS_S1 Homo sapiens cDNA clone IMAGE:451178 3' similar to gb:L02426 26S PROTEASE SUBUNIT 4 (HUMAN);
7368	20048	33128	2.58	7.3E-02	P05143	SWISSPROT	PROLINE-RICH PROTEIN MP-3
7368	20048	33129	2.58	7.3E-02	P05143	SWISSPROT	PROLINE-RICH PROTEIN MP-3
8068	20762		1.16	7.3E-02	7662107	NT	Homo sapiens KIAA0424 protein (KIAA0424), mRNA
9110	21788		1.14	7.3E-02	AB011080.1	NT	Homo sapiens mRNA for KIAA0518 protein, partial cds
11179	19131	32126	2.06	7.3E-02	AA779977.1	EST_HUMAN	ZJ24e02.s1 Soares_fetal_liver_spleen_1NFLS_S1 Homo sapiens cDNA clone IMAGE:451178 3' similar to gb:L02426 26S PROTEASE SUBUNIT 4 (HUMAN);
11844	24428		5.07	7.3E-02	115660138	NT	Rattus norvegicus caspase recruitment domain protein 9 (LOC64171), mRNA
117	12837	25577	1	7.2E-02	AE000882.1	NT	Methanobacterium thermoautotrophicum from bases 1029155 to 1039934 (section 88 of 148) of the complete genome
117	12937	25578	1	7.2E-02	AE000882.1	NT	Methanobacterium thermoautotrophicum from bases 1029155 to 1039934 (section 88 of 148) of the complete genome
1458	14205	26890	2.72	7.2E-02	AL163301.2	NT	Homo sapiens chromosome 21 segment HS21C101
1458	14205	26891	2.72	7.2E-02	AL163301.2	NT	Homo sapiens chromosome 21 segment HS21C101
2592	15267		2.83	7.2E-02	U14794.1	NT	Human immunodeficiency virus type 1 isolate 28 reverse transcriptase (pol) gene, internal fragment, partial cds
3865	16615	29254	0.95	7.2E-02	AW298322.1	EST_HUMAN	UI-H-BW0-ajl-a-05-Q-U1.s1 NCI_CGAP_Sub6 Homo sapiens cDNA clone IMAGE:2732049 3'
4312	17061	29676	4.65	7.2E-02	BF572307.1	EST_HUMAN	60207757F1 NIH_MGC_62 Homo sapiens cDNA clone IMAGE:4251950 5'
4844	17378	30010	0.7	7.2E-02	11466563	NT	Rhodomonas salina mitochondrion, complete genome

Page 129 of 536  
Table 4  
Single Exon Probes Expressed In Brain

Probe SEQ ID NO:	Exon SEQ ID NO:	ORF SEQ ID NO:	Expression Signal	Most Similar (Top) Hit BLAST E Value	Top Hit Accession No.	Top Hit Database Source	Top Hit Descriptor
5205	18013	30635	2.88	7.2E-02	U67531.1	NT	Methanococcus jannaschii section 73 of 160 of the complete genome
5206	18014	30636	10.1	7.2E-02	F11120	SWISSPROT	CALMODULIN
7068	19759	32824	1.58	7.2E-02	BF216086.1	EST_HUMAN	601883558F1 NIH_MGC_57 Homo sapiens cDNA clone IMAGE:4095710 5'
7065	19775	32840	0.64	7.2E-02	AF221126.1	NT	Streptococcus pneumoniae putative response regulator (zmpR), putative histidine kinase (zmpS), and putative zinc metalloprotease (zmpB) genes, complete cds
7109	19797		1.5	7.2E-02	5834897	NT	Strongylocentrotus purpuratus mitochondrion, complete genome
8087	20781	33910	0.8	7.2E-02	P05143	SWISSPROT	PROLINE-RICH PROTEIN MP-3
8087	20781	33911	0.8	7.2E-02	P05143	SWISSPROT	PROLINE-RICH PROTEIN MP-3
8962	21653		0.61	7.2E-02	Y17217.1	NT	Lactococcus lactis cspE gene
9474	22127		0.49	7.2E-02	X16349.1	NT	Human gene for sex hormone-binding globulin (SHBG)
9511	22184	35346	2.32	7.2E-02	AV712452.1	EST_HUMAN	AV712452 DCA Homo sapiens cDNA clone DCAAUG01 5'
9689	22311	35509	3.8	7.2E-02	L14561.1	NT	Homo sapiens plasma membrane calcium ATPase isoform 1 (ATP2B1) gene, alternative splice products, partial cds
9814	22485	35667	0.93	7.2E-02	BF125399.1	EST_HUMAN	601763523F1 NIH_MGC_20 Homo sapiens cDNA clone IMAGE:4028436 5'
9903	22552	35747	2.53	7.2E-02	AW873187.1	EST_HUMAN	hq24111.x1 NCL_CGAP_Adr1 Homo sapiens cDNA clone IMAGE:3120333 3' similar to TR:Q9Z340 Q9Z340
10092	22740	35955	0.62	7.2E-02	AA768204.1	EST_HUMAN	ATYPICAL PKC SPECIFIC BINDING PROTEIN. ; oa62c07.s1 NCL_CGAP_GCB1 Homo sapiens cDNA clone IMAGE:1316844 3'
10250	22898	36108	1.93	7.2E-02	U82695.2	NT	Homo sapiens zinc finger protein 92 (ZFP92), expressed-xq28STS protein (XQ28ORF), and biglycan (BGN) genes, complete cds; and plasma membrane calcium ATPase isoform 3 (PMCA3) gene, partial cds
10372	23018	36234	5.54	7.2E-02	BE565003.1	EST_HUMAN	60134928F1 NIH_MGC_53 Homo sapiens cDNA clone IMAGE:3685951 5'
10395	23041		3.68	7.2E-02	BE539214.1	EST_HUMAN	601065104F1 NIH_MGC_10 Homo sapiens cDNA clone IMAGE:3451559 5'
10509	23155	36381	0.48	7.2E-02	AA706897.1	EST_HUMAN	z28h05.s1 Soares_fetal_liver_spleen_1NFLS_S1 Homo sapiens cDNA clone IMAGE:451641 3'
10830	23512	36753	3.3	7.2E-02	AF049874.1	NT	Rattus norvegicus bHLH transcription factor Mist1 (Mist1) gene, complete cds
11849	24433	37775	1.34	7.2E-02	AY009090.1	NT	Homo sapiens putative transmembrane protein dectin-1 mRNA, complete cds
12035	24560	31113	1.67	7.2E-02	AA773696.1	EST_HUMAN	af81a04.t1 Soares_NHMPu_S1 Homo sapiens cDNA clone IMAGE:1046398 5'
12069	24593		4.45	7.2E-02	AJ230796.1	EST_HUMAN	AJ230796 Homo sapiens library (Saravali P) Homo sapiens cDNA clone PS13D5 3'
12182	24654		1.73	7.2E-02	U82828.1	NT	Homo sapiens ataxia telangiectasia (ATM) gene, complete cds
12196	25185		8.19	7.2E-02	AW900962.1	EST_HUMAN	GM4-NN1009-200300-118-c11 NN1009 Homo sapiens cDNA
12699	25362		3.62	7.2E-02	AF020439.1	NT	Homo sapiens ATP-citrate lyase gene, intron 3
1897	14634	27344	2.01	7.1E-02	L02290.1	NT	Human immunodeficiency virus type 1 (D9) proviral structural capsid protein (gag) gene, partial cds
2280	15015	27751	5.07	7.1E-02	BF208802.1	EST_HUMAN	60187228F1 NIH_MGC_53 Homo sapiens cDNA clone IMAGE:4092981 5'
7807	20502	33622	0.77	7.1E-02	AI125294.1	EST_HUMAN	qd92a10.x1 Soares_testis_NHT Homo sapiens cDNA clone IMAGE:1736922 3'

Page 130 of 536  
Table 4  
Single Exon Probes Expressed in Brain

Probe SEQ ID NO:	Exon SEQ ID NO:	ORF SEQ ID NO:	Expression Signal	Most Similar (Top) Hit BLAST E Value	Top Hit Accession No.	Top Hit Database Source	Top Hit Descriptor
11922	24483		6.41	7.1E-02	BE304764.1	EST_HUMAN	601149974F1 NIH_MGC_15 Homo sapiens cDNA clone IMAGE:3051234 5'
515	13289	25931	1	7.0E-02	Q07092	SWISSPROT	COLLAGEN ALPHA 1(XVI) CHAIN PRECURSOR
1486	14233		1.27	7.0E-02	X96877.1	NT	M.artellia Mcut-1 gene
1766	14498	27199	1.08	7.0E-02	AA056343.1	EST_HUMAN	Z166F04.s1 Stratagene colon (#937204) Homo sapiens cDNA clone IMAGE:509599 3'
3027	15793	28440	2.1	7.0E-02	AW139152.1	EST_HUMAN	UI-H-B11-acy-c-07-0-UJ.s1 NCI_CGAP_Sub3 Homo sapiens cDNA clone IMAGE:2716020 3'
3878	16628	29266	0.74	7.0E-02	AA816438.1	EST_HUMAN	ai66a12.s1 Soares_testis_NHT Homo sapiens cDNA clone 1378678 3' similar to gb:K03002 60S
4119	16861		1.28	7.0E-02	AW792982.1	EST_HUMAN	RIBOSOMAL PROTEIN L32 (HUMAN);
4189	16930	29560	1.06	7.0E-02	AF077821.1	NT	CMO-UM0001-060300-270-e12 UM0001 Homo sapiens cDNA
4877	17604	30227	7.24	7.0E-02	BF381987.1	EST_HUMAN	Canis familiaris inducible nitric oxide synthase mRNA, complete cds
5293	18098		0.57	7.0E-02	Y09143.2	NT	601816291F1 NIH_MGC_56 Homo sapiens cDNA clone IMAGE:4050071 5'
7300	19983	33059	1.29	7.0E-02	AV689285.1	EST_HUMAN	Lumbricus rubellus mRNA for cyclophilin B
7509	20177	33271	0.84	7.0E-02	Y19187.1	NT	AV689285 GK Homo sapiens cDNA clone GKCCAE06 5'
8996	21686	34836	1.28	7.0E-02	9828113	NT	Gallus gallus mRNA for partial aczarin, XL spliced variant (acz gene)
9497	22150	35331	1.24	7.0E-02	K02901.1	NT	African swine fever virus, complete genome
9852	22502	35702	0.51	7.0E-02	U27286.1	NT	Rat Ig germline epsilon H-chain gene C-region, 3' end
11345	24035	37338	4.98	7.0E-02	AA724295.1	EST_HUMAN	Human myosin binding protein H (MYBP-H) gene, complete cds
501	13285	25917	4.3	6.9E-02	AL163210.2	NT	ah99a05.s1 Soares_NFL_T_GBC_S1 Homo sapiens cDNA clone IMAGE:1327184 3' similar to gb:L14837
501	13286	25918	4.3	6.9E-02	AL163210.2	NT	TIGHT JUNCTION PROTEIN ZO-1 (HUMAN);
1310	14058		1.2	6.9E-02	4507968	NT	Homo sapiens chromosome 21 segment HS21C010
3773	16525	29163	1.41	6.9E-02	Q08364	SWISSPROT	Homo sapiens chromosome 21 segment HS21C010
3773	16525	29194	1.41	6.9E-02	Q08394	SWISSPROT	Homo sapiens chromosome 21 segment HS21C010
5113	17631	30448	0.89	6.9E-02	AF121254.1	NT	Homo sapiens regulator of Gz-selective protein signaling (ZGAP1) mRNA, and translated products
5127	17845	30462	1.25	6.9E-02	BE284605.1	EST_HUMAN	26S PROTEASOME REGULATORY SUBUNIT S3 (NUCLEAR ANTIGEN 21D7)
7516	20187		0.61	6.9E-02	AF164967.1	NT	26S PROTEASOME REGULATORY SUBUNIT S3 (NUCLEAR ANTIGEN 21D7)
7951	20646		1.12	6.9E-02	U12022.1	NT	Enterococcus faecium cysteine aminopeptidase (pepC) gene, partial cds; phospho-beta-glucosidase BglB (bglB), beta-glucosidase specific transport protein (bglS), transcription antiterminator (bglR), enterocin B precursor (entB), enterocin B immaturity protease
8451	21143	34282	1.01	6.9E-02	BE667435.1	EST_HUMAN	601192383F1 NIH_MGC_7 Homo sapiens cDNA clone IMAGE:3536253 5'
8451	21143	34283	1.01	6.9E-02	BE667435.1	EST_HUMAN	Carline distemper virus strain A75/17, complete genome
9018	21708	34860	0.7	6.9E-02	U22967.1	NT	Human calmodulin (CALM1) gene, exons 2,3,4,5 and 6, and complete cde
12065	24590		1.92	6.9E-02	X74315.1	NT	601340661F1 NIH_MGC_53 Homo sapiens cDNA clone IMAGE:3863030 5'
							601340661F1 NIH_MGC_53 Homo sapiens cDNA clone IMAGE:3863030 5'
							Barbarie duck parvovirus REP protein (rep) and three capsid protein VP (vp) genes, complete cds
							X.laavis XFD2 mRNA for fork head protein



Table 4  
Single Exon Probes Expressed in Brain

Probe SEQ ID NO:	Exon SEQ ID NO:	ORF SEQ ID NO:	Expression Signal	Most Similar (Top) Hit BLAST E Value	Top Hit Accession No.	Top Hit Database Source	Top Hit Descriptor
12232	24685		1.69	6.9E-02	P44621	SWISSPROT	PROTEIN TRANSPORT PROTEIN HOFCE HOMOLOG
12447	24817		1.46	6.9E-02	AF195983.1	NT	Homo sapiens membrane-bound aminopeptidase P (XNPEP2) gene, complete cds
1876	14613	27321	1.56	6.8E-02	AA496769.1	EST_HUMAN	ae30f02.r1 Gessler Wilms tumor Homo sapiens cDNA clone IMAGE:897339 6' similar to gb:M22382 MITOCHONDRIAL MATRIX PROTEIN P1 PRECURSOR (HUMAN);
1875	14613	27322	1.56	6.8E-02	AA496750.1	EST_HUMAN	ae30f02.r1 Gessler Wilms tumor Homo sapiens cDNA clone IMAGE:897339 5' similar to gb:M22382 MITOCHONDRIAL MATRIX PROTEIN P1 PRECURSOR (HUMAN);
1900	14637	27346	3.77	6.8E-02	AF156673.1	NT	Homo sapiens putative hepatic transcription factor (WBSR14) gene, complete cds
3097	15882	28503	1.19	6.8E-02	AA781996.1	EST_HUMAN	af75a06.s1 Soares_testis_NHT Homo sapiens cDNA clone 1376626 3'
3097	15882	28504	1.19	6.8E-02	AA781996.1	EST_HUMAN	af75a06.s1 Soares_testis_NHT Homo sapiens cDNA clone 1376626 3'
3097	15882	28505	1.19	6.8E-02	AA781996.1	EST_HUMAN	af75a06.s1 Soares_testis_NHT Homo sapiens cDNA clone 1376626 3'
4516	17251		0.86	6.8E-02	BE141076.1	EST_HUMAN	MRO-HT0069-071099-001-c05 HT0069 Homo sapiens cDNA
6525	19291		0.6	6.8E-02	P20792	SWISSPROT	CELL-SURFACE RECEPTOR DAF-1 PRECURSOR
6789	19480		1.09	6.8E-02	BE061890.1	EST_HUMAN	RC1-BT0264-090300-017-409 BT0264 Homo sapiens cDNA
7180	19888	32939	8.73	6.8E-02	AL163288.2	NT	Homo sapiens chromosome 21, segment HS21C068
7584	20252	33358	0.63	6.8E-02	U16856.1	NT	Dictyostelium discoideum myosin heavy chain kinase A (MHCK A) mRNA, complete cds
8186	20880	34017	5.01	6.8E-02	AJ248287.1	NT	Pyrococcus abyss complete genome; segment 5/8
8186	20880	34018	5.01	6.8E-02	AJ248287.1	NT	Pyrococcus abyss complete genome; segment 5/8
11673	25379		2.3	6.8E-02	T03214.1	EST_HUMAN	FB4A8 Fetal brain, Striatogene Homo sapiens cDNA clone FB4A8 3' end similar to LINE-1
12001	24537		2.85	6.8E-02	AA786014.1	EST_HUMAN	EST387948 IMAGE resequences, MAGN Homo sapiens cDNA
12551	24888		1.65	6.8E-02	AW975839.1	EST_HUMAN	EST387948 IMAGE resequences, MAGN Homo sapiens cDNA
12613	24920		3.06	6.8E-02		NT	Mus musculus latent TGF beta binding protein (Tgfb), mRNA
1519	14266		1.93	6.7E-02	AF115536.1	NT	Oncorhynchus mykiss TAP1 protein (OnmyTAP1) mRNA, OnmyTAP1'01 allele, complete cds
1886	14623	27393	2.27	6.7E-02	AI220285.1	EST_HUMAN	qg78e04.x1 Soares_NFL_T_GBC_S1 Homo sapiens cDNA clone IMAGE:1841406 3'
3706	18459	28087	4.52	6.7E-02	F17278	SWISSPROT	HOMEOBOX PROTEIN HOX-D4 (CHOX-A)
7749	20446	33567	0.55	6.7E-02	X62895.1	NT	H.sapiens DNA for cGMP phosphodiesterase (exons 4-22)
7749	20445	33568	0.55	6.7E-02	X62895.1	NT	H.sapiens DNA for cGMP phosphodiesterase (exons 4-22)
8337	21030	34167	0.47	6.7E-02	AW082688.1	EST_HUMAN	xb61c11.x1 Soares_NFL_T_GBC_S1 Homo sapiens cDNA clone IMAGE:2560788 3'
9500	22153	35333	0.69	6.7E-02	AW137359.1	EST_HUMAN	UI-H-B11-ecr-g-01-Q-U1.s1 NCI_CGAP_Sub3 Homo sapiens cDNA clone IMAGE:2715433 3'
9500	22153	35334	0.69	6.7E-02	AW137359.1	EST_HUMAN	UI-H-B11-ecr-g-01-Q-U1.s1 NCI_CGAP_Sub3 Homo sapiens cDNA clone IMAGE:2715433 3'
1348	14086	26771	1.07	6.6E-02	AF245116.1	NT	Drosophila melanogaster cacln mRNA, complete cds
2180	14909	27641	3.31	6.6E-02	AJ289241.1	NT	Mus musculus Capn12 gene for calpain 12, exons 1-21, three alternative transcripts
3456	16212	28865	10.57	6.6E-02	R64308.1	EST_HUMAN	yf18b10.s1 Soares_placenta Nb2HP Homo sapiens cDNA clone IMAGE:139579 3'
3471	16227	28881	2.59	6.6E-02		NT	Homo sapiens mesothelin (MSLN), transcript variant 1, mRNA
3471	16227	28882	2.59	6.6E-02	7108357	NT	Homo sapiens mesothelin (MSLN), transcript variant 1, mRNA

Single Exon Probes Expressed in Brain

Probe SEQ ID NO:	Exon SEQ ID NO:	ORF SEQ ID NO:	Expression Signal	Most Similar (Top) Hit BLAST E Value	Top Hit Accession No.	Top Hit Database Source	Top Hit Descriptor
4060	16805	29436	1.28	6.6E-02	AF260225.1	NT	Homo sapiens TESTIN 2 and TESTIN 3 genes, complete cds, alternatively spliced
4821	17649	30261	7.03	6.6E-02	Q61703	SWISSPROT	INTER-ALPHA-TRYPsin INHIBITOR HEAVY CHAIN H2 PRECURSOR (ITI HEAVY CHAIN H2)
4921	17649	30262	7.03	6.6E-02	Q61703	SWISSPROT	INTER-ALPHA-TRYPsin INHIBITOR HEAVY CHAIN H2 PRECURSOR (ITI HEAVY CHAIN H2)
6489	19256	32258	3.44	6.6E-02	X06411.1	NT	P. vulgaris mRNA for chalcone synthase
6701	19283	32286	0.58	6.6E-02	P25159	SWISSPROT	MATERNAL EFFECT PROTEIN STAUFEN
6701	19283	32287	0.56	6.6E-02	P25159	SWISSPROT	MATERNAL EFFECT PROTEIN STAUFEN
7847	20542	33670	1.81	6.6E-02	AF052672.1	NT	Homo sapiens chemokine receptor CXCR4 gene, promoter region and complete cds
8372	21065	34206	0.84	6.6E-02	AF005055.1	NT	Dicotyledonum discoloratum darlin (dara) gene, complete cds
8678	21370	34654	0.53	6.6E-02	O60673	SWISSPROT	DNA POLYMERASE ZETA CATALYTIC SUBUNIT (HREV3)
8819	21511	34654	0.58	6.6E-02	9629198	NT	Human respiratory syncytial virus, complete genome
8819	21511	34655	0.58	6.6E-02	9629198	NT	Human respiratory syncytial virus, complete genome
9851	22501	35701	0.65	6.6E-02	A1458752.1	EST_HUMAN	97906.x1 NCI_CGAP_Lu24 Homo sapiens cDNA clone IMAGE:2149468 3'
9887	22635	36846	1.66	6.6E-02	Y07848.1	NT	Homo sapiens EWS, gap22, rp22, and bam22 genes
10022	22670	36846	0.63	6.6E-02	11430559	NT	Homo sapiens vinculin (VCL), mRNA
10883	23563	36811	6.88	6.6E-02	BF374248.1	EST_HUMAN	MR1-SN0064-010600-006-at12 SN0064 Homo sapiens cDNA
11867	24451	37793	1.48	6.6E-02	AF052672.1	NT	Homo sapiens chemokine receptor CXCR4 gene, promoter region and complete cds
12442	24812	25977	2.66	6.6E-02	9937991	NT	Mus musculus DJPB gene (Djpb), mRNA
12740	25006	26793	1.38	6.6E-02	AF167430.1	NT	Rattus norvegicus cytochrome P-450 2E1 (CYP2E1) gene, 5' flanking region
568	13349	25977	2.49	6.6E-02	BF027639.1	EST_HUMAN	601671046F1 NIH_MGC_20 Homo sapiens cDNA clone IMAGE:3954178 5'
966	13732	26398	1.32	6.5E-02	7706068	NT	Homo sapiens E2F-like protein (LOC51270), mRNA
1370	14118	26793	3.08	6.5E-02	U47624.1	NT	Xenopus laevis alpha(E)-catenin mRNA, complete cds
1728	14470	27166	1.77	6.5E-02	AE000764.1	NT	Aquifex aeolicus section 96 of 109 of the complete genome
6471	18270	31162	2.03	6.5E-02	AA443991.1	EST_HUMAN	z46h12.s1 Soares ovary tumor NbHOT Homo sapiens cDNA clone IMAGE:756743 3' similar to gb:M26038
6877	17953	30549	0.95	6.5E-02	U22661.1	NT	HLA CLASS II HISTOCOMPATIBILITY ANTIGEN, DR-5 BETA CHAIN (HUMAN);
9842	22493	35693	0.55	6.5E-02	BE963200.2	EST_HUMAN	Azotobacter vinelandii ATCC 8046 negative regulator MucB (mucB) gene, partial cds
9842	22493	35694	0.55	6.5E-02	BE963200.2	EST_HUMAN	601656817R1 NIH_MGC_67 Homo sapiens cDNA clone IMAGE:3865637 3'
10363	23010	36225	0.48	6.5E-02	BF106300.1	EST_HUMAN	601656817R1 NIH_MGC_67 Homo sapiens cDNA clone IMAGE:3865637 3'
10535	23232	36466	5.56	6.5E-02	AA195648.1	EST_HUMAN	601823511F1 NIH_MGC_77 Homo sapiens cDNA clone IMAGE:4043138 5'
11894	24463		3.73	6.5E-02	M21496.1	NT	z322905.s1 Soares NIHIMPu_ST1 Homo sapiens cDNA clone IMAGE:665144 3'
12240	24691		4.66	6.5E-02	AF102993.1	NT	Rabbit microsomal epoxide hydrolase
561	13343	25970	2.09	6.4E-02	X94549.1	NT	Nectria haematococca kinesin related protein 2 (KRP2) gene, complete cds
3014	15780	28429	0.96	6.4E-02	6996923	NT	A.cattaraugus precursor of perdinin-chlorophyll-protein (PCP) gene
4839	15780	28429	1.18	6.4E-02	6996923	NT	Mus musculus histone deacetylase 5 (Hdac5), mRNA

Page 133 of 536  
Table 4  
Single Exon Probes Expressed in Brain

Probe SEQ ID NO:	Exon SEQ ID NO:	ORF SEQ ID NO:	Expression Signal	Most Similar (Top) Hit BLAST E Value	Top Hit Accession No.	Top Hit Database Source	Top Hit Descriptor
5383	18165	30850	1.87	6.4E-02	A191856.1	EST_HUMAN	qe07b01.x1 Soares_testis_NHT Homo sapiens cDNA clone IMAGE:1738249 3' similar to contains LTR8.b3 LTR8 repetitive element:
5791	18582	31509	0.65	6.4E-02	7305186	NT	Mus musculus IFN-response element binding factor 1 (IREBF-1), mRNA
6022	18902	31763	4.21	6.4E-02	AF062733.1	NT	Heterodera glycines beta-1,4-endoglucanase-1 precursor (HG-eng-1) gene, complete cds
6022	18902	31764	4.21	6.4E-02	AF052733.1	NT	Heterodera glycines beta-1,4-endoglucanase-1 precursor (HG-eng-1) gene, complete cds
6308	19080	32065	0.62	6.4E-02	A1672896.1	EST_HUMAN	wf79g12.x1 Soares_Dieckgrafe_caton_NHCD Homo sapiens cDNA clone IMAGE:2346780 3'
6719	19834	32677	6.43	6.4E-02	BE074448.1	EST_HUMAN	607680425R2 NIH_MGC_83 Homo sapiens cDNA clone IMAGE:39505503 3'
7360	20041	33119	0.64	6.4E-02	AL162757.2	NT	Neisseria meningitidis serogroup A strain Z2491 complete genome; segment 6/7
8234	20828		2.91	6.4E-02	6753323	NT	Mus musculus cheparonin subunit 6a (zeta) (Cct6a), mRNA
8563	21255	34392	3.42	6.4E-02	AA083905.1	EST_HUMAN	k1418.seq.F Human fetal heart, Lambda ZAP Express Homo sapiens cDNA 5'
9025	21715	34868	0.77	6.4E-02	AF150195.1	EST_HUMAN	AF150195 Human mRNA from c834+ stem cells Homo sapiens cDNA clone CBDAIA10
9486	22139		0.95	6.4E-02	BE834083.1	EST_HUMAN	RC1-OT0083-150600-014-g06 OT0083 Homo sapiens cDNA
9617	22270	35457	1.73	6.4E-02	AB011128.1	NT	Homo sapiens mRNA for KIAA0554 protein, partial cds
10161	22809	36027	0.59	6.4E-02	AF087150.1	NT	Homo sapiens DNA topoisomerase II beta (TOP2B) gene, exons 16, 17, and 18
10161	22809	36028	0.58	6.4E-02	AF087150.1	NT	Homo sapiens DNA topoisomerase II beta (TOP2B) gene, exons 16, 17, and 18
11709	24304	37628	1.47	6.4E-02	U91328.1	NT	Human hereditary haemochromatosis region, histone 2A-like protein gene, hereditary haemochromatosis (HLA-H) gene, RoRet gene, and sodium phosphate transporter (NPT3) gene, complete cds
11709	24304	37630	1.47	6.4E-02	U91328.1	NT	Human hereditary haemochromatosis region, histone 2A-like protein gene, hereditary haemochromatosis (HLA-H) gene, RoRet gene, and sodium phosphate transporter (NPT3) gene, complete cds
12141	25288		2.7	6.4E-02	AF107890.1	NT	Homo sapiens mucin 5B (MUC5B) gene, partial cds
12188	24659	31065	2.47	6.4E-02	AJ277174.1	NT	Drosophila melanogaster mRNA for mod(mdg4)51.4 protein
1749	14491	27191	2.57	6.3E-02	AF109905.1	NT	Mus musculus major histocompatibility locus class III regions Hsc70t gene, partial cds; smRNP, G7A, NG23,
3690	16344		2.38	6.3E-02	P37092	SW/SSPROT	MuIs homolog, CLCP, NG24, NG25, and NG26 genes, complete cds; and unknown genes
6045	18825	31766	1.18	6.3E-02	BF210736.1	EST_HUMAN	HEAT SHOCK PROTEIN 70 HOMOLOG
7142	19829		0.82	6.3E-02	X97869.1	NT	6074879316F1 NIH_MGC_54 Homo sapiens cDNA clone IMAGE:4097499 5'
8191	21861	35028	1.04	6.3E-02	AJ249816.1	NT	H. sapiens gene encoding La autoantigen
8913	22562	35758	2.64	6.3E-02	AB010162.1	NT	Drosophila melanogaster Dominica gene, exon 1-3
10171	22819		0.85	6.3E-02	AV698070.1	EST_HUMAN	Hepatitis G virus RNA for polyprotein (NS5A region), partial cds, strain: CMR-152
10615	18925	31786	2.86	6.3E-02	BF210736.1	EST_HUMAN	AV698070 GKC Homo sapiens cDNA clone GKCAHE01 5'
4224	16965	29590	2.81	6.2E-02	AL161572.2	NT	601873316F1 NIH_MGC_54 Homo sapiens cDNA clone IMAGE:4097499 5'
							Arabidopsis thaliana DNA chromosome 4, contig fragment No. 88

Page 134 of 536  
Table 4  
Single Exon Probes Expressed in Brain

Probe SEQ ID NO:	Exon SEQ ID NO:	ORF SEQ ID NO:	Expression Signal	Most Similar (Top) Hit BLAST E Value	Top Hit Accession No.	Top Hit Database Source	Top Hit Descriptor
4304	17043		1.02	6.2E-02	AF271235.1	NT	Rattus norvegicus differentiation-associated Na-dependent inorganic phosphate cotransporter (DNPI) mRNA, complete cds
4542	17277		6.31	6.2E-02	Q62191	SWISSPROT	52 KD RO PROTEIN (SJOGREN SYNDROME TYPE A ANTIGEN (SS-A)) (RO(SS-A)) (RO52)
6698	19615	32658	0.65	6.2E-02	D49530.1	NT	Spirulina platensis DNA for adenylate cyclase, complete cds
7527	20198	33292	1.03	6.2E-02	U41453.1	NT	Rattus norvegicus PKC binding protein and substrate mRNA, complete cds
8846	25429		0.6	6.2E-02	M61101.1	NT	Porcine group C rotavirus (strain Cowden) outer membrane protein (VP7) mRNA, complete cds
9243	21922	35082	0.52	6.2E-02	AA78450.1	EST_HUMAN	af20a06.s1 Soares_totat_fetus_Nb2HF8_9w Homo sapiens cDNA clone IMAGE:1032178 3'
9390	22042	35214	1.65	6.2E-02		NT	Mus musculus stromal cell derived factor receptor 2 (Sdf2), mRNA
11095	23765	37039	1.96	6.2E-02	AF217490.1	NT	Homo sapiens fragile 16D oxidoreductase (FOR) gene, exons 8, 9, and partial cds
11320	24011	37315	1.53	6.2E-02	AJ242735.1	NT	Metarhizium anisopliae mRNA for Chymotrypsin (chyl gene)
11865	24449	37791	1.74	6.2E-02	AF200359.1	NT	Rattus norvegicus UDP-glucose glycoprotein:glucosyltransferase precursor (Uggt) mRNA, complete cds
11989	25405		13.39	6.2E-02	AE000750.1	NT	Aquifex aeolicus section 82 of 109 of the complete genome
12394	24782	31037	2.5	6.2E-02	BF112039.1	EST_HUMAN	7137f08.x1 Soares_NSF_F8_9W_OT_PA_P_S1 Homo sapiens cDNA clone IMAGE:3523815 3' similar to TR:Q8Y4S6 Q8Y4S6 HYPOTHETICAL 30.3 KD PROTEIN. [1];
249	13058	25697	5.59	6.1E-02	D16471.1	NT	Human mRNA, Xq terminal portion
3972	16721		2.29	6.1E-02	U73325.1	NT	Arabidopsis thaliana K+ inward rectifying channel protein (AKC1) gene, complete cds
6023	18803		1.4	6.1E-02	4507070	NT	Homo sapiens SW/ISNF related, matrix associated, actin dependent regulator of chromatin, subfamily a, member 3 (SMARCA3) mRNA
8161	20855	33988	3.75	6.1E-02	X96288.1	NT	H. sapiens mRNA for B-HLH DNA binding protein
8559	21251	34388	0.57	6.1E-02	BE971853.1	EST_HUMAN	601651086R1 NIH_MGC_81 Homo sapiens cDNA clone IMAGE:3894604 3'
8559	21251	34389	0.57	6.1E-02	BE971853.1	EST_HUMAN	601651086R1 NIH_MGC_81 Homo sapiens cDNA clone IMAGE:3894604 3'
10630	23323	36560	4.91	6.1E-02	BE179543.1	EST_HUMAN	IL3-HT0618-110500-136-C06 HT0618 Homo sapiens cDNA
11862	24446	37787	1.27	6.1E-02	AB025333.1	NT	Epitretus burgeri mRNA for RNA polymerase III largest subunit, partial cds
11945	25323		2.27	6.1E-02	X70989.1	NT	S. japonicum mRNA for serine-enzyme
12633	24933		5.61	6.1E-02	AL163207.2	NT	Homo sapiens chromosome 21 segment HS21C007
96	12922	25559	0.76	6.0E-02	AA188730.1	EST_HUMAN	zp78c04.r1 Stralagene HeLa cell s3 837216 Homo sapiens cDNA clone IMAGE:626310 5'
96	12922	25560	0.76	6.0E-02	AA188730.1	EST_HUMAN	zp78c04.r1 Stralagene HeLa cell s3 837216 Homo sapiens cDNA clone IMAGE:626310 5'
1239	13088	26655	1.54	6.0E-02	AE001777.1	NT	Thermotoga maritima section 89 of 136 of the complete genome
2692	15391	28130	1.09	6.0E-02	AW966846.1	EST_HUMAN	EST380924 MAGE resequences, MAGJ Homo sapiens cDNA
2776	16480		1.62	6.0E-02	AB031289.1	NT	Mesocostoides cori mitochondrial DNA, NADH dehydrogenase subunit 4, tRNA-Gln, tRNA-Phe, tRNA-Met, ATPase subunit 6, and NADH dehydrogenase subunit 2
2937	12922	25559	0.9	6.0E-02	AA188730.1	EST_HUMAN	zp78c04.r1 Stralagene HeLa cell s3 837216 Homo sapiens cDNA clone IMAGE:626310 5'
2937	12922	25560	0.9	6.0E-02	AA188730.1	EST_HUMAN	zp78c04.r1 Stralagene HeLa cell s3 837216 Homo sapiens cDNA clone IMAGE:626310 5'

Table 4.

Single Exon Probes Expressed in Brain

Probe SEQ ID NO:	Exon SEQ ID NO:	ORF SEQ ID NO:	Expression Signal	Most Similar (Top) Hit BLAST E Value	Top Hit Accession No.	Top Hit Database Source	Top Hit Descriptor
3223	15986	28639	1.48	6.0E-02	AA372376.1	EST_HUMAN	EST184266 Colon adenocarcinoma IV Homo sapiens cDNA 5' end similar to tissue-specific protein
3223	15986	28840	1.48	6.0E-02	AA372376.1	EST_HUMAN	EST184266 Colon adenocarcinoma IV Homo sapiens cDNA 5' end similar to tissue-specific protein
3625	16378		0.72	6.0E-02	BE964443.2	EST_HUMAN	601658150R1 NIH_MGC_68 Homo sapiens cDNA clone IMAGE:3876060 3'
5037	17756	30370	0.69	6.0E-02	AF146739.1	NT	Rattus norvegicus testis specific protein mRNA, complete cds
5313	18117		0.94	6.0E-02	AW370211.1	EST_HUMAN	RC3-BT0253-011199-013-b04 BT0253 Homo sapiens cDNA w/48h05.x1 Soares_NFL_T_GBC_S1 Homo sapiens cDNA clone IMAGE:2356873 3' similar to contains L1.L1 L1 repetitive element;
6122	18900	31868	0.77	6.0E-02	A1807637.1	EST_HUMAN	L1.L1 L1 repetitive element;
6891	17967	30524	3.07	6.0E-02	5174698	NT	Homo sapiens stimulated trans-acting factor (50 kDa) (STAF50) mRNA
6891	17967	30525	3.07	6.0E-02	5174698	NT	Homo sapiens stimulated trans-acting factor (50 kDa) (STAF50) mRNA
7088	19777	32842	2.33	6.0E-02	BF382349.1	EST_HUMAN	601818274F2 NIH_MGC_56 Homo sapiens cDNA clone IMAGE:4049226 5'
7580	20249	33355	2.13	6.0E-02	A1204275.1	EST_HUMAN	qf58b08.x1 Soares_testis_NHT Homo sapiens cDNA clone IMAGE:1754199 3'
8321	21014		0.54	6.0E-02	11466495	NT	Recitomonas americana mitochondrion, complete genome
9172	21842	36007	1.17	6.0E-02	A1623187.1	EST_HUMAN	ts78a06.x1 NCL_CGAP_GC6 Homo sapiens cDNA clone IMAGE:2237362 3'
9172	21842	36008	1.17	6.0E-02	A1623187.1	EST_HUMAN	ts78a06.x1 NCL_CGAP_GC6 Homo sapiens cDNA clone IMAGE:2237362 3'
9306	21973	35147	1.68	6.0E-02	A1245365.1	NT	Acipenser baeri partial IGLV gene for immunoglobulin light chain variable region, exons 1-2
9306	21973	36148	1.66	6.0E-02	A1245365.1	NT	Acipenser baeri partial IGLV gene for immunoglobulin light chain variable region, exons 1-2
9805	22456	35659	0.5	6.0E-02	AA309797.1	EST_HUMAN	EST180654 Jurkat T-cells V Homo sapiens cDNA 5' end similar to heat shock protein 1, 60 kDa-like
9805	22456	35660	0.5	6.0E-02	AA309797.1	EST_HUMAN	EST180654 Jurkat T-cells V Homo sapiens cDNA 5' end similar to heat shock protein 1, 60 kDa-like
11306	23965		1.69	6.0E-02	AA128386.1	EST_HUMAN	Z187C08.t1 Stratigene lung carcinoma 937218 Homo sapiens cDNA clone IMAGE:565166 5' similar to gb:569181 60S RIBOSOMAL PROTEIN L31 (HUMAN);
12187	24658	31064	2.19	6.0E-02	11431702	NT	Homo sapiens DNA-dependent protein kinase catalytic subunit-interacting protein 2 (KIP2), mRNA
12564	24894		2.31	6.0E-02	A1809273.1	EST_HUMAN	wf89h03.x1 Soares_NFL_T_GBC_S1 Homo sapiens cDNA clone IMAGE:2360885 3' similar to TR:O60288
223	13036	26671	3.87	5.9E-02	AW934719.1	EST_HUMAN	R01-DT0001-280100-012-010 DT0001 Homo sapiens cDNA
2982	15748	26396	2.89	5.9E-02	AF190269.1	NT	Mus musculus p53 tumor suppressor gene, exon 10 and 11, partial cds; alternatively spliced
4817	17548	30173	1	5.9E-02	AF006304.1	NT	Saccharomyces cerevisiae protein tyrosine phosphatase (PTP3) gene, complete cds
5123	17641	30457	0.73	5.9E-02	AW028748.1	EST_HUMAN	wv34e02.x1 NCL_CGAP_Ov18 Homo sapiens cDNA clone IMAGE:2631450 3' similar to TR:O66386
6123	17841	30458	0.73	5.9E-02	AW028748.1	EST_HUMAN	O65386 F12F1.20 PROTEIN.;
8515	21207	34350	1.88	5.9E-02	9055249	NT	wv34e02.x1 NCL_CGAP_Ov18 Homo sapiens cDNA clone IMAGE:2631490 3' similar to TR:O65386
9351	20422	BF242748.1	0.8	5.9E-02	BF242748.1	EST_HUMAN	O65386 F12F1.20 PROTEIN.;
						EST_HUMAN	Mus musculus trochantis related homeobox 5 (Drosophila) (irx5), mRNA
						EST_HUMAN	60187760F1 NIH_MGC_55 Homo sapiens cDNA clone IMAGE:4105994 5'

Page 136 of 536  
Table 4  
Single Exon Probes Expressed in Brain

Probe SEQ ID NO:	Exon SEQ ID NO:	ORF SEQ ID NO:	Expression Signal	Most Similar (Top) Hit BLAST E Value	Top Hit Accession No.	Top Hit Database Source	Top Hit Descriptor
10885	23376		3.2	5.9E-02	6679870	NT	Mus musculus follistatin-like (Fstl), mRNA
10944	23623	36872	1.44	5.9E-02	11433356	NT	Homo sapiens nlnln (LOC51199), mRNA
11544	24144		1.59	5.9E-02	AJ240733.1	NT	Gallus gallus HKC9 telomere junction
912	13679		5.18	5.8E-02	D90110.1	NT	Thiobacillus ferrooxidans merC, merA genes and URF-1
2864	15632		0.86	5.8E-02	AJ223621.1	NT	Populus trichocarpa CCoADMT1 gene, exon 1 to exon 5
4322	17061	29687	4.8	5.8E-02	AW051927.1	EST_HUMAN	wx24c02.x1 NCI_CGAP_Kid11 Homo sapiens cDNA clone IMAGE:2544578 3'
4322	17061	29688	4.9	5.8E-02	AW051927.1	EST_HUMAN	wx24c02.x1 NCI_CGAP_Kid11 Homo sapiens cDNA clone IMAGE:2544578 3'
4510	17246	29879	4.95	5.8E-02	AI247505.1	EST_HUMAN	qh56f01.x1 Soares_fetal_liver_spleen_1NFLS_S1 Homo sapiens cDNA clone IMAGE:1848697 3' similar to gb:M13142 COAGULATION FACTOR XI PRECURSOR (HUMAN);
4510	17245	29880	4.95	5.8E-02	AI247505.1	EST_HUMAN	qh56f01.x1 Soares_fetal_liver_spleen_1NFLS_S1 Homo sapiens cDNA clone IMAGE:1848697 3' similar to gb:M13142 COAGULATION FACTOR XI PRECURSOR (HUMAN);
4535	17270		2.62	5.8E-02	AF096264.1	NT	(Gallus gallus tyrosine kinase JAK1 (JAK1) mRNA, complete cds
7578	20247	33362	2.89	5.8E-02	M99150.1	NT	Human polymorphic microsatellite DNA
7578	20247	33353	2.89	5.8E-02	M99150.1	NT	Human polymorphic microsatellite DNA
8565	21257	34394	0.67	5.8E-02	AL163283.2	NT	Homo sapiens chromosome 21 segment HS21C088
12084	24580		1.79	5.8E-02	AF220177.1	NT	Drosophila melanogaster male fruitless type-A (fru) mRNA, complete cds
12373	25396		7.06	5.8E-02	AA604269.1	EST_HUMAN	no75e11.s1 NCI_CGAP_AA1 Homo sapiens cDNA clone IMAGE:1112684 3'
3053	15819	28463	1.36	5.7E-02	AI081644.1	EST_HUMAN	ou63b05.s1 NCI_CGAP_Br2 Homo sapiens cDNA clone IMAGE:1632465 3' similar to WP:C37A2.2 CE08611 ;
3068	15834	28476	1.29	5.7E-02	AF119117.1	NT	Homo sapiens dopamine transporter (SLC6A3) gene, complete cds
3694	16448		0.97	5.7E-02	AF001292.1	NT	Chironomus thummi thummi globin VIIA.1 (cit-7A.1), globin 9.1 (cit-9.1), globin II-beta (cit-2beta), non-functional globin XIII (cit-13RT), globin XII (cit-12) and globin XI (cit-11) genes, complete cds
3783	16535	29173	2.45	5.7E-02	AW966791.1	EST_HUMAN	EST378865 MAGI resequences, MAGI Homo sapiens cDNA
4637	17971		1.01	5.7E-02	M95099.1	NT	Bos taurus lysozyme gene (cow 3), complete cds
7438	20115	33203	0.69	5.7E-02	D78003.1	NT	Xenopus laevis mRNA for fourth component of complement, complete cds
7438	20115	33204	0.89	5.7E-02	D78003.1	NT	Xenopus laevis mRNA for fourth component of complement, complete cds
8055	20749	33890	1.42	5.7E-02	AJ296090.1	NT	Rattus norvegicus mRNA for potassium channel, alpha subunit (kv9.2 gene)
9760	22401	35606	0.94	5.7E-02	6881260	NT	Mus musculus ec2:oncogene (Ec2), mRNA
11143	23810	37090	4.42	5.7E-02	AI752695.1	EST_HUMAN	cn18b09.y1 Normal Human Trabecular Bone Cells Homo sapiens cDNA clone NHTBC_cn18b09 random
11143	23810	37091	4.42	5.7E-02	AI752695.1	EST_HUMAN	cn18b09.y1 Normal Human Trabecular Bone Cells Homo sapiens cDNA clone NHTBC_cn18b09 random
11321	24012		1.59	5.7E-02	AL163303.2	NT	Homo sapiens chromosome 21 segment HS21C103
12285	28213		7.24	5.7E-02	D50320.1	NT	Pig DNA for SPA1-2, complete cds

Page 137 of 536  
Table 4  
Single Exon Probes Expressed In Brain

Probe SEQ ID NO:	Exon SEQ ID NO:	ORF SEQ ID NO:	Expression Signal	Most Similar (Top) Hit BLAST E Value	Top Hit Accession No.	Top Hit Database Source	Top Hit Descriptor
12515	25283		3.18	5.7E-02	AF217490.1	NT	Homo sapiens fragile 16D oxidoreductase (FOR) gene, exons 8, 9, and partial cds
12650	25387		2.61	5.7E-02	AF261280.1	NT	Pan troglodytes apolipoprotein-E gene, complete cds
1518	14265	26951	1.57	5.6E-02	AF094455.1	NT	Hydrocotyle rotundifolia ribosomal protein L16 (rp16) gene, intron; chloroplast gene for chloroplast product
4595	17330	29957	1.12	5.8E-02	AB013100.1	NT	Lycopodium esculentum LE-ACS6 mRNA for 1-aminocyclopropane-1-carboxylate synthase, complete cds
4648	17382	30014	1.46	5.8E-02	AA290599.1	EST_HUMAN	z545c01.s1 NCI_CGAP_GCB1 Homo sapiens cDNA clone IMAGE:700416 3'
6362	19327	32334	6.57	5.8E-02	AW172708.1	EST_HUMAN	xi02c10.x1 NCI_CGAP_U12 Homo sapiens cDNA clone IMAGE:2656050 3' similar to TR:O94979 O94979 KIAA0905 PROTEIN. ;
6791	19535	32563	1.25	5.8E-02	AA866192.1	EST_HUMAN	cd47112.s1 NCI_CGAP_GCB1 Homo sapiens cDNA clone IMAGE:1371119 3' similar to contains Alu repetitive element/contains element L1 repetitive element ;
7051	19742	32604	3.05	5.8E-02	BE008001.1	EST_HUMAN	QV0-BN0147-290400-214-g07 BN0147 Homo sapiens cDNA
7063	19764	32819	0.69	5.8E-02	AI983738.1	EST_HUMAN	w234f05.x1 NCI_CGAP_Bim53 Homo sapiens cDNA clone IMAGE:2559969 3' similar to gb:X06408 RAF PROTO-ONCOGENE SERINE/THREONINE-PROTEIN KINASE (HUMAN);
7725	20388	33502	0.68	5.8E-02	AI183583.1	EST_HUMAN	q064g11.x1 Soares_testis_NHT Homo sapiens cDNA clone IMAGE:1734308 3'
8701	21393	34539	2.88	5.6E-02	BE542663.1	EST_HUMAN	601067158F1 NIH_MGC_10 Homo sapiens cDNA clone IMAGE:3463279 5'
8701	21393	34640	2.88	5.6E-02	BE642663.1	EST_HUMAN	601067158F1 NIH_MGC_10 Homo sapiens cDNA clone IMAGE:3463279 5'
9712	22363	35561	1.09	5.6E-02	AA482864.1	EST_HUMAN	nf49407.s1 NCI_CGAP_A1M1 Homo sapiens cDNA clone IMAGE:923245 similar to TR:G769859 G769859 LAMINA ASSOCIATED POLYPEPTIDE 1C. ;
11556	24155		2.35	5.6E-02	AF260226.1	NT	Homo sapiens TESTIN 2 and TESTIN 3 genes, complete cds, alternatively spliced
2660	15370	28108	6.8	5.8E-02	X97669.1	NT	H.sapiens gene encoding La autoantigen
3209	15972	28625	3.93	5.8E-02	6755501	NT	Mus musculus SH3 domain protein 1B (SH3d1B), mRNA
4191	16932	29561	1	5.5E-02	L41561.1	NT	Gallid herpesvirus mRNA fragment
5573	18370	31281	3.05	5.8E-02	Q01174	SWISSPROT	TROPOMYOSIN ALPHA CHAIN, NON MUSCLE
5935	18370	31281	3.58	5.8E-02	Q01174	SWISSPROT	TROPOMYOSIN ALPHA CHAIN, NON MUSCLE
7277	18961	33038	2	5.9E-02	6755602	NT	Mus musculus tuftelin 1 (Tuft1), mRNA
8018	20714	33845	0.63	5.8E-02	AF170911.1	NT	Homo sapiens sodium-dependent vitamin C transporter 1 (SVCT1), mRNA, complete cds
8019	20714	33846	0.63	5.8E-02	AF170911.1	NT	Homo sapiens sodium-dependent vitamin C transporter 1 (SVCT1), mRNA, complete cds
9555	22208	35392	0.6	5.8E-02	10947034	NT	Homo sapiens eIF4E-transporter (4E-T), mRNA
9556	22208	35393	0.6	5.8E-02	10947034	NT	Homo sapiens eIF4E-transporter (4E-T), mRNA
9650	22302	35497	1.32	5.8E-02	U69492.1	NT	Mus musculus second IL-11 receptor alpha chain (IL11Ra2) gene, exons 1 and 2
10943	23622	36871	7.26	5.8E-02	U09771.1	NT	Citrobacter freundii DSM 30040 cyclopropane fatty acid synthase (cfa) gene, partial cds, dihydroxyacetone kinase (dhaK), glycerol dehydrogenase (dhaD), transcriptional activator (dhaR), 1,3-propanediol dehydrogenase (dhaT), glycerol dehydratase (dhaB). >

Page 138 of 536  
Table 4

Single Exon Probes Expressed in Brain

Probe SEQ ID NO:	Exon SEQ ID NO:	ORF SEQ ID NO:	Expression Signal	Most Similar (Top) Hit BLAST E Value	Top Hit Accession No.	Top Hit Database Source	Top Hit Descriptor
12797	25349	30604	1.49	5.6E-02	11421332	NT	Homo sapiens hypothetical protein SIRP-b2 (SIRP-b2), mRNA
3019	15785		0.91	5.4E-02	AJ277488.1	NT	Oryza sativa rbb13-1 gene for putative Bowman Birk trypsin inhibitor
3418	17885		5.78	5.4E-02	BE073468.1	EST_HUMAN	RC5-BT0559-140200-012-C03 BT0559 Homo sapiens cDNA
3891	16641	29281	0.76	5.4E-02	U86806.1	NT	Hirudo medicinalis SNAP-25 homolog mRNA, complete cds
8024	20719		0.88	5.4E-02	Z99116.1	NT	Bacillus subtilis complete genome (section 13 of 21); from Z395281 to 2813730
8909	21659	34809	0.55	5.4E-02	AF260225.1	NT	Homo sapiens TESTIN 2 and TESTIN 3 genes, complete cds, alternatively spliced
10637	23234	38467	1.62	5.4E-02	AU120889.1	EST_HUMAN	AU120889 HEMBB1 Homo sapiens cDNA clone HEMBB1001630.6'
10598	23292	36530	2.01	5.4E-02	U20790.1	NT	Neurospora crassa ubiquinol-cytochrome c oxidoreductase subunit VIII (QCR8) mRNA, complete cds
11132	23800	37076	1.32	5.4E-02	BF371289.1	EST_HUMAN	RC6-FN0112-190700-021-D06 FN0112 Homo sapiens cDNA
11132	23800	37077	1.32	5.4E-02	BF371289.1	EST_HUMAN	RC6-FN0112-190700-021-D06 FN0112 Homo sapiens cDNA
1031	13791	26450	1.28	5.3E-02	AW391248.1	EST_HUMAN	QV0-ST0213-021299-062-e09 ST0213 Homo sapiens cDNA
1031	13791	26451	1.28	5.3E-02	AW391248.1	EST_HUMAN	QV0-ST0213-021299-062-e09 ST0213 Homo sapiens cDNA
1495	14242	26929	14.72	5.3E-02	T94759.1	EST_HUMAN	HLA CLASS II HISTOCOMPATIBILITY ANTIGEN, DP(1) ALPHA CHAIN (HUMAN); yes3712.1 Stratagene lung (#937210) Homo sapiens cDNA clone IMAGE:119951 5' similar to gb:K01506
2501	15218	27961	2.47	5.3E-02	AJ276408.1	NT	Pseudomonas putida tfgS gene
2943	15709	28360	0.95	5.3E-02	M69417.1	NT	Drosophila melanogaster laminin B2 gene, complete cds
2943	15709	28361	0.95	5.3E-02	M69417.1	NT	Drosophila melanogaster laminin B2 gene, complete cds
3150	15913	28558	5.51	5.3E-02	AJ276408.1	NT	Pseudomonas putida tfgS gene
6028	17749	30361	6.34	5.3E-02	M60469.1	NT	Mus musculus caudal type homeobox-1 (Cdx-1) gene, complete cds
5236	18042	30670	1.98	5.3E-02	AE000527.1	NT	Helicobacter pylori 26695 section 5 of 134 of the complete genome
5236	18042	30671	1.98	5.3E-02	AE000527.1	NT	Helicobacter pylori 26695 section 5 of 134 of the complete genome
6785	19529	32556	5.01	5.3E-02	8895413	NT	Lymphocystis disease virus 1, complete genome
6992	19685	32733	1	5.3E-02	U32632.1	NT	Haemophilus influenzae Rd section 147 of 163 of the complete genome
7260	19944		2.06	5.3E-02	S78221.1	NT	nuclear protein TIF1 isoform [mice, mRNA, 4053 nt]
7777	20399	33514	0.65	5.3E-02	F38742	SWISSPROT	HYPOTHETICAL 130.0 KD PROTEIN IN SNF6-SPO11 INTERGENIC REGION
8304	20998		0.7	5.3E-02	U10098.1	NT	Mus musculus 129/Sv cystatin C (cst3) gene, complete cds
9023	21713	34687	1.56	5.3E-02	X03127.1	NT	Fodospora anserina mitochondrial epsilon-sen DNA
10032	22680	35897	0.62	5.3E-02	AB022605.1	NT	Homo sapiens hCMT1b mRNA for mRNA [guanine-7-methyltransferase, complete cds
10032	22680	35898	0.62	5.3E-02	AB022605.1	NT	Homo sapiens hCMT1b mRNA for mRNA [guanine-7-methyltransferase, complete cds
10166	22804		0.63	5.3E-02	Y07907.1	NT	D. rerio mRNA for zp-23 POU gene, splice variant (neurula, 9-16 hpf and postembryogenesis, 20-28 hpf)
10230	22878	36090	0.7	5.3E-02	X98432.1	NT	B. reno pouj[c] mRNA for transcription factor



Page 139 of 536  
Table 4  
Single Exon Probes Expressed In Brain

Probe SEQ ID NO:	Exon SEQ ID NO:	ORF SEQ ID NO:	Expression Signal	Most Similar (Top) Hit BLAST E Value	Top Hit Accession No.	Top Hit Database Source	Top Hit Descriptor
12776	25030	30964	1.43	5.3E-02	AF276815.1	NT	Branchiostoma floridae homeodomain-containing protein Hox13 (Hox13) gene, exon 2 and partial cds
2283	15008		160.56	5.2E-02	5031908	NT	Homo sapiens meprin A, alpha (PABA, peptidase hydrolase) (MEP1A) mRNA
3112	15877	28516	2.34	5.2E-02	AJ277661.1	NT	Homo sapiens partial LMO1 gene for LIM domain only 1 protein, exon 1
3112	15877	28517	2.34	5.2E-02	AJ277661.1	NT	Homo sapiens partial LMO1 gene for LIM domain only 1 protein, exon 1
3919	16689	29310	1.23	5.2E-02	AF238101.1	NT	Arabidopsis thaliana putative dicarboxylate diiron protein (Crif1) mRNA, complete cds
3921	16671		1.19	5.2E-02	6671757	NT	Mus musculus cytokine inducible SH2-containing protein 3 (Cish3), mRNA
4245	16986	29809	3.02	5.2E-02	U07132.1	NT	Human steroid hormone receptor Ner-1 mRNA, complete cds
5063	17772		0.9	5.2E-02	AA297940.1	EST_HUMAN	EST11352 Uterus Homo sapiens cDNA 5' end
5828	18617	31548	0.61	5.2E-02	U14731.1	NT	Saccharomyces cerevisiae Cdc54p (CDC54) gene, complete cds
6016	18797		0.96	5.2E-02	AB30965.1	EST_HUMAN	wf80e04.x1 NC1_CGAP_Lym12 Homo sapiens cDNA clone IMAGE:2409150 3' similar to contains MER15.b1 MER15 repetitive element;
7174	19860	32932	3.13	5.2E-02	P36322	SWISSPROT	DNA POLYMERASE PROCESSIVITY FACTOR (POLYMERASE ACCESSORY PROTEIN) (PAP) (DNA-BINDING GENE 18 PROTEIN)
8095	20789		2.19	5.2E-02	AL163204.2	NT	Homo sapiens chromosome 21 segment HS21C004
8629	22282	35472	1.87	5.2E-02	D10927.1	NT	Tumip mosaic virus genomic RNA for Capsid protein, complete cds
8629	22282	35473	1.87	5.2E-02	D10927.1	NT	Tumip mosaic virus genomic RNA for Capsid protein, complete cds
12414	24795		1.93	5.2E-02	D03030	SWISSPROT	OXALOACETATE DECARBOXYLASE ALPHA CHAIN
2364	15088		1.17	6.1E-02	AL134071.1	EST_HUMAN	DKFz547D073_t1 547 (synonym: hibr1) Homo sapiens cDNA clone DKFz647D073 5'
4178	16919	29547	1.03	6.1E-02	AE001301.1	NT	Chlamydia trachomatis section 28 of 87 of the complete genome
4960	17685		49.38	5.1E-02	AL163246.2	NT	Homo sapiens chromosome 21 segment HS21C046
6575	18339	32350	0.72	6.1E-02	AF280369.1	NT	HIV-1 patient 96 from Italy protease (pol) gene, complete cds
6760	17929	30584	1.44	5.1E-02	BF378625.1	EST_HUMAN	QV0-UM0051-250800-350-508 UM0051 Homo sapiens cDNA
8161	20845	33975	0.84	5.1E-02	M26434.1	NT	Human hypoxanthine phosphoribosyltransferase (HPRT) gene, complete cds
8151	20845	33976	0.84	5.1E-02	M26434.1	NT	Human hypoxanthine phosphoribosyltransferase (HPRT) gene, complete cds
8245	20939	34076	1.48	5.1E-02	AJ131966.1	NT	Spodoptera littoralis mRNA for 3-dehydrocydosome 3beta-reductase
8783	21475	34622	0.98	5.1E-02	P02533	SWISSPROT	KERATIN, TYPE I CYTOSKELETAL 14 (CYTOKERATIN 14) (CK 14)
8783	21475	34623	0.96	5.1E-02	P02533	SWISSPROT	KERATIN, TYPE I CYTOSKELETAL 14 (CYTOKERATIN 14) (CK 14)
9709	22360	36566	6.2	5.1E-02	AF012898.1	NT	Candida albicans protein phosphatase Sed1 homolog (SSD1) gene, complete cds
10082	22730	35945	1.89	5.1E-02	P40603	SWISSPROT	ANTER-SPECIFIC PROLINE-RICH PROTEIN APG (PROTEIN CEX)
10733	23420	36661	2.44	5.1E-02	AF083930.1	NT	Homo sapiens ES18 mRNA, partial cds
10733	23420	36662	2.44	5.1E-02	AF083930.1	NT	Homo sapiens ES18 mRNA, partial cds
11620	24217	37540	1.3	5.1E-02	AL139076.2	NT	Campylobacter jejuni NCTC11168 complete genome, segment 3/6
12421	24797		2.96	5.1E-02	AF062467.1	NT	Cucumis melo polygalacturonase precursor (MPC3) mRNA, complete cds

Page 140 of 536  
Table 4  
Single Exon Probes Expressed in Brain

Probe SEQ ID NO:	Exon SEQ ID NO:	ORF SEQ ID NO:	Expression Signal	Most Similar (Top) Hit BLAST E Value	Top Hit Accession No.	Top Hit Database Source	Top Hit Descriptor
12679	24988		1.41	5.1E-02	AA634104.1	EST_HUMAN	n173102.s1 NCL_CGAP_P10 Homo sapiens cDNA clone IMAGE:698139
470	13256	25894	1.84	5.0E-02	AF098004.1	NT	Mus musculus fatty acid amide hydrolase gene, exon 10
1182	13934	26599	6.54	5.0E-02	Z99104.1	NT	Bacillus subtilis complete genome (section 1 of 21): from 1 to 213080
1983	14719	27438	3.91	5.0E-02	P02810	SWISSPROT	SALVARY ACIDIC PROLINE-RICH PHOSPHOPROTEIN 1/2 PRECURSOR (PRP-1/PRP-3) (PRP-2/PRP-4) (PIF-FIIF-S) (PROTEIN APROTEIN C) [CONTAINS: PEPTIDE P-C]
2821	13731	26397	1.28	5.0E-02	U72742.1	NT	Oryctolagus cuniculus UDP-glucuronosyltransferase (UGT2B13) mRNA, complete cds
3332	16092		1.42	5.0E-02	7306610	NT	Mus musculus Utc-51 like kinase 2 (C. elegans) (ULK2), mRNA
3582	16337		1.04	5.0E-02	U32782.1	NT	Haemophilus influenzae Rd section 97 of 163 of the complete genome
3672	16425	28068	5.83	5.0E-02	U12769.2	NT	Anthraxa pernyi period clock protein homolog mRNA, complete cds
4770	17502		0.99	5.0E-02	P40232	SWISSPROT	CASEIN KINASE II BETA CHAIN (CK II)
6039	18819	31780	0.95	5.0E-02	AF098284.1	NT	Gallus gallus tyrosine kinase JAK1 (JAK1) mRNA, complete cds
6216	18980		1.3	5.0E-02	AJ242625.1	NT	Mus musculus Dimp-1 gene, exons 1-6
7437	20114	33202	12.48	5.0E-02	P35916	SWISSPROT	NEUROFILAMENT TRIPLET L PROTEIN (NEUROFILAMENT LIGHT POLYPEPTIDE) (NF-L)
10100	22748	35963	1.28	5.0E-02	AF305238.1	NT	Mus musculus Fas-interacting serine/threonine kinase 3 (Fis3) mRNA, complete cds
10521	23187		0.45	5.0E-02	BF213260.1	EST_HUMAN	601844753F1 NIH_MGC_55 Homo sapiens cDNA clone IMAGE:4070101.5
11473	24074	37383	2.5	5.0E-02	U67600.1	NT	Methanococcus jannaschii section 142 of 150 of the complete genome
11956	25248		3.5	5.0E-02	Q04047	SWISSPROT	NO-ON-TRANSIENT A PROTEIN
217	13028		24.03	4.9E-02	M14230.1	NT	Chicken 28-kDa vitamin D-dependent calcium-binding protein (CaBP-28) mRNA, complete cds
360	13158	25800	2.66	4.9E-02	AF275948.1	NT	Homo sapiens ABCA1 (ABCA1) gene, complete cds
360	13158	25801	2.66	4.9E-02	AF275948.1	NT	Homo sapiens ABCA1 (ABCA1) gene, complete cds
3282	18043	28692	2.53	4.9E-02	P54268	SWISSPROT	ATROPHIN-1 (DENTATORUBRAL-FALLIDOLYSIAN ATROPHY PROTEIN)
3566	16311		0.69	4.9E-02	AA188940.1	EST_HUMAN	zq48a12.s1 Stratagene hNT neuron (#837233) Homo sapiens cDNA clone IMAGE:632926.3'. similar to contains Alu repetitive element; contains MSR1 repetitive element;
3579	16334	28978	0.99	4.9E-02	AA400914.1	EST_HUMAN	z178a03.s1 Soares_teslis_NHT Homo sapiens cDNA clone IMAGE:728428.3'
3579	16334	28979	0.99	4.9E-02	AA400914.1	EST_HUMAN	z178a03.s1 Soares_teslis_NHT Homo sapiens cDNA clone IMAGE:728428.3'
4788	17519	30141	1.91	4.9E-02	AW167821.1	EST_HUMAN	xg56g10.x1 NCL_CGAP_U4 Homo sapiens cDNA clone IMAGE:2632386.3'
4788	17519	30142	1.91	4.9E-02	AW167821.1	EST_HUMAN	xg56g10.x1 NCL_CGAP_U4 Homo sapiens cDNA clone IMAGE:2632386.3'
5286	18091	30751	1.9	4.9E-02	L00122.1	NT	Rat elastase II gene, exon 6
5286	18091	30752	1.9	4.9E-02	L00122.1	NT	Rat elastase II gene, exon 6
7042	19733	32793	0.91	4.9E-02	AE000980.1	NT	Archaeoglobus fulgidus section 127 of 172 of the complete genome
8513	21205		0.8	4.9E-02	AE002308.1	NT	Chlamydia muridarum, section 40 of 85 of the complete genome
8652	21344	34489	0.71	4.9E-02	AL161559.2	NT	Arabidopsis thaliana DNA chromosome 4, contig fragment No. 59
10191	22839	36054	0.48	4.9E-02	P18592	SWISSPROT	TRANSCRIPTION FACTOR E3
10484	23140	36366	0.46	4.9E-02	AL163218.2	NT	Homo sapiens chromosome 21 segment HS21C018

Page 141 of 536  
Table 4  
Single Exon Probes Expressed in Brain

Probe SEQ ID NO:	Exon SEQ ID NO:	ORF SEQ ID NO:	Expression Signal	Most Similar (Top) Hit BLAST E Value	Top Hit Accession No.	Top Hit Database Source	Top Hit Descriptor
11378	23985	37285	3.22	4.9E-02	AF008303.1	NT	Homo sapiens prepro placental TGF-beta gene, complete cds
12345	24752		1.77	4.9E-02	8923880	NT	Homo sapiens CS box-containing WD protein (LOC55884), mRNA
12598	24912		3.41	4.9E-02	M19364.1	NT	Human gamma-B-crystallin (gamma 1-2) and gamma-C-crystallin (gamma 2-1) genes, complete cds
321	13123	25760	1.54	4.8E-02	D16471.1	NT	Human mRNA, Xq terminal portion
322	13123	25760	3.94	4.8E-02	D16471.1	NT	Human mRNA, Xq terminal portion
476	13262	25899	9.96	4.8E-02	AF003100.1	NT	Arabidopsis thaliana AP2 domain containing protein RAP2.7 mRNA, partial cds
2271	14997	27735	1.82	4.8E-02	W51983.1	EST_HUMAN	z49502.s1 Soares_senescent_fibroblasts_NbHSF Homo sapiens cDNA clone IMAGE:325611 3' similar to gb:M30938 LUPUS KU AUTOANTIGEN PROTEIN P88 (HUMAN);
3203	15966	28620	2.1	4.8E-02	X17144.1	NT	Tetrahymena rostrata histone H3II and histone H4II intergenic DNA
4623	17358		1.15	4.8E-02	Z54280.1	NT	S.scrofa gene for skeletal muscle Ryanodine receptor
5144	17863	30478	1.03	4.8E-02	11693131	NT	Homo sapiens DKFZP434D222 protein (RENT2), mRNA
5144	17863	30479	1.03	4.8E-02	11693131	NT	Homo sapiens DKFZP434D222 protein (RENT2), mRNA
8037	20732	33864	1.32	4.8E-02	AW388497.1	EST_HUMAN	MFR2-ST0129-221099-012-502 ST0129 Homo sapiens cDNA
9027	21717	34870	0.95	4.8E-02	AJ001398.1	NT	Fugu rubripes rps24 gene
9027	21717	34871	0.95	4.8E-02	AJ001398.1	NT	Fugu rubripes rps24 gene
6731	19565	32597	3.83	4.7E-02	W01153.1	EST_HUMAN	y29709.t1 Soares melanocyte 2NbHM Homo sapiens cDNA clone IMAGE:291017 5' similar to contains Alu repetitive element
6819	19480	32503	2.02	4.7E-02	M62752.1	NT	Rat statin-related protein (st) gene, complete CDS
8149	20843	33973	8.24	4.7E-02	X15543.1	NT	B.taurus mRNA for RF-38-DNA-binding protein
8852	21543	34690	0.98	4.7E-02	X89211.1	NT	H.sapiens DNA for endogenous retroviral like element
8875	21566		2.88	4.7E-02	AB026678.1	NT	Gallus gallus Wpkci-8 gene, complete cds
9127	21815	34981	6.89	4.7E-02	X15543.1	NT	B.taurus mRNA for RF-38-DNA-binding protein
9547	22200	35382	0.67	4.7E-02	BF305237.1	EST_HUMAN	607892892F1 NIH_MGC_17 Homo sapiens cDNA clone IMAGE:4138414 5'
9635	22287		0.57	4.7E-02	A1873042.1	EST_HUMAN	wer9c10.x1 Soares_NFL_I_GBC_S1 Homo sapiens cDNA clone IMAGE:2347314 3'
10654	23345	36582	1.4	4.7E-02	6754565	NT	Mus musculus ligand of numb-protein X (Lnx), mRNA
11545	24145	37453	1.39	4.7E-02	U73621.1	NT	Bos taurus paired box protein (pax-6) gene, partial cds
11545	24145	37454	1.39	4.7E-02	U73621.1	NT	Bos taurus paired box protein (pax-6) gene, partial cds
264	19072	28712	0.63	4.6E-02	BE163583.1	EST_HUMAN	PMO-HT0339-251799-003-g05 HT0339 Homo sapiens cDNA
722	13498	26149	2.91	4.6E-02	AE000445.1	NT	Escherichia coli K-12 MG1655 section 335 of 400 of the complete genome
1269	14018		0.69	4.6E-02	AJ014255.1	EST_HUMAN	am50402.s1 Johnston frontal cortex Homo sapiens cDNA clone IMAGE:1638979 3' similar to TR:P90533
1338	14086	26762	3.47	4.6E-02	AV727059.1	EST_HUMAN	P90533 LIMA ; contains element LTR1 repetitive element ; AV727059 HTC Homo sapiens cDNA clone HTCBWC01 5'

Page 142 of 536  
Table 4  
Single Exon Probes Expressed in Brain

Probe SEQ ID NO:	Exon SEQ ID NO:	ORF SEQ ID NO:	Expression Signal	Most Similar (Top) Hit BLAST E Value	Top Hit Accession No.	Top Hit Database Source	Top Hit Descriptor
2492	15209	27951	2.31	4.0E-02	AW236023.1	EST_HUMAN	xn24f03.x1 NCL_CGAP_Kid11 Homo sapiens cDNA clone IMAGE:2694653 3' similar to SW:GRF1_HUMAN Q12849 G-RICH SEQUENCE FACTOR-1:
2811	13072	25712	1.9	4.0E-02	BE153583.1	EST_HUMAN	PM0-HT0339-251199-003-g05 HT0339 Homo sapiens cDNA
3325	15774	28423	0.74	4.0E-02	BE153583.1	EST_HUMAN	PM0-HT0339-251199-003-g05 HT0339 Homo sapiens cDNA
3487	15774	28423	0.73	4.0E-02	BE153583.1	EST_HUMAN	PM0-HT0339-251199-003-g05 HT0339 Homo sapiens cDNA
4103	16848		1.35	4.0E-02	AF220395.1	NT	Mus musculus nuclear RNA helicase II(Gu (dtd21) gene, complete cds
5121	17839	30455	0.99	4.0E-02	AA079157.1	EST_HUMAN	znr92c10.s1 Stratagene ovarian cancer (#837219) Homo sapiens cDNA clone IMAGE:645394 3' similar to gb:X03212 KERATIN, TYPE II CYTOSKELETAL 7 (HUMAN);
5647	18442	31355	1.57	4.0E-02	AF076962.1	NT	Haplochromis burtoni gonadotroph-releasing hormone and GnRH-associated peptide precursor (Gnrh2) gene, complete cds
6136	18914	31883	3.51	4.0E-02	XG1624.1	NT	C.reinhardtii atp2 (atpB) mRNA
6136	18914	31884	3.51	4.0E-02	XG1624.1	NT	C.reinhardtii atp2 (atpB) mRNA
6702	19617	32659	1.47	4.0E-02	AI149574.1	EST_HUMAN	qc60b06.x1 Soares_placenta_8tc9weeks_2NbtHP8to9W Homo sapiens cDNA clone IMAGE:1713971 3' similar to contains L1.8 L1 repetitive element:
8554	21246	34386	2.69	4.0E-02	BE154006.1	EST_HUMAN	PM0-HT0339-060400-009-G12 HT0339 Homo sapiens cDNA
11379	23986	37286	4.94	4.0E-02	AA913328.1	EST_HUMAN	cl27h09.s1 Soares_NFL_T_GBC_S1 Homo sapiens cDNA clone IMAGE:1524737 3'
12325	24744		1.88	4.0E-02	AV712871.1	EST_HUMAN	AV712871 DCA Homo sapiens cDNA clone DCAAZF07 5'
12705	24985		3.98	4.0E-02	X57808.1	NT	Human germline immunoglobulin lambda light chain gene
434	13220	25866	1.72	4.0E-02	P22448	SWISSPROT	RETINOIC ACID RECEPTOR BETA (RAR-BETA)
1196	13948	26612	1.11	4.0E-02	AF005730.1	NT	Marburg virus strain M/S-Africa/Johannesburg/1976/Ozolin VP35 gene, complete cds
1196	13948	26613	1.11	4.0E-02	AF005730.1	NT	Marburg virus strain M/S-Africa/Johannesburg/1976/Ozolin VP35 gene, complete cds
1797	14537	27247	4.57	4.0E-02	P32182	SWISSPROT	HEPATOCYTE NUCLEAR FACTOR 3-BETA (HNF-3B)
2103	14834	27568	3.76	4.0E-02	AE003964.1	NT	Xylella fastidiosa, section 110 of 228 of the complete genome
3710	18463	28102	3.66	4.0E-02	AL163278.2	NT	Homo sapiens chromosome 21 segment HS21C078
6137	18915	31885	1.61	4.0E-02	AJ400877.1	NT	Homo sapiens ASCL3 gene, CEGP1 gene, C11orf14 gene, C11orf15 gene, C11orf16 gene and C11orf17 gene
6415	19163	32182	0.77	4.0E-02	AL163280.2	NT	Homo sapiens chromosome 21 segment HS21C080
6779	19523	32650	0.61	4.0E-02	L26487.1	NT	Methanosarcina fusa carbon monoxide dehydrogenase large subunit (cdhIA) gene; carbon monoxide dehydrogenase small subunit (cdhIB) gene, complete cds
6779	19523	32651	0.61	4.0E-02	L26487.1	NT	Methanosarcina fusa carbon monoxide dehydrogenase large subunit (cdhIA) gene; carbon monoxide dehydrogenase small subunit (cdhIB) gene, complete cds
8292	20986	34125	1.96	4.0E-02	AF036684.1	NT	Arabidopsis thaliana CCAAT-box binding factor HAP3 homolog gene, complete cds
9849	22499	36689	4.57	4.0E-02	AA325216.1	EST_HUMAN	EST28167 Cerebellum II Homo sapiens cDNA 5' end similar to similar to neuro-D4 protein
10000	22648	36660	0.48	4.0E-02	X95508.1	NT	A.europaeum mRNA for legumin-like protein

Page 143 of 536  
Table 4  
Single Exon Probes Expressed in Brain

Probe SEQ ID NO:	Exon SEQ ID NO:	ORF SEQ ID NO:	Expression Signal	Most Similar (Top) Hit BLAST E Value	Top Hit Accession No.	Top Hit Database Source	Top Hit Descriptor
10116	22764	35976	0.85	4.5E-02	AB000470.1	NT	Gallus gallus mRNA for alpha1 integrin, complete cds
12154	24640	31097	1.94	4.5E-02	11418013	NT	Homo sapiens ret finger protein-like 3 (RFPL3), mRNA
12537	25290	30733	6.91	4.5E-02	AA191097.1	EST_HUMAN	zq43f11.1 Strategene hNT neuron #937233 Homo sapiens cDNA clone IMAGE:632493 5'
213	13025		5.52	4.4E-02	BE972733.1	EST_HUMAN	601662154F1 NIH_MGC_82 Homo sapiens cDNA clone IMAGE:3936388 5'
2089	14821		5.42	4.4E-02	F31568	SWISSPROT	HYPOTHETICAL PROTEIN (ORF 2280)
2494	15211	27953	2.4	4.4E-02	AW875475.1	EST_HUMAN	Myxococcus xanthus serine/threonine kinase Pkn10 (pkn10) gene, complete cds
3631	16384	28024	1.85	4.4E-02	AF159160.1	NT	Homo sapiens S164 gene, partial cds; PS1 and hypothetical protein genes, complete cds; and S171 gene, partial cds
4584	17319	29945	1.24	4.4E-02	AF109907.1	NT	Homo sapiens S164 gene, partial cds; PS1 and hypothetical protein genes, complete cds; and S171 gene, partial cds
4584	17319	29946	1.24	4.4E-02	AF109907.1	NT	Homo sapiens S164 gene, partial cds; PS1 and hypothetical protein genes, complete cds; and S171 gene, partial cds
4993	17427		2.28	4.4E-02	AJ222639.1	NT	Ovis aries CCAAT-enhancer binding protein epsilon gene
7018	19710	32768	0.64	4.4E-02	AF095824.1	NT	Canis familiaris matrix metalloproteinase 9 (MMP-9) mRNA, partial cds
7018	19710	32767	0.64	4.4E-02	AF095824.1	NT	Canis familiaris matrix metalloproteinase 9 (MMP-9) mRNA, partial cds
8650	21342	34486	2.14	4.4E-02	AA736969.1	EST_HUMAN	hw13hc03.s1 NCL_CGAP_S51 Homo sapiens cDNA clone IMAGE:1239221 3'
11007	23679	36936	2.62	4.4E-02	AF060669.1	NT	Hepatitis E virus strain HEV-US2 polyprotein (ORF1), (ORF3), and capsid protein (ORF2) genes, complete cds
11167	23824	37104	2.78	4.4E-02	AA496739.1	EST_HUMAN	ae33f04.1 Gessler Wilms tumor Homo sapiens cDNA clone IMAGE:897631 5'
11980	24460		2.57	4.4E-02	AB040926.1	EST_HUMAN	Homo sapiens mRNA for KIAA1483 protein, partial cds
12067	25406		1.87	4.4E-02	BF241245.1	EST_HUMAN	601876746F1 NIH_MGC_65 Homo sapiens cDNA clone IMAGE:4107418 5'
763	13596	26195	7.07	4.3E-02	AF003249.1	NT	Morone saxatilis myosin heavy chain FM3A (FM3A) mRNA, complete cds
2573	16287	28024	1.23	4.3E-02	AV704878.1	EST_HUMAN	AV704878 ADB Homo sapiens cDNA clone ADBA0H08 5'
3423	16180	28830	7.84	4.3E-02	AL163210.2	NT	Homo sapiens chromosome 21 segment HS21C010
3651	16494		1.37	4.3E-02	AF060568.1	NT	Homo sapiens promyelocytic leukemia zinc finger protein (PLZF) gene, complete cds
5152	17869	30482	0.95	4.3E-02	U11768.1	NT	Grapevine fanleaf virus coat protein gene, partial cds
6404	19173	32171	4.3	4.3E-02	F30427	SWISSPROT	PLECTIN
6404	19173	32172	4.3	4.3E-02	F30427	SWISSPROT	PLECTIN
6633	19395	32410	0.73	4.3E-02	AA652268.1	EST_HUMAN	ns66c12.s1 NCL_CGAP_P2 Homo sapiens cDNA clone IMAGE:1188886
8411	21104	34243	0.73	4.3E-02	AF293369.1	NT	Homo sapiens desmocollin 3 (DSC3) gene, complete cds, alternatively spliced
8700	21392	34537	1.02	4.3E-02	X55322.1	NT	H. sapiens NCAM mRNA for neural cell adhesion molecule
8700	21392	34538	1.02	4.3E-02	X55322.1	NT	H. sapiens NCAM mRNA for neural cell adhesion molecule
803	13576	26238	2.7	4.2E-02	AU123327.1	EST_HUMAN	AU123327 NT2RM2 Homo sapiens cDNA clone NT2RM2000020 6'
846	13616		2.32	4.2E-02	AU123327.1	EST_HUMAN	AU123327 NT2RM2 Homo sapiens cDNA clone NT2RM2000020 5'

Page 144 of 536  
Table 4  
Single Exon Probes Expressed in Brain

Probe SEQ ID NO:	Exon SEQ ID NO:	ORF SEQ ID NO:	Expression Signal	Most Similar (Top) Hit BLAST E Value	Top Hit Accession No.	Top Hit Database Source	Top Hit Descriptor
876	13845	26315	1.35	4.2E-02	AW003645.1	EST_HUMAN	wx34g01.x1 NCL_CGAP_Pk11 Homo sapiens cDNA clone IMAGE:2645684 3' similar to TR:Q63291 Q63291
1714	14457		1.02	4.2E-02	AL443086.1	NT	L1 RETROPOSON, ORF2 MRNA ,contains L1,13 L1 L1 repetitive element ;
1771	14513	27213	1.01	4.2E-02	P23091	SWISSPROT	Thermoplasma acidophilum complete genome; segment 4/5
3655	16408	29047	2.43	4.2E-02	P23091	SWISSPROT	TRANSFORMING PROTEIN MAF
4100	16843	29471	0.7	4.2E-02	BE262605.1	SWISSPROT	TRANSFORMING PROTEIN MAF
4284	17023	29648	1.83	4.2E-02	U26674.1	EST_HUMAN	601150933F1 NIH_MGC_19 Homo sapiens cDNA clone IMAGE:3503505 5'
4284	17023	29649	1.83	4.2E-02	U26674.1	EST_HUMAN	601150933F1 NIH_MGC_19 Homo sapiens cDNA clone IMAGE:3503505 5'
4695	17429	30060	2.32	4.2E-02	BF342895.1	EST_HUMAN	Saccharomyces cerevisiae general sporulation (GSG1) gene, complete cds
5530	18328	31231	0.68	4.2E-02	AF280107.1	NT	Saccharomyces cerevisiae general sporulation (GSG1) gene, complete cds
5530	18328	31232	0.68	4.2E-02	AF280107.1	NT	602017105F1 NCL_CGAP_Brn64 Homo sapiens cDNA clone IMAGE:4162872 5'
6866	17962	30517	0.56	4.2E-02	BE268285.1	EST_HUMAN	Homo sapiens cytochrome P450 polypeptide 43 (CYP3A43) gene, partial cds; cytochrome P450 polypeptide 4 (CYP3A4) and cytochrome P450 polypeptide 7 (CYP3A7) genes, complete cds; and cytochrome P450 polypeptide 5 (CYP3A5) gene, partial cds
7426	20103	33190	4.7	4.2E-02	AF276752.1	NT	Homo sapiens cytochrome P450 polypeptide 43 (CYP3A43) gene, partial cds; cytochrome P450 polypeptide 4 (CYP3A4) and cytochrome P450 polypeptide 7 (CYP3A7) genes, complete cds; and cytochrome P450 polypeptide 5 (CYP3A5) gene, partial cds
8710	21402	34547	3.96	4.2E-02	P05095	SWISSPROT	Homo sapiens cytochrome P450 polypeptide 43 (CYP3A43) gene, partial cds; cytochrome P450 polypeptide 4 (CYP3A4) and cytochrome P450 polypeptide 7 (CYP3A7) genes, complete cds; and cytochrome P450 polypeptide 5 (CYP3A5) gene, partial cds
10084	22712	35930	1.22	4.2E-02	Q16650	SWISSPROT	Homo sapiens cytochrome P450 polypeptide 43 (CYP3A43) gene, partial cds; cytochrome P450 polypeptide 4 (CYP3A4) and cytochrome P450 polypeptide 7 (CYP3A7) genes, complete cds; and cytochrome P450 polypeptide 5 (CYP3A5) gene, partial cds
10999	23645	36998	2.82	4.2E-02	AA978118.1	EST_HUMAN	Homo sapiens cytochrome P450 polypeptide 43 (CYP3A43) gene, partial cds; cytochrome P450 polypeptide 4 (CYP3A4) and cytochrome P450 polypeptide 7 (CYP3A7) genes, complete cds; and cytochrome P450 polypeptide 5 (CYP3A5) gene, partial cds
11278	23938	37231	2.54	4.2E-02	BE815822.1	EST_HUMAN	601124586F1 NIH_MGC_8 Homo sapiens cDNA clone IMAGE:2988319 5'
11278	23939	37232	2.54	4.2E-02	BE815822.1	EST_HUMAN	Legionella pneumophila catalase-peroxidase (katA) gene, complete cds
11459	24090	37402	1.68	4.2E-02	AF176458.1	EST_HUMAN	ALPHA-ACTININ 3, NON MUSCULAR (F-ACTIN CROSS LINKING PROTEIN)
12415	25335		3.43	4.2E-02	A1983494.1	EST_HUMAN	T-BRAIN-1 PROTEIN (T-BOX BRAIN PROTEIN 1) (TBR-1) (TES-56)
487	13281	25916	1.24	4.1E-02	AF200629.1	NT	on33b11.s1 NCL_CGAP_Lu5 Homo sapiens cDNA clone IMAGE:1658461 3' similar to gb:M66290
2683	15392	28131	1.04	4.1E-02	AEO02330.2	NT	INTERLEUKIN-12 BETA CHAIN PRECURSOR (HUMAN);
4439	17175		7.52	4.1E-02	AW893484.1	EST_HUMAN	INTERLEUKIN-12 BETA CHAIN PRECURSOR (HUMAN);
5556	18353	31262	0.82	4.1E-02	BE251894.1	EST_HUMAN	PM3-BN0174-250500-009-410 BN0174 Homo sapiens cDNA
6566	18363	31263	0.82	4.1E-02	BE251894.1	EST_HUMAN	PM3-BN0174-250500-009-410 BN0174 Homo sapiens cDNA
6783	19527		0.67	4.1E-02	X75881.1	NT	PM3 isolate PRRSV36 envelope glycoprotein gene, complete cds
6999	19691	32742	1.25	4.1E-02	AEO02132.1	NT	wf49g10.x1 NCL_CGAP_Pan1 Homo sapiens cDNA clone IMAGE:2510850 3'
7413	20090	33174	2.09	4.1E-02	7662347	NT	Homo sapiens HPS1 gene, intron 5
							Homo sapiens HPS1 gene, intron 5
							Chlamydia muridarum, section 60 of the complete genome
							QV1-NN0012-160400-164-f08 NN0012 Homo sapiens cDNA
							601107535F1 NIH_MGC_16 Homo sapiens cDNA clone IMAGE:3343856 5'
							601107535F1 NIH_MGC_16 Homo sapiens cDNA clone IMAGE:3343856 5'
							A.thaliana mRNA for plasma membrane intrinsic protein 1a
							Ureaplasma urealyticum section 33 of 59 of the complete genome
							Homo sapiens KIAA0867 protein (KIAA0867), mRNA

Page 145 of 536  
Table 4  
Single Exon Probes Expressed in Brain

Probe SEQ ID NO:	Exon SEQ ID NO:	ORF SEQ ID NO:	Expression Signal	Most Similar (Top) Hit BLAST E Value	Top Hit Accession No.	Top Hit Database Source	Top Hit Descriptor
7602	20173	33285	0.66	4.1E-02	L02110.1	NT	Mus musculus proviral insertion in the cGMP-phosphodiesterase (rd beta PDE) gene, intron 1, with the proviral insert encompassing the env pseudogene (3' end) and 3' LTR
7665	20329	33439	3.12	4.1E-02	AF026198.1	NT	Fugu rubripes neural cell adhesion molecule L1 homolog (L1-CAM) gene, complete cds; putative protein 1 (PUT1) gene, partial cds; mitosis-specific chromosome segregation protein SMC1 homolog (SMC1) gene, complete cds; and calcium channel alpha-1 subunit
8541	21233	34376	0.68	4.1E-02	P34687	SWISSPROT	CUTICLE COLLAGEN 34
8052	21741	34899	0.81	4.1E-02	AA372398.1	EST_HUMAN	EST84291 Colon adenocarcinoma IV Homo sapiens cDNA 5' end
12728	25338	30715	4.07	4.1E-02	AJ271909.1	NT	Brassica napus gln gene for pleatid glutamine synthetase, exons 1-12
3238	18000	28650	3.26	4.0E-02	AB040904.1	NT	Homo sapiens mRNA for KIAA1471 protein, partial cds
3780	16532	29170	1.27	4.0E-02	L11910.1	NT	Human retinoblastoma susceptibility gene exons 1-27, complete cds
5285	18100	30759	5.4	4.0E-02	AF280107.1	NT	Homo sapiens cytochrome P450 polypeptide 43 (CYP3A43) gene, partial cds; cytochrome P450 polypeptide 4 (CYP3A4) and cytochrome P450 polypeptide 7 (CYP3A7) genes, complete cds; and cytochrome P450 polypeptide 5 (CYP3A5) gene, partial cds
6120	18898	31866	0.93	4.0E-02	BF110434.1	EST_HUMAN	7n52n07.x1 NCI_CGAP_Lu24 Homo sapiens cDNA clone IMAGE:3668380 3' similar to TR:O75298 O75298 R29124.1;
7580	20258	33386	6.57	4.0E-02	L23838.1	NT	Strongylocentrotus purpuratus homolog of human bone morphogenetic protein 1 (submp) mRNA, complete cds
7650	20314		0.86	4.0E-02	AL161535.2	NT	Arabidopsis thaliana DNA chromosome 4, contig fragment No. 35
7666	20330	33440	0.7	4.0E-02	AB000381.1	NT	Homo sapiens DNA for GPI-anchored molecule-like protein, complete cds
7668	20330	33441	0.7	4.0E-02	AB000381.1	NT	Homo sapiens DNA for GPI-anchored molecule-like protein, complete cds
8617	21309	34451	2.22	4.0E-02	P08640	SWISSPROT	GLUCOAMYLASE S/52 PRECURSOR (GLUCAN 1,4-ALPHA-D-GLUCAN GLUCOHYDROLASE)
9544	22197		0.78	4.0E-02	BF679378.1	EST_HUMAN	602153884F1 NIH_MGC_83 Homo sapiens cDNA clone IMAGE:4294724 5'
9567	22220	35406	4.01	4.0E-02	AJ000941.1	NT	Methanobacterium thermoautotrophicum strain Marburg, Thiol:fumarate reductase subunit A
9884	22534		1.21	4.0E-02	D43949.1	NT	Human mRNA for KIAA0082 gene, partial cds
11778	24369		1.54	4.0E-02	AJ001018.1	NT	Kluiveromyces lactis gene for Ca++ ATPase
12053	25168	30898	3.31	4.0E-02	AJ001056.1	NT	Ovis aries mRNA for acetyl-coA carboxylase
1098	19858	28516	2.75	3.9E-02	BF516149.1	EST_HUMAN	UJ-H-BW1-anx-h-08-Q-J1.s1 NCI_CGAP_Sub7 Homo sapiens cDNA clone IMAGE:3084134 3'
1323	14072	26745	2.45	3.9E-02	P41047	SWISSPROT	FAS ANTIGEN LIGAND
1964	14689	27402	2.4	3.9E-02	AJ403386.1	NT	M.musculus succinate dehydrogenase complex, subunit C, integral membrane protein, 16kD (SDHC) mRNA
2708	15415		1.69	3.9E-02	4506862	NT	Homo sapiens succinate dehydrogenase complex, subunit C, integral membrane protein, 16kD (SDHC) mRNA
4118	16960	29487	0.93	3.9E-02	8924019	NT	Homo sapiens hypothetical protein PRO1163 (PRO1163), mRNA
4118	16960	29488	0.93	3.9E-02	8924019	NT	Homo sapiens hypothetical protein PRO1163 (PRO1163), mRNA

Page 146 of 536  
Table 4

Single Exon Probes Expressed in Brain

Probe SEQ ID NO:	Exon SEQ ID NO:	ORF SEQ ID NO:	Expression Signal	Most Similar (Top) Hit BLAST E Value	Top Hit Accession No.	Top Hit Database Source	Top Hit Descriptor
5408	18207	30913	0.55	3.9E-02	D50608.1	NT	Rat gene for cholecystokinin type-A receptor (CCKAR), complete cds
5408	18207	30914	0.55	3.9E-02	B50608.1	NT	Rat gene for cholecystokinin type-A receptor (CCKAR), complete cds
5844	18439	31353	1.04	3.9E-02	BE068841.1	EST_HUMAN	601649874F1 NIH_MGC_74 Homo sapiens cDNA clone IMAGE:3933642 5'
5766	18557	31484	0.95	3.9E-02	BF075203.1	EST_HUMAN	602138132F1 NIH_MGC_83 Homo sapiens cDNA clone IMAGE:4274910 5'
6957	19439	32454	1.18	3.9E-02	BE271437.1	EST_HUMAN	601140729F1 NIH_MGC_9 Homo sapiens cDNA clone IMAGE:3049830 5'
7739	20436	33557	1.14	3.9E-02	BF239613.1	EST_HUMAN	601906948F1 NIH_MGC_54 Homo sapiens cDNA clone IMAGE:4134779 5'
7659	20654	33778	0.79	3.9E-02	AJ229041.1	NT	Homo sapiens 959 kb contig between AML1 and CBR1 on chromosome 21q22; segment 1/3
7959	20654	33779	0.79	3.9E-02	AJ229041.1	NT	Homo sapiens 959 kb contig between AML1 and CBR1 on chromosome 21q22; segment 1/3
11388	20398	33511	2	3.9E-02	P48778	SWISSPROT	ANTIGEN GOR
11913	25298		15.38	3.9E-02	AB042553.1	NT	Felis catus G-CSF gene for granulocyte colony-stimulating factor, complete cds
12543	24883		1.83	3.9E-02	U68061.1	NT	Human gamline T-cell receptor beta chain TCRBV17S1A1T, TCRBV2S1, TCRBV10S1P, TCRBV29S1P, TCRBV19S1P, TCRBV15S1, TCRBV11S1A1T, HVB relic, TCRBV28S1P, TCRBV34S1, TCRBV14S1, TCRBV3S1, TCRBV4S1A1T, TRY4, TRY5, TRY6, TRY7, TRY8, TCRBD1, TCRBJ1S1, TCRBJ1S2,>
12666	26223		5.31	3.9E-02	ALD49866.2	NT	Mus musculus chromosome X contigB; X-linked lymphocyte regulated 5 gene, Zinc finger protein 275, Zinc finger protein 92, mmaxq28orf
1948	14680	27394	1.16	3.8E-02	BE885137.1	EST_HUMAN	601510891F1 NIH_MGC_71 Homo sapiens cDNA clone IMAGE:3912215 5'
2114	14845		1.77	3.8E-02	AJ251973.1	NT	Homo sapiens partial steierh-1 gene
4876	17603	30226	1.1	3.8E-02	AJ124122.1	EST_HUMAN	AJ124122 NT2RM2 Homo sapiens cDNA clone NT2RM2001698 5'
5354	18157	30840	1	3.8E-02	M11228.1	EST	Human protein C gene, complete cds
5986	18777	31739	1.32	3.8E-02	P10284	SWISSPROT	HOMEOBOX PROTEIN HOX-B4 (HOX-2.6)
7218	19903	32976	1.66	3.8E-02	6005700	NT	Homo sapiens ATP-binding caseafte, sub-family A (ABC1), member 8 (ABCAB), mRNA
8562	21254		1.33	3.8E-02	M60675.1	NT	Human von Willebrand factor gene, exons 23 through 34
10548	23245	36481	2.62	3.8E-02	AF143952.2	NT	Homo sapiens PELOTA (PELOTA) gene, complete cds
871	13736	26401	4.94	3.7E-02	P19137	SWISSPROT	LAMININ ALPHA-1 CHAIN PRECURSOR (LAMININ A CHAIN)
1387	14115	26790	0.91	3.7E-02	L14561.1	NT	Homo sapiens plasma membrane calcium ATPase isoform 1 (ATP2B1) gene, alternative splice products, partial cds
2230	14958	27698	3.84	3.7E-02	A1984806.1	EST_HUMAN	wr65e08.x1 NCI_CGAP_Ki111 Homo sapiens cDNA clone IMAGE:2494502 3'
2582	15298	28034	0.92	3.7E-02	AB018261.1	NT	Homo sapiens miRNA for KIAA0718 protein, partial cds
3045	15811	28457	0.9	3.7E-02	P78944	SWISSPROT	EOMESODERMIN
3047	15813	28458	2.99	3.7E-02	BF312963.1	EST_HUMAN	601896233F1 NIH_MGC_19 Homo sapiens cDNA clone IMAGE:4126584 5'
3447	18203		1.17	3.7E-02	6680541	NT	Mus musculus potassium large conductance pH-sensitive channel, subfamily M, alpha member 3 (Kcnma3), mRNA
6978	25422		0.83	3.7E-02	AF000063.1	NT	Aeropyrum pernix genomic DNA, section 6/7



Single Exon Probes Expressed In Brain

Probe SEQ ID NO:	Exon SEQ ID NO:	ORF SEQ ID NO:	Expression Signal	Most Similar (Top) Hit BLAST E Value	Top Hit Accession No.	Top Hit Database Source	Top Hit Descriptor
7592	20260	33368	0.58	3.7E-02	AE003975.1	NT	Xyella fastidiosa, section 121 of 229 of the complete genome
9914	22563		1	3.7E-02	AA782516.1	EST_HUMAN	af55c09.s1 Soares_parathyroid_tumor_NbHPA Homo sapiens cDNA clone IMAGE:4166116 3'
11954	24506	37811	3.86	3.7E-02	BF124974.1	EST_HUMAN	601762117F1 NIH_MGC_20 Homo sapiens cDNA clone IMAGE:4024973 5'
12603	25193	30813	1.94	3.7E-02	11418392	NT	Homo sapiens solute carrier family 22 (organic cation transporter), member 1 (SLC22A1), mRNA
3846	16399	29039	1.38	3.6E-02	X73221.1	NT	H. vulgare Ss1 gene for sucrose synthase
3654	16407	29046	0.88	3.6E-02	AL096806.1	NT	Homo sapiens genomic region containing hypervariable minisatellites chromosome 10[10q26.3] of Homo sapiens
5941	18144	30808	0.58	3.6E-02	X59403.1	NT	C. glutamicum gap, pgk and tpi genes for glyceraldehyde-3-phosphate, phosphoglycerate kinase and triosephosphate isomerase
5341	18144	30823	0.58	3.6E-02	X59403.1	NT	C. glutamicum gap, pgk and tpi genes for glyceraldehyde-3-phosphate, phosphoglycerate kinase and triosephosphate isomerase
5413	18212	30821	0.64	3.6E-02	AF181722.1	NT	Homo sapiens RU2AS (RU2) mRNA, complete cds
6607	19370	32382	5.47	3.6E-02	AW945516.1	EST_HUMAN	CM2-EN0013-110500-192-b10 EN0013 Homo sapiens cDNA
6607	19370	32383	5.47	3.6E-02	AW945516.1	EST_HUMAN	CM2-EN0013-110500-192-b10 EN0013 Homo sapiens cDNA
6985	19878	32725	2.5	3.6E-02	AF026952.1	NT	Chromatium vinosum sulfur globule protein Cv2 precursor (sgp2) gene, complete cds
7206	19891	32897	2.78	3.6E-02	AA714521.1	EST_HUMAN	rw20e05.s1 NCL_CGAP_GC80 Homo sapiens cDNA clone IMAGE:1241024 3' similar to gb.J00314_rna2
7553	20203	33298	1.03	3.6E-02	BE143078.1	EST_HUMAN	TUBULIN BETA-1 CHAIN (HUMAN);
8291	21958	35130	1.72	3.6E-02	U20608.1	NT	MRO-HT0158-030200-003-508 HT0168 Homo sapiens cDNA
9291	21958	35131	1.72	3.6E-02	U20608.1	NT	Dictyostelium discoideum unknown spore germination-specific protein-like protein, orf1, orf2 and orf3 genes, complete cds
9572	22185	35347	0.83	3.6E-02	BF347586.1	EST_HUMAN	602020463F1 NCL_CGAP_Brm67 Homo sapiens cDNA clone IMAGE:4166116 5'
11135	23803	37080	1.4	3.6E-02	BF131609.1	EST_HUMAN	601820416F1 NIH_MGC_58 Homo sapiens cDNA clone IMAGE:4052570 5'
11135	23803	37081	1.4	3.6E-02	BF131609.1	EST_HUMAN	601820416F1 NIH_MGC_58 Homo sapiens cDNA clone IMAGE:4052570 5'
11862	24436	26314	1.46	3.6E-02	AI290986.1	EST_HUMAN	qk48509.x1 NCL_CGAP_Co8 Homo sapiens cDNA clone IMAGE:1872185 3'
875	13644	26314	1.08	3.5E-02	U09506.1	NT	Drosophila melanogaster lgrtn mRNA, complete cds
898	13751	26413	1.39	3.5E-02	AF253417.1	NT	Homo sapiens microsomal epoxide hydrolase (EPHX1) gene, complete cds
1556	14303	26891	1.55	3.5E-02	BF678085.1	EST_HUMAN	602085136F1 NIH_MGC_83 Homo sapiens cDNA clone IMAGE:4249377 5'
1556	14303	26992	1.55	3.5E-02	BF678085.1	EST_HUMAN	602085136F1 NIH_MGC_83 Homo sapiens cDNA clone IMAGE:4249377 5'
4188	16929	29559	1.83	3.5E-02	AE001773.1	NT	Thermotoga maritima section 85 of 136 of the complete genome
4281	17020	29647	1.27	3.5E-02	FS9780	SWISSPROT	CYSTATHIONINE BETA-L-YASE PRECURSOR (CBL) (BETA-CYSTATHIONASE)(CYSTEINE LYASE)
6127	18605	31873	1.77	3.5E-02	J01238.1	NT	Maize actin 1 gene (MAc1), complete cds

Page 148 of 536  
Table 4

Single Exon Probes Expressed in Brain

Probe SEQ ID NO:	Exon SEQ ID NO:	ORF SEQ ID NO:	Expression Signal	Most Similar (Top) Hit BLAST E Value	Top Hit Accession No.	Top Hit Database Source	Top Hit Descriptor
7877	20572		0.78	3.5E-02	H28951.1	EST_HUMAN	yp44a05.r1 Soares retina N2b5HR Homo sapiens cDNA clone IMAGE:190256 5' similar to contains Alu repetitive element;
8521	21213	34357	2.7	3.5E-02	BE958970.1	EST_HUMAN	601844701R2 NIH_MGC 56 Homo sapiens cDNA clone IMAGE:3928737 3'
9917	22566	35762	1.45	3.5E-02	X76642.1	NT	L.lactis MG1363 grpE and dnaK genes
9865	22613	35817	0.5	3.5E-02	BE561042.1	EST_HUMAN	601344661F1 NIH_MGC_B Homo sapiens cDNA clone IMAGE:3677654 5'
11477	24078	37388	1.82	3.5E-02	AW981641.1	EST_HUMAN	PM1-CT0326-291299-002-h03 CT0326 Homo sapiens cDNA
11477	24078	37389	1.82	3.5E-02	AW981641.1	EST_HUMAN	PM1-CT0326-291299-002-h03 CT0326 Homo sapiens cDNA
12598	25234		5.69	3.5E-02	BE276948.1	EST_HUMAN	601178765F1 NIH_MGC 20 Homo sapiens cDNA clone IMAGE:3543853 5'
564	13346	25973	1.14	3.4E-02	AK024424.1	NT	Homo sapiens mRNA for FLJ00013 protein, partial cds
564	13346	25974	1.14	3.4E-02	AK024424.1	NT	Homo sapiens mRNA for FLJ00013 protein, partial cds
565	13346	25973	6.47	3.4E-02	AK024424.1	NT	Homo sapiens mRNA for FLJ00013 protein, partial cds
565	13346	25974	6.47	3.4E-02	AK024424.1	NT	Homo sapiens mRNA for FLJ00013 protein, partial cds
1029	13789	26448	2.92	3.4E-02	AW274020.1	EST_HUMAN	xv28607.x1 Soares_NFL_T_GBC_S1 Homo sapiens cDNA clone IMAGE:2814253 3' similar to SW:0211_HUMAN_P53801 PUTATIVE SURFACE GLYCOPROTEIN C21ORF1 PRECURSOR;
1184	13936		7.14	3.4E-02	11345459	NT	Homo sapiens hypothetical protein FLJ13220 (FLJ13220), mRNA
2391	15112	27849	2.06	3.4E-02	T57160.1	EST_HUMAN	yc20608.r1 Stratagene lung (#837210) Homo sapiens cDNA clone IMAGE:81260 5' similar to contains MER29 repetitive element
3424	16181	28831	1.4	3.4E-02	AL163208.2	NT	Homo sapiens chromosome 21 segment HS21C008
3757	16509	29145	0.7	3.4E-02	BE839514.1	EST_HUMAN	RC3-FN0155-060700-011-d10 FN0155 Homo sapiens cDNA
3900	16650	29291	3.19	3.4E-02	AW794952.1	EST_HUMAN	RC6-UM0016-210200-021-A10 UM0016 Homo sapiens cDNA
4569	17294	29922	2.41	3.4E-02	X59798.1	NT	M.musculus S-antigen gene promoter region
5000	17723		3.59	3.4E-02	Q28457	SWISSPROT	LA PROTEIN HOMOLOG (LA RIBONUCLEOPROTEIN) (LA AUTOANTIGEN HOMOLOG)
5019	17740	30349	1.2	3.4E-02	AJ012469.1	NT	Caenorhabditis elegans mRNA for DYS-1 protein, partial
6764	17823	30558	4.73	3.4E-02	U24393.1	NT	Human lysyl oxidase-like protein gene, exon 3
8169	20853		3.25	3.4E-02	A1896628.1	EST_HUMAN	w189d04.x1 NCI_CGAP_Bm25 Homo sapiens cDNA clone IMAGE:2433031 3'
8646	21338	34482	1.36	3.4E-02	AA664888.1	EST_HUMAN	nu70f08.s1 NCI_CGAP_A1Y1 Homo sapiens cDNA clone IMAGE:1216071 similar to contains Alu repetitive element; contains element MER25 MER25 repetitive element;
8914	21506		5.97	3.4E-02	AA194308.1	EST_HUMAN	zq04f11.s1 Stratagene muscle 637209 Homo sapiens cDNA clone IMAGE:628749 3' similar to TR:G1017426 G1017426
9678	22330		0.63	3.4E-02	A1092719.1	EST_HUMAN	IPISGKPLPKVTLSDRGVPLKATMRFNTEAENLTINLKESVTADAGRYEITAAINSQTTKAFINIVLDRPG
363	13161		9.61	3.3E-02	AA398735.1	EST_HUMAN	PPT GPVVISDITEESVTLKWEPPKYDGGSQVTVYLLKRETSVAVTEYSATVARTMKVMKL ...;
1143	13898	26559	17.86	3.3E-02	AB035667.1	NT	oz99h08.x1 Soares_papillary_tumor_NbHPA Homo sapiens cDNA clone IMAGE:1683519 3'
							z7f6c08.s1 Soares_testis_NHT Homo sapiens cDNA clone IMAGE:728198 3'
							Cricetulus griseus CYP2A17 mRNA for cytochrome P450 2A17, complete cds

Single Exon Probes Expressed in Brain

Probe SEQ ID NO:	Exon SEQ ID NO:	ORF SEQ ID NO:	Expression Signal	Most Similar (Top) Hit BLAST E Value	Top Hit Accession No.	Top Hit Database Source	Top Hit Descriptor
1489	14236	26923	1.16	3.3E-02	L16870.1	NT	Homo sapiens cytochrome P4502C18 (CYP2C18) gene, exons 2 and 3
1635	14381	27068	1.47	3.3E-02	AF110763.1	NT	Homo sapiens skeletal muscle LIM-protein 1 (FHL-1) gene, complete cds
1732	14474		1.29	3.3E-02	AE000700.1	NT	Aquifex aeolicus section 32 of 109 of the complete genome
2077	14809		2.48	3.3E-02	R09112.1	EST_HUMAN	yf25c09.r1 Soares fetal liver spleen 1NFLS Homo sapiens cDNA clone IMAGE:127888 5'
2453	15171	27810	1.31	3.3E-02	6755882	NT	Mus musculus tumor rejection antigen gp96 (Trat), mRNA
4156	14381	27068	2.44	3.3E-02	AF110763.1	NT	Homo sapiens skeletal muscle LIM-protein 1 (FHL-1) gene, complete cds
4436	17171	29800	1.78	3.3E-02	6766862	NT	Mus musculus tumor rejection antigen gp96 (Trat), mRNA
6336	19106	32096	27.38	3.3E-02	BF245995.1	EST_HUMAN	601853910F1 NIH_MGC_57 Homo sapiens cDNA clone IMAGE:4073787 5'
6336	19106	32096	27.36	3.3E-02	BF245995.1	EST_HUMAN	601853910F1 NIH_MGC_57 Homo sapiens cDNA clone IMAGE:4073787 5'
7408	20085	33169	0.63	3.3E-02	AF124162.1	NT	Nicotiana plumbaginifolia molybdopterin synthase sulphurylase (nrx6) gene, partial cde
9222	21901	35071	0.74	3.3E-02	BF115621.1	EST_HUMAN	7m92d04.x1 NCI_CGAP_Brm23 Homo sapiens cDNA clone IMAGE:3562423 3'
9222	21901	35072	0.74	3.3E-02	BF115621.1	EST_HUMAN	7m92d04.x1 NCI_CGAP_Brm23 Homo sapiens cDNA clone IMAGE:3562423 3'
9324	21991	35162	0.66	3.3E-02	AA488202.1	EST_HUMAN	ad08f09.s1 Soares_NbHFB Homo sapiens cDNA clone IMAGE:877673 3' similar to gb:X70844_cds1
9324	21991	35163	0.66	3.3E-02	AA488202.1	EST_HUMAN	ad08f09.s1 Soares_NbHFB Homo sapiens cDNA clone IMAGE:877673 3' similar to gb:X70844_cds1
11065	23735	37008	3.63	3.3E-02	BF691107.1	EST_HUMAN	MYOBLAST CELL SURFACE ANTIGEN 24.1D5 (HUMAN);
12142	24630		3.24	3.3E-02	T66545.1	EST_HUMAN	602247171F1 NIH_MGC_82 Homo sapiens cDNA clone IMAGE:4332497 5'
12259	24704		1.52	3.3E-02	AF289665.1	NT	ye49f1.r1 Soares fetal liver spleen 1NFLS Homo sapiens cDNA clone IMAGE:121101 5'
12288	24718		2.92	3.3E-02	M81890.1	NT	Mus musculus EIF4H gene, partial cds; LIMK1 gene, complete cds; and ELN gene, partial cds
129	12944	25588	0.74	3.2E-02	AJ002005.1	NT	Human Interleukin 11 (IL11) gene, complete mRNA
1104	13861	26520	7.01	3.2E-02	AF098275.1	NT	Oryctolagus cuniculus gene encoding ileal sodium-dependent bile acid transporter
1104	13861	26520	7.01	3.2E-02	AF098275.1	NT	Oryctolagus cuniculus gene encoding ileal sodium-dependent bile acid transporter
1104	13861	26521	7.01	3.2E-02	AF098275.1	NT	Drosophila melanogaster heat shock protein 68 (hsp68) gene, hsp68d allele, complete cds
2112	14843		3.01	3.2E-02	P28995	SWISSPROT	Drosophila melanogaster heat shock protein 68 (hsp68) gene, hsp68d allele, complete cds
3131	15896	28540	10.08	3.2E-02	BE667353.1	EST_HUMAN	LARGE TEGUMENT PROTEIN
3701	16464	28094	0.92	3.2E-02	AL163203.2	NT	601442431F1 NIH_MGC_65 Homo sapiens cDNA clone IMAGE:3846727 5'
3942	16892	28330	1.64	3.2E-02	Z74103.1	NT	Homo sapiens chromosome 21 segment HS21C003
3942	16892	28331	1.64	3.2E-02	Z74103.1	NT	S.cerevisiae chromosome IV reading frame ORF YDL055c
4193	16934		14.21	3.2E-02	X94798.1	NT	S.cerevisiae chromosome IV reading frame ORF YDL055c
4716	17448	30081	3.42	3.2E-02	AF114182.1	NT	H.sapiens RP3 gene (XLRP gene 3)
4894	17821		1.09	3.2E-02	AF109806.1	NT	Saxifraga ntidifica maturase (matK) gene, chloroplast gene encoding chloroplast protein, partial cds
5448	18247	31136	1.83	3.2E-02	X68709.1	NT	Mus musculus MHC class III region RD gene, partial cds; Bf, C2, G9A, NG22, G9, HSP70, HSP70, HSC70, and smRNP genes, complete cds; G7A gene, partial cds; and unknown genes

Page 150 of 536  
Table 4

Single Exon Probes Expressed in Brain

Probe SEQ ID NO:	Exon SEQ ID NO:	ORF SEQ ID NO:	Expression Signal	Most Similar (Top) Hit BLAST E Value	Top Hit Accession No.	Top Hit Database Source	Top Hit Descriptor
6448	18247	31136	1.83	3.2E-02	X68708.1	NT	S.grisocarinum whiG-Stv gene
6431	19189	32196	3.13	3.2E-02	M32437.1	NT	Rat/polyomavirus left junction in cell line W98.14
6432	19200		33.46	3.2E-02	T89367.1	EST_HUMAN	Y433h12.s1 Soares fetal liver spleen 1NfLS Homo sapiens cDNA clone IMAGE:110087 3' similar to contains Alu repetitive element; contains LTR1 repetitive element;
6513	19278	32279	4.14	3.2E-02	AF173845.1	NT	Saguinus oedipus tissue kallikrein gene, complete cds
7662	20326	33496	0.64	3.2E-02	11424049	NT	Homo sapiens cytochrome P450, subfamily 11B (phenobarbital-inducible) (CYP2B), mRNA
8189	20863	34030	4.64	3.2E-02	6880965	NT	Mus musculus kinesin family member 3c (Kif3c), mRNA
8839	21531		0.73	3.2E-02	AF109718.1	NT	Homo sapiens chromosome 3 subtelomeric region
9126	21813	34878	1.21	3.2E-02	A1278971.1	EST_HUMAN	qm17b04.x1 NCI_CGAP_Lu5 Homo sapiens cDNA clone IMAGE:1882063 3'
9126	21813	34979	1.21	3.2E-02	A1278971.1	EST_HUMAN	qm17b04.x1 NCI_CGAP_Lu5 Homo sapiens cDNA clone IMAGE:1882063 3'
9957	22605		4.07	3.2E-02	AA719795.1	EST_HUMAN	zp54b12.s1 Soares_pineaal_gland_N3HPG Homo sapiens cDNA clone IMAGE:397161 3' similar to gb:L08441 CYTOCHROME C OXIDASE POLYPEPTIDE II (HUMAN);
10266	22804	36114	0.95	3.2E-02	U96762.1	NT	Macaca mulatta chemokine receptor CCR5 mRNA, complete cds
1237	13966		2.14	3.1E-02	4503416	NT	Homo sapiens dual specificity phosphatase 4 (DUSP4) mRNA
1282	14032	26702	1.72	3.1E-02	P18845	SWISSPROT	NEURONAL ACETYLCHOLINE RECEPTOR PROTEIN, ALPHA-3 CHAIN PRECURSOR (GF-ALPHA-3)
1885	14622	27932	1.09	3.1E-02	6871664	NT	Mus musculus adaptor-related protein complex AP-3, delta subunit (Ap3d), mRNA
1967	14703		1.34	3.1E-02	Z50097.1	NT	Drosophila melanogaster mRNA for headcase protein
5182	17690	30506	1.13	3.1E-02	U78104.1	NT	Human leukemia inhibitory factor receptor (LIFR) gene, promoter and partial exon 1
5276	18081		2.12	3.1E-02	AA278478.1	EST_HUMAN	zs81a06.r1 NCI_CGAP_GCB1 Homo sapiens cDNA clone IMAGE:703858 5'
5561	18368	31268	0.74	3.1E-02	BF687742.1	EST_HUMAN	602066783F1 NIH_MGC_57 Homo sapiens cDNA clone IMAGE:4065789 5'
5828	25072	31338	0.59	3.1E-02	AJ391284.1	NT	Neisseria meningitidis DNA for region 2 (flaB- and flaC-homologs, unknown genes) and flanking genes, strain FAM18
8940	21532	34677	0.46	3.1E-02	BE95092.2	EST_HUMAN	601658879R1 NIH_MGC_69 Homo sapiens cDNA clone IMAGE:3886201 3'
9931	22579	35778	2.83	3.1E-02	AF034778.1	NT	Enterococcus faecalis surface protein precursor, gene, complete cds
11765	24356	37689	1.78	3.1E-02	6754241	NT	Mus musculus histidine rich calcium binding protein (Hrc), mRNA
1619	14368		1.98	3.0E-02	AF167125.1	NT	Pityoketone minuitus cytochrome oxidase I gene, partial cds; mitochondrial gene for mitochondrial product
2590	15304	28040	0.97	3.0E-02	AA402242.1	EST_HUMAN	z66103.r1 Soares_testis_NHT Homo sapiens cDNA clone IMAGE:727253 5'
3846	16398	28038	2.78	3.0E-02	AF247644.1	NT	Pseudomonas fluorescens family II aminotransferase gene, complete cds
3728	16480		0.74	3.0E-02	AW520223.1	EST_HUMAN	QV2-ST0296-150200-040-e09 ST0298 Homo sapiens cDNA
3928	16679		1.42	3.0E-02	AA384003.1	EST_HUMAN	EST74530 Pineal gland II Homo sapiens cDNA 5' end
4991	17714	30318	6.83	3.0E-02	AF281074.1	NT	Homo sapiens neuropilin 2 (NRP2) gene, complete cds, alternatively spliced
4991	17714	30319	5.83	3.0E-02	AF281074.1	NT	Homo sapiens neuropilin 2 (NRP2) gene, complete cds, alternatively spliced
6307	18112		3.43	3.0E-02	AB046793.1	NT	Homo sapiens mRNA for KIAA1573 protein, partial cds

Page 151 of 536  
Table 4

Single Exon Probes Expressed In Brain

Probe SEQ ID NO:	Exon SEQ ID NO:	ORF SEQ ID NO:	Expression Signal	Most Similar (Top) Hit BLAST E Value	Top Hit Accession No.	Top Hit Database Source	Top Hit Descriptor
6160	18937	31905	1.4	3.0E-02	N99815.1	EST_HUMAN	z398q10.r1 Soares fetal liver spleen 1NFLS Homo sapiens cDNA clone IMAGE:294906 5' similar to contains element TAR1 repetitive element:
6160	18937	31906	1.4	3.0E-02	N99815.1	EST_HUMAN	z398q10.r1 Soares fetal liver spleen 1NFLS Homo sapiens cDNA clone IMAGE:294906 5' similar to contains element TAR1 repetitive element:
6692	19609	32848	3.32	3.0E-02	AJ242908.1	NT	Cyprinus carpio mRNA for inducible nitric oxide synthase (iNOS gene)
6808	19487	32488	2.84	3.0E-02	BE889948.1	EST_HUMAN	601512206F1 NIH_MGC_71 Homo sapiens cDNA clone IMAGE:3913848 5'
6806	19487	32489	2.84	3.0E-02	BE889948.1	EST_HUMAN	601512206F1 NIH_MGC_71 Homo sapiens cDNA clone IMAGE:3913848 5'
6971	19453	32472	2.15	3.0E-02	AF213884.1	NT	Homo sapiens nuclear factor of kappa light polypeptide gene enhancer in B-cells 1 (NFKB1) gene, complete cds
6971	19453	32473	2.15	3.0E-02	AF213884.1	NT	Homo sapiens nuclear factor of kappa light polypeptide gene enhancer in B-cells 1 (NFKB1) gene, complete cds
7132	19819	32885	1.4	3.0E-02	M86524.1	NT	Human dystrophin gene
7483	20155	32885	0.59	3.0E-02	BF246361.1	EST_HUMAN	601654981F1 NIH_MGC_57 Homo sapiens cDNA clone IMAGE:4074548 5'
8025	20720	BF679706.1	0.48	3.0E-02	BF679706.1	EST_HUMAN	602154394F1 NIH_MGC_83 Homo sapiens cDNA clone IMAGE:4295664 5'
8539	21231	34373	0.66	3.0E-02	BF353889.1	EST_HUMAN	IL5-HT0704-290600-108-c04 H10704 Homo sapiens cDNA
8692	21394		1.8	3.0E-02	AF275654.1	NT	Ornithorhynchus anatinus coagulation factor X mRNA, complete cds
10357	23004	36221	1.49	3.0E-02	AE001787.1	NT	Thermotoga maritima section 109 of 198 of the complete genome
10446	23092	36322	0.49	3.0E-02	Z21211.1	EST_HUMAN	HSAADTHS TEST1, Human adult Testis tissue Homo sapiens cDNA clone cam test244 (b)
11197	23862	37148	2.73	3.0E-02	M81357.1	NT	Human coagulation factor VII (F7) gene exon 1 and factor X (F10) gene, exon 1
11690	24285	37607	7.75	3.0E-02	AA483216.1	EST_HUMAN	ne87f04.s1 NCJ_CGAP_Kld1 Homo sapiens cDNA clone IMAGE:911263
12243	25389	30618	2	3.0E-02	R32019.1	EST_HUMAN	yt63d04.s1 Soares placenta Nb2HP Homo sapiens cDNA clone IMAGE:134407 3'
12587	24909		2.46	3.0E-02	AW895565.1	EST_HUMAN	QV4-NIN0039-270400-187-H05 NIN0038 Homo sapiens cDNA
12629	25383		2.06	3.0E-02	AF048687.1	NT	Rattus norvegicus UDP-Gal:glucosylceramide beta-1,4-galactosyltransferase mRNA, complete cds
2436	16594	27891	1.27	2.9E-02	AF228703.1	NT	Homo sapiens mitochondrial glutathione reductase and cytosolic glutathione reductase (GRD1) gene, complete cds, alternatively spliced
2990	15756	28402	1.04	2.9E-02	BE565644.1	EST_HUMAN	601338428F1 NIH_MGC_53 Homo sapiens cDNA clone IMAGE:3680695 5'
2990	15756	28403	1.04	2.9E-02	BE565644.1	EST_HUMAN	601339428F1 NIH_MGC_53 Homo sapiens cDNA clone IMAGE:3680695 5'
3008	16658	29299	0.89	2.9E-02	H72805.1	EST_HUMAN	yu07e10.r1 Soares fetal liver spleen 1NFLS Homo sapiens cDNA clone IMAGE:233130 5'
5972	18754	31715	0.97	2.8E-02	AF060221.1	NT	Sus scrofa deoxyribonuclease II mRNA, complete cds
6199	18975	31953	7.99	2.9E-02	BF032233.1	EST_HUMAN	601452661F1 NIH_MGC_68 Homo sapiens cDNA clone IMAGE:3856598 5'
6855	19555	32585	0.56	2.9E-02	AJ391284.1	NT	Neisseria meningitidis DNA for region 2 (fhaB- and fhaC-homologs, unknown genes) and flanking genes, strain FAM18
7148	19835	32904	12.03	2.9E-02	BE271437.1	EST_HUMAN	601140729F1 NIH_MGC_9 Homo sapiens cDNA clone IMAGE:3049830 5'

Page 152 of 536  
Table 4

Single Exon Probes Expressed in Brain

Probe SEQ ID NO:	Exon SEQ ID NO:	ORF SEQ ID NO:	Expression Signal	Most Similar (Top) Hit BLAST E Value	Top Hit Accession No.	Top Hit Database Source	Top Hit Descriptor
7897	20592	33723	0.87	2.9E-02	AF129279.1	NT	Buchnera aphidicola natural-host Schlechtendalia chinensis gluconate-6-phosphate dehydrogenase (gmd) gene, partial cds
7897	20592	33724	0.87	2.9E-02	AF129279.1	NT	Buchnera aphidicola natural-host Schlechtendalia chinensis gluconate-6-phosphate dehydrogenase (gmd) gene, partial cds
9558	22211	35398	2.49	2.9E-02	AW875979.1	EST_HUMAN	CM3-PT0014-071299-051-c04 P T0014 Homo sapiens cDNA
9558	22211	35397	2.49	2.9E-02	AW875979.1	EST_HUMAN	CM3-PT0014-071299-051-c04 P T0014 Homo sapiens cDNA
9774	22426		0.75	2.9E-02	AW976697.1	EST_HUMAN	EST388706 MAGe resequences, MAGN Homo sapiens cDNA
10243	22891	36103	1.25	2.9E-02	AP000084.1	NT	Aeropyrum pernix genomic DNA, section 777
10977	17802	30590	1.91	2.9E-02	X55294.1	NT	Sheep gene for ultra high-sulphur keratin protein
652	13336		0.96	2.8E-02	AW970153.1	EST_HUMAN	EST322234 MAGe resequences, MAGK Homo sapiens cDNA
3360	16119	28775	1.3	2.8E-02	AF066083.1	NT	Homo sapiens retinal fasci (FSCN2) gene, exon 2
3360	16119	28776	1.3	2.8E-02	AF066083.1	NT	Homo sapiens retinal fasci (FSCN2) gene, exon 2
5400	18200	30905	11.62	2.8E-02	BE741089.1	EST_HUMAN	601594078F1 NIH_MGC_9 Homo sapiens cDNA clone IMAGE:3948067 5'
6711	19628	32670	1.15	2.8E-02	U78960.1	EST_HUMAN	y421b08.t1 Soares fetal liver spleen 1NFLS Homo sapiens cDNA clone IMAGE:108855 5'
8226	20920	34058	1.61	2.8E-02	AJ005820.1	NT	Craterostigma plantagineum mRNA for homeodomain leucine zipper protein (hb-1)
8915	21606	34749	0.85	2.8E-02	AA280762.1	EST_HUMAN	zs96c08.t1 NC1_CGAP_GCB1 Homo sapiens cDNA clone IMAGE:711466 5'
9108	21798	34980	1	2.8E-02	AE187872.1	NT	Cavia porcellus inwardly-rectifying potassium channel Kir2.1 (KCNJ2) gene, complete cds
8212	21891	36058	0.69	2.8E-02	AE001092.1	NT	Archaeoglobus fulgidus section 15 of 172 of the complete genome
12528	26229		1.5	2.8E-02	R06966.1	EST_HUMAN	y12h02.t1 Soares fetal liver spleen 1NFLS Homo sapiens cDNA clone IMAGE:126675 5'
12630	24876		1.48	2.8E-02	X06322.1	NT	Yeast CN31C chromosome III RAHS DNA (right arm transcription hot-spot)
							Human germline T-cell receptor beta chain Dopamine-beta-hydroxylase-like, TRY1, TRY2, TRY3, TCRBV27S1P, TCRBV22S1A2N1T, TCRBV6S1A1T, TCRBV7S1A1N2T, TCRBV6S1A1T, TCRBV13S3, TCRBV6S7P, TCRBV7S9A2T, TCRBV13S2A1T, TCRBV6S2A2PT, TCRBV7S2A1N4T, TCRBV13S9/13S>
1472	14219	26905	1.23	2.7E-02	U66059.1	NT	Arabidopsis thaliana DNA chromosome 4, contig fragment No. 6
3425	16182	28632	1.74	2.7E-02	AL161494.2	NT	yf86h12.t1 Soares_multiple_sclerosis_2NblHMSP Homo sapiens cDNA clone IMAGE:280487 5'
4178	16918	29545	1.92	2.7E-02	NA7268.1	EST_HUMAN	yf86h12.t1 Soares_multiple_sclerosis_2NblHMSP Homo sapiens cDNA clone IMAGE:280487 5'
4178	16918	29546	1.92	2.7E-02	NA7268.1	EST_HUMAN	yf33c09.t1 Soares fetal liver spleen 1NFLS Homo sapiens cDNA clone IMAGE:126687 5' similar to SP.JC2284 JC2284 TISSUE FACTOR PATHWAY INHIBITOR - RHESUS ;
5355	18158	30841	1.2	2.7E-02	R12245.1	EST_HUMAN	T.aestivum p1TH20 mRNA for wheat type V thionin
5812	18601	31529	0.86	2.7E-02	X81670.1	NT	Oryza sativa mRNA for ascorbate oxidase, partial cds
5885	18671	31612	0.64	2.7E-02	AB004789.1	NT	Oryza sativa mRNA for ascorbate oxidase, partial cds
6605	19270		0.93	2.7E-02	X97580.1	NT	A.bisporus pgkA gene
6967	19449	32467	2.29	2.7E-02	AA993671.1	EST_HUMAN	cb86h03.s1 Soares_total_fetus_Nb2HF8_9w Homo sapiens cDNA clone IMAGE:1624661 3'

Page 153 of 536  
Table 4

Single Exon Probes Expressed in Brain

Probe SEQ ID NO:	Exon SEQ ID NO:	ORF SEQ ID NO:	Expression Signal	Most Similar (Top) Hit BLAST E Value	Top Hit Accession No.	Top Hit Database Source	Top Hit Descriptor
8252	20948		1.06	2.7E-02	A1377036.1	EST_HUMAN	tt28g08.x1 Soares_bial_felus_Nb2HFB_9w Homo sapiens cDNA clone IMAGE:2065982 3' similar to contains Alu repetitive element
8514	21206	34349	0.49	2.7E-02	S43442.1	NT	transmembrane secretory component [human, leukocytes, Genomic, 657 nt, segment 4 of 11]
658	13340	26968	1.12	2.6E-02	AL163282.2	NT	Homo sapiens chromosome 21 segment HS21C082
2368	16088	27825	3.29	2.6E-02	AA490021.1	EST_HUMAN	ab02b02.s1 Stratagene fetal retina S37202 Homo sapiens cDNA clone IMAGE:839695 3'
2368	15090	27827	4.49	2.6E-02	6754241	NT	Mus musculus histidine rich calcium binding protein (Hrc), mRNA
2368	15090	27828	4.49	2.6E-02	6754241	NT	Mus musculus histidine rich calcium binding protein (Hrc), mRNA
2916	15682		1.86	2.6E-02	AF109906.1	NT	Mus musculus MHC class III region RD gene, partial cds; Bf, C2, G9A, NG22, G9, HSP70, HSP70, HSC70, and smRNP genes, complete cds; G7A gene, partial cds; and unknown genes
4847	17577	30200	2.25	2.6E-02	L12092.1	NT	Chicken dorsalin-1 mRNA, complete cds
5005	17728	30332	1.56	2.6E-02	AE002014.1	NT	Delinococcus radiodurans R1 section 151 of 229 of the complete chromosome 1
5032	17762	30364	2.35	2.6E-02	AW241154.1	EST_HUMAN	xa82b04.x1 NCL_CGAP_Sar4 Homo sapiens cDNA clone IMAGE:2570383 3' similar to SW:Y069_HUMAN Q15041 HYPOTHETICAL PROTEIN KIAA0069
6764	18648		0.7	2.6E-02	AL161663.2	NT	Arabidopsis thaliana DNA chromosome 4, contig fragment No. 63
5800	18590		0.59	2.6E-02	AL161563.2	NT	Arabidopsis thaliana DNA chromosome 4, contig fragment No. 63
6125	18903		7.34	2.6E-02	A1206030.1	EST_HUMAN	gg27f11.x1 NCL_CGAP_Kid3 Homo sapiens cDNA clone IMAGE:1762317 3'
6331	19101	32089	1.9	2.6E-02	BE621748.1	EST_HUMAN	601483473T1 NIH_MGC_70 Homo sapiens cDNA clone IMAGE:3895578 3'
6728	19562	32593	0.9	2.6E-02	Z99084.1	NT	Vaccinia virus ORF1L, strain W.yeth
6728	19562	32594	0.9	2.6E-02	Z99084.1	NT	Vaccinia virus ORF1L, strain W.yeth
6810	19471	32494	7.11	2.6E-02	6981271	NT	Rattus norvegicus Nerve growth factor receptor, fast (Ngfr), mRNA
8403	21098	34232	0.71	2.6E-02	AA860946.1	EST_HUMAN	ak22f04.s1 Soares_testis_NHT Homo sapiens cDNA clone IMAGE:1406719 3'
9260	22014	35182	1.15	2.6E-02	11432020	NT	Homo sapiens KIAA1070 protein (KIAA1070), mRNA
9814	22267	35453	0.75	2.6E-02	AF114952.1	NT	Saccharomyces diatrensis NRRL Y-12639(T) ATP synthase subunit 9 (ATP9) gene, mitochondrial gene encoding mitochondrial protein, complete cds
9814	22267	35454	0.75	2.6E-02	AF114952.1	NT	Saccharomyces diatrensis NRRL Y-12639(T) ATP synthase subunit 9 (ATP9) gene, mitochondrial gene encoding mitochondrial protein, complete cds
10303	22950	36165	4.39	2.6E-02	AL163303.2	NT	Homo sapiens chromosome 21 segment HS21C103
11181	23886		1.87	2.6E-02	4506466	NT	Homo sapiens radixin (RDX) mRNA
11361	24048		2.33	2.6E-02	AA276351.1	EST_HUMAN	zs84c02.r1 NCL_CGAP_GCB1 Homo sapiens cDNA clone IMAGE:704162 5'
11553	24152	37465	2.2	2.6E-02	AW500547.1	EST_HUMAN	UH-HF-BNO-ajk-e-10-0-UJ.r1 NIH_MGC_60 Homo sapiens cDNA clone IMAGE:3077466 5'
12170	25375	30615	2.09	2.6E-02	BF343827.1	EST_HUMAN	602015501FT.NCL_CGAP_Bim64 Homo sapiens cDNA clone IMAGE:4150944 5'
519	13303	25935	1.75	2.6E-02	A1793130.1	EST_HUMAN	on26f06.y6 NCL_CGAP_Lu5 Homo sapiens cDNA clone IMAGE:1557827 5'
519	13303	25936	1.75	2.6E-02	A1793130.1	EST_HUMAN	on26f06.y6 NCL_CGAP_Lu5 Homo sapiens cDNA clone IMAGE:1557827 5'
791	13563	26224	15.9	2.6E-02	BE974314.1	EST_HUMAN	601680305R2 NIH_MGC_83 Homo sapiens cDNA clone IMAGE:3950665 3'

Page 154 of 536  
Table 4

Single Exon Probes Expressed in Brain

Probe SEQ ID NO:	Exon SEQ ID NO:	ORF SEQ ID NO:	Expression Signal	Most Similar (Top) Hit BLAST E Value	Top Hit Accession No.	Top Hit Database Source	Top Hit Descriptor
849	13619	26289	7.2	2.5E-02	BE974314.1	EST_HUMAN	601680305R2 NIH_MGC_83 Homo sapiens cDNA clone IMAGE:3950666 3'
2768	15471		2.24	2.5E-02	U12571.1	NT	Rattus norvegicus rabphilin-3A mRNA, complete cds
2956	15722	28371	4.35	2.5E-02	X99697.1	NT	H. carterae mRNA for fucoxanthin chlorophyll a/c binding protein, Fcp1
2956	15722	28372	4.35	2.5E-02	X99697.1	NT	H. carterae mRNA for fucoxanthin chlorophyll a/c binding protein, Fcp1
4023	17878	28389	1	2.5E-02	BE701165.1	EST_HUMAN	PM2-NN0128-080700-001-at12 NN0128 Homo sapiens cDNA
4023	17879	29400	1	2.5E-02	BE701165.1	EST_HUMAN	PM2-NN0128-080700-001-at12 NN0128 Homo sapiens cDNA
4182	16922	29650	4.23	2.6E-02	AW692114.1	EST_HUMAN	rf66f08.x1 Soares_NFL_T_GBC_S1 Homo sapiens cDNA clone IMAGE:2934016 3'
5625	18422	31335	0.61	2.5E-02	A1732776.1	EST_HUMAN	z683c10.x5 Soares ovary tumor NBHOT Homo sapiens cDNA clone IMAGE:810354 3'
6100	18878		5.01	2.5E-02	BE670128.1	EST_HUMAN	7630e09.x1 NCI_CGAP_Lu24 Homo sapiens cDNA clone IMAGE:3284008 3' similar to contains L1.11 L1 repetitive element;
8115	18893		4.1	2.5E-02	BE746888.1	EST_HUMAN	601579393F1 NIH_MGC_9 Homo sapiens cDNA clone IMAGE:3928054 5'
6244	19018	31892	1.04	2.5E-02	L29029.1	NT	Chlamydomonas reinhardtii VSP-3 mRNA, complete cds
7563	20233	33336	1.7	2.5E-02	BF526722.1	EST_HUMAN	602070562F1 NCI_CGAP_Bm64 Homo sapiens cDNA clone IMAGE:4213406 5'
7563	20233	33337	1.7	2.5E-02	BF526722.1	EST_HUMAN	602070562F1 NCI_CGAP_Bm64 Homo sapiens cDNA clone IMAGE:4213406 5'
8724	21416	34560	0.81	2.5E-02	Q91713	SWISSPROT	CHORDIN PRECURSOR (ORGANIZER-SPECIFIC SECRETED DORSALIZING FACTOR)
8863	21554	34689	0.47	2.5E-02	AW025821.1	EST_HUMAN	wu08c10.x1 NCI_CGAP_G06 Homo sapiens cDNA clone IMAGE:2516370 3'
9966	22614		0.55	2.5E-02	X71303.1	NT	D. radiicum 28S ribosomal RNA, D2 domain
10482	23128	36356	0.65	2.5E-02	AH47615.1	EST_HUMAN	qb22808.x1 Soares_pregnant_uterus_NbHPJ Homo sapiens cDNA clone IMAGE:1696982 3'
10712	23401	36840	2.01	2.5E-02	Q10335	SWISSPROT	HYPOTHETICAL_46.7_KD PROTEIN C19G10.05 IN CHROMOSOME 1
10712	23401	36641	2.01	2.5E-02	Q10335	SWISSPROT	HYPOTHETICAL_46.7_KD PROTEIN C19G10.05 IN CHROMOSOME 1
10773	23456	36700	2.32	2.5E-02	AJ237936.1	NT	Bos taurus partial stat5B gene, exons 17-19
10795	23478		3.46	2.5E-02	AF050157.1	NT	Mus musculus major histocompatibility locus class II region: major histocompatibility protein class II alpha chain (Aalpha) and major histocompatibility protein class II beta chain (Ibeta) genes, complete cds;
11770	24351		2.55	2.5E-02	AB007546.1	NT	butyrophilin-like (NG9), butyrophilin-1p
12134	25311		2.89	2.5E-02	11420078	NT	Homo sapiens gene for LECT2, complete cds
12311	25182		1.76	2.5E-02	11439220	NT	Homo sapiens similar to ALEX3 protein (H. sapiens) (LOC63634), mRNA
12432	24804	31043	1.94	2.5E-02	BE979327.1	EST_HUMAN	Homo sapiens mitogen-activated protein kinase kinase 13 (MAP3K13), mRNA
1593	14339	27028	1.7	2.4E-02	HG6884.1	EST_HUMAN	601652365R2 NIH_MGC_82 Homo sapiens cDNA clone IMAGE:3935613 3'
2037	15584	27501	1.92	2.4E-02	P01901	SWISSPROT	y775f11.1 Soares fetal liver spleen (NFLS) Homo sapiens cDNA clone IMAGE:211149 5'
2037	15584	27502	1.92	2.4E-02	P01901	SWISSPROT	H-2 CLASS I HISTOCOMPATIBILITY ANTIGEN, K-B ALPHA CHAIN PRECURSOR (H-2K(B))
4335	17074	28702	1.65	2.4E-02	J05110.1	NT	H-2 CLASS I HISTOCOMPATIBILITY ANTIGEN, K-B ALPHA CHAIN PRECURSOR (H-2K(B))
4485	17220	29847	1.58	2.4E-02	P01901	SWISSPROT	T. thermophila calcium-binding 25 kDa (CBP 25) protein mRNA, complete cds
4485	17220	29848	1.58	2.4E-02	P01901	SWISSPROT	H-2 CLASS I HISTOCOMPATIBILITY ANTIGEN, K-B ALPHA CHAIN PRECURSOR (H-2K(B))



Single Exon Probes Expressed in Brain

Probe SEQ ID NO:	Exon SEQ ID NO:	ORF SEQ ID NO:	Expression Signal	Most Similar (Top) Hit BLAST E Value	Top Hit Accession No.	Top Hit Database Source	Top Hit Descriptor
5088	17787	30403	0.85	2.4E-02	8922702	NT	Homo sapiens hypothetical protein FLJ10844 (FLJ10844), mRNA
6121	18899	31867	0.9	2.4E-02	W86680.1	EST_HUMAN	zh63h04.s1 Soares fetal liver spleen 1NFLS_S1 Homo sapiens cDNA clone IMAGE:410791 3'
6287	19040	32016	0.58	2.4E-02	M31650.1	NT	Chicken myristoylated alanine-rich C kinase substrate (MARCKS) mRNA, complete cds
6287	19040	32017	0.58	2.4E-02	M31650.1	NT	Chicken myristoylated alanine-rich C kinase substrate (MARCKS) mRNA, complete cds
7121	19809	32875	0.8	2.4E-02	Z20973.1	EST_HUMAN	HSAAAGKX T, Human adult Rhabdomyosarcoma cell-line Homo sapiens cDNA
7138	19825	32892	0.9	2.4E-02	X12925.1	NT	Rat gene for uncoupling protein (UCP)
7138	19825	32893	0.9	2.4E-02	X12925.1	NT	Rat gene for uncoupling protein (UCP)
7791	20486	32893	0.72	2.4E-02	AW813007.1	EST_HUMAN	RC3-ST0186-230300-019-h06 ST0186 Homo sapiens cDNA
7844	20539		0.5	2.4E-02	M16780.1	NT	Human retrotransposon 3' long terminal repeat
8340	21033		0.69	2.4E-02	H78376.1	EST_HUMAN	yu12005.s1 Soares fetal liver spleen 1NFLS Homo sapiens cDNA clone IMAGE:233576 3' similar to contains Alu repetitive element; contains A3R repetitive element ;
8429	21122	34260	0.78	2.4E-02	N69442.1	EST_HUMAN	zb35g11.s1 Soares fetal liver spleen 1NFLS Homo sapiens cDNA clone IMAGE:284596 3' similar to
8886	21576	34718	0.57	2.4E-02	AE001125.1	NT	gb K02909 RATSR7K Rat (RNA); contains A3R.b1 A3R repetitive element ;
8907	21598	34740	0.78	2.4E-02	AA625660.1	EST_HUMAN	Borrelia burgdorferi (section 11 of 70) of the complete genome XTR repetitive element ;
9591	22244	35427	0.52	2.4E-02	AF124160.1	NT	Arabidopsis thaliana molybdopterin synthase sulphurylase (crx5) gene, complete cds
9591	22244	35428	0.52	2.4E-02	AF124160.1	NT	Arabidopsis thaliana molybdopterin synthase sulphurylase (crx5) gene, complete cds
9706	22357	35553	2.38	2.4E-02	AV692954.1	EST_HUMAN	AV692954 GK Homo sapiens cDNA clone GKDCSC03 6'
9881	22531	35728	2.73	2.4E-02	AA499894.1	EST_HUMAN	ph07b12.s1 NCL_CGAP_Thy1 Homo sapiens cDNA clone IMAGE:943583 similar to contains Alu repetitive element; contains element PTR5 repetitive element ;
10512	23158		0.46	2.4E-02	BE587111.1	EST_HUMAN	601274962F1 NIH_MGC_20 Homo sapiens cDNA clone IMAGE:3616902 5'
11565	24164	37475	1.89	2.4E-02	AF109805.1	NT	Mus musculus major histocompatibility locus class III regions Hsc70t gene, partial cds; smRNP, G7A, NG23, MUs homolog, CLCP, NG24, NG25, and NG26 genes, complete cds; and unknown genes
11565	24164	37476	1.89	2.4E-02	AF109805.1	NT	Mus musculus major histocompatibility locus class III regions Hsc70t gene, partial cds; smRNP, G7A, NG23, MUs homolog, CLCP, NG24, NG25, and NG26 genes, complete cds; and unknown genes
11838	24495		2.28	2.4E-02	9627909	NT	Bacteriophage b1L67, complete genome
12081	24989	31124	1.91	2.4E-02	6753835	NT	Mus musculus Dmb homolog 1 (E. coli) (Dmb1), mRNA
12136	24625	31094	2.37	2.4E-02	BE928869.1	EST_HUMAN	MR0-FT0175-310800-202-a06 FT0175 Homo sapiens cDNA
12186	24657	31063	1.66	2.4E-02	U78167.1	NT	Rattus norvegicus cAMP-regulated guanine nucleotide exchange factor I (cAMP-GEFI) mRNA, complete cds

Page 156 of 536  
Table 4

Single Exon Probes Expressed In Brain

Probe SEQ ID NO:	Exon SEQ ID NO:	ORF SEQ ID NO:	Expression Signal	Most Similar (Top) Hit BLAST E Value	Top Hit Accession No.	Top Hit Database Source	Top Hit Descriptor
12186	24657	31104	1.66	2.4E-02	U78167.1	NT	Rattus norvegicus cAMP-regulated guanine nucleotide exchange factor 1 (cAMP-GEF1) mRNA, complete cds
12216	24678		1.34	2.4E-02	AF163864.1	NT	Homo sapiens SNCA isoform (SNCA) gene, complete cds, alternatively spliced
12360	24764		3.86	2.4E-02	AB008569.1	NT	Caenorhabditis elegans mRNA for iron-sulfur subunit of mitochondrial succinate dehydrogenase, complete cds
1865	14603		4.28	2.3E-02	W05340.1	EST_HUMAN	zab4g08.r1 Soares_fetal_jung_NbHL19W Homo sapiens cDNA clone IMAGE:298294 5'
1880	14617		10.45	2.3E-02	U94166.1	NT	4 Homo sapiens mammary tumor-associated protein INT6 (INT6) gene, exon 4
2350	15072	27609	2.06	2.3E-02	Z74293.1	NT	S. cerevisiae chromosome IV reading frame ORF_YDL245c
3070	16423	23064	6.19	2.3E-02	Z20377.1	EST_HUMAN	HSAAACADH P, Human foetal Brain Whole tissue Homo sapiens cDNA
3702	16455		0.8	2.3E-02	L23429.1	NT	Canis beta-galactosidase-binding lectin (LGALS3) mRNA, 3'end
4129	16871	28469	1.06	2.3E-02	L24769.1	NT	Gallus gallus connexin 45.6 (Cx45.6) gene, complete cds
4129	16871	28500	1.06	2.3E-02	L24769.1	NT	Gallus gallus connexin 45.6 (Cx45.6) gene, complete cds
4386	17123	29755	0.93	2.3E-02	AW899107.1	EST_HUMAN	CMA-NN0080-280-400-160-b04 NN0080 Homo sapiens cDNA
4415	17152	29780	0.88	2.3E-02	BE95225.1	EST_HUMAN	CM3-MT0118-010900-318-907 MT0118 Homo sapiens cDNA
4415	17152	29781	0.88	2.3E-02	BE95225.1	EST_HUMAN	CM3-MT0118-010900-318-907 MT0118 Homo sapiens cDNA
4416	17880	29782	1.14	2.3E-02	AW593693.1	EST_HUMAN	xs25d08.x1 NCJ_CGAP_U12 Homo sapiens cDNA clone IMAGE:2770871 3'
4416	17880	29783	1.14	2.3E-02	AW593693.1	EST_HUMAN	xs25d08.x1 NCJ_CGAP_U12 Homo sapiens cDNA clone IMAGE:2770871 3'
4555	17280	29919	2.56	2.3E-02	BF026487.1	EST_HUMAN	601672279F1 NIH_MGC_20 Homo sapiens cDNA clone IMAGE:3955386 5'
4555	17290	29920	2.56	2.3E-02	BF026487.1	EST_HUMAN	601672279F1 NIH_MGC_20 Homo sapiens cDNA clone IMAGE:3955386 5'
5291	18096	30758	3.63	2.3E-02	U86303.1	NT	Caulobacter crescentus topoisomerase IV ParE subunit (parE) gene, complete cds, and propionyl-CoA carboxylase beta chain (pccB) homolog gene, partial cds
6522	19298	32292	4.08	2.3E-02	AL161505.2	NT	Arabidopsis thaliana DNA chromosome 4, contig fragment No. 17
6883	17959	30513	0.69	2.3E-02	BE141476.1	EST_HUMAN	MRO-HT0080-011099-002-609 HT0080 Homo sapiens cDNA
7776	20472	33595	6.28	2.3E-02	U63810.1	NT	Human plectin (PLEC1) gene, exons 3-32, and complete cds
8370	21063	34204	0.94	2.3E-02	AJ298105.1	NT	Homo sapiens PDX1 gene for lipoyl-containing component X, exons 1-11
8370	21063	34205	0.94	2.3E-02	AJ298105.1	NT	Homo sapiens PDX1 gene for lipoyl-containing component X, exons 1-11
8597	21289	34429	0.68	2.3E-02	AI665380.1	EST_HUMAN	wa70h10.x1 Soares_NFL_T_GBC_S1 Homo sapiens cDNA clone IMAGE:2302147 3'
8597	21289	34430	0.68	2.3E-02	AI665380.1	EST_HUMAN	wa70h10.x1 Soares_NFL_T_GBC_S1 Homo sapiens cDNA clone IMAGE:2302147 3'
9036	21726	34880	0.98	2.3E-02	P41986	SWISSPROT	HYPOTHEtical 55.6 KD PROTEIN B0280.5 IN CHROMOSOME III PRECURSOR
9759	22410	35617	0.77	2.3E-02	P50532	SWISSPROT	CHROMOSOME ASSEMBLY PROTEIN XCAP-C
9929	22577	35776	1.33	2.3E-02	AE000199.1	NT	Escherichia coli K-12 MG1655 section 89 of 400 of the complete genome
9929	22577	35777	1.33	2.3E-02	AE000199.1	NT	Escherichia coli K-12 MG1655 section 89 of 400 of the complete genome
10524	23170	36397	0.46	2.3E-02	AF282894.1	NT	Bacillus licheniformis isolate N57N1 KerA gene, partial cds

Table 4

Single Exon Probes Expressed in Brain

Probe SEQ ID NO:	Exon SEQ ID NO:	ORF SEQ ID NO:	Expression Signal	Most Similar (Top) Hit BLAST E Value	Top Hit Accession No.	Top Hit Database Source	Top Hit Descriptor
10882	23373	36815	2.16	2.3E-02	P08640	SWISSPROT	GLUCOAMYLASE S1/S2 PRECURSOR (GLUCAN 1,4-ALPHA-GLUCOSIDASE) (1,4-ALPHA-D-GLUCAN
12068	25166		5.07	2.3E-02	BE278331.1	EST_HUMAN	601179958F1 NIH_MGC_21 Homo sapiens cDNA clone IMAGE:3546567 5'
12662	24892	30997	2.19	2.3E-02	U3694.1	NT	Streptomyces sp. alpha-1,3/4-fucosidase precursor gene, complete cds
12616	25409		2.42	2.3E-02	U11077.1	NT	Dictyostelium discoideum extracellular signal-regulated protein kinase (ERK1) mRNA, complete cds
12807	25260		1.62	2.3E-02	11426388	NT	Homo sapiens dead ringer (Drosophila)-like 1 (DRIL1), mRNA
720	13494	28147	4.13	2.2E-02	AF018267.1	NT	Columba livia nucleoside diphosphate kinase (NDPK) gene, nuclear gene encoding mitochondrial protein, complete cds
1741	14483		1.38	2.2E-02	4557448	NT	Homo sapiens chromodomain helicase DNA binding protein 2 (CHD2) mRNA
1755	14497	27197	1.06	2.2E-02	P07313	SWISSPROT	MYOSIN LIGHT CHAIN KINASE, SKELETAL MUSCLE (MLCK)
1755	14497	27198	1.06	2.2E-02	P07313	SWISSPROT	MYOSIN LIGHT CHAIN KINASE, SKELETAL MUSCLE (MLCK)
2008	14743	27469	2.13	2.2E-02	Z82001.1	NT	S.pneumoniae pcpA gene and open reading frames
3428	16185		1.49	2.2E-02	AA577785.1	EST_HUMAN	nt24a04.s1 NCI_CGAP_Gaot1 Homo sapiens cDNA clone IMAGE:1084782 3'
3637	16390		4.01	2.2E-02	AF083094.1	NT	Infectious bursal disease virus segment B strain IL4 VP1 gene, complete cds
3834	16585	29221	1.26	2.2E-02	AW601317.1	EST_HUMAN	PMD-BT0340-170100-004-503 BT0340 Homo sapiens cDNA
3899	16649	29290	0.75	2.2E-02	Z74293.1	NT	S.cerevisiae chromosome IV reading frame ORF YDL245c
5006	17729	30333	1.05	2.2E-02	Z73697.1	NT	S.cerevisiae chromosome XVI reading frame ORF YPL241c
7146	19893	32902	3.63	2.2E-02	AV699721.1	EST_HUMAN	AV699721 GK8 Homo sapiens cDNA clone GK8AND03 3'
8269	20963	34104	1.62	2.2E-02	AL161515.2	NT	Arabidopsis thaliana DNA chromosome 4, contig fragment No. 27
8269	20963	34105	1.62	2.2E-02	AL161515.2	NT	Arabidopsis thaliana DNA chromosome 4, contig fragment No. 27
8709	21401	34546	0.82	2.2E-02	X79468.1	NT	P.vulgata alpha tub 2 mRNA
9586	22239	35422	2.22	2.2E-02	AB026898.1	NT	Homo sapiens DNA, DLEC1 to ORCTL4 gene region, section 1/2 (DLEC1, ORCTL3, ORCTL4 genes, complete cds)
9586	22239	35423	2.22	2.2E-02	AB026898.1	NT	Homo sapiens DNA, DLEC1 to ORCTL4 gene region, section 1/2 (DLEC1, ORCTL3, ORCTL4 genes, complete cds)
10105	22763		0.89	2.2E-02	6878140	NT	Mus musculus Sjogren syndrome antigen A1 (Ssat1), mRNA
11167	23834	37115	1.66	2.2E-02	BE797601.1	EST_HUMAN	601584309F1 NIH_MGC_7 Homo sapiens cDNA clone IMAGE:3938571 5'
11841	24425	37766	1.54	2.2E-02	11423632	NT	Homo sapiens transmembrane protein 1 (TMEM1), mRNA
12315	24737		4.07	2.2E-02	AA503553.1	EST_HUMAN	ne47h07.s1 NCI_CGAP_Cc3 Homo sapiens cDNA clone IMAGE:900541 3' similar to contains Alu repetitive element:
410	13195		6.11	2.1E-02	AV761502.1	EST_HUMAN	AV761502 MDS Homo sapiens cDNA clone MDSADG01 5'
436	13222		9.98	2.1E-02	AF029728.1	NT	Dictyostelium discoideum histidine kinase C (dhkc) mRNA, complete cds

Single Exon Probes Expressed in Brain

Probe SEQ ID NO:	Exon SEQ ID NO:	ORF SEQ ID NO:	Expression Signal	Most Similar (Top) Hit BLAST E Value	Top Hit Accession No.	Top Hit Database Source	Top Hit Descriptor
1240	13989	26656	10.32	2.1E-02	U72073.1	NT	Bacillus subtilis cotKLM cluster, CotK (cotK), CotL (cotL), and spore coat protein CotM (cotM) genes, complete cds
1366	14113	26787	1.21	2.1E-02	AF204395.1	NT	Mus musculus macrophage migration inhibitory factor (MIF) gene, 5' flanking region and partial cds
1368	14113	26788	1.21	2.1E-02	AF204395.1	NT	Mus musculus macrophage migration inhibitory factor (MIF) gene, 5' flanking region and partial cds
1775	14517	27218	1.06	2.1E-02	P02438	SWISSPROT	KERATIN, HIGH-SULFUR MATRIX PROTEIN, B2A
1775	14517	27219	1.06	2.1E-02	P02438	SWISSPROT	KERATIN, HIGH-SULFUR MATRIX PROTEIN, B2A
1776	14517	27220	1.06	2.1E-02	P02438	SWISSPROT	KERATIN, HIGH-SULFUR MATRIX PROTEIN, B2A
2028	14763	27492	1.2	2.1E-02	BE072546.1	EST_HUMAN	PM2-BT0546-120100-001-f11 BT0546 Homo sapiens cDNA
2028	14763	27493	1.2	2.1E-02	BE072546.1	EST_HUMAN	PM2-BT0546-120100-001-f11 BT0546 Homo sapiens cDNA
2591	15305	26041	1.32	2.1E-02	AA225095.1	EST_HUMAN	nc21g03.r1 NCL_CGAP_P1 Homo sapiens cDNA clone IMAGE:1008820
2819	13534	26193	4.48	2.1E-02	N29266.1	EST_HUMAN	yx431n07.r1 Soares melanocyte 2NbrHM Homo sapiens cDNA clone IMAGE:264541 5'
3147	14763	27492	1.07	2.1E-02	BE072546.1	EST_HUMAN	PM2-BT0546-120100-001-f11 BT0546 Homo sapiens cDNA
3147	14763	27493	1.07	2.1E-02	BE072546.1	EST_HUMAN	PM2-BT0546-120100-001-f11 BT0546 Homo sapiens cDNA
3571	16326	28973	1	2.1E-02	AA46127.1	EST_HUMAN	z63b09.r1 Soares total_fetus_Nb2HF8_9w Homo sapiens cDNA clone IMAGE:786121 5'
4110	16853	29480	0.81	2.1E-02	Z74293.1	NT	S.cerevisiae chromosome IV reading frame ORF YDL245c
4275	17014	29641	0.81	2.1E-02	BF349655.1	EST_HUMAN	602016306F1 NCL_CGAP_Bm64 Homo sapiens cDNA clone IMAGE:4151161 5'
4410	17147	29775	1.47	2.1E-02	U44914.1	NT	Borrelia burgdorferi plasmid cp32-2, erpC and erpD genes, complete cds; and unknown genes
4421	17157	29788	1.53	2.1E-02	A1768127.1	EST_HUMAN	wg91d11.x1 Soares NSF_FB_9W_OT_PA_P_S1 Homo sapiens cDNA clone IMAGE:2371509 3'
4481	17197		0.69	2.1E-02	Y19213.1	NT	Homo sapiens putative psihba pseudogene for hair keratin, exons 2 to 7
4662	17396	30031	4.51	2.1E-02	Y08501.1	NT	A.thaliana mitochondrial genome, part A
4762	17494	30122	1.05	2.1E-02	AL163302.2	NT	Homo sapiens chromosome 21-segment HS21C102
4769	17501	30124	0.76	2.1E-02	AI823432.1	EST_HUMAN	wh54a05.x1 NCL_CGAP_K1411 Homo sapiens cDNA clone IMAGE:2384628 3'
5553	18350	31259	1.13	2.1E-02	AW378529.1	EST_HUMAN	GM4-HT0244-111189-040-r05 HT0244 Homo sapiens cDNA
6966	19448	32466	0.88	2.1E-02	BF086199.1	EST_HUMAN	QV3-GN0058-120900-329-a12 GN0058 Homo sapiens cDNA
8417	21110	34249	0.6	2.1E-02	9790238	NT	Mus musculus sorting nexin 1 (Snx1), mRNA
9403	22065	35236	0.5	2.1E-02	AA884286.1	EST_HUMAN	am83e07.s1 Stratagene schizo brain S11 Homo sapiens cDNA clone IMAGE:1628732 3' similar to contains Alu repetitive element; contains element MER11 repetitive element;
9531	22184	35366	2.61	2.1E-02	AJ243213.1	NT	Homo sapiens partial 5-HT4 receptor gene, exons 2 to 5
9531	22184	35369	2.61	2.1E-02	AJ243213.1	NT	Homo sapiens partial 5-HT4 receptor gene, exons 2 to 5
9883	22533	35730	1.15	2.1E-02	L29324.1	NT	Streptococcus pneumoniae integrase, excisionase, repressor protein, relaxase, UmuC MucB homolog, and UmuD MucA homolog genes, complete cds; and unknown genes
9861	22809	35814	0.89	2.1E-02	AA984286.1	EST_HUMAN	am83e07.s1 Stratagene schizo brain S11 Homo sapiens cDNA clone IMAGE:1628732 3' similar to contains Alu repetitive element; contains element MER11 repetitive element;
10522	23168	36395	0.45	2.1E-02	AP001519.1	NT	Bacillus halodurans genomic DNA, section 13/14

Page 159 of 536  
Table 4

Single Exon Probes Expressed in Brain

Probe SEQ ID NO:	Exon SEQ ID NO:	ORF SEQ ID NO:	Expression Signal	Most Similar (Top) Hit BLAST E Value	Top Hit Accession No.	Top Hit Database Source	Top Hit Descriptor
11479	24080	37391	1.38	2.1E-02	6754255	NT	Mus musculus heat shock protein, 74 kDa, A (Hspa9a), mRNA
12296	17197		8.62	2.1E-02	Y19213.1	NT	Homo sapiens putative psinhbA pseudogene for hair keratin, exons 2 to 7
12339	25163	30901	1.89	2.1E-02	L34170.1	NT	Human gamifline UBE1L gene similar to the gene for ubiquitin-activating enzyme, exons 1-22
12714	24998	30989	5.71	2.1E-02	AF183913.1	NT	Azospirillum brasilense major outer membrane protein OmaA precursor (omaA) gene, complete cds
16	12844	26467	1.1	2.0E-02	BF002932.1	EST_HUMAN	7951c08.x1 NCI_CGAP_Pr28 Homo sapiens cDNA clone IMAGE:3309988 3' similar to contains MIER1.13
17	12845	25458	14.4	2.0E-02	AW895985.1	EST_HUMAN	MER1 repetitive element;
252	13061	25999	3.76	2.0E-02	6763635	NT	Mus musculus DinB homolog 1 (E. coli) (Dinb1), mRNA
288	13094	25736	2.72	2.0E-02	AA456638.1	EST_HUMAN	aa15b10.r1 Scarsa_NhHMPu_S1 Homo sapiens cDNA clone IMAGE:819307 6'
781	13553	26214	2.11	2.0E-02	6763635	NT	Mus musculus DinB homolog 1 (E. coli) (Dinb1), mRNA
1065	13823	26483	1.6	2.0E-02	AL096805.1	NT	Homo sapiens genomic region containing hypervariable minisatellites chromosome 1 [1p36.33] of Homo sapiens
1177	13930	26595	1.17	2.0E-02	8922391	NT	Homo sapiens hypothetical protein FLJ10379 (FLJ10379), mRNA
1177	13930	26595	1.17	2.0E-02	8922391	NT	Homo sapiens hypothetical protein FLJ10379 (FLJ10379), mRNA
1177	13930	26596	1.17	2.0E-02	8922391	NT	Homo sapiens hypothetical protein FLJ10486 (FLJ10486), mRNA
1866	14604	27313	2.39	2.0E-02	8922453	NT	Homo sapiens hypothetical protein FLJ10486 (FLJ10486), mRNA
1866	14604	27314	2.39	2.0E-02	8922453	NT	Homo sapiens hypothetical protein FLJ10486 (FLJ10486), mRNA
2801	15506		3.24	2.0E-02	AL161632.2	NT	Arabidopsis thaliana DNA chromosome 4, contig fragment No. 32
3077	12844	26467	2.11	2.0E-02	BF002932.1	EST_HUMAN	7951c08.x1 NCI_CGAP_Pr28 Homo sapiens cDNA clone IMAGE:3309988 3' similar to contains MIER1.13
3141	15905		1.4	2.0E-02	7305474	NT	Mus musculus sema domain, transmembrane domain (TM), and cytoplasmic domain, (semaphorin) 6B (Sema6b), mRNA
3221	15984		2.35	2.0E-02	AF095588.1	NT	Arabidopsis thaliana C2H2 zinc finger protein FZF mRNA, complete cds
3888	16736	29370	1.3	2.0E-02	M18095.1	NT	P. vulgaris hydroxyproline-rich glycoprotein (HRGP) mRNA, 3' end
5548	18345	31254	0.58	2.0E-02	U34778.1	NT	Caenorhabditis elegans sma-2 mRNA, complete cds
5807	18596	31523	0.7	2.0E-02	L35321.2	NT	Dictyostelium discoideum class VII unconventional myosin (myoI) gene, complete cds
7450	20126	33217	1.11	2.0E-02	AF000004.1	NT	Pyrococcus horikoshii OT3 genomic DNA, 777001-994000 nt. position (4/7)
7450	20126	33218	1.11	2.0E-02	AF000004.1	NT	Pyrococcus horikoshii OT3 genomic DNA, 777001-994000 nt. position (4/7)
9777	22428		2.21	2.0E-02	U70408.1	NT	Japanese encephalitis virus envelope protein mRNA, partial cds
10269	22907	96117	1.82	2.0E-02	A1640342.1	EST_HUMAN	wa17b02.x1 NCI_CGAP_Kid11 Homo sapiens cDNA clone IMAGE:22868316 3'
10539	23236	96469	1.78	2.0E-02	Z73996.1	NT	Mycobacterium tuberculosis H37Rv complete genome, segment 98/162
11344	24034	37337	2.17	2.0E-02	D88184.1	NT	Equus caballus DNA for 17alpha-hydroxylase/17,20-lyase, complete cds
11682	24277	37598	2.21	2.0E-02	10947055	NT	Homo sapiens ankyrin 3, node of Ranvier (ankyrin G) (ANK3), transcript variant 1, mRNA
11682	24277	37599	2.21	2.0E-02	10947055	NT	Homo sapiens ankyrin 3, node of Ranvier (ankyrin G) (ANK3), transcript variant 1, mRNA

Single Exon Probes Expressed In Brain

Probe SEQ ID NO:	Exon SEQ ID NO:	ORF SEQ ID NO:	Expression Signal	Most Similar (Top) Hit BLAST E Value	Top Hit Accession No.	Top Hit Database Source	Top Hit Descriptor
11880	17609	30595	1.9	2.0E-02	AA466598.1	EST_HUMAN	aa15b10.r1 Soares_NhhMPu_S1 Homo sapiens cDNA clone IMAGE:813307 5'
12336	15506		1.82	2.0E-02	AL161632.2	NT	Arabidopsis thaliana DNA chromosome 4, contig fragment No. 32
12786	25038		6.4	2.0E-02	T80037.1	EST_HUMAN	yd04c09.r1 Soares infant brain 1NIB Homo sapiens cDNA clone IMAGE:24675 5'
677	13452	26095	2.15	1.9E-02	AA572764.1	EST_HUMAN	nf19a07.s1 NCI_CGAP_P1 Homo sapiens cDNA clone IMAGE:914196 similar to contains L1.t1 L1 repetitive element:
1611	14368	27047	1.15	1.9E-02	P18488	SWISSPROT	EMPTY SPIRACLES HOMEOTIC PROTEIN
2032	14767	27496	2.68	1.9E-02	AL163303.2	NT	Homo sapiens chromosome 21 segment HS21C103
2032	14767	27497	2.68	1.9E-02	AL163303.2	NT	Homo sapiens chromosome 21 segment HS21C109
2510	15227	27968	0.97	1.9E-02	AL161550.2	NT	Arabidopsis thaliana DNA chromosome 4, contig fragment No. 50
2906	15672	28320	7.48	1.9E-02	AA713856.1	EST_HUMAN	nw04f05.s1 NCI_CGAP_SS1 Homo sapiens cDNA clone IMAGE:1238337 3'
2952	15719	28369	1.66	1.9E-02	AV648669.1	EST_HUMAN	AV648669 GLC Homo sapiens cDNA clone GL_CBLH07 3'
3568	16351		1.18	1.9E-02	N52250.1	EST_HUMAN	y228b02.s1 Soares_multiple_sclerosis_2NbhMSP Homo sapiens cDNA clone IMAGE:284331 3'
3691	16444		9.58	1.9E-02	BE738088.1	EST_HUMAN	gn04c07.x1 NCI_CGAP_Lu5 Homo sapiens cDNA clone IMAGE:1897260 3' similar to contains Alu repetitive element;
3703	16456	29095	0.95	1.9E-02	AI301183.1	EST_HUMAN	Mycoplasma imitans VihA1 precursor (vihA1) and VihA2 precursor (vihA2) genes, partial cds
4025	16770	29402	1.49	1.9E-02	AF141940.1	NT	HOMEOITIC BICOID PROTEIN (PRD-4)
4170	16910	29539	1.83	1.9E-02	P09081	SWISSPROT	HOMEOITIC BICOID PROTEIN (PRD-4)
4170	16910	29540	1.83	1.9E-02	P09081	SWISSPROT	HOMEOTIC BICOID PROTEIN (PRD-4)
4504	17239	29872	3.21	1.9E-02	AI452999.1	EST_HUMAN	ff46d04.x1 Soares_NSF_F8_gw_OT_PA_P_S1 Homo sapiens cDNA clone IMAGE:2144551 3' similar to contains Alu repetitive element;
4951	15227	27968	4.09	1.9E-02	AL161550.2	NT	Arabidopsis thaliana DNA chromosome 4, contig fragment No. 60
5233	18039	30667	0.99	1.9E-02	AF037352.1	NT	Mus musculus T cell receptor gamma locus, TCR gamma 1 and gamma 3 gene clusters
5392	18182	30872	1.41	1.9E-02	L47572.1	NT	Meleagris gallopavo paraoxonase-2 (PON2) mRNA, complete cds
6701	18495		0.86	1.9E-02	AB019507.1	NT	Drosophila ketelaki gene for glycerol-3-phosphate dehydrogenase, complete cds
7001	18693	32744	1.38	1.9E-02	U19241.1	NT	Homo sapiens interferon-gamma receptor alpha chain gene, exon 1
7001	18693	32745	1.38	1.9E-02	U19241.1	NT	Homo sapiens interferon-gamma receptor alpha chain gene, exon 1
8469	21161		1.23	1.9E-02	AL162754.2	NT	Neisseria meningitidis serogroup A strain Z2491 complete genome; segment 3/7
9230	21909	35082	1.03	1.9E-02	BF316129.1	EST_HUMAN	601896130F1 NIH_MGC_19 Homo sapiens cDNA clone IMAGE:4125462 5'
9613	22266	35452	0.6	1.9E-02	L10114.1	NT	Nicotiana tabacum type II phytochrome (phyB) gene, complete cds
9945	22593	35796	1.06	1.9E-02	BF698632.1	EST_HUMAN	601852386F1 NIH_MGC_66 Homo sapiens cDNA clone IMAGE:4076253 5'
10152	23800	36017	0.54	1.9E-02	D64001.1	NT	Synechocystis sp. PCC8803 complete genome, 20/27, 2559000-2644794
10681	23672	36314	1.44	1.9E-02	AF008938.1	NT	Vibrio cholerae V86 phage putative replication protein gene, complete cds
12090	25171	30903	2.82	1.9E-02	AF101065.1	NT	Hirudo medicinalis intermediate filament gIiarin mRNA, complete cds
12646	25147		1.36	1.9E-02	L11068.1	NT	Candida albicans lambda C63/B fragment

Page 161 of 536  
Table 4  
Single Exon Probes Expressed in Brain

Probe SEQ ID NO:	Exon SEQ ID NO:	ORF SEQ ID NO:	Expression Signal	Most Similar (Top) Hit BLAST E Value	Top Hit Accession No.	Top Hit Database Source	Top Hit Descriptor
336	13137	25772	1.4	1.8E-02	AW771104.1	EST_HUMAN	hm52c08.x1 NCL_CGAP_Co17 Homo sapiens cDNA clone IMAGE:3027274 3' similar to contains element
670	13446	26086	0.83	1.8E-02	BF308122.1	EST_HUMAN	MER28 repetitive element:
1137	13892	26853	1.32	1.8E-02	X17664.1	NT	601894326F1 NIH_MGC_17 Homo sapiens cDNA clone IMAGE:4136983 5'
1416	14164	26947	1.73	1.8E-02	AF243382.1	NT	H.francisci mRNA for myelin basic protein (MBP)
2685	15394	28133	1.71	1.8E-02	AE004544.1	NT	Drosophila melanogaster cytoplasmic protein encore (enc) mRNA, complete cds
3205	15938		0.94	1.8E-02	AI805829.1	EST_HUMAN	Pseudomonas aeruginosa PA01, section 105 of 529 of the complete genome
4065	16810		0.99	1.8E-02	AA861446.1	EST_HUMAN	te52a09.x1 Soares_NFL_T_GBC_S1 Homo sapiens cDNA clone IMAGE:2090296 3'
4396	17133	29764	1.17	1.8E-02	AW936363.1	EST_HUMAN	ak24h04.s1 Soares_testis_NHT Homo sapiens cDNA clone IMAGE:1406935 3'
6712	18627	32671	5.02	1.8E-02	P14310	SWISSPROT	QV4-DT0021-301289-071-b11 DT0021 Homo sapiens cDNA
8029	20724	33857	0.69	1.8E-02	U37091.1	NT	HYPOTHETICAL 7.9 KD PROTEIN IN FIXW 5'REGION
8367	21060	34200	0.91	1.8E-02	AW905327.1	EST_HUMAN	Mus musculus carbonic anhydrase IV gene, complete cds
8410	21103	34242	0.8	1.8E-02	6678943	NT	QV2-NIN1073-220400-169-h09 NN1073 Homo sapiens cDNA
9392	22054	35225	0.49	1.8E-02	BF241924.1	EST_HUMAN	Mus musculus microtubule-associated protein 2 (Map2), mRNA
		35226	0.49	1.8E-02	BF241924.1	EST_HUMAN	601877026F1 NIH_MGC_55 Homo sapiens cDNA clone IMAGE:4105303 5'
9542	22195		2.41	1.8E-02	AA897543.1	EST_HUMAN	601877026F1 NIH_MGC_55 Homo sapiens cDNA clone IMAGE:4105303 5'
9963	22611	35815	1.51	1.8E-02	BE776274.1	EST_HUMAN	aj62f08.s1 Soares_testis_NHT Homo sapiens cDNA clone IMAGE:1394921 3' similar to gb.L11672 ZINC FINGER PROTEIN 91 (HUMAN);
10126	22774	35987	1.37	1.8E-02	X96993.1	NT	601463545F1 NIH_MGC_67 Homo sapiens cDNA clone IMAGE:3666963 5'
11414	23181	36409	2.31	1.8E-02	AB002337.2	NT	L.stegnellis mRNA for myomodulin neuropeptide precursor
11414	23181	36410	2.31	1.8E-02	AB002337.2	NT	Homo sapiens mRNA for KIAA0339 protein, partial cds
11813	24211	37536	1.59	1.8E-02	AF000006.1	NT	Homo sapiens mRNA for KIAA0339 protein, partial cds
11826	24223	37545	3.32	1.8E-02	U62749.1	NT	Pyrococcus horikoshii OT3 genomic DNA, 1166001-1485000 nt, position (617)
866	13655	26323	1.86	1.7E-02	BE394869.1	EST_HUMAN	Zea mays acidic ribosomal protein P2a-3 (pp2a-3) mRNA, partial cds
1783	14524	27280	2.17	1.7E-02	AW573183.1	EST_HUMAN	601310626F1 NIH_MGC_44 Homo sapiens cDNA clone IMAGE:3632190 5'
1783	14524	27291	2.17	1.7E-02	AW573183.1	EST_HUMAN	h34a03.x1 Soares_NFL_T_GBC_S1 Homo sapiens cDNA clone IMAGE:2863740 3' similar to contains L1.11 L1 repetitive element;
1864	14602		3.41	1.7E-02	AL163204.2	NT	h34a03.x1 Soares_NFL_T_GBC_S1 Homo sapiens cDNA clone IMAGE:2863740 3' similar to contains L1.11 L1 repetitive element;
2106	14837		10.5	1.7E-02	AB004816.1	NT	Homo sapiens chromosome 21 segment HS21C004
2291	15016	27762	0.99	1.7E-02	S74186.1	NT	Oryctolagus cuniculus mRNA for mitsugumin29, complete cds
2646	15356		1.01	1.7E-02	7657495	NT	[microsatellite INRA41] [Ovis aries=sheep, Genomic, 361 nt, segment 1 of 2]
2996	15762	28411	1.44	1.7E-02	AI147616.1	EST_HUMAN	Homo sapiens putative Rab5 GDP/GTP exchange factor homologue (RABEX6), mRNA
							qb22a08.x1 Soares_pregnant_uterus_NbHPU Homo sapiens cDNA clone IMAGE:1686982 3'

Single Exon Probes Expressed in Brain

Probe SEQ ID NO:	Exon SEQ ID NO:	ORF SEQ ID NO:	Expression Signal	Most Similar (Top) Hit BLAST E Value	Top Hit Accession No.	Top Hit Database Source	Top Hit Descriptor
3502	16258		4.87	1.7E-02	AW827368.1	EST_HUMAN	hm145a04.x1 NCI_CGAP_RDF1 Homo sapiens cDNA clone IMAGE:3016534 3' similar to contains
3614	16367		0.73	1.7E-02	P04929	SWISSPROT	MER19.b1 MER19 repetitive element:
4148	16890		1.23	1.7E-02	AA668818.1	EST_HUMAN	HISTIDINE-RICH GLYCOPROTEIN PRECURSOR
4176	16916		2.04	1.7E-02	R02506.1	EST_HUMAN	ec19f04.s1 Stragene ovary (#837217) Homo sapiens cDNA clone IMAGE:856927 3' similar to contains Alu repetitive element:contains element MER24 repetitive element:
4420	17156	29787	1.49	1.7E-02	A1305279.1	EST_HUMAN	ye86f08.r1 Soares fetal liver spleen 1NFLS Homo sapiens cDNA clone IMAGE:124647 6'
4491	17227	29856	1.78	1.7E-02	AW573188.1	EST_HUMAN	qm08g07.x1 NCI_CGAP_Lu5 Homo sapiens cDNA clone IMAGE:1881276 3' similar to gb:X52359 ZINC FINGER PROTEIN 30 (HUMAN):
4688	17400	30034	1.61	1.7E-02	V00641.1	NT	hf34g03.x1 Soares_NFL_T_GBC_S1 Homo sapiens cDNA clone IMAGE:2933740 3' similar to contains L1.11 L1 repetitive element:
4763	17495	30334	5.84	1.7E-02	A1015076.1	EST_HUMAN	Message RNA for anglerfish ( <i>Lophius americanus</i> ) somatostatin II
5007	17730	30334	0.69	1.7E-02	6981288	NT	ov51e02.s1 Soares_testis_NHT Homo sapiens cDNA clone IMAGE:1640858 3'
5096	17815		0.91	1.7E-02	AJ229041.1	NT	Rattus norvegicus N-arginine diase convertase 1 (Nrd1), mRNA
6035	18815	31775	2.07	1.7E-02	A1768247.1	EST_HUMAN	Homo sapiens 859 kb contig between AML1 and CBR1 on chromosome 21q22; segment 1/3
6484	19281	32250	1.47	1.7E-02	A1038280.1	EST_HUMAN	wg35f09.x1 Soares_NSF_F8_9W_OT_PA_P_S1 Homo sapiens cDNA clone IMAGE:2367113 3' similar to contains Alu repetitive element:
6950	19432	32448	1.27	1.7E-02	AF190930.1	NT	oy85f03.x1 Soares_fetal_liver_spleen_1NFLS_S1 Homo sapiens cDNA clone IMAGE:1672661 3'
7103	19791	32856	2.44	1.7E-02	L07899.1	NT	Macaca fascicularis protein tyrosine phosphatase (PRL-1) mRNA, complete cds
7267	19941	33017	1.06	1.7E-02	L07899.1	NT	Homo sapiens nebulin (NEB), mRNA
7642	20307	33523	1.78	1.7E-02	AJ010770.1	NT	Human apolipoprotein (e) gene, exon 1
8336	20407	35437	0.98	1.7E-02	U21854.1	EST_HUMAN	Human apolipoprotein (e) gene, exon 1
9598	22251	37724	1.3	1.7E-02	AL040554.1	EST_HUMAN	Homo sapiens hyperion gene, exons 1-50
11801	24391	30716	2.39	1.7E-02	AW6903482.1	EST_HUMAN	Caenorhabditis elegans cCAF1 protein gene, complete cds
12631	25337	498	3.19	1.6E-02	AL021929.1	NT	DKFZp434f0314.J1 434 (synonym: hhes3) Homo sapiens cDNA clone DKFZp434f0314 5'
1653	14399	27088	1.04	1.6E-02	Y18889.1	NT	Homo sapiens serum constituent protein (MSE55), mRNA
2246	14974	27711	0.9	1.6E-02	Q64176	SWISSPROT	CM4-NIN1030-040400-130-068 NN1030 Homo sapiens cDNA
2246	14974	27712	0.9	1.6E-02	Q64176	SWISSPROT	Mycobacterium tuberculosis H37Rv complete genome; segment 131/162
2570	15284	28022	1.05	1.6E-02	AJ006345.1	NT	Treponema maltophilum flaB2, flaB3 and flid genes for flagellin subunit proteins and CAP protein homologue
2649	15359	28102	1.48	1.6E-02	AA484872.1	EST_HUMAN	LIVER CARBOXYLESTERASE 22 PRECURSOR (ESTERASE-22)
2699	15408		0.96	1.6E-02	AB014534.1	NT	LIVER CARBOXYLESTERASE 22 PRECURSOR (ESTERASE-22)



Page 163 of 536  
Table 4

Single Exon Probes Expressed in Brain

Probe SEQ ID NO:	Exon SEQ ID NO:	ORF SEQ ID NO:	Expression Signal	Most Similar (Top) Hit BLAST E Value	Top Hit Accession No.	Top Hit Database Source	Top Hit Descriptor
3016	15782	28431	0.71	1.6E-02	AF112282.1	NT	Laccase sp. isolata Ibd cytochrome oxidase III gene, partial cds; mitochondrial gene for mitochondrial product
3516	16272	28928	5.0	1.6E-02	AW850652.1	EST_HUMAN	IL3-CT0219-160200-068-C07 CT0219 Homo sapiens cDNA
3830	16581	29216	1.32	1.6E-02	AL163301.2	NT	Homo sapiens chromosome 21 segment HS21C101
4164	16896		2.49	1.6E-02	AF110620.1	NT	Mus musculus major histocompatibility complex region NG27, NG28, RPS28, NADH oxidoreductase, NG29, KIFC1, Fas-binding protein, BING1, tapasin, RaiGDS-like, KE2, BING4, beta 1,3-galactosyl transferase, and RPS18 genes, complete cds; Sacm21 gene, partial>
4267	17007	29640	0.97	1.6E-02	AW875407.1	EST_HUMAN	QV2-PT0012-140100-030-f07 PT0012 Homo sapiens cDNA
5336	18334	31241	1.25	1.6E-02	6671715	NT	Mus musculus CD5 antigen (Cd5), mRNA
6546	19311	32316	2.05	1.6E-02	AB015281.1	NT	Candida albicans CaGCR3 gene, complete cds
6832	19494	32517	1.75	1.6E-02	AB027571.1	NT	Saccharomyces cerevisiae CAD2 gene for cadmium resistance protein, complete cds
6832	19494	32518	1.75	1.6E-02	AB027571.1	NT	Saccharomyces cerevisiae CAD2 gene for cadmium resistance protein, complete cds
7610	20276	33384	0.86	1.6E-02	AL161508.2	NT	Arabidopsis thaliana DNA chromosome 4, contig fragment No. 20
8020	20715	33847	0.76	1.6E-02	AJ277692.1	NT	Homo sapiens partial TUB gene for tubby (mouse) homolog and LMO1 gene for LIM domain only 1 protein
8078	20772		1.88	1.6E-02	X05151.1	NT	Human apcC-II gene for prepolipoprotein C-II
9840	22588		2.72	1.6E-02	AF079764.1	NT	Drosophila melanogaster enhancer of polycomb (E(Pc)) mRNA, complete cds
10319	22966	36184	1.29	1.6E-02	AA572818.1	EST_HUMAN	nt18g03.st NCI_CGAP_P1 Homo sapiens cDNA clone IMAGE:914260 similar to SW:TELO_RABIT
10319	22966	36185	1.29	1.6E-02	AA572818.1	EST_HUMAN	nt18g03.st NCI_CGAP_P1 Homo sapiens cDNA clone IMAGE:914260 similar to SW:TELO_RABIT
10826	25132	36748	2.38	1.6E-02	Z94828.1	NT	P29294 TELOKIN. [1];
11174	23841	37124	2.54	1.6E-02	AL161508.2	NT	G.gallus microsatellite DNA (LE10260 (=T16iIE11))
11174	23841	37125	2.54	1.6E-02	AL161508.2	NT	Arabidopsis thaliana DNA chromosome 4, contig fragment No. 20
11495	24096	37407	1.54	1.6E-02	AJ373558.1	EST_HUMAN	Arabidopsis thaliana DNA chromosome 4, contig fragment No. 20
734	13508		23.05	1.5E-02	8923734	NT	q296e10.XT Soares pregnant_uterus_NbHPU Homo sapiens cDNA clone IMAGE:2042442.3'
2138	14868	27588	4.24	1.5E-02	N99521.1	EST_HUMAN	Homo sapiens transcription factor (HSA130894), mRNA
2172	14901	27635	1.69	1.5E-02	AL161594.2	NT	Yv27b07.st Soares fetal liver spleen 1NFLS Homo sapiens cDNA clone IMAGE:243925.3'
3057	15823	28467	1.6	1.5E-02	AJ006216.1	NT	Arabidopsis thaliana DNA chromosome 4, contig fragment No. 80
3057	15823	28468	1.6	1.5E-02	AJ006216.1	NT	Homo sapiens CACNA1F gene, exons 1 to 48
3711	16464	29103	0.98	1.5E-02	AJ006216.1	EST_HUMAN	Homo sapiens CACNA1F gene, exons 1 to 48
6201	18977	31955	1.56	1.5E-02	BF092942.1	SWISSPROT	MR4-TN0115-080900-201-b12 TN0115 Homo sapiens cDNA
7219	19904		1.63	1.5E-02	11467282	NT	HYPOTHETICAL CALCIUM-BINDING PROTEIN C18B11.04 IN CHROMOSOME 1
7301	19984	33080	1.2	1.5E-02	11418713	NT	Cyanophora paradoxa cyanelle, complete genome
						NT	Homo sapiens KIAA1009 protein (KIAA1009), mRNA

Page 164 of 536  
Table 4

Single Exon Probes Expressed in Brain

Probe SEQ ID NO:	Exon SEQ ID NO:	ORF SEQ ID NO:	Expression Signal	Most Similar (Top) Hit BLAST E Value	Top Hit Accession No.	Top Hit Database Source	Top Hit Descriptor
7773	20469	33592	1.63	1.5E-02	AL163303.2	NT	Homo sapiens chromosome 21 segment HS21C103
7781	20476	33602	3.59	1.5E-02	11417739	NT	Homo sapiens valyl-tRNA synthetase 2 (VARS2), mRNA
8729	21421	34565	0.9	1.5E-02	BF345554.1	EST_HUMAN	602019135F1 NCI_CGAP_Bim67 Homo sapiens cDNA clone IMAGE:4154504 5'
8988	21043	35251	0.51	1.6E-02	AF096774.1	NT	Homo sapiens kinase-related protein isoform 1 mRNA, complete cds
9470	22079	35251	1.47	1.5E-02	D44608.1	NT	Saccharomyces cerevisiae chromosome VI plasmid GapC
9711	22392	35559	0.98	1.5E-02	R32667.1	EST_HUMAN	yt54b10.t1 Soares placenta Nb2HP Homo sapiens cDNA clone IMAGE:133531 5'
9711	22392	35560	0.98	1.6E-02	R32667.1	EST_HUMAN	yt54b10.t1 Soares placenta Nb2HP Homo sapiens cDNA clone IMAGE:133531 5'
11121	23790	37068	3.49	1.5E-02	L40609.1	NT	Plasmodium falciparum (strain FCR3) variant-specific surface protein (var-2, var-3) genes, complete cds's
11163	23830	37109	2.14	1.5E-02	AL111298.1	NT	Botrytis cinerea strain T4 cDNA library under conditions of nitrogen deprivation
11856	24440	37781	1.38	1.5E-02	AL161492.2	NT	Arabidopsis thaliana DNA chromosome 4, contig fragment No. 4
12277	28214		1.74	1.9E-02	AW750834.1	EST_HUMAN	RC4-CN0049-140100-011-c11 CN0049 Homo sapiens cDNA
12767	25039		1.45	1.5E-02	A1763127.1	EST_HUMAN	w06f03.x1 NCI_CGAP_GLL1 Homo sapiens cDNA clone IMAGE:2389493 3' similar to contains Alu repetitive element; contains element MER26 MSR1 repetitive element;
408	13193		2.29	1.4E-02	AE002230.2	NT	Chlamydia pneumoniae AF339, section 58 of 94 of the complete genome
1096	13854	26513	4.42	1.4E-02	7705960	NT	Homo sapiens NESH protein (LOC61225), mRNA
1294	13983		1.24	1.4E-02	U32800.1	NT	Haemophilus influenzae Rd section 115 of 163 of the complete genome
1275	14025		3.77	1.4E-02	U67778.1	NT	Xenopus laevis neurogenin related 1b (X-NGNR-1b) mRNA, complete cds
1376	14123		1.45	1.4E-02	AF216854.1	NT	Homo sapiens headpin gene, complete cds
1607	14263		1.25	1.4E-02	AV723785.1	EST_HUMAN	AV723785 HTB Homo sapiens cDNA clone HTBAH11 5'
3207	15970	28622	2	1.4E-02	AF160969.2	NT	Bifidobacterium longum Na+/H+ antiporter (nhaB), cytosine deaminase, and alpha-galactosidase (aglL) genes, complete cds; and N-acetylglucosaminidase repressor protein (nagCxyR) gene, partial cds
3393	16152	28805	1.07	1.4E-02	AW074212.1	EST_HUMAN	x509d09.x1 NCI_CGAP_GU1 Homo sapiens cDNA clone IMAGE:2575793 3'
3478	16234	28888	6.33	1.4E-02	AL161586.2	NT	Arabidopsis thaliana DNA chromosome 4, contig fragment No. 82
3478	16234	28889	6.33	1.4E-02	AL161586.2	NT	Arabidopsis thaliana DNA chromosome 4, contig fragment No. 82
3648	16401	29041	8.63	1.4E-02	6999818	NT	Mus musculus histocompatibility 2, complement component factor B (H2-Bf), mRNA
4455	17191	29817	7.77	1.4E-02	AW962888.1	EST_HUMAN	EST1374761 IMAGE resequences, MAGG Homo sapiens cDNA
4455	17191	29818	7.77	1.4E-02	AW962888.1	EST_HUMAN	EST1374761 IMAGE resequences, MAGG Homo sapiens cDNA
4821	17552	30174	7.21	1.4E-02	BE733142.1	EST_HUMAN	601687403F1 NIH_MGC_21 Homo sapiens cDNA clone IMAGE:3842280 5'
4821	17552	30175	7.21	1.4E-02	BE733142.1	EST_HUMAN	601687403F1 NIH_MGC_21 Homo sapiens cDNA clone IMAGE:3842280 5'
6321	19081	32079	5.47	1.4E-02	AA559030.1	EST_HUMAN	n111c04.s1 NCI_CGAP_Br2 Homo sapiens cDNA clone IMAGE:1029890 3' similar to contains Alu repetitive element;

Page 165 of 536  
Table 4

Single Exon Probes Expressed in Brain

Probe SEQ ID NO:	Exon SEQ ID NO:	ORF SEQ ID NO:	Expression Signal	Most Similar (Top) Hit BLAST E Value	Top Hit Accession No.	Top Hit Database Source	Top Hit Descriptor
6321	18091	32080	6.47	1.4E-02	AA569030.1	EST_HUMAN	nt11c04.s1 NCL_CGAP_Br2 Homo sapiens cDNA clone IMAGE:1029890 3' similar to contains Alu repetitive element;
8038	20793		1.94	1.4E-02	AL022073.1	NT	Mycobacterium tuberculosis H37Rv complete genome; segment 88/162
8706	21488	34634	0.76	1.4E-02	M81702.1	NT	Candida boidinii methanol oxidase (AOD1) gene, complete cds
8053	21742	34900	0.84	1.4E-02	AJ272265.1	NT	Homo sapiens SPP2 gene for secreted phosphoprotein 24 precursor, exons 1-8
9300	21967	35141	2.27	1.4E-02	BE544561.1	EST_HUMAN	601078239F1 NIH_MGC_12 Homo sapiens cDNA clone IMAGE:3464241 5'
10455	23101		0.76	1.4E-02	AL163218.2	NT	Homo sapiens chromosome 21 segment HS21C018
11985	24526	37267	2.2	1.4E-02	X60459.1	NT	Human IFNAR gene for interferon alpha/beta receptor
12331	24747		1.37	1.4E-02	AF324965.1	NT	Arabidopsis thaliana F21J9.2 mRNA, complete cds
12601	24913		2.36	1.4E-02	11426968	NT	Homo sapiens sperm associated antigen 7 (SPAG7), mRNA
1948	14683	27995	2.21	1.3E-02	AL163201.2	NT	Homo sapiens chromosome 21 segment HS21C001
3208	15971	28623	2.23	1.3E-02	BF697081.1	EST_HUMAN	602129475F1 NIH_MGC_56 Homo sapiens cDNA clone IMAGE:4286203 5'
3208	15971	28624	2.23	1.3E-02	BF697081.1	EST_HUMAN	602129475F1 NIH_MGC_56 Homo sapiens cDNA clone IMAGE:4286203 5'
3951	16701		1.31	1.3E-02	AF189298.1	NT	Mus musculus beta-sarcoglycan gene, complete cds
4874	17601	30223	0.83	1.3E-02	U66061.1	NT	Human germine T-cell receptor beta chain TCRBV17S1A1T, TCRBV2S1, TCRBV10S1P, TCRBV29S1P, TCRBV19S1P, TCRBV15S1, TCRBV11S1A1T, HVB relic, TCRBV28S1P, TCRBV34S1, TCRBV14S1, TCRBV3S1, TCRBV4S1A1T, TRY4, TRY5, TRY6, TRY7, TRY8, TCRBD1, TCRBJ1S1, TCRBJ1S2,>
5166	17975	30532	1.31	1.3E-02	AL049866.2	NT	Mus musculus chromosome X contigB; X-linked lymphocyte regulated 5 gene, Zinc finger protein 275, Zinc finger protein 92, mmxq28orf
5166	17975	30533	1.31	1.3E-02	AL049866.2	NT	Mus musculus chromosome X contigB; X-linked lymphocyte regulated 5 gene, Zinc finger protein 275, Zinc finger protein 92, mmxq28orf
6072	18851	31816	1.05	1.3E-02	U80017.1	NT	Homo sapiens basic transcription factor 2 p44 (btf2p44) gene, partial cds, neuronal apoptosis inhibitory protein (nail) and survival motor neuron protein (smn) genes, complete cds
6105	18883	31851	0.88	1.3E-02	M62982.1	NT	C.einharti ribulose 1,5-bisphosphate carboxylase/oxygenase activase mRNA, complete cds
6866	17942	30535	1.33	1.3E-02	AL161546.2	NT	Arabidopsis thaliana DNA chromosome 4, contig fragment No. 46
6865	17942	30536	1.33	1.3E-02	AL161546.2	NT	Arabidopsis thaliana DNA chromosome 4, contig fragment No. 46
7477	20150	33244	4.9	1.3E-02	AI031593.1	EST_HUMAN	ow06g05.x1 Soares_parathyroid_tumor_NbHPA Homo sapiens cDNA clone IMAGE:1646072 3' similar to contains Alu repetitive element;
8380	21073	34212	1.65	1.3E-02	AF166961.1	NT	Homo sapiens human endogenous retrovirus W gagC3.37 G gag (gag) gene, complete cds
10107	22755	35967	1.91	1.3E-02	ME63707.1	NT	Mouse kidney androgen-regulated protein (KAP) gene, complete cds
10178	22826	36040	0.68	1.3E-02	A6E01304.1	NT	Chlamydia trachomatis section 31 of 87 of the complete genome
10913	23593	36838	3.87	1.3E-02	AW268563.1	EST_HUMAN	xy34e03.x1 Soares_NFL_T_GBC_S1 Homo sapiens cDNA clone IMAGE:2816036 3'
10913	23593	36839	3.87	1.3E-02	AW268563.1	EST_HUMAN	xy34e03.x1 Soares_NFL_T_GBC_S1 Homo sapiens cDNA clone IMAGE:2816036 3'

Page 166 of 536  
Table 4

Single Exon Probes Expressed in Brain

Probe SEQ ID NO:	Exon SEQ ID NO:	ORF SEQ ID NO:	Expression Signal	Most Similar (Top) Hit BLAST E Value	Top Hit Accession No.	Top Hit Database Source	Top Hit Descriptor
12337	25352		1.44	1.3E-02	Z99117.1	NT	Bacillus subtilis complete genome (section 14 of 21): from 2599461 to 2812870
12437	24807		2.41	1.3E-02	9633069	NT	Human herpesvirus 6B, complete genome
12607	25145		28.18	1.3E-02	AF152238.1	NT	Homo sapiens V1b vasopressin receptor (VPR3) gene, complete cds
345	13145	25783	3.48	1.2E-02	AA059299.1	EST_HUMAN	z165g01.r1 Soares retina N2b4HR Homo sapiens cDNA clone IMAGE:381840 5' similar to contains element L1 repetitive element;
440	13226	25869	1.66	1.2E-02	P38898	SWISSPROT	HYPOTHETICAL_17.1 KD PROTEIN IN PUR5 3'REGION
721	13495	26148	2.02	1.2E-02	A1183522.1	EST_HUMAN	q488e12.x1 Soares_testis_NHT Homo sapiens cDNA clone IMAGE:1734670 3' similar to contains L.1.t1 L1 repetitive element;
2176	14904	27637	1.81	1.2E-02	AL163213.2	NT	Homo sapiens chromosome 21 segment HS21C013
2178	14907	27640	1.71	1.2E-02	AV731704.1	EST_HUMAN	AV731704 HTF Homo sapiens cDNA clone HTFBHG11 5'
2444	15163	27801	1.39	1.2E-02	AW172350.1	EST_HUMAN	x37e09.x1 Soares_NFL_T_GBC_S1 Homo sapiens cDNA clone IMAGE:2659432 3'
2642	16163	27901	1.07	1.2E-02	AW172350.1	EST_HUMAN	x37e09.x1 Soares_NFL_T_GBC_S1 Homo sapiens cDNA clone IMAGE:2659432 3'
3098	15863		6.66	1.2E-02	AA076418.1	EST_HUMAN	zm88e03.r1 Stratagene ovarian cancer (#937219) Homo sapiens cDNA clone IMAGE:645020 5'
3281	16042	28691	2.1	1.2E-02	R62805.1	EST_HUMAN	M11b08.s1 Soares placenta Nb2HP Homo sapiens cDNA clone IMAGE:138903 3'
3284	16045	28694	0.92	1.2E-02	A1698694.1	EST_HUMAN	zb66a07.x8 Soares_fetal_Lung_NbHL19W Homo sapiens cDNA clone IMAGE:308632 3' similar to contains element MER22 repetitive element;
4676	17409	30045	0.91	1.2E-02	A1887378.1	EST_HUMAN	wm39f04.x1 NCI_CGAP_U14 Homo sapiens cDNA clone IMAGE:2438335 3'
4859	17588	30211					Human hereditary haemochromatosis region, histone 2A-like protein gene, hereditary haemochromatosis (HLA-H) gene, RefSeq gene, and sodium phosphate transporter (NPT3) gene, complete cds
4981	17704		2.03	1.2E-02	U91328.1	NT	Cynops pyrogastrer CpUbiqT mRNA, partial cds
5025	17746	30358	1.13	1.2E-02	AB019786.1	NT	AV731704 HTF Homo sapiens cDNA clone HTFBHG11 5'
5666	18461	31375	1.41	1.2E-02	AV731704.1	EST_HUMAN	Rana rugosa mRNA for calcitriol, complete cds
6026	18806	31767	1.73	1.2E-02	D78589.1	NT	Homo sapiens wbscr1 (WBSCR1) and wbscr5 (WBSCR5) genes, complete cds, alternatively spliced and replication factor C subunit 2 (RFC2) gene, complete cds
6907	19845	32691	0.72	1.2E-02	AF045555.1	NT	Mus musculus DNA methyltransferase (Dnmt1) gene, exons 2, 3, 4, and 5
7192	19878	32952	6.46	1.2E-02	AF175412.1	NT	y34ht12.e1 Soares placenta Nb2HP Homo sapiens cDNA clone IMAGE:160695 3'
7212	19897	32972	1.36	1.2E-02	H02197.1	EST_HUMAN	AV732083 HTF Homo sapiens cDNA clone HTFBJC09 5'
7466	20130	33222	10.54	1.2E-02	AF732083.1	EST_HUMAN	801882949FT NIH_MGC_57 Homo sapiens cDNA clone IMAGE:4095253 5'
			0.57	1.2E-02	BF216650.1	EST_HUMAN	CMP-N-ACETYLNEURAMINATE-BETA-GALACTOSAMIDE-ALPHA-2,3-SIALYLTRANSFERASE (BETA-GALACTOSIDE ALPHA-2,3-SIALYLTRANSFERASE) (ALPHA 2,3-ST) (GAL-NAC8S) (GAL-BETA-1,3-GALNAC-ALPHA-2,3-SIALYLTRANSFERASE) (ST3GALA.2) (SIAT4-B)
7896	20591	33722					Homo sapiens fringe protein mRNA, partial cds
8092	20788	33917	2.18	1.2E-02	Q11205	SWISSPROT	Homo sapiens fringe protein mRNA, partial cds
8092	20788	33918	1.35	1.2E-02	AF193612.1	NT	Homo sapiens fringe protein mRNA, partial cds
8092	20788	33918	1.35	1.2E-02	AF193612.1	NT	Homo sapiens fringe protein mRNA, partial cds

Page 167 of 536  
Table 4

Single Exon Probes Expressed in Brain

Probe SEQ ID NO:	Exon SEQ ID NO:	ORF SEQ ID NO:	Expression Signal	Most Similar (Top) Hit BLASTE Value	Top Hit Accession No.	Top Hit Database Source	Top Hit Descriptor
8788	21480		1.03	1.2E-02	T76987.1	EST_HUMAN	yf72c08.s1 Soares fetal liver spleen 1NFLS Homo sapiens cDNA clone IMAGE:119774 3'
9539	22192	35376	2.46	1.2E-02	AB031013.1	NT	Norwalk-like virus genogroup 2 gene for capsid protein, complete cds
9570	22223	35408	1.35	1.2E-02	AJ246003.1	NT	Homo sapiens Spast gene for spastin protein
12034	24559	31112	2.88	1.2E-02	O15534	SWISSPROT	PERIOD CIRCADIAN PROTEIN 1 (CIRCADIAN PACEMAKER PROTEIN RIGUI) (HPER)
12615	24922		6.02	1.2E-02	C18119.1	EST_HUMAN	C18119 Human placenta cDNA (T Fujiwara) Homo sapiens cDNA clone GEN-557606 5'
1246	13995	26662	1.49	1.1E-02	AA070364.1	EST_HUMAN	zm69s11.s1 Stratagene neuroepithelium (#937231) Homo sapiens cDNA clone IMAGE:530924 3'
1701	14444	27143	1.35	1.1E-02	X75491.1	NT	H.sapiens LIPA gene, exon 4
1701	14444	27144	1.35	1.1E-02	X75491.1	NT	H.sapiens LIPA gene, exon 4
2031	14766	27495	4.92	1.1E-02	BF345263.1	EST_HUMAN	60218037F1 NCL_CGAP_Bim67 Homo sapiens cDNA clone IMAGE:4153808 5'
2880	15647		4.05	1.1E-02	N99523.1	EST_HUMAN	zm40a05.r1 Soares fetal liver spleen 1NFLS Homo sapiens cDNA clone IMAGE:285040 5'
3513	16269	28924	2.98	1.1E-02	A1653508.1	EST_HUMAN	ig95b10.x1 NCL_CGAP_Ov23 Homo sapiens cDNA clone IMAGE:2216539 3' similar to SW:XPf_HUMAN
4086	16829		0.86	1.1E-02	AW813786.1	EST_HUMAN	Q92888 DNA-REPAIR PROTEIN COMPLEMENTING XP-F CELL ;
4776	17510	30132	1.5	1.1E-02	AL048383.2	EST_HUMAN	RC3-ST0197-120200-015-g11 ST0197 Homo sapiens cDNA
							DKFZps86E0924.s1 586 (synonym: hutes1) Homo sapiens cDNA clone DKFZps86E0924
6057	18837	31799	1	1.1E-02	U68480.1	NT	Bacillus subtilis SpoVK (spovK), YnbA (ynbA), YnbB (ynbB), GlnR (glnR), glutamine synthetase (gluA), YnaA (ynaA), YnaB (ynaB), YnaC (ynaC), YnaD (ynaD), YnaE (ynaE), YnaF (ynaF), YnaG (ynaG), YnaH (ynaH), YnaI (ynaI), YnaJ (ynaJ), xylan beta-1,4-xylosyl
7497	20169	33261	2.51	1.1E-02	BE149611.1	EST_HUMAN	RC1-HT0256-100300-018-f07 HT0256 Homo sapiens cDNA
8538	21230	34372	0.91	1.1E-02	AW996160.1	EST_HUMAN	QV3-BN0045-220300-128-h02 BN0045 Homo sapiens cDNA
8721	21413	34556	0.67	1.1E-02	C04803.1	EST_HUMAN	C04803 Human heart cDNA (Y Nakamura) Homo sapiens cDNA clone 3NH4040
8800	21492	34639	6.45	1.1E-02	Q61982	SWISSPROT	NEUROGENIC LOCUS NOTCH 3 PROTEIN
9829	22480	35682	2.03	1.1E-02	AA082578.1	EST_HUMAN	zn24a01.r1 Stratagene neuroepithelium NT2RAMI 937234 Homo sapiens cDNA clone IMAGE:648328 5'
9894	22642	35854	3.55	1.1E-02	AA314685.1	EST_HUMAN	EST186494 Colon carcinoma (HCC) cell line II Homo sapiens cDNA 5' end
10900	23580	36630	3.23	1.1E-02	11435505	NT	Homo sapiens T-box 5 (TBX5), mRNA
11923	24484		4.16	1.1E-02	AA668239.1	EST_HUMAN	ab7711.s1 Stratagene fetal retina 937202 Homo sapiens cDNA clone IMAGE:853005 3' similar to contains Alu repetitive element
12678	16829		1.62	1.1E-02	AW813786.1	EST_HUMAN	RC3-ST0197-120200-015-g11 ST0197 Homo sapiens cDNA
6	12833	25448	9.16	1.0E-02	AW846120.1	EST_HUMAN	MR3-CT0176-111099-003-e10 CT0176 Homo sapiens cDNA
1513	14260	26946	1.56	1.0E-02	AW368128.1	EST_HUMAN	CM2-HT0177-041089-017-h12 HT0177 Homo sapiens cDNA
2577	15291		1.57	1.0E-02	AA806389.1	EST_HUMAN	cc22108.s1 NCL_CGAP_GCB1 Homo sapiens cDNA clone IMAGE:1350495 3'
3087	15852	28494	2.7	1.0E-02	BE835566.1	EST_HUMAN	RCO-FN0025-250500-021-d02 FN0025 Homo sapiens cDNA
3257	16019	28669	1.49	1.0E-02	BE568999.1	EST_HUMAN	601849967R1 NIH_MGC_74 Homo sapiens cDNA clone IMAGE:3933689 3'
3861	16611	29250	0.79	1.0E-02	A1065086.1	EST_HUMAN	HA0921 Human fetal liver cDNA library Homo sapiens cDNA

Page 168 of 536  
Table 4

Single Exon Probes Expressed in Brain

Probe SEQ ID NO:	Exon SEQ ID NO:	ORF SEQ ID NO:	Expression Signal	Most Similar (Top) Hit BLAST E Value	Top Hit Accession No.	Top Hit Database Source	Top Hit Descriptor
3876	16626	26264	0.7	1.0E-02	AL163302.2	NT	Homo sapiens chromosome 21 segment HS21C102
4726	17458	30084	4.24	1.0E-02	6753521	NT	Mus musculus corticotropin releasing hormone receptor 2 (Chr2), mRNA
4793	17524	30146	5.16	1.0E-02	R86567.1	EST_HUMAN	y54f07.r1 Soares fetal liver spleen INFLS Homo sapiens cDNA clone IMAGE:199633 5'
5331	18134	30783	0.72	1.0E-02	H52681.1	EST_HUMAN	yu38h11.r1 Soares ovary tumor N5HOT Homo sapiens cDNA clone IMAGE:235941 5'
5861	18459	31370	0.57	1.0E-02	AF309388.1	NT	Mus musculus transcription complex subunit NF-ATc4 (Nfatb4) gene, exons 1 and 2
6025	18805	31786	1.4	1.0E-02	AF257303.1	NT	Mus musculus syntrophin II (Sy2) gene, complete cds
6088	18866	31831	2.47	1.0E-02	AW577113.1	EST_HUMAN	MR4-BT0366-070100-201-h01 BT0356 Homo sapiens cDNA
6088	18866	31832	2.47	1.0E-02	AW577113.1	EST_HUMAN	MR4-BT0356-070100-201-h01 BT0356 Homo sapiens cDNA
6664	19581	32616	1.92	1.0E-02	Z29642.1	NT	Z.mays U3snRNA pseudogene
9283	21960	35133	4.19	1.0E-02	BF036331.1	EST_HUMAN	601459570F1 NIH_MGC_66 Homo sapiens cDNA clone IMAGE:3863177 5'
9283	21960	35134	4.19	1.0E-02	BF036331.1	EST_HUMAN	601459570F1 NIH_MGC_66 Homo sapiens cDNA clone IMAGE:3863177 5'
11228	23892		1.97	1.0E-02	AF157559.1	NT	Critithia fasciculata 27 kDa guide RNA-binding protein mRNA, complete cds; mitochondrial gene for mitochondrial product
11263	23925		1.46	1.0E-02	AI417961.1	EST_HUMAN	ig55f07.x1 NCL_CGAP_P128 Homo sapiens cDNA clone IMAGE:2112733 3' similar to gb:X15183_cdef1
11340	24030	37334	1.97	1.0E-02	AV760016.1	EST_HUMAN	HEAT SHOCK PROTEIN HSP 90-ALPHA (HUMAN); contains Alu repetitive element; contains element MERS5 repetitive element;
12003	25416		1.83	1.0E-02	Q62203	SWISSPROT	AV760016 MDS Homo sapiens cDNA clone MDSBDC10 5'
12059	25189	30811	3.78	1.0E-02	AW935521.1	EST_HUMAN	SPICEOSOME ASSOCIATED PROTEIN 62 (SAP 62) (SPLICING FACTOR 3A SUBUNIT 2) (SF3A66)
12075	25243		5.93	1.0E-02	S70330.1	NT	RC2-DT0007-120200-016-h02 DT0007 Homo sapiens cDNA
12592	25289		3.74	1.0E-02	X62654.1	NT	Homo sapiens renal dipeptidase (RDP) gene, complete cds
12803	25050	30957	1.84	1.0E-02	AB039887.1	NT	H. sapiens gene for Me491/CD63 antigen
873	13642	26312	2.1	9.0E-03	AI796126.1	EST_HUMAN	Homo sapiens WDR4 gene for WD repeat protein, complete cds
1241	13990		2.07	9.0E-03	BE781889.1	EST_HUMAN	wh42f09.x1 NCL_CGAP_K4111 Homo sapiens cDNA clone IMAGE:2383433 3' similar to contains element MER22 MER22 repetitive element;
1463	14211	26889	1.1	9.0E-03	AE004270.1	NT	601470242F1 NIH_MGC_67 Homo sapiens cDNA clone IMAGE:3873346 5'
2394	15115	27852	2.48	9.0E-03	AL161559.2	NT	Treponema pallidum section 86 of 87 of the complete genome
2403	15124	27861	0.92	9.0E-03	AF099834.1	NT	Arabidopsis thaliana DNA chromosome 4, contig fragment No. 59
3659	16412	29050	1.21	9.0E-03	J05184.1	NT	Mus musculus MHC class III protein RP1 (Rp1) mRNA, partial cds
4927	17655	30267	1.03	9.0E-03	BE047949.1	EST_HUMAN	S. acidocaldarius thermophilin gene, complete cds
4984	17689	30297	0.95	9.0E-03	TT70044.1	EST_HUMAN	tz44e10.y1 NCL_CGAP_Brm52 Homo sapiens cDNA clone IMAGE:2291466 5'
4984	17689	30298	0.95	9.0E-03	TT70044.1	EST_HUMAN	yc17b08.s1 Stratagene lung (#937210) Homo sapiens cDNA clone IMAGE:80919 3'
4984	17689	30298	0.95	9.0E-03	TT70044.1	EST_HUMAN	yc17b08.s1 Stratagene lung (#937210) Homo sapiens cDNA clone IMAGE:80919 3'
5720	18512		1.15	9.0E-03	AI809792.1	EST_HUMAN	wf7f04.x1 Soares_NFL_T_GBC_S1 Homo sapiens cDNA clone IMAGE:2361631 3'
6533	19289		4.88	9.0E-03	BE745888.1	EST_HUMAN	601573438F1 NIH_MGC_9 Homo sapiens cDNA clone IMAGE:3834752 5'

Page 169 of 536  
Table 4

Single Exon Probes Expressed In Brain

Probe SEQ ID NO:	Exon SEQ ID NO:	ORF SEQ ID NO:	Expression Signal	Most Similar (Top) Hit BLAST E Value	Top Hit Accession No.	Top Hit Database Source	Top Hit Descriptor
7362	20043	33122	0.57	9.0E-03	A1242219.1	EST_HUMAN	qh87c12.x1 Soares_NFL_T_GBC_S1 Homo sapiens cDNA clone IMAGE:1863974 3'
7371	20051	33132	0.8	9.0E-03	8922570	NT	Homo sapiens hypothetical protein FLJ10650 (FLJ10650), mRNA
7774	20470		1.05	9.0E-03	AL039891.1	EST_HUMAN	DKFZp434L0412_r1 434 (synonym: hies3) Homo sapiens cDNA clone DKFZp434L0412 5'
8147	20841		0.65	9.0E-03	AF223391.1	NT	Homo sapiens calcium channel alpha1E subunit (CACNA1E) gene, exons 7-49, and partial cds, alternatively spliced
9745	22398	35601	0.47	9.0E-03	P26011	SWISSPROT	INTEGRIN BETA-7 PRECURSOR (INTEGRIN BETA-P)(M280 IEL-ANTIGEN)
9762	22413	35620	1.44	9.0E-03	P20908	SWISSPROT	COLLAGEN ALPHA 1(V) CHAIN PRECURSOR
10907	23587		2.07	9.0E-03	Y18000.1	NT	Homo sapiens NF2 gene
10935	23615	38866	1.57	9.0E-03	BE395380.1	EST_HUMAN	601370891F1 NIH_MGC_44 Homo sapiens cDNA clone IMAGE:3632181 5'
11651	24248	37568	1.55	9.0E-03	L11144.1	NT	Homo sapiens preprogalanin (GAL1) gene, exons 1, 2, and 3
11651	24248	37568	1.55	9.0E-03	L11144.1	NT	Homo sapiens preprogalanin (GAL1) gene, exons 1, 2, and 3
12411	25411		2.37	9.0E-03	BE348385.1	EST_HUMAN	hw17b09.x1 NCI_CGAP_Lu24 Homo sapiens cDNA clone IMAGE:3183161 3'
12703	24983		23.46	9.0E-03	BF351141.1	EST_HUMAN	PM1-HT0462-291299-001-e09 HT0462 Homo sapiens cDNA
489	13274		4.06	8.0E-03	AA723007.1	EST_HUMAN	zh30e03.s1 Soares_pineal_gland_N3HPG Homo sapiens cDNA clone IMAGE:413898 3' similar to contains Alu repetitive element
968	13734	26399	36.32	8.0E-03	AF106656.1	NT	Homo sapiens adenylosuccinate lyase gene, complete cds
2154	14884	27617	2.2	8.0E-03	AL163283.2	NT	Homo sapiens chromosome 21 segment HS21C083
2960	15726		0.93	8.0E-03	U47048.1	NT	Escherichia coli microcin 24 region, DNA binding protein (mdbA), immunity protein (mtfI), microcin 24 (mfS), and microcin transport protein (mtfA, mtfB) genes, complete cds
3353	16113	29798	1.08	8.0E-03	AJ131018.1	NT	Homo sapiens SCL gene locus
3665	16418	29058	1.21	8.0E-03	P32644	SWISSPROT	HYPOTHETICAL 127.0 KD PROTEIN IN RAD24-BMH1 INTERGENIC REGION
3665	16418	29059	1.21	8.0E-03	P32644	SWISSPROT	HYPOTHETICAL 127.0 KD PROTEIN IN RAD24-BMH1 INTERGENIC REGION
4350	17089	29721	4.98	8.0E-03	BF368327.1	EST_HUMAN	CM4-NN0119-300600-223-505 NN0119 Homo sapiens cDNA
5083	17802	30420	1.09	8.0E-03	AU140261.1	EST_HUMAN	AU140261 PLACE2 Homo sapiens cDNA clone FLAGE2000223 5'
6436	18235	30949	2.82	8.0E-03	AF110520.1	NT	Mus musculus major histocompatibility complex region NG27, NG28, RPS28, NADH oxidoreductase, NG29, KIFC1, Fas-binding protein, BING1, teppasin, RelGDS-like, KE2, BING4, beta 1,3-galactosyl transferase, and RPS18 genes, complete cds; Sacm21 gene, partial>
6706	25085	31852	1.45	8.0E-03	AF000002.1	NT	Pyrococcus horikoshii OT3 genomic DNA, 287001-544000 nt. position (27)
6651	19413	32427	4.68	8.0E-03	P55577	SWISSPROT	PROBABLE PEPTIDASE Y4NA
6820	19481		0.95	8.0E-03	V01109.1	NT	Human BK virus (strain MM) genome. (Closely related to SV40.)
7107	19795	32860	1.79	8.0E-03	M17197.1	NT	A. californica (marine gastropod mollusc) neuropeptide gene (bag cell), exon 1, 5' end
7442	20119		2.03	8.0E-03	AB038267.1	NT	Tursiops truncatus mRNA for p40-phox, complete cds
8781	21473	34819	0.63	8.0E-03	P98160	SWISSPROT	BASEMENT MEMBRANE-SPECIFIC HEPARAN SULFATE PROTEOGLYCAN CORE PROTEIN PRECURSOR (HSPG)(PERLECAN)(PLC)

Page 170 of 536  
Table 4

Single Exon Probes Expressed in Brain

Probe SEQ ID NO:	Exon SEQ ID NO:	ORF SEQ ID NO:	Expression Signal	Most Similar (Top) Hit BLAST E Value	Top Hit Accession No.	Top Hit Database Source	Top Hit Descriptor
8608	21500	34646	3.29	8.0E-03	AW808682.1	EST_HUMAN	MIR1-ST0111-111199-011-h06 ST0111 Homo sapiens cDNA
8816	21908	34653	0.49	8.0E-03	AL139075.2	NT	Campylobacter jejuni NCTC11168 complete genome; segment 2/6
8878	21569	34713	0.58	8.0E-03	97899566	NT	Mus musculus fusion 2 (human) (Fus2), mRNA
9948	22498		4.63	8.0E-03	BE086509.1	EST_HUMAN	QV1-BT0677-Q40400-131-903 BT0677 Homo sapiens cDNA
10668	23357	36597	1.36	8.0E-03	BE788441.1	EST_HUMAN	601476619F1 NIH_MGC_68 Homo sapiens cDNA clone IMAGE:3878405 5'
10608	23586		3.58	8.0E-03	Z49652.1	NT	S.cerevisiae chromosome X reading frame ORF YJR152w
11715	24309	37632	4.74	8.0E-03	AF064589.1	NT	Homo sapiens melanoma-associated antigen (MAGE-C1) gene, complete cds
11814	24402		22.71	8.0E-03	AA016180.1	EST_HUMAN	z632e11.1 Soares retina Nzb4HR Homo sapiens cDNA clone IMAGE:360716 5'
11853	24437	37779	1.36	8.0E-03	BF342436.1	EST_HUMAN	602019941F1 NCI_CGAP_Brn84 Homo sapiens cDNA clone IMAGE:4149418 5'
11933	24491		1.74	8.0E-03	M69035.1	NT	Oryctolagus cuniculus elf-2a kinase mRNA, complete cds
11980	24523		1.74	8.0E-03	AB038161.1	NT	Homo sapiens ABCG1 gene for ABC transporter (ATP-binding cassette, sub-family G (WHITE), member 1), complete cds
678	13453	26096	16.15	7.0E-03	AF097183.1	NT	Cryptosporidium parvum HC-10 gene, complete cds
678	13453	26097	16.15	7.0E-03	AF097183.1	NT	Cryptosporidium parvum HC-10 gene, complete cds
956	13721	26387	3.57	7.0E-03	AF243376.1	NT	Glycine max glutathione S-transferase GST 21 mRNA, partial cds
1094	13852	26511	3.48	7.0E-03	AV731712.1	EST_HUMAN	AV731712 HTF Homo sapiens cDNA clone HTFAZF10 5'
1343	14091		2.67	7.0E-03	Q61060	SWISSPROT	FORKHEAD BOX PROTEIN D3 (HNF3/FH TRANSCRIPTION FACTOR GENESIS) (HEPATOCYTE FORKHEAD FACTOR 3 FORKHEAD HOMOLOG 2) (HFH-2)
1374	14122	26797	5.71	7.0E-03	AA668298.1	EST_HUMAN	ab79b09.s1 Strategene fetal retina 937202 Homo sapiens cDNA clone IMAGE:853145 3'
1491	14238	26924	3.37	7.0E-03	AW303599.1	EST_HUMAN	xt21b02.x1 Soares_NFL_T_GBC_S1 Homo sapiens cDNA clone IMAGE:2813739 3'
1735	14477	27175	1.24	7.0E-03	AW950558.1	EST_HUMAN	EST362626 MAGE resequenes, MAGA Homo sapiens cDNA
1735	14477	27176	1.24	7.0E-03	AW950556.1	EST_HUMAN	EST362626 MAGE resequenes, MAGA Homo sapiens cDNA
2254	15589	27722	1.86	7.0E-03	P04929	SWISSPROT	HISTIDINE-RICH GLYOPROTEIN PRECURSOR
3546	16301	28951	0.71	7.0E-03	AI150273.1	EST_HUMAN	qt34h02.x1 Soares_testis_NHT Homo sapiens cDNA clone IMAGE:1761855 3'
3749	16502	29137	0.8	7.0E-03	AW444463.1	EST_HUMAN	UI-H-BI3-alk-c-10-UJ.s1 NCI_CGAP_Sub5 Homo sapiens cDNA clone IMAGE:2733691 3'
3792	16544	29179	1.32	7.0E-03	AF195344.1	NT	Rattus norvegicus neuronal nicotinic acetylcholine receptor subunit (Alpha10) mRNA, complete cds
4000	16502	29137	0.83	7.0E-03	AW444463.1	EST_HUMAN	UI-H-BI3-alk-c-10-UJ.s1 NCI_CGAP_Sub5 Homo sapiens cDNA clone IMAGE:2733691 3'
4560	17295		1.24	7.0E-03	AW603888.1	EST_HUMAN	hh89a05.y1 NCI_CGAP_GU1 Homo sapiens cDNA clone IMAGE:2869836 5'
4929	17657		2.17	7.0E-03	AL163278.2	NT	Homo sapiens chromosome 21 segment HS21C078
5728	18521		0.75	7.0E-03	H71106.1	EST_HUMAN	yr82g01.r1 Soares fetal liver spleen 1NFLS Homo sapiens cDNA clone IMAGE:211824 5' similar to gb:Y14723 CLUSTERED PRECURSOR (HUMAN);
6021	25083		4.9	7.0E-03	AW661059.1	EST_HUMAN	RC1-CT0286-050400-018-c08 CT0286 Homo sapiens cDNA
6222	18986	31972	1.47	7.0E-03	W68251.1	EST_HUMAN	z633f10.1 Soares_fetal_heart_NbHH16W Homo sapiens cDNA clone IMAGE:342475 6'



Page 171 of 536  
Table 4

Single Exon Probes Expressed in Brain

Probe SEQ ID NO:	Exon SEQ ID NO:	ORF SEQ ID NO:	Expression Signal	Most Similar (Top) Hit BLAST E Value	Top Hit Accession No.	Top Hit Database Source	Top Hit Descriptor
6443	19211	32207	3.44	7.0E-03	AA327129.1	EST_HUMAN	EST30674 Caten 1 Homo sapiens cDNA 5' end
6470	19237	32237	0.75	7.0E-03	BE857385.1	EST_HUMAN	7g34b10.x1 NCI_CGAP_Brn23 Homo sapiens cDNA clone IMAGE:3308347 3' similar to TR:Q13387
6979	19504	32529	1.67	7.0E-03	BE928133.1	EST_HUMAN	Q13387 HYPOTHETICAL PROTEIN 384D8.2.; contains TAR1.12 TAR1 TAR1 repetitive element;
7420	20097	33184	5.48	7.0E-03	Z35838.1	NT	CM2-CT0478-230800-347-b11 CT0478 Homo sapiens cDNA
7420	20097	33186	6.48	7.0E-03	Z35838.1	NT	S.cerevisiae chromosome II reading frame ORF YBL077w
8010	20705	33833	2.47	7.0E-03	BE175667.1	EST_HUMAN	S.cerevisiae chromosome II reading frame ORF YBL077w
8511	21203	34348	0.61	7.0E-03	AF281074.1	NT	RC5-HT0582-160300-011-D02 HT0582 Homo sapiens cDNA
9297	21984		0.75	7.0E-03	AF111188.2	NT	Homo sapiens neurorubin 2 (NRP2) gene, complete cds, alternatively spliced
9495	22148	35330	0.72	7.0E-03	N52378.1	EST_HUMAN	Homo sapiens serine palmitoyl transferase, subunit II gene, complete cds; and unknown genes yv49c10.s1 Soares fetal liver spleen 1NFLS Homo sapiens cDNA clone IMAGE:246086 3' similar to contains Alu repetitive element;
9820	22273	35460	2.67	7.0E-03	P48982	SWISSPROT	BETA-GALACTOSIDASE PRECURSOR (LACTASE)
9820	22273	35461	2.57	7.0E-03	P48982	SWISSPROT	BETA-GALACTOSIDASE PRECURSOR (LACTASE)
10204	22852		1.32	7.0E-03	AV687379.1	EST_HUMAN	AV687379 GKC Homo sapiens cDNA clone GKCAFC07 6'
10384	23030		0.77	7.0E-03	AI799734.1	EST_HUMAN	wc37e09.x1 NCI_CGAP_P128 Homo sapiens cDNA clone IMAGE:2320840 3'
10729	23417	36668	2.63	7.0E-03	AB008852.1	NT	Bos taurus mRNA for NDP52, complete cds
10818	23501	36739	1.71	7.0E-03	AJ004862.1	NT	Homo sapiens partial MUC5B gene, exon 1-29
10818	23501	36740	1.71	7.0E-03	AJ004862.1	NT	Homo sapiens partial MUC5B gene, exon 1-29
10982	23657		1.29	7.0E-03	AJ242804.1	NT	Sporobolus stapfianus mRNA for putative glycine and proline-rich protein
12488	24833		1.79	7.0E-03	BE263253.1	EST_HUMAN	601145154F2 NIH_MGC_19 Homo sapiens cDNA clone IMAGE:3160476 6'
12553	24890		1.81	7.0E-03	Y17455.1	NT	Homo sapiens LSFR2 gene, penultimate exon
12691	25400		1.72	7.0E-03	AL163300.2	NT	Homo sapiens chromosome 21 segment HS21C100
1218	13969	26637	12.34	6.0E-03	AW511148.1	EST_HUMAN	hd22a05.x1 Soares_NFL_T_GBC_S1 Homo sapiens cDNA clone IMAGE:2910224 3' similar to SW:PXR_HUMAN_075469 ORPHAN NUCLEAR RECEPTOR PXR;
1218	13969	26638	12.34	6.0E-03	AW511148.1	EST_HUMAN	SW:PXR_HUMAN_075469 ORPHAN NUCLEAR RECEPTOR PXR;
2774	15479	28220	1.3	6.0E-03	AF112374.1	NT	Danio rerio odorant receptor gene cluster
2893	15660	28305	3.36	6.0E-03	AA759135.1	EST_HUMAN	ah79e11.s1 Soares_testis_NHT Homo sapiens cDNA clone 1321772 3'
2893	15660	28306	3.36	6.0E-03	AA759135.1	EST_HUMAN	ah79e11.s1 Soares_testis_NHT Homo sapiens cDNA clone 1321772 3'
3240	16002		2.22	6.0E-03	H75690.1	EST_HUMAN	y77h04.r1 Soares fetal liver spleen 1NFLS Homo sapiens cDNA clone IMAGE:211351 5'
3298	16060		1.31	6.0E-03	AF190338.1	NT	Notoncus sp. cytochrome c oxidase subunit II gene, partial cds; mitochondrial gene for mitochondrial product
3377	16136	28783	1.18	6.0E-03	U60880.1	NT	Fugu rubripes zinc finger protein, isotocin, fatty acid binding protein, eelplapterin reductase and vasotocin genes, complete cds

Table 4

Single Exon Probes Expressed in Brain

Probe SEQ ID NO:	Exon SEQ ID NO:	ORF SEQ ID NO:	Expression Signal	Most Similar (Top) Hit BLAST E Value	Top Hit Accession No.	Top Hit Database Source	Top Hit Descriptor
3377	16136	28794	1.18	6.0E-03	U90880.1	NT	Fugu rubripes zinc finger protein, lectocin, fatty acid binding protein, acylplatin reductase and vasotocin genes, complete cds
3534	16280		1.19	6.0E-03	W37985.1	EST_HUMAN	z13a11.1 Soares_parathyroid_tumor_NbHPA Homo sapiens cDNA clone IMAGE:322172.5'
3652	16405	29044	3.68	6.0E-03	BF510986.1	EST_HUMAN	UJ-H-B14-epm-c-06-Q-UJ.es1 NCI_CGAP_Sub8 Homo sapiens cDNA clone IMAGE:3087754.3'
3682	16435	29079	1.08	6.0E-03	BE077356.1	EST_HUMAN	RC1-BT0606-260400-014-a07 BT0606 Homo sapiens cDNA
3759	16511	29147	1.22	6.0E-03	6754029	NT	Mus musculus glucosamine-6-phosphate deaminase (Gnpl), mRNA
3902	16652	29294	0.76	6.0E-03	AW847294.1	EST_HUMAN	RC0-CT0204-240989-021-b10 CT0204 Homo sapiens cDNA
3936	16888		1.29	6.0E-03	BE250108.1	EST_HUMAN	600942904F1 NIH_MGC_15 Homo sapiens cDNA clone IMAGE:2959513.5'
4331	17070		1.84	6.0E-03	A1076833.1	EST_HUMAN	ov33ct11.x1 Soares_testis_NHT Homo sapiens cDNA clone IMAGE:1639124.3'
4647	17981	30013	6.67	6.0E-03	AA324242.1	EST_HUMAN	EST27116 Cerebellum II Homo sapiens cDNA 5' end similar to EST containing Alu repeat
5073	17792	30407	2.58	6.0E-03	Q82209	SWISSPROT	SYNAPTONEMAL COMPLEX PROTEIN 1 (SCP-1 PROTEIN)
6061	25084	31802	0.67	6.0E-03	9627521	NT	Varola virus, complete genome
6718	19633	32876	1.16	6.0E-03	O14894	SWISSPROT	SYNAPSIN III
6755	17924	30559	0.57	6.0E-03	BE253748.1	EST_HUMAN	601112353F1 NIH_MGC_16 Homo sapiens cDNA clone IMAGE:3353172.5'
7149	19836	32905	0.61	6.0E-03	AA299442.1	EST_HUMAN	EST11949 Uterus tumor I Homo sapiens cDNA 5' end
7149	19836	32906	0.61	6.0E-03	AA299442.1	EST_HUMAN	EST11949 Uterus tumor I Homo sapiens cDNA 5' end
7548	20216	33318	0.69	6.0E-03	AF129894.1	NT	Homo sapiens telomerase reverse transcriptase (TERT) gene, exons 7-16 and complete cds
7702	20365	33479	0.92	6.0E-03	P17964	SWISSPROT	FRAS-RELATED PROTEIN RAP-2B
7757	20453	33578	6.9	6.0E-03	A1033980.1	EST_HUMAN	ow13a04.x1 Soares_parathyroid_tumor_NbHPA Homo sapiens cDNA clone IMAGE:1646670.3' similar to contains MER10.b1 MER10 repetitive element;
7874	20569	33695	2.17	6.0E-03	AW799337.1	EST_HUMAN	RC0-UJ0051-210300-032-g02 UM0051 Homo sapiens cDNA
7945	20940		1.58	6.0E-03	BF038198.1	EST_HUMAN	601454915F1 NIH_MGC_66 Homo sapiens cDNA clone IMAGE:3858628.5'
9454	22004	35176	7.26	6.0E-03	D10548.1	NT	Subacute sclerosing panencephalitis (SSPE) virus mRNA for fusion protein
9943	22591		2.13	6.0E-03	A1432661.1	EST_HUMAN	t22c02.x1 NCI_CGAP_Kid11 Homo sapiens cDNA clone IMAGE:2131202.3' similar to SW:R13A_HUMAN
10062	22710	35928	0.86	6.0E-03	AJ011849.1	NT	P40429 60S RIBOSOMAL PROTEIN L13A ;
10194	22842		1.14	6.0E-03	AF084555.1	NT	Bacillus subtilis fndD gene
10304	22951	36166	0.69	6.0E-03	X68366.1	NT	Homo sapiens okadaic acid-inducible and cAMP-regulated phosphoprotein 19 (ARPP-19) mRNA, complete cds
10645	23336	36576	1.75	6.0E-03	AW962164.1	EST_HUMAN	M.thermoformidicum complete plasmid pFV1 DNA
10713	23402		2.54	6.0E-03	11545814	NT	EST374237 MAGE resequences, MAG3 Homo sapiens cDNA
10750	23435	36680	1.26	6.0E-03	A1420786.1	EST_HUMAN	Homo sapiens hypothetical zinc finger protein FLJ14011 (FLJ14011), mRNA te91c12.x1 NCI_CGAP_P228 Homo sapiens cDNA clone IMAGE:2094070.3' similar to TR:O00519 O00519 FATTY ACID AMIDE HYDROLASE ;

Single Exon Probes Expressed in Brain

Probe SEQ ID NO:	Exon SEQ ID NO:	ORF SEQ ID NO:	Expression Signal	Most Similar (Top) Hit BLAST E Value	Top Hit Accession No.	Top Hit Database Source	Top Hit Descriptor
10750	23435	36681	1.26	6.0E-03	A1420786.1	EST_HUMAN	1e91c12.x1 NCL_CGAP_P28 Homo sapiens cDNA clone IMAGE:2094070 3' similar to TR:O00519 O00519
10903	23583		4.6	6.0E-03	U14556.1	NT	FATTY ACID AMIDE HYDROLASE.1
10904	23584	36633	2.81	6.0E-03	BE737895.1	EST_HUMAN	Mus musculus zinc-finger protein mRNA, complete cds
12042	24563		3.25	6.0E-03	AF010496.1	NT	601572746F1 NIH_MGC_57 Homo sapiens cDNA clone IMAGE:3639747 5'
12160	25174		6.69	6.0E-03	AE000833.1	NT	Rhodobacter capsulatus strain SB7003, partial genome
12239	25235		3.17	6.0E-03	U30780.1	NT	Methanobacterium thermoautotrophicum from bases 429192 to 450298 (section 39 of 148) of the complete genome
12569	24898		1.64	6.0E-03	BE788019.1	EST_HUMAN	Pneumocystis carinii f. sp. ratti guanine nucleotide binding protein alpha subunit (pcg1) gene, complete cds
12588	24910		1.68	6.0E-03	AJ245480.1	NT	601482821F1 NIH_MGC_68 Homo sapiens cDNA clone IMAGE:3885388 5'
654	13432	26072	2.7	5.0E-03	L25105.1	NT	Brassica napus sig gene for S-locus glycoprotein, cultivar T2
654	13432	26073	2.7	5.0E-03	L25105.1	NT	Chlamydia trachomatis partial ORFB; aminoacyl-tRNA synthase, complete cds; complete ORFA, and grpE-like protein, complete cds
655	13432	26072	3.73	5.0E-03	L25105.1	NT	Chlamydia trachomatis partial ORFB; aminoacyl-tRNA synthase, complete cds; complete ORFA, and grpE-like protein, complete cds
655	13432	26073	3.73	5.0E-03	L25105.1	NT	Chlamydia trachomatis partial ORFB; aminoacyl-tRNA synthase, complete cds; complete ORFA, and grpE-like protein, complete cds
1090	13848	26807	1.15	5.0E-03	AJ010457.1	NT	Chlamydia trachomatis partial ORFB; aminoacyl-tRNA synthase, complete cds; complete ORFA, and grpE-like protein, complete cds
2688	15397	28136	2.5	5.0E-03	AB033006.1	EST_HUMAN	Arabidopsis thaliana mRNA for KIAA1180 protein, partial cds
2936	15702	28351	0.88	5.0E-03	BE266057.1	EST_HUMAN	Homo sapiens mRNA for KIAA1180 protein, partial cds
3193	15898	28543	3.82	5.0E-03	T87623.1	EST_HUMAN	601194796F1 NIH_MGC_7 Homo sapiens cDNA clone IMAGE:3538769 5'
3152	15916		2.83	5.0E-03	AL161491.2	NT	ye81f09.s1 Soares infant brain 1N1B Homo sapiens cDNA clone IMAGE:22395 3'
3194	15927	28575	1.3	5.0E-03	R71794.1	EST_HUMAN	Arabidopsis thaliana DNA chromosome 4, contig fragment No. 3
3272	16033		1.12	5.0E-03	AJ297357.1	NT	Arabidopsis thaliana mRNA for DEAD box RNA helicase.RHS
3687	16440	29082	4.03	6.0E-03	AF147449.2	NT	Homo sapiens partial LIMD1 gene for LIM domains containing protein 1 and KIAA0851 gene
3741	16494	29129	0.85	5.0E-03	U38914.1	NT	Pseudomonas aeruginosa strain PAO1 penicillin-binding protein 1B (ponB) gene, complete cds
3954	16704		1.17	6.0E-03	AA296975.1	EST_HUMAN	Citrus sinensis seed storage protein citrin mRNA, complete cds
4272	16494	29129	0.82	5.0E-03	U38914.1	NT	EST12218 Uterus tumor 1 Homo sapiens cDNA 5' and
4569	17304	29931	0.73	5.0E-03	AJ131016.1	NT	Citrus sinensis seed storage protein citrin mRNA, complete cds
4670	17404	30039	1.17	5.0E-03	AJ752967.1	EST_HUMAN	Homo sapiens SCL gene locus
5707	18501	31422	5.5	5.0E-03	P35500	SWISSPROT	cn15c02.x1 Normal Human Trabecular Bone Cells Homo sapiens cDNA clone NHTBC_cn15c02 random SODIUM CHANNEL PROTEIN PARA (PARALYTIC PROTEIN)

Page 174 of 536  
Table 4

Single Exon Probes Expressed in Brain

Probe SEQ ID NO:	Exon SEQ ID NO:	ORF SEQ ID NO:	Expression Signal	Most Similar (Top) Hit BLAST E Value	Top Hit Accession No.	Top Hit Database Source	Top Hit Descriptor
6983	18735	31694	2.97	5.0E-03	O00507	SWISSPROT	PROBABLE UBIQUITIN CARBOXYL-TERMINAL HYDROLASE FAF-Y (UBIQUITIN THIOLESTERASE FAF-Y) (UBIQUITIN-SPECIFIC PROCESSING PROTEASE FAF-Y) (DEUBIQUITINATING ENZYME FAF-Y) (FAT FACETS PROTEIN RELATED, Y-LINKED) (UBIQUITIN-SPECIFIC PROTEASE 9, Y CHROMOSOME)
6988	18769		0.91	5.0E-03	AE002234.2	NT	Chlamytophila pneumoniae AR39, section 62 of 94 of the complete genome
6499	19264		7.58	5.0E-03	BE300091.1	EST_HUMAN	800944564T1 NIH_MGC_17 Homo sapiens cDNA clone IMAGE:2690871 3'
6746	17915	30578	7.45	5.0E-03	AB025024.1	NT	Mus musculus AMD1 gene for S-adenosylmethionine decarboxylase, complete cds
6940	19422		0.64	5.0E-03	AB038267.1	NT	Tursiops truncatus mRNA for p40-phox, complete cds
7385	20065	33143	0.73	5.0E-03	T05124.1	EST_HUMAN	EST03012 Fetal brain, Stratagene (cat#836206) Homo sapiens cDNA clone HFBCR93 similar to EST containing Alu repeat
7498	20170		1.21	5.0E-03	AW854927.1	EST_HUMAN	RC3-CT0255-031089-011-107 CT0255 Homo sapiens cDNA
7667	20331	33442	7.5	5.0E-03	AB016816.1	NT	Homo sapiens MASL1 mRNA, complete cds
8119	20813	33948	0.48	5.0E-03	AW856907.1	EST_HUMAN	RC6-CT0281-081199-011-A05 CT0281 Homo sapiens cDNA
8119	20813	33949	0.49	5.0E-03	AW855907.1	EST_HUMAN	RC6-CT0281-081199-011-A05 CT0281 Homo sapiens cDNA
8137	20831	33965	3.29	5.0E-03	P48982	SWISSPROT	BETA-GALACTOSIDASE PRECURSOR (LACTASE)
8509	21201		5.63	5.0E-03	M81132.1	NT	Mouse complement receptor (CR2) mRNA, 3' end
8706	21398	34545	1.04	5.0E-03	D90723.1	NT	Escherichia coli genomic DNA. (19.1 - 19.4 mih)
8838	21530	34676	0.71	5.0E-03	M25090.1	NT	Rabbit uteroglobin (UGL) gene, exon 1
9482	22135	35315	0.45	5.0E-03	P33760	SWISSPROT	SOF1 PROTEIN
9739	22390	35595	0.89	5.0E-03	L21710.1	NT	Plasmodium berghei 58 kDa phosphoprotein mRNA, partial cds
9871	22521	35716	0.7	5.0E-03	AW821888.1	EST_HUMAN	RC0-ST0378-210100-032-c02 S10379 Homo sapiens cDNA
10057	22705	35923	0.45	5.0E-03	AA533143.1	EST_HUMAN	n146h10.s1 NCI_CGAP_P76 Homo sapiens cDNA clone IMAGE:895687
10231	22879	36091	0.51	5.0E-03	7662557	NT	Homo sapiens PRO0471 protein (PRO0471). mRNA
10377	23023		0.48	5.0E-03	AA653261.1	EST_HUMAN	ag49c10.s1 Gessler Wilms tumor Homo sapiens cDNA clone IMAGE:1126290 3'
10621	23314		4.99	5.0E-03	T19586.1	EST_HUMAN	694F Heart Homo sapiens cDNA clone 694
10859	23539	36785	3.42	5.0E-03	AW170334.1	EST_HUMAN	xn59g05.x1 Soares_NHCC_cervical_tumor Homo sapiens cDNA clone IMAGE:2698040 3' similar to contains L1.12 L1 repetitive element;
10859	23539	36786	3.42	5.0E-03	AW170334.1	EST_HUMAN	xn59g05.x1 Soares_NHCC_cervical_tumor Homo sapiens cDNA clone IMAGE:2698040 3' similar to contains L1.12 L1 repetitive element;
10971	23647	36900	1.69	5.0E-03	T49183.1	EST_HUMAN	contains L1.12 L1 repetitive element;
11021	23693	36956	1.47	5.0E-03	10946753	NT	y009e04.t1 Stratagene placenta (#937225) Homo sapiens cDNA clone IMAGE:70686 5'
11303	23962		3.54	5.0E-03	BEO48055.1	EST_HUMAN	Mus musculus hypothetical protein, MINCB-4760 (LOC58212), mRNA
11774	24365	37697	1.63	5.0E-03	AJ276505.1	NT	tz46e04.y1 NCI_CGAP_Brr52 Homo sapiens cDNA clone IMAGE:2291622 5'
11774	24365	37698	1.53	5.0E-03	AJ276505.1	NT	Mus musculus genomic fragment, 279 Kb, chromosome 7
						NT	Mus musculus genomic fragment, 279 Kb, chromosome 7

Single Exon Probes Expressed in Brain

Probe SEQ ID NO:	Exon SEQ ID NO:	ORF SEQ ID NO:	Expression Signal	Most Similar (Top) Hit BLAST E Value	Top Hit Accession No.	Top Hit Database Source	Top Hit Descriptor
12176	25367		9.26	5.0E-03	AF047874.1	NT	Gallus gallus glyceraldehyde-3-phosphate dehydrogenase mRNA, complete cds
12307	24731		4.11	5.0E-03	AF067253.1	NT	Brugia malayi Y chromosome marker
12409	24792		2.62	5.0E-03	L10347.1	NT	Human pro-alpha1 type II collagen (COL2A1) gene exons 1-54, complete cds
12441	24811		1.67	5.0E-03	AA456697.1	EST_HUMAN	z75fa03.s1 Soares ovary tumor NbHOT Homo sapiens cDNA clone IMAGE:809548 3' similar to SW:DXA2_MOUSE P14886 PROBABLE DIPHENOL OXIDASE A2 COMPONENT ;
12467	25183		2.78	5.0E-03	BF57232.1	EST_HUMAN	602077774F1 NIH_MGC_82 Homo sapiens cDNA clone IMAGE:4252002 5'
12643	24940	30980	4.2	5.0E-03	AW449109.1	EST_HUMAN	UH-H-B19-akf-08-0-UJ.1 NCI_CGAP_Sub5 Homo sapiens cDNA clone IMAGE:2734215 3'
12662	26263		1.76	5.0E-03	Q02388	SWISSPROT	COLLAGEN ALPHA 1(VI) CHAIN PRECURSOR (LONG-CHAIN COLLAGEN) (LC COLLAGEN)
228	13038	25675	2.98	4.0E-03	AW500196.1	EST_HUMAN	UH-HF-BN0-akc-h-04-0-UJ.1 NIH_MGC_50 Homo sapiens cDNA clone IMAGE:3076831 5'
313	13117	25755	2.29	4.0E-03	R48482.1	EST_HUMAN	y951e04.s1 Soares infant brain 1N1B Homo sapiens cDNA clone IMAGE:1662566 3'
689	13369	26997	2.69	4.0E-03	AA939339.1	EST_HUMAN	on75g12.s1 Soares NFL_T_GBC_S1 Homo sapiens cDNA clone IMAGE:35988 3'
857	13626	26298	2.03	4.0E-03	R48482.1	EST_HUMAN	y951e04.s1 Soares infant brain 1N1B Homo sapiens cDNA clone IMAGE:1662566 3'
891	13660		4.84	4.0E-03	AW749101.1	EST_HUMAN	RC3-BT0333-110100-012-101 BT0333 Homo sapiens cDNA
1128	13984	26544	29.46	4.0E-03	AA099777.1	EST_HUMAN	2181a08.r1 Stratiene colon (#937204) Homo sapiens cDNA clone IMAGE:510998 5'
1146	13901	26563	2.4	4.0E-03	AW794740.1	EST_HUMAN	RC6-UM0014-170400-023-G01 UM0014 Homo sapiens cDNA
1280	14030	26699	1.57	4.0E-03	AA284374.1	EST_HUMAN	z559a01.r1 NCI_CGAP_GCB1 Homo sapiens cDNA clone IMAGE:701736 5'
1591	14327		1.52	4.0E-03	AV708305.1	EST_HUMAN	AV708305 ADC Homo sapiens cDNA clone ADCAKB08 5'
1737	14479	27178	2.23	4.0E-03	U33472.1	NT	Rattus norvegicus type 1 astrocyte and olfactory-limbic associated protein AT1-46 mRNA, complete cds
2011	14746	27474	10.56	4.0E-03	AA099777.1	EST_HUMAN	z181a08.r1 Stratiene colon (#937204) Homo sapiens cDNA clone IMAGE:510998 5'
2244	14972		2.49	4.0E-03	BE410556.1	EST_HUMAN	601304161F1 NIH_MGC_21 Homo sapiens cDNA clone IMAGE:3698610 5'
2276	15002	27742	1.64	4.0E-03	AW794740.1	EST_HUMAN	RC6-UM0014-170400-023-G01 UM0014 Homo sapiens cDNA
2579	15293	28030	1.97	4.0E-03	U52111.2	NT	Homo sapiens X28 region near ALD locus containing dual specificity phosphatase 9 (DUSP9), ribosomal protein L18a (RPL18a), Ca2+/Calmodulin-dependent protein kinase I (CAMKI), creatine transporter (CRTF), CDM protein (CDM), adrenoleukodystrophy protein >
2679	15293	28031	1.97	4.0E-03	U52111.2	NT	Homo sapiens X28 region near ALD locus containing dual specificity phosphatase 9 (DUSP9), ribosomal protein L18a (RPL18a), Ca2+/Calmodulin-dependent protein kinase I (CAMKI), creatine transporter (CRTF), CDM protein (CDM), adrenoleukodystrophy protein >
2696	15405	28140	3	4.0E-03	AJ277365.1	NT	Homo sapiens polyglutamine-containing C14ORF4 gene
2696	15405	28141	3	4.0E-03	AJ277365.1	NT	Homo sapiens polyglutamine-containing C14ORF4 gene
2701	15409	28144	1.41	4.0E-03	AL163284.2	NT	Homo sapiens chromosome 21 segment HS21C084
3219	15982	28634	1.16	4.0E-03	BE154134.1	EST_HUMAN	PM1-HT0340-151299-003-H08 HT0340 Homo sapiens cDNA
3219	15982	28635	1.16	4.0E-03	BE154134.1	EST_HUMAN	PM1-HT0340-151299-003-H08 HT0340 Homo sapiens cDNA
3521	16277	28931	0.97	4.0E-03	AW198426.1	EST_HUMAN	x99f04.x1 NCI_CGAP_Cot18 Homo sapiens cDNA clone IMAGE:2665279 3'

Page 176 of 536  
Table 4

Single Exon Probes Expressed in Brain

Probe SEQ ID NO:	Exon SEQ ID NO:	ORF SEQ ID NO:	Expression Signal	Most Similar (Top) Hit BLAST E Value	Top Hit Accession No.	Top Hit Database Source	Top Hit Descriptor
3621	16277	28932	0.97	4.0E-03	AW188426.1	EST_HUMAN	X98904.x1 NCI_CGAP_Co18 Homo sapiens cDNA clone IMAGE:2665279 3'
3612	16365	29006	0.73	4.0E-03	Q13606	SWISSPROT	OLFACTORY RECEPTOR 51 (OLFACTORY RECEPTOR-LIKE PROTEIN OLF1)
3609	16659	29300	0.73	4.0E-03	AF060868.1	NT	Mus musculus tumor susceptibility protein 101 (tsg101) gene, complete cds
3677	16726		1.95	4.0E-03	AJ011712.1	NT	Homo sapiens TNNT1 gene, exons 1-11 (and joined CDS)
5057	17776	30393	0.93	4.0E-03	AW103719.1	EST_HUMAN	xe83d03.x1 NCI_CGAP_Bm35 Homo sapiens cDNA clone IMAGE:2614469 3' similar to contains L1.11 L1 L1 repetitive element;
5114	17832		0.97	4.0E-03	AA772898.1	EST_HUMAN	ae73e05.s1 Stratagene schizo brain S11 Homo sapiens cDNA clone IMAGE:969776 3'
5194	18002	30625	1.8	4.0E-03	AF009859.1	EST_HUMAN	Drosophila melanogaster anon2D7 (anon2D7) mRNA, complete cds
5314	18118	30774	23.81	4.0E-03	AF169825.1	NT	Rattus norvegicus beta-calactin binding protein mRNA, complete cds
5705	18499	31421	2.48	4.0E-03	P04196	SWISSPROT	(HPRG)
5708	18502	31423	1.74	4.0E-03	P21849	SWISSPROT	MAJOR SURFACE-LABELED TROPHOZOITE ANTIGEN PRECURSOR
5792	18563	31510	0.88	4.0E-03	AL133871.1	EST_HUMAN	DKFZp7611014.1_1_761 (synonym: hamy2) Homo sapiens cDNA clone DKFZp7611014.5'
5993	18774		4.11	4.0E-03	U22180.1	NT	Rattus norvegicus opsin gene, complete cds
6140	18918	31888	0.95	4.0E-03	AW590572.1	EST_HUMAN	hg46c07.x1 NCI_CGAP_GC6 Homo sapiens cDNA clone IMAGE:2848652 3'
6217	18991	31967	1.6	4.0E-03	BE548453.1	EST_HUMAN	601076015F-1 NIH_MGC_12 Homo sapiens cDNA clone IMAGE:3461954 5'
6572	18336	32347	1.28	4.0E-03	AA813222.1	EST_HUMAN	aj32f11.s1 Soares_testis_NHT Homo sapiens cDNA clone 1392045 3'
6677	19594	32632	1.81	4.0E-03	U76408.1	NT	Lycopodium esculentum knotted 3 protein (TKn3) mRNA, complete cds
6970	19452	32470	0.99	4.0E-03	AL163278.2	NT	Homo sapiens chromosome 21 segment HS21C078
6970	19452	32471	0.99	4.0E-03	AL163278.2	NT	Homo sapiens chromosome 21 segment HS21C078
7098	19787	32851	3.5	4.0E-03	Q02817	SWISSPROT	MUCIN 2 PRECURSOR (INTESTINAL MUCIN 2)
7331	20013	33091	1.23	4.0E-03	A1681483.1	EST_HUMAN	537g12.x1 NCI_CGAP_Lu24 Homo sapiens cDNA clone IMAGE:2271814 3'
7333	20016	33093	0.78	4.0E-03	BE670170.1	EST_HUMAN	7631b02.x1 NCI_CGAP_Lu24 Homo sapiens cDNA clone IMAGE:3284043 3'
7424	20101		0.74	4.0E-03	X92109.1	NT	H.sapiens hcglX gene
7843	20538	33666	0.7	4.0E-03	Q9T192	SWISSPROT	ADAM-TS 5 (A DISINTEGRIN AND METALLOPROTEINASE WITH THROMBOSPONDIN MOTIFS 5) (ADAMTS-5) (ADAM-TS6) (AGGRECANASE-2) (ADMP-2) (ADAM-TS 11)
7947	20642	33767	5.45	4.0E-03	AF111944.1	NT	Dicyostellum discoidium AX4 development protein DG1122 (DG1122) gene, partial cds
8103	20787	33928	2.06	4.0E-03	7692067	NT	Homo sapiens KIAA0345 gene product (KIAA0345), mRNA
8614	21306	34448	6.98	4.0E-03	A1553983.1	EST_HUMAN	te49b11.x1 Soares_NFL_T_GBC_S1 Homo sapiens cDNA clone IMAGE:2090013 3' similar to contains Alu repetitive element;
8787	21478		4.25	4.0E-03	AL163208.2	NT	Homo sapiens chromosome 21 segment HS21C009
8797	21489	34635	2.97	4.0E-03	AL163278.2	NT	Homo sapiens chromosome 21 segment HS21C078
8927	22478	35679	0.67	4.0E-03	H30864.1	EST_HUMAN	yp42g12.1 Soares retina N265FR Homo sapiens cDNA clone IMAGE:190160 5'
10276	22923	36135	1.3	4.0E-03	AL161555.2	NT	Arabidopsis thaliana DNA chromosome 4, contig fragment No. 55
10466	23112		0.45	4.0E-03	AL163281.2	NT	Homo sapiens chromosome 21 segment HS21C081

Page 177 of 536  
Table 4

Single Exon Probes Expressed in Brain

Probe SEQ ID NO:	Exon SEQ ID NO:	ORF SEQ ID NO:	Expression Signal	Most Similar (Top) Hit BLAST E Value	Top Hit Accession No.	Top Hit Database Source	Top Hit Descriptor
11074	23744	37017	4.09	4.0E-03	AL163206.2	NT	Homo sapiens chromosome 21 segment HS21C006
11777	24388	37700	1.82	4.0E-03	AE002102.1	NT	Ureaplasma urealyticum section 3 of 59 of the complete genome
12147	25385		1.78	4.0E-03	BE815173.1	EST_HUMAN	PM4-BND0138-180600-002-b08 BN0138 Homo sapiens cDNA
12167	24649		2.38	4.0E-03	BE298290.1	EST_HUMAN	601118164F1 NIH_MGC_17 Homo sapiens cDNA clone IMAGE:3028095 5'
12246	24694		2.27	4.0E-03	AW504273.1	EST_HUMAN	U1HF-BNO-alp-g-04-Q-U1r1 NIH_MGC_50 Homo sapiens cDNA clone IMAGE:3080622 5'
12480	24841		3.41	4.0E-03	BF224125.1	EST_HUMAN	7q74c09.x1 NCI_CGAP_Lu24 Homo sapiens cDNA clone IMAGE:3' similar to contains Alu repetitive element; contains element MER31 repetitive element;
12521	25293		2.08	4.0E-03	AW614596.1	EST_HUMAN	hh02c07.x1 NCI_CGAP_Kid11 Homo sapiens cDNA clone IMAGE:2953952 3' similar to contains element LTR5 repetitive element;
12801	25048	30956	2.17	4.0E-03	11496955	NT	Homo sapiens Gnb2-associated binder 2 (KIAA0571), mRNA
362	13160	25803	2.38	3.0E-03	AF011920.1	NT	Homo sapiens protein kinase CK2 catalytic subunit alpha gene, exon 1
859	13828	26299	5.37	3.0E-03	AF011920.1	NT	Homo sapiens protein kinase CK2 catalytic subunit alpha gene, exon 1
1657	14403	27091	3.35	3.0E-03	AA498110.1	EST_HUMAN	nc73c05.s1 NCI_CGAP_Pr2 Homo sapiens cDNA clone IMAGE:782984 similar to contains Alu repetitive element;
2255	14982		1.38	3.0E-03	AF055086.1	NT	Homo sapiens MHC class 1 region
2292	15017		6.44	3.0E-03	Z32621.1	NT	S.cereale (cv. Halo) mRNA for triosephosphate isomerase
2293	15018	27753	1.09	3.0E-03	U46858.1	NT	Mus musculus intestinal trefoll factor gene, partial cds
2293	15018	27754	1.09	3.0E-03	U46858.1	NT	Mus musculus intestinal trefoll factor gene, partial cds
3081	15849	28488	3.31	3.0E-03	BE379296.1	EST_HUMAN	601237982FT NIH_MGC_44 Homo sapiens cDNA clone IMAGE:3609933 5'
3149	15912	28557	2.52	3.0E-03	AW802687.1	EST_HUMAN	IL2-UM0076-240300-056-D03 UM0076 Homo sapiens cDNA
3412	16170	28819	1.72	3.0E-03	U34606.1	NT	Mus musculus alpha-1(XVIII) collagen (COL18A1) gene, exon 1 and 2
3420	16177		5.97	3.0E-03	Y12500.1	NT	C.elegans samdc gene
3959	16708	29348	6.97	3.0E-03	AV762392.1	EST_HUMAN	AV762392 MDS Homo sapiens cDNA clone MDSBSG01 5'
3959	16708	29349	6.97	3.0E-03	AV762392.1	EST_HUMAN	AV762392 MDS Homo sapiens cDNA clone MDSBSG01 5'
4016	16762	29390	1.35	3.0E-03	A1792278.1	EST_HUMAN	ah04f09.y5 Gessler Wilms tumor Homo sapiens cDNA clone IMAGE:1156689 5'
4130	16872		1	3.0E-03	Z32521.1	NT	S.cereale (cv. Halo) mRNA for triosephosphate isomerase
4394	17102	29737	5.63	3.0E-03	AJ011432.1	NT	Rattus norvegicus gdnf gene
4428	17164		0.73	3.0E-03	BE348739.1	EST_HUMAN	h163g08.x1 NCI_CGAP_Lu24 Homo sapiens cDNA clone IMAGE:3151934 3'
4482	17217	29844	4.97	3.0E-03	A1636141.1	EST_HUMAN	xu8.P10.H3 conorm Homo sapiens cDNA 3'
4782	17514	30136	2.38	3.0E-03	A1732754.1	EST_HUMAN	ab18a08.x5 Stratagene lung (#937210) Homo sapiens cDNA clone IMAGE:841142 3' similar to contains Alu repetitive element;
4802	17533	30156	7.94	3.0E-03	BE787845.1	EST_HUMAN	601482715F1 NIH_MGC_68 Homo sapiens cDNA clone IMAGE:3885483 5'
5184	17892	30508	3.98	3.0E-03	8922499	NT	Homo sapiens hypothetical protein FLJ10539 (FLJ10539), mRNA
5488	18267	31159	1.98	3.0E-03	A1249981.1	NT	Mus musculus mRNA for hypothetical protein (ORF2 ortholog)

Table 4

Single Exon Probes Expressed in Brain

Probe SEQ ID NO:	Exon SEQ ID NO:	ORF SEQ ID NO:	Expression Signal	Most Similar (Top) Hit BLAST E Value	Top Hit Accession No.	Top Hit Database Source	Top Hit Descriptor
5539	16337	31244	0.99	3.0E-03	U35323.1	NT	Mus musculus H2-M alpha chain (H2-Ma) gene, H2-M beta 2 chain (H2-Mb2) gene, H2-M beta 1 chain (H2-Mb1) gene, low molecular weight protein 2 Lmp2 (Lmp2) gene, complete cds
6458	19225	32225	11.75	3.0E-03	AA456701.1	EST_HUMAN	aa13f10.r1 Soares_NIHMPu_S1 Homo sapiens cDNA clone IMAGE:813163 5'
7104	19792	32857	1.38	3.0E-03	AJ011419.1	NT	Kluyveromyces marxianus pcpl8 gene for putine-cytosine permease
7422	20099	33187	3.84	3.0E-03	AB021736.1	NT	Oryza sativa gene for bZIP protein, complete cds
7839	20534	33661	0.82	3.0E-03	BF333058.1	EST_HUMAN	RCO-BT0812-250900-032-e07 BT0812 Homo sapiens cDNA
7839	20534	33662	0.82	3.0E-03	BF333058.1	EST_HUMAN	RCO-BT0812-250900-032-e07 BT0812 Homo sapiens cDNA
8056	20760	33881	1.54	3.0E-03	N92980.1	EST_HUMAN	zb27b04.s1 Soares_parathyroid_tumor_NbHPA Homo sapiens cDNA clone IMAGE:304783 3'
8214	20908	34194	0.51	3.0E-03	M63498.1	NT	S.cerevisiae UGA35 gene, complete cds
8360	21053	34194	1.32	3.0E-03	P51899	SWISSPROT	HETEROGENEOUS NUCLEAR RIBONUCLEOPROTEIN A2 HOMOLOG 1 (HNRNP A2(A))
8381	21074	34213	1.47	3.0E-03	AL163268.2	NT	Homo sapiens chromosome 21 segment HS21C088
8485	21177		1.29	3.0E-03	Q8QM81	SWISSPROT	NONSTRUCTURAL PROTEIN V
8860	21581		11.08	3.0E-03	AW613774.1	EST_HUMAN	hh80f10.x1 NCI_CGAP_GU1 Homo sapiens cDNA clone IMAGE:2989131 3' similar to contains L1.f1 L1 repetitive element;
8943	21634	34778	4.01	3.0E-03	AL161589.2	NT	Arabidopsis thaliana DNA chromosome 4, contig fragment No. 65
8967	21657	34808	6.44	3.0E-03	AJ018731.1	EST_HUMAN	ov09d12.x1 NCI_CGAP_Kid3 Homo sapiens cDNA clone IMAGE:1636247 3' similar to gb.X57138_ma1
8977	21687	34817	0.73	3.0E-03	BF338078.1	EST_HUMAN	HISTONE H2B.2 (HUMAN);
9309	21976		0.83	3.0E-03	D90901.1	NT	602035980FT NCI_CGAP_Birm64 Homo sapiens cDNA clone IMAGE:4183938 5'
9347	20418	33538	0.83	3.0E-03	BE154670.1	EST_HUMAN	Synechocystis sp. PCC6803 complete genome, 3/27, 271600-402289
9536	22189		0.54	3.0E-03	P03365	SWISSPROT	Pf18-HT0344-071299-003-r07 HT0344 Homo sapiens cDNA
9606	22259		3.88	3.0E-03	P08672	SWISSPROT	POL POLYPROTEIN [CONTAINS: PROTEASE ; REVERSE TRANSCRIPTASE ; RIBONUCLEASE H ] CIRCUMSPOROZITE PROTEIN PRECURSOR (CS)
9795	22446	35651	1.3	3.0E-03	P11369	SWISSPROT	RETROVIRUS-RELATED POL POLYPROTEIN [CONTAINS: REVERSE TRANSCRIPTASE ; ENDONUCLEASE]
9998	22548	35740	1.29	3.0E-03	P51989	SWISSPROT	HETEROGENEOUS NUCLEAR RIBONUCLEOPROTEIN A2 HOMOLOG 1 (HNRNP A2(A))
10040	22688	35906	3.97	3.0E-03	AL163303.2	NT	Homo sapiens chromosome 21 segment HS21C103
10762	23437		1.9	3.0E-03	5803028	NT	Homo sapiens ATP/GTP-binding protein (HEAB), mRNA
11137	20099	33187	2.65	3.0E-03	AB021736.1	NT	Oryza sativa gene for bZIP protein, complete cds
11353	24043	37346	1.69	3.0E-03	AF009222.1	NT	Pneumocystis carinii kexin-like serine endoprotease mRNA, partial cds
11424	23191	36422	2.52	3.0E-03	AF286285.1	NT	Homo sapiens golgin-like protein (GLP) gene, complete cds
11492	24065	37372	2.72	3.0E-03	AF094481.1	NT	Homo sapiens trinucleotide repeat DNA binding protein p20-CGGBP (CGGBP) gene, complete cds
11482	24065	37373	2.72	3.0E-03	AF094481.1	NT	Homo sapiens trinucleotide repeat DNA binding protein p20-CGGBP (CGGBP) gene, complete cds
11543	24143	37452	1.58	3.0E-03	P11369	SWISSPROT	RETROVIRUS-RELATED POL POLYPROTEIN [CONTAINS: REVERSE TRANSCRIPTASE ; ENDONUCLEASE]



Page 179 of 536  
Table 4

Single Exon Probes Expressed in Brain

Probe SEQ ID NO:	Exon SEQ ID NO:	ORF SEQ ID NO:	Expression Signal	Most Similar (Top) Hit BLAST E Value	Top Hit Accession No.	Top Hit Database Source	Top Hit Descriptor
11784	24374		1.48	3.0E-03	AW294812.1	EST_HUMAN	UI-H-BI2-ah1-d-06-0-U1.s1 NCL_CGAP_Sub4 Homo sapiens cDNA clone IMAGE:2726842 3'
11927	25196		2.86	3.0E-03	AI525056.1	EST_HUMAN	promms-5.E07.r bvtumor Homo sapiens cDNA 5'
11982	24510	37256	1.88	3.0E-03	AA993154.1	EST_HUMAN	ct77b10.s1 Soares_total_fetus_Nb2HF8_9w Homo sapiens cDNA clone IMAGE:1622779 3' similar to contains L1.13 MER26 repetitive element;
12016	25321		2.28	3.0E-03	AB009686.1	NT	Homo sapiens gene for GMP-N-acetylneuraminic acid hydroxylase, partial cds
12190	24661	31088	2.71	3.0E-03	AI296282.1	NT	Rattus norvegicus mRNA for connexin36 (cx36 gene)
502	13286	26919	1.83	2.0E-03	Q04652	SWISSPROT	RING CANAL PROTEIN (KELCH PROTEIN)
502	13286	25920	1.83	2.0E-03	Q04652	SWISSPROT	RING CANAL PROTEIN (KELCH PROTEIN)
768	15552		12.31	2.0E-03	T70874.1	EST_HUMAN	yd115h03.r1 Soares fetal liver spleen 1NPLS Homo sapiens cDNA clone IMAGE:108341 5'
1342	14090	26766	2.07	2.0E-03	M20783.1	NT	Human alpha-2-plasmin inhibitor gene, exons 6 and 7
1345	14093	26768	1.4	2.0E-03	AA661605.1	EST_HUMAN	nu86f01.s1 NCL_CGAP_Alvt1 Homo sapiens cDNA clone IMAGE:1217693
1394	14102	26777	16.16	2.0E-03	AF284446.1	NT	Homo sapiens tumor-related protein DRC2 (DRC2) gene, complete cds
1473	14220	26906	1.73	2.0E-03	P48509	SWISSPROT	PLATELET-ENDOTHELIAL TETRASPAN ANTIGEN 3 (PETA-3) (GP27) (MEMBRANE GLYCOPROTEIN SFA-1) (CD151) ANTIGEN
1506	14252	26938	1.84	2.0E-03	4557836	NT	Homo sapiens procollagen-lysine, 2-oxoglutarate 5-dioxygenase (lysine hydroxylase, Ehlers-Danlos syndrome type VI) (PLOD) mRNA
1506	14252	26939	1.84	2.0E-03	4557836	NT	Homo sapiens procollagen-lysine, 2-oxoglutarate 5-dioxygenase (lysine hydroxylase, Ehlers-Danlos syndrome type VI) (PLOD) mRNA
1586	14332		6.31	2.0E-03	P29400	SWISSPROT	COLLAGEN ALPHA 5(V) CHAIN PRECURSOR
1764	14506	27207	1.13	2.0E-03	AA450138.1	EST_HUMAN	z42a10.r1 Soares_total_fetus_Nb2HF8_9w Homo sapiens cDNA clone IMAGE:789114 5'
1872	14610		1.01	2.0E-03	BE144908.1	EST_HUMAN	CM2-HT0189-061099-016-d03 HT0183 Homo sapiens cDNA
1988	14724	27445	1.57	2.0E-03	AF302691.1	NT	Mus musculus myelin expression factor-3-like protein gene, partial cds
2247	14975	27713	1.16	2.0E-03	AL168302.2	NT	Homo sapiens chromosome 21 segment HS21C102
2558	15272	28007	4.01	2.0E-03	AF187974.1	NT	8 Homo sapiens concentrative nucleoside transporter (CNT1) gene, exon 12
2558	15272	28008	4.01	2.0E-03	AF187974.1	NT	8 Homo sapiens concentrative nucleoside transporter (CNT1) gene, exon 12
2584	15298		4.57	2.0E-03	AW137782.1	EST_HUMAN	UI-H-BI1-adi-8-10-0-U1.s1 NCL_CGAP_Sub3 Homo sapiens cDNA clone IMAGE:2717010 3'
3411	16169	28818	4.3	2.0E-03	AA450138.1	EST_HUMAN	z42a10.r1 Soares_total_fetus_Nb2HF8_9w Homo sapiens cDNA clone IMAGE:789114 5'
3417	16174	28823	1.13	2.0E-03	BF568955.1	EST_HUMAN	602183960T1 NIH_MGC_42 Homo sapiens cDNA clone IMAGE:4390070 3'
3657	16410	29048	6.62	2.0E-03	X87344.1	NT	H_sapiens DMA, DMB, HLA-Z1, IPP2, LMP2, TAP1, LMP7, TAP2, DOB, DQB2 and RING8, 9, 13 and 14 genes
4093	16635	28461	1.96	2.0E-03	P03374	SWISSPROT	ENV POLYPROTEIN [CONTAINS: COAT PROTEIN GP52; COAT PROTEIN GP38]
4195	16936		11.03	2.0E-03	U68491.1	NT	Rattus norvegicus 5-hydroxytryptamine7 receptor gene, partial cds
4393	17130		1.12	2.0E-03	AW297380.1	EST_HUMAN	UI-H-BW0-air-g-03-0-U1.s1 NCL_CGAP_Sub6 Homo sapiens cDNA clone IMAGE:2730413 3'
4397	17134	29765	0.97	2.0E-03	AI064746.1	EST_HUMAN	HA0507 Human fetal liver cDNA library Homo sapiens cDNA

Page 180 of 536  
Table 4

Single Exon Probes Expressed in Brain

Probe SEQ ID NO:	Exon SEQ ID NO:	ORF SEQ ID NO:	Expression Signal	Most Similar (Top) Hit BLAST E Value	Top Hit Accession No.	Top Hit Database Source	Top Hit Descriptor
4509	17244	29877	2.2	2.0E-03	L42512.1	NT	Drosophila melanogaster shortighted class 2 (shs) mRNA, complete cds
4509	17244	29878	2.2	2.0E-03	L42512.1	NT	Drosophila melanogaster shortighted class 2 (shs) mRNA, complete cds
4683	17397		1.84	2.0E-03	R87773.1	EST_HUMAN	yo45d02.s1 Soares adult brain N2b4HB55Y Homo sapiens cDNA clone IMAGE:180890 3'
4956	17692	30290	2.57	2.0E-03	AF003528.1	NT	Homo sapiens X-linked anhidrotic ectodermal dysplasia protein gene (EDA), exon 2 and flanking repeat regions
5092	17811	30427	1	2.0E-03	BE798380.1	EST_HUMAN	601583004F1 NIH_MGC_7 Homo sapiens cDNA clone IMAGE:3937560 5'
5399	18199	30893	1.38	2.0E-03	BF241410.1	EST_HUMAN	601876385F1 NIH_MGC_55 Homo sapiens cDNA clone IMAGE:4104692 5'
5540	25070	31245	2.09	2.0E-03	AB014593.1	NT	Homo sapiens mRNA for KIAA0693 protein, partial cds
5623	18420	31333	1.86	2.0E-03	U63711.1	NT	Xenopus laevis xerflin mRNA, complete cds
6019	18900	31760	3.58	2.0E-03	P29477	SWISSPROT	ATP-DEPENDENT NUCLEASE SUBUNIT B
6019	18900	31761	3.58	2.0E-03	P29477	SWISSPROT	ATP-DEPENDENT NUCLEASE SUBUNIT B
6253	19027	32001	2.17	2.0E-03	Q95203	SWISSPROT	CARBONIC ANHYDRASE-RELATED PROTEIN 2 PRECURSOR (CARP 2) (CA-RP II) (CA-XI)
6253	19027	32002	2.17	2.0E-03	Q95203	SWISSPROT	CARBONIC ANHYDRASE-RELATED PROTEIN 2 PRECURSOR (CARP 2) (CA-RP II) (CA-XI)
6255	19029	32004	7.5	2.0E-03	BF908187.1	EST_HUMAN	601987434F1 NIH_MGC_17 Homo sapiens cDNA clone IMAGE:4121408 5'
6291	19064	32046	2.44	2.0E-03	Q9UKP4	SWISSPROT	ADAM-TS 7 PRECURSOR (A DISINTEGRIN AND METALLOPROTEINASE WITH THROMBOSPONDIN MOTIFS 7) (ADAMTS-7) (ADAM-TS7)
6292	19065	32047	0.98	2.0E-03	AV709075.1	EST_HUMAN	AV709075 ADC Homo sapiens cDNA clone ADCAEF09 5'
6320	19090	32078	1.62	2.0E-03	XB4451.1	NT	L. esculentum mRNA for lysyl-tRNA synthetase (LysRS)
6506	19271		1.16	2.0E-03	AI991089.1	EST_HUMAN	wu36h09.x1 Soares Dieckgraefe_colon_NHCD Homo sapiens cDNA clone IMAGE:2522177 3' similar to SW_RL29_HUMAN P47914 60S RIBOSOMAL PROTEIN L29 ;contains element MSR1 repetitive element ;
6541	19306	32311	0.61	2.0E-03	AA677831.1	EST_HUMAN	z113a11.s1 Soares_fetal_liver_spleen_1NFLS_S1 Homo sapiens cDNA clone IMAGE:430662 3'
6862	17939	30876	1.52	2.0E-03	AB038502.1	NT	Caenorhabditis elegans mRNA for galectin LEC-11, complete cds
6939	19674	32720	0.6	2.0E-03	5031864	NT	Homo sapiens lipoma HMGIC fusion partner (LHFP) mRNA
6939	19674	32721	0.6	2.0E-03	5031864	NT	Homo sapiens lipoma HMGIC fusion partner (LHFP) mRNA
6981	19506	32531	3.55	2.0E-03	BE067996.1	EST_HUMAN	CM4-BT03666-061299-094-d01 BT0366 Homo sapiens cDNA
7044	19735	32795	0.58	2.0E-03	AI298983.1	EST_HUMAN	qm89d11.x1 NCL_CGAP_Lu5 Homo sapiens cDNA clone IMAGE:1699885 3'
7193	19879	32953	0.8	2.0E-03	F66569.1	EST_HUMAN	yx77g10.r1 Soares fetal liver spleen_1NFLS Homo sapiens cDNA clone IMAGE:114306 5'
7617	20188	33281	1.18	2.0E-03	P07354	SWISSPROT	PROTEOGLYCAN LINK PROTEIN PRECURSOR (CARTILAGE LINK PROTEIN)(LP)
7950	20645	33769	1.98	2.0E-03	AW592004.1	EST_HUMAN	h137b06.x1 Soares_NFL_T_GBC_S1 Homo sapiens cDNA clone IMAGE:2934035 3' similar to TR:Q160978 Q60976.JERKY.;
8116	20810	33944	6.07	2.0E-03	N20287.1	EST_HUMAN	yx42g06.s1 Soares melanocyte_2NblHM Homo sapiens cDNA clone IMAGE:264442 3' similar to contains L1.b2.L1 repetitive element;

Page 181 of 536  
Table 4

Single Exon Probes Expressed in Brain

Probe SEQ ID NO:	Exon SEQ ID NO:	ORF SEQ ID NO:	Expression Signal	Most Similar (Top) Hit BLAST E Value	Top Hit Accession No.	Top Hit Database Source	Top Hit Descriptor
8116	20810	33945	6.07	2.0E-03	N20287.1	EST_HUMAN	yx42g06.s1 Scores melanocyte 2NBHM Homo sapiens cDNA clone IMAGE:264442 3' similar to contains L1.b2 L1 repetitive element;
8162	20856	33987	0.54	2.0E-03	Q92350	SWISSPROT	HYPOTHETICAL 32.8 KD PROTEIN C6G9.05 IN CHROMOSOME 1
8184	20878	34015	1.19	2.0E-03	P19137	SWISSPROT	LAMININ ALPHA-1 CHAIN PRECURSOR (LAMININ A CHAIN)
8239	20933	34069	0.81	2.0E-03	6005855	NT	Homo sapiens Retina-derived POU-domain factor-1 (RPF-1), mRNA
8239	20933	34070	0.81	2.0E-03	6005855	NT	Homo sapiens Retina-derived POU-domain factor-1 (RPF-1), mRNA
8264	20958	34097	0.86	2.0E-03	AU136679.1	EST_HUMAN	AU136679 PLACE1 Homo sapiens cDNA clone PLACE1004839 5'
8318	21011		0.91	2.0E-03	AJ400877.1	NT	Homo sapiens ASCL3 gene, CEGP1 gene, C11orf14 gene, C11orf15 gene, C11orf16 gene and C11orf17 gene
8570	21262	34400	0.54	2.0E-03	AB035256.1	NT	Oryziblagus cuticulus mRNA for eukaryotic polypeptide chain release factor 3, partial cds
9094	18419	31331	0.74	2.0E-03	AW798111.1	EST_HUMAN	MIR2-UM0025-300300-102-402 UM0025 Homo sapiens cDNA
9094	18419	31332	0.74	2.0E-03	AW798111.1	EST_HUMAN	MIR2-UM0025-300300-102-402 UM0025 Homo sapiens cDNA
9139	21827	34892	0.94	2.0E-03	AF224669.1	NT	Homo sapiens mannosidase, beta A, lysosomal (MANBA) gene, and ubiquitin-conjugating enzyme E2D 3 (UBE2D3) genes, complete cds
9426	22104	35276	0.99	2.0E-03	H50832.1	EST_HUMAN	yp86a09.s1 Scores fetal liver spleen 1NFLS Homo sapiens cDNA clone IMAGE:194296 3'
9426	22104	35277	0.99	2.0E-03	H50832.1	EST_HUMAN	yp86a09.s1 Scores fetal liver spleen 1NFLS Homo sapiens cDNA clone IMAGE:194296 3'
9458	22008	35178	3.46	2.0E-03	P24821	SWISSPROT	TENASCIN PRECURSOR (TN) (HEXABRACHION) (CYTOTACTIN) (NEURONECTIN) (GMEM) (JI) (MIOTENDINOUS ANTIGEN) (GLIOMA-ASSOCIATED-EXTRACELLULAR MATRIX ANTIGEN) (GP 150-225) (TENASCIN-C) (TN-C)
9566	22219	35404	1.38	2.0E-03	P48982	SWISSPROT	BETA-GALACTOSIDASE PRECURSOR (LACTASE)
9566	22219	35405	1.38	2.0E-03	P48982	SWISSPROT	BETA-GALACTOSIDASE PRECURSOR (LACTASE)
9623	22276	35484	0.53	2.0E-03	AF097732.1	NT	Homo sapiens caspase recruitment domain-containing protein (BCL10) gene, complete cds
9623	22276	35465	0.53	2.0E-03	AF097732.1	NT	Homo sapiens caspase recruitment domain-containing protein (BCL10) gene, complete cds
9815	22466	35666	0.81	2.0E-03	AW884269.1	EST_HUMAN	QV3-OT0084-060400-144-e01 OT0084 Homo sapiens cDNA
9942	22590		5.75	2.0E-03	AA261376.1	EST_HUMAN	zs10a06.s1 NCI_CGAP_GCB1 Homo sapiens cDNA clone IMAGE:684754 3'
10506	23152	36377	0.45	2.0E-03	AW361176.1	EST_HUMAN	RC1-CT0251-141099-012-401 CT0251 Homo sapiens cDNA
10506	23152	36378	0.45	2.0E-03	AW361176.1	EST_HUMAN	RC1-CT0251-141099-012-401 CT0251 Homo sapiens cDNA
10638	23618		2.97	2.0E-03	M86524.1	NT	Human dystrophin gene
11470	20188	33281	2.56	2.0E-03	P07354	SWISSPROT	PROTEOGLYCAN LINK PROTEIN PRECURSOR (CARTILAGE LINK PROTEIN) (LP)
11531	24131		2.14	2.0E-03	BF330909.1	EST_HUMAN	RC3-BT0333-310800-115-g04 BT0333 Homo sapiens cDNA
11538	24138	37446	9.1	2.0E-03	Z11740.1	NT	H.sapiens variable number tandem repeat (VNTR) locus DNA
11909	24473		3.23	2.0E-03	AI625745.1	EST_HUMAN	ly65l03.x1 NCI_CGAP_K1d11 Homo sapiens cDNA clone IMAGE:2283989 3' similar to SW:VATG_MANSE
11926	24487	37807	2.41	2.0E-03	AF157516.2	NT	Q25592 VACUOLAR ATP SYNTHASE SUBUNIT G; Homo sapiens SEL1L (SEL1L) gene, partial cds

Page 182 of 536  
Table 4

Single Exon Probes Expressed in Brain

Probe SEQ ID NO:	Exon SEQ ID NO:	ORF SEQ ID NO:	Expression Signal	Most Similar (Top) Hit BLAST E Value	Top Hit Accession No.	Top Hit Database Source	Top Hit Descriptor
11949	24502	37810	2.41	2.0E-03	A1084325.1	EST_HUMAN	oy43q06.s1 Soares_parathyroid_tumor_NbHPA Homo sapiens cDNA clone IMAGE:1668634 3' similar to TR:P97535 P97535 PS-PLA1 PRECURSOR. ;
11972	17907		9.37	2.0E-03	AJ245167.1	NT	Camelus dromedarius cvrp19 gene for immunoglobulin heavy chain variable region
12172	25381		2.99	2.0E-03	AV697968.1	EST_HUMAN	AV697968 GKC Homo sapiens cDNA clone GKCGX005 5'
12262	24707	31050	1.76	2.0E-03	Y00508.1	NT	H_sapiens M1 gene for muscarinic acetylcholine receptor
12433	25224		1.48	2.0E-03	A1375037.1	EST_HUMAN	ta66f02.x1 Soares_total_fetus_Nb2HF8 Sw Homo sapiens cDNA clone IMAGE:2046051 3' similar to contains Alu repetitive element;
12542	24882		1.64	2.0E-03	AF129756.1	NT	Homo sapiens MSH55 gene, partial cds; and CLIC1, DDAH, G6b, G6c, G6d, G6e, G6f, BAT6, G6b, CSK2B, BAT4, G4, Apo M, BAT3, BAT2, AIF-1, 1C7, LST-1, LTB, TNF, and LTA genes, complete cds
12713	25175		2.65	2.0E-03	AV697968.1	EST_HUMAN	AV697968 GKC Homo sapiens cDNA clone GKCGX005 5'
429	13215	25860	1.28	1.0E-03	H98471.1	EST_HUMAN	y68c08.r1 Soares_pitneal_gland_N3HPG Homo sapiens cDNA clone IMAGE:232334 5'
810	13581	26248	2.31	1.0E-03	A1720263.1	EST_HUMAN	as70b08.x1 Soares_barstead_colon_HPLRB7 Homo sapiens cDNA clone IMAGE:2334039 3' similar to TR:Q13825
810	13581	26249	2.31	1.0E-03	A1720263.1	EST_HUMAN	as70b08.x1 Barstead colon HPLRB7 Homo sapiens cDNA clone IMAGE:2334039 3' similar to TR:Q13825
1073	13831	26489	3.76	1.0E-03	A1865788.1	EST_HUMAN	Q13825 AU-BINDING PROTEIN/ENYOYL-COA HYDRATASE. ;
1093	13851	26510	1.78	1.0E-03	A1954572.1	EST_HUMAN	Q13825 AU-BINDING PROTEIN/ENYOYL-COA HYDRATASE. ;
2021	14756	27486	3.38	1.0E-03	P47802	SWISSPROT	Q13825 AU-BINDING PROTEIN/ENYOYL-COA HYDRATASE. ;
2160	14880	27614	12.13	1.0E-03	AJ131016.1	NT	Q13825 AU-BINDING PROTEIN/ENYOYL-COA HYDRATASE. ;
2979	15745	28993	1.37	1.0E-03	AB033117.1	NT	Q13825 AU-BINDING PROTEIN/ENYOYL-COA HYDRATASE. ;
3186	15949	28599	2.21	1.0E-03	P18915	SWISSPROT	Q13825 AU-BINDING PROTEIN/ENYOYL-COA HYDRATASE. ;
3186	15949	28600	2.21	1.0E-03	P18915	SWISSPROT	Q13825 AU-BINDING PROTEIN/ENYOYL-COA HYDRATASE. ;
3656	16409		1.65	1.0E-03	AB044400.1	NT	Q13825 AU-BINDING PROTEIN/ENYOYL-COA HYDRATASE. ;
4402	17139	29767	1.28	1.0E-03	BE939162.1	EST_HUMAN	Q13825 AU-BINDING PROTEIN/ENYOYL-COA HYDRATASE. ;
4441	17177	29803	4.05	1.0E-03	BE246636.1	EST_HUMAN	Q13825 AU-BINDING PROTEIN/ENYOYL-COA HYDRATASE. ;
4615	17350	29985	0.84	1.0E-03	U28449.1	NT	Q13825 AU-BINDING PROTEIN/ENYOYL-COA HYDRATASE. ;
4773	17505	30127	1.68	1.0E-03	A1073485.1	EST_HUMAN	Q13825 AU-BINDING PROTEIN/ENYOYL-COA HYDRATASE. ;
4773	17505	30128	1.68	1.0E-03	A1073485.1	EST_HUMAN	Q13825 AU-BINDING PROTEIN/ENYOYL-COA HYDRATASE. ;
4774	17508		4.29	1.0E-03	BE154067.1	EST_HUMAN	Q13825 AU-BINDING PROTEIN/ENYOYL-COA HYDRATASE. ;
5018	17739	30348	7.24	1.0E-03	O46408	SWISSPROT	Q13825 AU-BINDING PROTEIN/ENYOYL-COA HYDRATASE. ;

Single Exon Probes Expressed in Brain

Probe SEQ ID NO:	Exon SEQ ID NO:	ORF SEQ ID NO:	Expression Signal	Most Similar (Top) Hit BLAST E Value	Top Hit Accession No.	Top Hit Database Source	Top Hit Descriptor
6225	18032	30658	1.87	1.0E-03	AA280951.1	EST_HUMAN	zs44f01.r1 NCI_CGAP_GCB1 Homo sapiens cDNA clone IMAGE:700345 5'
5317	18121	30778	3.12	1.0E-03	AJ006345.1	NT	Homo sapiens KVLQ11 gene
5369	18170	30856	1.85	1.0E-03	K03332.1	NT	Epstein-Barr virus (AG876 isolate) U2-IR2 domain encoding nuclear protein EBNA2, complete cds
5369	18170	30857	1.85	1.0E-03	K03332.1	NT	Epstein-Barr virus (AG876 isolate) U2-IR2 domain encoding nuclear protein EBNA2, complete cds
5485	18284	31182	0.83	1.0E-03	BET96491.1	EST_HUMAN	601589841F1 NIH_MGC_7 Homo sapiens cDNA clone IMAGE:3943954 5'
5491	18280	31187	2.07	1.0E-03	Q02388	SWISSPROT	COLLAGEN ALPHA 1(VII) CHAIN PRECURSOR (LONG-CHAIN COLLAGEN) (LC COLLAGEN)
5546	18343	31251	0.67	1.0E-03	N41974.1	EST_HUMAN	yy07h06.r1 Soares melanocyte 2NBHM Homo sapiens cDNA clone IMAGE:270587 5' similar to contains element MER6 repetitive element;
5546	18343	31252	0.67	1.0E-03	N41974.1	EST_HUMAN	yy07h06.r1 Soares melanocyte 2NBHM Homo sapiens cDNA clone IMAGE:270587 5' similar to contains element MER6 repetitive element;
6930	18714	X07699.1	2.75	1.0E-03	X07699.1	NT	Mouse nucleolin gene
5988	18780	31711	1.07	1.0E-03	BE863939.2	EST_HUMAN	601857818R1 NIH_MGC_88 Homo sapiens cDNA clone IMAGE:3875693 3'
6099	18877		8.78	1.0E-03	11528176	NT	Homo sapiens T-cell lymphoma invasion and metastasis 1 (TIAM1), mRNA
6242	19016	31990	1.14	1.0E-03	T87761.1	EST_HUMAN	yd93a11.r1 Soares fetal liver spleen 1NFLS Homo sapiens cDNA clone IMAGE:116772 5'
6315	19086		1.7	1.0E-03	AW802685.1	EST_HUMAN	QV3-NN1024-260400-171-g05 NN1024 Homo sapiens cDNA
6657	19418	32432	1.37	1.0E-03	L77570.1	NT	Homo sapiens D(George syndrome critical region, centromeric end
7062	19743	32605	2.54	1.0E-03	D16828.1	NT	Human gene for fourth somatostatin receptor subtype
7638	20209	33308	1.8	1.0E-03	U52111.2	NT	Homo sapiens X28 region near ALD locus containing dual specificity phosphatase 9 (DUSP9), ribosomal protein L18a (RPL18a), Ca2+/Calmodulin-dependent protein kinase I (CAMKI), creatine transporter (CRTTR), CDM protein (CDM), adrenoleukodystrophy protein >
7608	20274	33382	3.37	1.0E-03	M63376.1	NT	Human TRPM-2 protein gene, exons 1, 2 and 3
7656	20320	33429	0.98	1.0E-03	BE880044.1	EST_HUMAN	601491081F1 NIH_MGC_69 Homo sapiens cDNA clone IMAGE:3893276 5'
7789	20484	33608	0.83	1.0E-03	AF274581.1	NT	Homo sapiens prolactin-releasing peptide receptor: gene, 5' flanking region
7850	20545	33673	5.18	1.0E-03	AJ251973.1	NT	Homo sapiens partial steerh-1 gene
8043	20737	33870	1	1.0E-03	AA122270.1	EST_HUMAN	zh07c09.s1 Soares_pregnant_uterus_NbhIPU Homo sapiens cDNA clone IMAGE:490788 3' similar to contains L1.1 L1 repetitive element;
8142	20836	33968	1.94	1.0E-03	AF153990.1	NT	Homo sapiens exostosin-like protein 1 (EXTL1) gene, exons 2 through 11, and complete cds
8328	21022	34158	0.68	1.0E-03	U29597.1	NT	Rattus norvegicus plasma membrane Ca2+ ATPase isoform 3 (PMCA3) gene, 5' flanking region
8492	21184	34326	0.61	1.0E-03	AA001613.1	EST_HUMAN	zh82a06.s1 Soares_fetal_liver_spleen_1NFLS_S1 Homo sapiens cDNA clone IMAGE:427810 3'
8492	21184	34327	0.61	1.0E-03	AA001613.1	EST_HUMAN	zh82e06.s1 Soares_fetal_liver_spleen_1NFLS_S1 Homo sapiens cDNA clone IMAGE:427810 3'
8842	21534		1.36	1.0E-03	Y11204.1	NT	V.carteti gene encoding volvoxopsin
8869	21560	34705	0.62	1.0E-03	AW840353.1	EST_HUMAN	CM3-LT0079-170200-092-e07 LT0079 Homo sapiens cDNA

Page 184 of 536  
Table 4

Single Exon Probes Expressed in Brain

Probe SEQ ID NO:	Exon SEQ ID NO:	ORF SEQ ID NO:	Expression Signal	Most Similar (Top) Hit BLAST E Value	Top Hit Accession No.	Top Hit Database Source	Top Hit Descriptor
8978	21668		0.58	1.0E-03	U52111.2	NT	Homo sapiens X28 region near ALD locus containing dual specificity phosphatase 9 (DUSP9), ribosomal protein L18a (RPL18a), Ca2+/Calmodulin-dependent protein kinase I (CAMKI), creatine transporter (CRTR), CDM protein (CDM), adrenoleukodystrophy protein >
9017	21707	34858	3.98	1.0E-03	M30471.1	NT	Human class III alcohol dehydrogenase (ADH5) chi subunit mRNA, complete cds
9017	21707	34859	3.98	1.0E-03	M30471.1	NT	Human class III alcohol dehydrogenase (ADH5) chi subunit mRNA, complete cds
9507	22160	35340	1.96	1.0E-03	AF011400.1	NT	Thermotoga neopolitana alpha-1,6-galactosidase (sgIA) gene, complete cds
9507	22160	35341	1.96	1.0E-03	AF011400.1	NT	Thermotoga neopolitana alpha-1,6-galactosidase (sgIA) gene, complete cds
9720	22371	35570	0.81	1.0E-03	Q01129	SW/ISSPROT	BONE PROTEOGLYCAN II PRECURSOR (PG-S2) (DECORIN) (PG-40) (DERMATAN SULFATE) (DSPG)
10063	22711	35929	0.65	1.0E-03	AF003529.1	NT	Homo sapiens glypican 3 (GPC3) gene, partial cds and flanking repeat regions
10068	22716		0.75	1.0E-03	AF097485.1	NT	Homo sapiens transducin beta-like 2 (TBL2) gene, complete cds
10214	22862	36076	1.72	1.0E-03	A1024360.1	EST_HUMAN	ov75f08.x1 Soares_testis_NHT Homo sapiens cDNA clone IMAGE:1643175 3' similar to contains MER39.bt1 MER39 MER39 repetitive element ; ag93f12.s1 Stratagene hNT neuron (#937233) Homo sapiens cDNA clone IMAGE:1142063 3' similar to contains Alu repetitive element;
10503	23149		0.46	1.0E-03	AA706202.1	EST_HUMAN	contains Alu repetitive element;
10563	23269	36495	1.79	1.0E-03	AW362393.1	EST_HUMAN	RC1-CT0278-181099-011-a09 CT0278 Homo sapiens cDNA
10563	23269	36496	1.79	1.0E-03	AW362393.1	EST_HUMAN	RC1-CT0278-181099-011-a09 CT0278 Homo sapiens cDNA
10651	23342	39580	2.78	1.0E-03	BE170869.1	EST_HUMAN	QV3-HT0543-220300-130-a03 HT0543 Homo sapiens cDNA
10726	23413		3.29	1.0E-03	A1589847.1	EST_HUMAN	tt73e12.x1 NCI_CGAP_HSC3 Homo sapiens cDNA clone IMAGE:2246446 3' similar to TR:Q26195 Q26195 PVA1 GENE. ;
10808	23491	36727	1.36	1.0E-03	AW237482.1	EST_HUMAN	xm72412.x1 NCI_CGAP_Kid11 Homo sapiens cDNA clone IMAGE:2688761 3'
11108	23776		3.05	1.0E-03	AV759949.1	EST_HUMAN	AV759949 MDS Homo sapiens cDNA clone MDSDDF11 5'
11905	24470	37805	4.48	1.0E-03	BE894488.1	EST_HUMAN	601433087FT NIH_MGC_72 Homo sapiens cDNA clone IMAGE:3918524 5'
12124	24616		1.38	1.0E-03	AV731520.1	EST_HUMAN	AV731520 HTF Homo sapiens cDNA clone HTFAJG06 5'
12371	25342		1.98	1.0E-03	A1347355.1	EST_HUMAN	tc05h11.x1 NCI_CGAP_Co16 Homo sapiens cDNA clone IMAGE:2063013 3' similar to contains Alu repetitive element;
12478	25365	30612	7.05	1.0E-03	BE780572.1	EST_HUMAN	601468878F1 NIH_MGC_67 Homo sapiens cDNA clone IMAGE:3872035 6'
12821	25187	30809	1.37	1.0E-03	AW847341.1	EST_HUMAN	RC0-CT0205-240999-021-d02 CT0205 Homo sapiens cDNA
5130	17848	30465	0.7	9.0E-04	P06548	SWISSPROT	LINE-1 REVERSE TRANSCRIPTASE HOMOLOG
6596	18391		1.28	9.0E-04	P06727	SWISSPROT	APOLIPOPROTEIN A-IV PRECURSOR (APO-AIV)
6189	18942		0.6	9.0E-04	AJ006345.1	NT	Homo sapiens KVLQT1 gene
6395	19164	32165	0.98	9.0E-04	P02381	SWISSPROT	MITOCHONDRIAL RIBOSOMAL PROTEIN VAR1
9543	22196		1.42	9.0E-04	AB037203.1	NT	Glycyrrhiza glabra GgBAS1 mRNA for beta-amyrin synthase, complete cds
1471	14218		1.02	8.0E-04	X96469.1	NT	X.laevi mRNA for C4SR protein

Page 185 of 536  
Table 4  
Single Exon Probes Expressed in Brain

Probe SEQ ID NO:	Exon SEQ ID NO:	ORF SEQ ID NO:	Expression Signal	Most Similar (Top) Hit BLAST E Value	Top Hit Accession No.	Top Hit Database Source	Top Hit Descriptor
4159	16999		4.37	8.0E-04	P08547	SWISSPROT	LINE-1 REVERSE TRANSCRIPTASE HOMOLOG
4713	17445	30078	2.39	8.0E-04	U29186.1	NT	Homo sapiens prion protein (PrP) gene, complete cds
11092	23762		2.93	8.0E-04	AA77084.1	EST_HUMAN	z24c10.s1 Soares_fetal_heart_NbrH19W Homo sapiens cDNA clone IMAGE:377874 3'
11266	23928		1.96	8.0E-04	A1571099.1	EST_HUMAN	In85a08.x1 NCI_CGAP_U12 Homo sapiens cDNA clone IMAGE:2176310 3'
2388	15119	27866	0.97	7.0E-04	U29186.1	NT	Homo sapiens prion protein (PrP) gene, complete cds
2716	16426	28164	1.19	7.0E-04	AL163210.2	NT	Homo sapiens chromosome 21 segment HS21C010
3274	16035	28695	1	7.0E-04	4885170	NT	Homo sapiens chromosome X open reading frame 6 (CXORF6) mRNA
6005	18786	31748	0.94	7.0E-04	AA516212.1	EST_HUMAN	rg65g12.s1 NCI_CGAP_Lp2 Homo sapiens cDNA clone IMAGE:939718 similar to contains L1.b3 L1 L1 repetitive element;
6420	19188		2.47	7.0E-04	A1769331.1	EST_HUMAN	wg96f09.x1 Soares_NSF_F8_9W_OT_PA_P_S1 Homo sapiens cDNA clone IMAGE:2367208 3'
7128	18816		0.78	7.0E-04	AK024445.1	NT	Homo sapiens mRNA for FLJ0035 protein, partial cds
9703	22354	35549	0.53	7.0E-04	P13497	SWISSPROT	BONE MORPHOGENETIC PROTEIN 1 PRECURSOR (BMP-1)
9703	22354	35550	0.53	7.0E-04	P13497	SWISSPROT	BONE MORPHOGENETIC PROTEIN 1 PRECURSOR (BMP-1)
11557	24156		2.28	7.0E-04	U78027.1	NT	Homo sapiens Brulon's tyrosine kinase (BTK), alpha-D-galactosidase A (GLA), L44-like ribosomal protein (L44L) and FTP3 (FTP3) genes, complete cds
11686	24165	37500	4.04	7.0E-04	Z40561.1	EST_HUMAN	HSC28A072 normalized infant brain cDNA Homo sapiens cDNA clone c-28a07 3'
12642	24938		2.31	7.0E-04	R17336.1	EST_HUMAN	yg13c06.r1 Soares_infant_brain_1N1B Homo sapiens cDNA clone IMAGE:32288 5'
12669	24964		5.98	7.0E-04	6005855	NT	Homo sapiens Retina-derived POU-domain factor-1 (RPF-1), mRNA
3941	16691	29329	1.83	6.0E-04	A1662825.1	EST_HUMAN	wj16a11.x1 NCI_CGAP_Kid12 Homo sapiens cDNA clone IMAGE:2402878 3'
4068	16812	29440	0.78	6.0E-04	K01315.1	NT	Homo sapiens epsilon-1 pseudogene (IGHEP1) gene, 5' flanking region
4068	16812	29441	0.78	6.0E-04	K01315.1	NT	Homo sapiens epsilon-1 pseudogene (IGHEP1) gene, 5' flanking region
4162	16902	29531	3.79	6.0E-04	U45983.1	NT	Homo sapiens CCR8 chemokine receptor (CMKBR8) gene, complete cds
7478	20151	33245	0.61	6.0E-04	Q156034	SWISSPROT	HYPOTHETICAL PROTEIN KIAA0032
7765	20461		3.33	6.0E-04	P45408	SWISSPROT	GLUCOSE TRANSPORTER TYPE 5, SMALL INTESTINE (FRUCTOSE TRANSPORTER)
7914	20609		0.62	6.0E-04	H92947.1	EST_HUMAN	yg4c11.s1 Soares_pineal_gland_N3HPG Homo sapiens cDNA clone IMAGE:231956 3' similar to contains LOR1 repetitive element;
9880	22530		3.5	6.0E-04	AL048507.2	EST_HUMAN	DKFZp586M2024_1 586 (synonym: huter1) Homo sapiens cDNA clone DKFZp586M2024
9980	22628	35637	2.26	6.0E-04	BE005850.1	EST_HUMAN	RC2-BN0120-260400-012-h11 BN0120 Homo sapiens cDNA
10238	22866		0.71	6.0E-04	AF287478.1	NT	Lycenchinus variegatus embryonic blastocoelar extracellular matrix protein precursor (ECM3) mRNA, complete cds
11467	24070	37378	2.93	6.0E-04	AJ228042.1	NT	Homo sapiens 959 kb contig between AML1 and CBR1 on chromosome 21q22, segment 2/3
11568	24157	37467	3.46	6.0E-04	AW013847.1	EST_HUMAN	UIH-B10-eab-e-09-U1.s1 NCI_CGAP_Sub1 Homo sapiens cDNA clone IMAGE:2708826 3'
11636	24233		2.17	6.0E-04	Q01768	SWISSPROT	NUCLEOSIDE DIPHOSPHATE KINASE B (NDK B) (NDP KINASE B) (NM23-M2) (P18)
12082	25249		2.81	6.0E-04	AW360519.1	EST_HUMAN	RC1-HT0269-281169-012-408 HT0269 Homo sapiens cDNA

Page 186 of 536  
Table 4

Single Exon Probes Expressed in Brain

Probe SEQ ID NO:	Exon SEQ ID NO:	ORF SEQ ID NO:	Expression Signal	Most Similar (Top) Hit BLAST E Value	Top Hit Accession No.	Top Hit Database Source	Top Hit Descriptor
12816	25058		1.34	6.0E-04	A1817088.1	EST_HUMAN	w176g11.x1 NCI_CGAP_Lu19 Homo sapiens cDNA clone IMAGE:2408804 3' similar to contains element L1 repetitive element ;
638	13415	26051	6.81	5.0E-04	O10341	SWISSPROT	HYPOTHEICAL 29.3 KD PROTEIN (ORF92)
1490	14237		1.4	5.0E-04	AW851844.1	EST_HUMAN	QV0-CT0225-021099-030-e07 CT0225 Homo sapiens cDNA
3408	16168	28815	1.35	5.0E-04	AA548931.1	EST_HUMAN	nk27e11.s1 NCI_CGAP_Co11 Homo sapiens cDNA clone IMAGE:1014764 3' similar to contains Alu repetitive element ;
3704	16457	29096	2.32	5.0E-04	Q9UKP4	SWISSPROT	ADAM-TS 7 PRECURSOR (A DISINTEGRIN AND METALLOPROTEINASE WITH THROMBOSPONDIN MOTIFS 7) (ADAMTS-7) (ADAM-TS7)
5386	18186	30877	2.99	5.0E-04	AF248054.1	NT	Bos taurus micromolar calcium activated neutral protease 1 (CAPN1) gene, exons 11-20, and partial cds
6632	19298	32303	7.89	5.0E-04	AA156080.1	EST_HUMAN	z033b08.r1 Stragene colon (#937204) Homo sapiens cDNA clone IMAGE:688663 5'
7276	19960	33037	3.75	5.0E-04	M23604.1	NT	Gorilla gorilla Involucrin gene medium allele, complete cds
7856	20551	33677	5.2	5.0E-04	A1188382.1	EST_HUMAN	qd13f06.x1 Soares_placenta_8b9weeks_2NbHP8c9w Homo sapiens cDNA clone IMAGE:1723619 3' similar to gb:X61602_cds1 VASCULAR ENDOTHELIAL GROWTH FACTOR RECEPTOR 1 (HUMAN);contains Alu repetitive element ;
8202	20896	34033	0.96	5.0E-04	AA814519.1	EST_HUMAN	cb86602.s1 NCI_CGAP_GOB1 Homo sapiens cDNA clone IMAGE:1339226 3' similar to contains element MER22 repetitive element ;
9177	21847	35013	1.39	5.0E-04	AA846545.1	EST_HUMAN	ej56h03.s1 Soares_testis_NHT Homo sapiens cDNA clone IMAGE:1394357 3'
9271	22025	35195	0.68	5.0E-04	N83765.1	EST_HUMAN	KK2749F Human fetal heart, Lambda ZAP Express Homo sapiens cDNA clone KK2745 5' similar to REPETITIVE ELEMENT
9418	22066	35288	1.44	5.0E-04	P29126	SWISSPROT	BIFUNCTIONAL ENDO-1,4-BETA-XYLANASE XYLA PRECURSOR
9509	22162	35344	4.1	5.0E-04	AV270938.1	EST_HUMAN	xs06602.x1 NCI_CGAP_Kid11 Homo sapiens cDNA clone IMAGE:2798898 3'
10177	22825		0.48	5.0E-04	U50871.1	NT	Human familial Alzheimer's disease (STM2) gene, complete cds
10897	23577		2.38	5.0E-04	AL048507.2	EST_HUMAN	DKFZp586M2024_r1 586 (synonym: huter) Homo sapiens cDNA clone DKFZp586M2024
11713	18186	30877	14.08	5.0E-04	AF248054.1	NT	Bos taurus micromolar calcium activated neutral protease 1 (CAPN1) gene, exons 11-20, and partial cds
12020	25184		6.04	5.0E-04	AA568513.1	EST_HUMAN	nr15f02.s1 NCI_CGAP_P1 Homo sapiens cDNA clone IMAGE:913876
658	13435	26076	1.46	4.0E-04	U32748.1	NT	Haemophilus influenzae Rd section 65 of 163 of the complete genome
827	13597	26267	1.79	4.0E-04	A1720263.1	EST_HUMAN	as70b08.x1 Barstead colon HPLRB7 Homo sapiens cDNA clone IMAGE:2334039 3' similar to TR:Q13825 Q13825 AU-BINDING PROTEIN/ENYOYL-COOA HYDRATASE. ;
827	13597	26268	1.79	4.0E-04	A1720263.1	EST_HUMAN	as70b08.x1 Barstead colon HPLRB7 Homo sapiens cDNA clone IMAGE:2334039 3' similar to TR:Q13825 Q13825 AU-BINDING PROTEIN/ENYOYL-COOA HYDRATASE. ;
1449	14196	26860	3.18	4.0E-04	AW753359.1	EST_HUMAN	RC3-CT0254-130100-023-f01 CT0254 Homo sapiens cDNA
2075	14807	27538	1.81	4.0E-04	AL163278.2	NT	Homo sapiens chromosome 21 segment HS21C078



Single Exon Probes Expressed In Brain

Probe SEQ ID NO:	Exon SEQ ID NO:	ORF SEQ ID NO:	Expression Signal	Most Similar (Top) Hit BLAST E Value	Top Hit Accession No.	Top Hit Database Source	Top Hit Descriptor
2129	14960		1	4.0E-04	AL046704.1	EST_HUMAN	DKFZp434D069_t1_434 (synonym: hness3) Homo sapiens cDNA clone DKFZp434D069 5'
2833	15345	28088	2.21	4.0E-04	O96615	SWISSPROT	SERIGIN-2 (SILK GUM PROTEIN 2)
3162	15925	28572	0.95	4.0E-04	AF281074.1	NT	Homo sapiens neuropilin 2 (NRP2) gene, complete cds, alternatively spliced
4289	17028	28653	3.18	4.0E-04	AA576631.1	EST_HUMAN	nh10a10.s1 NCI_CGAP_Cot1 Homo sapiens cDNA clone IMAGE:951930 3' similar to gb:M21121 T-CELL SPECIFIC RANTES PROTEIN PRECURSOR (HUMAN);
4289	17028	28654	3.18	4.0E-04	AA576631.1	EST_HUMAN	nh10a10.s1 NCI_CGAP_Cot1 Homo sapiens cDNA clone IMAGE:951930 3' similar to gb:M21121 T-CELL SPECIFIC RANTES PROTEIN PRECURSOR (HUMAN);
4500	17298	28668	1.76	4.0E-04	AA086324.1	EST_HUMAN	zn61c08.s1 Stralagene muscle 937209 Homo sapiens cDNA clone IMAGE:562870 3'
5028	17748	30360	3.1	4.0E-04	BE560860.1	EST_HUMAN	601345895F1 NH_MGC_8 Homo sapiens cDNA clone IMAGE:3878910 5'
7168	19855	32925	1.3	4.0E-04	P48442	SWISSPROT	EXTRACELLULAR CALCIUM-SENSING RECEPTOR PRECURSOR (CASR) (PARATHYROID CELL CALCIUM-SENSING RECEPTOR)
7434	20111		0.76	4.0E-04	AL161566.2	NT	Arabidopsis thaliana DNA chromosome 4, contig fragment No. 66
7618	20284	33384	0.58	4.0E-04	AU120789.1	EST_HUMAN	AU120789 MAMMA1 Homo sapiens cDNA clone MAMMA1001620 5'
8434	21127	34284	1.07	4.0E-04	BF240712.1	EST_HUMAN	601876986F1 NH_MGC_55 Homo sapiens cDNA clone IMAGE:4089700 5'
8442	21134	34270	1.5	4.0E-04	N25607.1	EST_HUMAN	y39e12.t1 Soares melanocyte 2N6HM Homo sapiens cDNA clone IMAGE:264142 5'
9590	22243	35426	3.24	4.0E-04	AI025699.1	EST_HUMAN	ov87h03.s1 Soares testis NHT Homo sapiens cDNA clone IMAGE:1644341 3'
9740	22391		1.22	4.0E-04	AF022855.1	NT	Mus musculus neuropilin-2(e17) mRNA, alternatively spliced, complete cds
12380	25157		2.05	4.0E-04	AF284822.1	NT	Homo sapiens SMARCA4 isoform (SMARCA4) gene, complete cds, alternatively spliced
152	12967	25608	3.46	3.0E-04	AL119426.1	EST_HUMAN	DKFZp761J221_t1_761 (synonym: hamy2) Homo sapiens cDNA clone DKFZp761J221 5'
190	13003	25844	2.24	3.0E-04	P49259	SWISSPROT	180 KD SECRETORY PHOSPHOLIPASE A2 RECEPTOR PRECURSOR (PLA2-R)
860	13629	26300	1.32	3.0E-04	U83991.1	NT	Human short chain acyl CoA dehydrogenase gene, exons 1 and 2
1831	14570	27282	1.08	3.0E-04	AI262100.1	EST_HUMAN	q228c03.y1 NCI_CGAP_Kid11 Homo sapiens cDNA clone IMAGE:2028197 5'
1848	14584		1.21	3.0E-04	AI399674.1	EST_HUMAN	ft23a02.x1 NCI_CGAP_P28 Homo sapiens cDNA clone IMAGE:2119082 3'
3303	16084	28712	3.43	3.0E-04	P25147	SWISSPROT	INTERVALIN B PRECURSOR
3308	16088	28717	0.7	3.0E-04	AA203342.1	EST_HUMAN	z556g04.t1 Soares fetal_liver spleen_1NFLS_s1 Homo sapiens cDNA clone IMAGE:446478 5'
3946	16696	28335	4.07	3.0E-04	P49448	SWISSPROT	GLUTAMATE DEHYDROGENASE 2 PRECURSOR (GDH)
4034	16779		1.33	3.0E-04	AJ271795.1	NT	Homo sapiens Xa pseudocautosomal region; segment 1/2
4072	16816		1.12	3.0E-04	BE140609.1	EST_HUMAN	RCO-HT0014-310589-028 HT0014 Homo sapiens cDNA
4766	17498		4.72	3.0E-04	BE163778.1	EST_HUMAN	PMO-HT0339-160200-007-g12 HT0339 Homo sapiens cDNA
4827	17558	30180	0.95	3.0E-04	BE163778.1	EST_HUMAN	QV3-DT0045-221289-046-d09 DT0045 Homo sapiens cDNA
5093	17782	30399	0.96	3.0E-04	AA613145.1	EST_HUMAN	nq08g08.s1 NCI_CGAP_Lu1 Homo sapiens cDNA clone IMAGE:1143328 3'
6052	18832		7.86	3.0E-04	AL163281.2	NT	Homo sapiens chromosome 21 segment HS21C081
6822	19558	32566	2.62	3.0E-04	AL163278.2	NT	Homo sapiens chromosome 21 segment HS21C078
7491	20163	33256	0.84	3.0E-04	P23468	SWISSPROT	PROTEIN-TYROSINE PHOSPHATASE DELTA PRECURSOR (R-PTP-DELTA)

Page 188 of 536  
Table 4

Single Exon Probes Expressed in Brain

Probe SEQ ID NO:	Exon SEQ ID NO:	ORF SEQ ID NO:	Expression Signal	Most Similar (Top) Hit BLAST E Value	Top Hit Accession No.	Top Hit Database Source	Top Hit Descriptor
8157	20851	33983	3.23	3.0E-04	P22607	SWISSPROT	FIBROBLAST GROWTH FACTOR RECEPTOR 3 PRECURSOR (FGFR-3)
9820	22471	35673	1.34	3.0E-04	AA454055.1	EST_HUMAN	z448d08.t1 Soares_testis_NHT Homo sapiens cDNA clone IMAGE:795471 5' similar to gb:M62762
10078	22726	35943	0.85	3.0E-04	A1892139.1	EST_HUMAN	VACUOLAR ATP SYNTHASE 16 KD PROTEOLIPID SUBUNIT (HUMAN); w776a11.x1 Soares_thymus_NHT Homo sapiens cDNA clone IMAGE:2513276 3'
10358	23003	38220	3.73	3.0E-04	AA781201.1	EST_HUMAN	aj24g05.s1 Soares_testis_NHT Homo sapiens cDNA clone 1391288 3' similar to gb:M36072 60S
10495	23141	36387	0.54	3.0E-04	P13816	SWISSPROT	RIBOSOMAL PROTEIN L7A (HUMAN); GLUTAMIC ACID-RICH PROTEIN PRECURSOR
11655	24154	37466	1.38	3.0E-04	4501960	NT	Homo sapiens adrenergic, alpha-1A-, receptor (ADRA1A), mRNA nc38e04.t1 NCI_CGAP_Py2 Homo sapiens cDNA clone IMAGE:1010480 similar to contains L1.12 L1 repetitive element;
11976	25386	30617	4.81	3.0E-04	AA228801.1	EST_HUMAN	Homo sapiens mRNA for KIAA0749 protein, partial cds
12338	25230	30818	3.08	3.0E-04	AB018282.1	NT	DKFZp547L185.t1 547 (synonym: hbr1) Homo sapiens cDNA clone DKFZp547L185 5'
12730	25000		2.76	3.0E-04	AL134483.1	EST_HUMAN	Homo sapiens SCG10 like-protein, helicase-like protein NHL, M88, and ADP-ribosylation factor related protein 1 (ARFRP1) genes, complete cds
171	12984	26624	2.65	2.0E-04	AF217796.1	NT	AU146707 HEMBB1 Homo sapiens cDNA clone HEMBB1001253 3'
466	13261	26892	1.8	2.0E-04	AU146707.1	EST_HUMAN	Human dystrophin gene
887	13656	26324	10.71	2.0E-04	M86524.1	NT	Human dystrophin gene
887	13656	26325	10.71	2.0E-04	M86524.1	NT	Human dystrophin gene
1158	13911		3.93	2.0E-04	A1286021.1	EST_HUMAN	qh98a11.x1 Soares_NFL_T_GBC_S1 Homo sapiens cDNA clone IMAGE:1855052 3' similar to contains
1163	13917		2.16	2.0E-04	AL163203.2	NT	MER3.b2 MER3 repetitive element;
1824	14563		1.12	2.0E-04	AF224268.1	NT	Homo sapiens chromosome 21 segment HS21C003 Mus musculus 5' flanking region of Pitx3 gene
2581	15295	28033	4.47	2.0E-04	U66081.1	NT	Human germ-line T-cell receptor beta chain TCRBV17S1A1T, TCRBV2S1, TCRBV10S1P, TCRBV28S1P, TCRBV19S1P, TCRBV15S1, TCRBV11S1A1T, HVB relic, TCRBV28S1P, TCRBV34S1, TCRBV14S1, TCRBV3S1, TCRBV4S1A1T, TRY4, TRY5, TRY6, TRY7, TRY8, TORBD1, TCRBV1S1, TCRBV1S2, >
2986	15752	28398	1.11	2.0E-04	A1124529.1	EST_HUMAN	am58c09.x1 Johnston frontal cortex Homo sapiens cDNA clone IMAGE:1539760 3'
3328	16088	28740	1.1	2.0E-04	5174798	NT	Homo sapiens tubulin, beta, 4 (TUBB4) mRNA
3429	16188	28634	1.99	2.0E-04	BE082317.1	EST_HUMAN	EST390550 MAGe resequences, MAGP Homo sapiens cDNA
3892	16842	29282	0.79	2.0E-04	AW979441.1	EST_HUMAN	QV2-BT0636-070500-194-507 BT0636 Homo sapiens cDNA
4122	16864		4.93	2.0E-04	U01029.1	NT	Phaseolus vulgaris nitrate reductase, MAGP Homo sapiens cDNA
4620	17355	29990	1.74	2.0E-04	H86265.1	EST_HUMAN	yu01e11.t1 Soares_pineal_gland_N3HPG Homo sapiens cDNA clone IMAGE:232556 5'
4620	17355	29991	1.74	2.0E-04	H96265.1	EST_HUMAN	yu01e11.t1 Soares_pineal_gland_N3HPG Homo sapiens cDNA clone IMAGE:232556 5'
4742	17474		1.63	2.0E-04	U09228.1	NT	Gallus gallus proteasome 28 kDa subunit homolog mRNA, complete cds
4998	17721	30324	1.1	2.0E-04	AB037897.1	NT	Danio rerio hagoromo gene, exons 1 to 6, partial cds

Page 189 of 536  
Table 4

Single Exon Probes Expressed in Brain

Probe SEQ ID NO:	Exon SEQ ID NO:	ORF SEQ ID NO:	Expression Signal	Most Similar (Top) Hit BLAST E Value	Top Hit Accession No.	Top Hit Database Source	Top Hit Descriptor
5089	17808	30424	1.04	2.0E-04	P95748	SWISSPROT	MYOSIN HEAVY CHAIN, SMOOTH MUSCLE ISOFORM (SMMHC)
5457	18268	31148	0.73	2.0E-04	AV654352.1	EST_HUMAN	AV654352 GLC Homo sapiens cDNA clone GLCDUH10 3'
5469	18268	31160	1.75	2.0E-04	A1690862.1	EST_HUMAN	tg03b11.x1 NCI_CGAP_U13 Homo sapiens cDNA clone IMAGE:2207709 3'
5664	18469	31373	0.96	2.0E-04	AA286852.1	EST_HUMAN	EST11191 Uterus Homo sapiens cDNA 5' end similar to EST containing O family repeat
5857	18844	31584	0.81	2.0E-04	4758179	NT	Homo sapiens cell cycle progression 3 protein (DNJ3) mRNA
6144	18922	31892	0.59	2.0E-04	AF140708.1	NT	Mus musculus G protein coupled receptor gene, complete cds; and unknown gene
7130	19818		2.6	2.0E-04	AU121712.1	EST_HUMAN	AU121712 MAMMA1 Homo sapiens cDNA clone MAMMA1000798 5'
7225	19910		0.55	2.0E-04	AW860963.1	EST_HUMAN	QV0-CT0387-180300-167-e10 CT0387 Homo sapiens cDNA
7520	20191		14.98	2.0E-04	P08548	SWISSPROT	LINE-1 REVERSE TRANSCRIPTASE HOMOLOG
7530	20200	33295	1.42	2.0E-04	P54296	SWISSPROT	MYOMESIN 2 (M-PROTEIN) (165 KD TITIN-ASSOCIATED PROTEIN) (165 KD CONNECTIN-ASSOCIATED PROTEIN)
7855	20550	33675	1.06	2.0E-04	U32444.2	NT	Solanum lycopersicum phytochrome F (PHYF) gene, partial cds
7855	20550	33676	1.06	2.0E-04	U32444.2	NT	Solanum lycopersicum phytochrome F (PHYF) gene, partial cds
8182	20876	34012	1.23	2.0E-04	AB026898.1	NT	Homo sapiens DNA, DLEC1 to ORCTL4 gene region, section 1/2 (DLEC1, ORCTL3, ORCTL4 genes, complete cds)
8182	20876	34013	1.23	2.0E-04	AB026898.1	NT	Homo sapiens DNA, DLEC1 to ORCTL4 gene region, section 1/2 (DLEC1, ORCTL3, ORCTL4 genes, complete cds)
8463	21155	34298	1.96	2.0E-04	AF020503.1	NT	Homo sapiens FRA3B common fragile region, diadenosine triphosphate hydrolase (FHIT) gene, exon 6
8642	21334	34478	0.49	2.0E-04	X57331.1	NT	Human immunoglobulin C(mu) and C(delta) heavy chain genes (constant regions)
9233	21912	35086	0.49	2.0E-04	AA725700.1	EST_HUMAN	ai22a12.s1 Soares_testis_NHT Homo sapiens cDNA clone 1343518 3'
9319	21986	35158	0.6	2.0E-04	P18715	SWISSPROT	GASTRULA ZINC FINGER PROTEIN XLCGF26.1
9875	22525	35719	1.19	2.0E-04	BE149303.1	EST_HUMAN	RC3-HT0254-161099-011-605 HT0254 Homo sapiens cDNA
9916	22565	35761	1.77	2.0E-04	AA405777.1	EST_HUMAN	zu66c11.l1 Soares_testis_NHT Homo sapiens cDNA clone IMAGE:742884 5'
10755	23440	36684	5.23	2.0E-04	AV730373.1	EST_HUMAN	AV730373 HTF Homo sapiens cDNA clone HTFAAA01 5'
11128	23766		1.61	2.0E-04	AJ243213.1	NT	Homo sapiens partial 6-HT4 receptor gene, exons 2 to 5
11276	23637	37229	3.06	2.0E-04	A1440282.1	EST_HUMAN	ij01f11.x1 NCI_CGAP_Gas4 Homo sapiens cDNA clone IMAGE:2140269 3' similar to contains Alu repetitive element
11403	24052	37356	2.86	2.0E-04	AW193740.1	EST_HUMAN	U1-H-B1f-adm-c-04-0-J1.s1 NCI_CGAP_Sub3 Homo sapiens cDNA clone IMAGE:2717190 3'
11857	24441	37782	2.77	2.0E-04	A1821304.1	EST_HUMAN	yp79b10.x6 Stratagene ovary (#837217) Homo sapiens cDNA clone IMAGE:77371 3'
1053	13812	26472	3.3	1.0E-04	P11369	SWISSPROT	RETROVIRUS-RELATED POLYPROTEIN [CONTAINS: REVERSE TRANSCRIPTASE ; ENDONUCLEASE]
1092	13850	26508	4.74	1.0E-04	AW013847.1	EST_HUMAN	U1-H-B10-aab-e-09-0-J1.s1 NCI_CGAP_Sub1 Homo sapiens cDNA clone IMAGE:2708825 3'
1092	13850	26509	4.74	1.0E-04	AW013847.1	EST_HUMAN	U1-H-B10-aab-e-09-0-J1.s1 NCI_CGAP_Sub1 Homo sapiens cDNA clone IMAGE:2708825 3'

Table 4

Single Exon Probes Expressed in Brain

Probe SEQ ID NO:	Exon SEQ ID NO:	ORF SEQ ID NO:	Expression Signal	Most Similar (Top) Hit BLASTE Value	Top Hit Accession No.	Top Hit Database Source	Top Hit Descriptor
1309	14057		3.12	1.0E-04	U62978.1	NT	Anguilla anguilla dopamine D1A1 receptor (D1A1) gene, complete cds
1623	14370	27058	3.25	1.0E-04	AF148805.1	NT	Kaposi's sarcoma-associated herpesvirus ORF 68 gene, partial cds; and ORF 69, kaposin, v-FLIP, v-cyclin, latent nuclear antigen, ORF K14, v-GPCR, putative phosphoribosylformylglycinamide synthase, and LAMP (LAMP) genes, complete cds
1623	14370	27059	3.25	1.0E-04	AF148805.1	NT	Kaposi's sarcoma-associated herpesvirus ORF 68 gene, partial cds; and ORF 69, kaposin, v-FLIP, v-cyclin, latent nuclear antigen, ORF K14, v-GPCR, putative phosphoribosylformylglycinamide synthase, and LAMP (LAMP) genes, complete cds
1854	14592	27308	2.09	1.0E-04	AB048342.1	NT	Equus caballus DNA, chromosome 24q14, microsatellite TKY86
3278	16039	28689	1.06	1.0E-04	Q62203	SWISSPROT	SPLICEOSOME ASSOCIATED PROTEIN 62 (SAP 62) (SPLICING FACTOR 3A SUBUNIT 2) (SF3A66)
3719	16472	28110	0.91	1.0E-04	A1440282.1	EST_HUMAN	g01f11.x1 NCI_CGAP_Gas4 Homo sapiens cDNA clone IMAGE:2140269 3' similar to contains Alu repetitive element;
4037	16762	29412	2.11	1.0E-04	M14042.1	NT	Mouse alpha 1 type-IV collagen mRNA
4062	16807	29437	1.16	1.0E-04	AV647727.1	EST_HUMAN	AV647727_G1.C Homo sapiens cDNA clone G1C9BD04 3'
5036	17755	30368	1.28	1.0E-04	7662015	NT	Homo sapiens KIAA0237 gene product (KIAA0237). mRNA
5036	17755	30369	1.28	1.0E-04	7662015	NT	Homo sapiens KIAA0237 gene product (KIAA0237). mRNA
5769	18560	31487	1.49	1.0E-04	P08547	SWISSPROT	LINE-1 REVERSE TRANSCRIPTASE HOMOLOG
5834	18623	31556	0.57	1.0E-04	T19615.1	EST_HUMAN	753F Heart Homo sapiens cDNA clone 753
5834	18623	31557	0.57	1.0E-04	T19615.1	EST_HUMAN	753F Heart Homo sapiens cDNA clone 753
6346	19116	32105	0.93	1.0E-04	AA177111.1	EST_HUMAN	nc02e12.s1 NCI_CGAP_Pt3 Homo sapiens cDNA clone IMAGE:252
6738	19572	32605	0.92	1.0E-04	AA694561.1	EST_HUMAN	h125a04.s1 NCI_CGAP_AA1 Homo sapiens cDNA clone IMAGE:983486 3' similar to gb:M97252
7086	19776	32841	15.8	1.0E-04	A1251980.1	EST_HUMAN	KALLMANN SYNDROME PROTEIN PRECURSOR (HUMAN); contains Alu repetitive element;
7470	19778	32841	17.82	1.0E-04	A1251980.1	EST_HUMAN	q157d10.x1 NCI_CGAP_Ov62 Homo sapiens cDNA clone IMAGE:1885683 3'
7894	20689	33719	0.95	1.0E-04	AA630453.1	EST_HUMAN	q157d10.x1 NCI_CGAP_Ov62 Homo sapiens cDNA clone IMAGE:1885683 3'
9236	21915	35088	2.27	1.0E-04	A1606220.1	EST_HUMAN	ab84g08.s1 Stratiogene lung (#937210) Homo sapiens cDNA clone IMAGE:864654 3'
9247	21928	35097	1.46	1.0E-04	O89969	SWISSPROT	wf26e09.x1 Soares_NFL_T_GBC_S1 Homo sapiens cDNA clone IMAGE:2356742 3'
9325	21992		0.49	1.0E-04	T77153.1	EST_HUMAN	CYSTATIN-RELATED EPIDIDYMAL SPERMATOGENIC PROTEIN PRECURSOR (CYSTATIN B)
9546	22199	35881	1.86	1.0E-04	10863876	NT	y072e08.t1 Soares fetal liver spleen 4NfLS Homo sapiens cDNA clone IMAGE:113774 5'
10079	22727		2.74	1.0E-04	P08547	SWISSPROT	Homo sapiens phospholipid scramblase 1 (PLSCR1), mRNA
10116	22763	35975	1	1.0E-04	P08548	SWISSPROT	LINE-1 REVERSE TRANSCRIPTASE HOMOLOG
11312	23971		2.13	1.0E-04	M28567.1	NT	LINE-1 REVERSE TRANSCRIPTASE HOMOLOG
11567	24166	37479	2.05	1.0E-04	AW205336.1	EST_HUMAN	Mouse alpha leukocyte interferon gene, complete cds
11667	24166	37480	2.05	1.0E-04	AW205336.1	EST_HUMAN	UI-H-B11-aww-e-02-UJ.s1 NCI_CGAP_Sub3 Homo sapiens cDNA clone IMAGE:2720546 3'
11849	24246	37566	1.76	1.0E-04	AB032988.1	NT	UI-H-B11-aww-e-02-UJ.s1 NCI_CGAP_Sub3 Homo sapiens cDNA clone IMAGE:2720546 3'

Page 191 of 536  
Table 4

Single Exon Probes Expressed in Brain

Probe SEQ ID NO:	Exon SEQ ID NO:	ORF SEQ ID NO:	Expression Signal	Most Similar (Top) Hit BLAST E Value	Top Hit Accession No.	Top Hit Database Source	Top Hit Descriptor
11682	24287	37609	2.01	1.0E-04	AW269081.1	EST_HUMAN	xv49g12.x1 Soares_NFL_T_GBC_S1 Homo sapiens cDNA clone IMAGE:2816518 3'
11725	24319	37643	2	1.0E-04	Q03696	SWISSPROT	NEURONAL-GLIAL CELL ADHESION MOLECULE PRECURSOR (NG-CAM)
11725	24319	37644	2	1.0E-04	Q03696	SWISSPROT	NEURONAL-GLIAL CELL ADHESION MOLECULE PRECURSOR (NG-CAM)
12131	25203		2.51	1.0E-04	BE876399.1	EST_HUMAN	7f29a10.x1 NCI_CGAP_CLL1 Homo sapiens cDNA clone IMAGE:3286086 3' similar to contains L1.13 L1 repetitive element;
682	13457	26102	2.78	9.0E-05	AA718933.1	EST_HUMAN	ah45c11.s1 Soares_testis_NHT Homo sapiens cDNA clone 1282468 3'
1697	14733	27455	1.14	9.0E-05	AW866218.1	EST_HUMAN	QV4-SN0023-070400-166-604 SN0023 Homo sapiens cDNA
5873	18660	31601	1.81	9.0E-05	Q60716	SWISSPROT	PROLYL 4-HYDROXYLASE ALPHA-2 SUBUNIT PRECURSOR
7478	20149	33242	0.6	9.0E-05	AW204958.1	EST_HUMAN	UJ-H-B11-ae8-j-05-0-J1.s1 NCI_CGAP_Sub3 Homo sapiens cDNA clone IMAGE:2720289 3'
7476	20149	33243	0.6	9.0E-05	AW204958.1	EST_HUMAN	UJ-H-B11-ae8-j-05-0-J1.s1 NCI_CGAP_Sub3 Homo sapiens cDNA clone IMAGE:2720289 3'
8378	21951		3.02	9.0E-05	D88608.1	NT	Homo sapiens gene for cholecystokinin type-A receptor, complete cds
8378	21953	35125	2.78	9.0E-05	AF120982.1	NT	Homo sapiens methyl-CpG binding protein 1 (MBD1) gene, exon 15b
11082	23752	37027	2.68	9.0E-05	AW073078.1	EST_HUMAN	xa34g05.x1 NCI_CGAP_Br18 Homo sapiens cDNA clone IMAGE:2568728 3' similar to contains L1.L2 L1 repetitive element;
11207	23870	37156	1.75	9.0E-05	AI287878.1	EST_HUMAN	qv23f06.x1 NCI_CGAP_Lym6 Homo sapiens cDNA clone IMAGE:1982495 3' similar to contains element
11617	18660	31601	3.5	9.0E-05	Q60716	SWISSPROT	PROLYL 4-HYDROXYLASE ALPHA-2 SUBUNIT PRECURSOR
12178	26259		6.63	9.0E-05	AF129756.1	NT	Homo sapiens MSH65 gene, partial cds; and CLIC1, DDAH, G6b, G6c, G6b, G6e, G6f, BAT5, G6b, CSK2B, BAT4, G4, Apo M, BAT3, BAT2, AIF-1, 1C7, LST-1, LTB, TNF, and LTA genes, complete cds
802	13574	26237	1.97	8.0E-05	AJ251646.1	NT	Pisum sativum mRNA for beta-1,3 glucanase (gms2 gene)
844	13614		2.75	8.0E-05	AJ251646.1	NT	Pisum sativum mRNA for beta-1,3 glucanase (gms2 gene)
2950	16716		0.73	8.0E-05	M89375.1	NT	Human platelet-derived growth factor A chain (PDGFA) gene, exons only
4448	17184	29808	0.87	8.0E-05	AW044605.1	EST_HUMAN	wy79a04.x1 Soares_NSF_F8_9W_OT_PA_P_S1 Homo sapiens cDNA clone IMAGE:2554638 3'
11099	23769	37045	1.84	8.0E-05	M69197.1	NT	Human haptoglobin and haptoglobin-related protein (HP and HPR) genes, complete cds
12765	25242		4.65	8.0E-05	AA278333.1	EST_HUMAN	zs88h01.s1 NCI_CGAP_GCB1 Homo sapiens cDNA clone IMAGE:704593 3' similar to contains Alu repetitive element;contains element MSR1 repetitive element;
337	13138	25773	1.14	7.0E-05	AW847445.1	EST_HUMAN	RC3-CT0208-220995-011-E04 CT0208 Homo sapiens cDNA
337	13138	25774	1.14	7.0E-05	AW847445.1	EST_HUMAN	RC3-CT0208-220995-011-E04 CT0208 Homo sapiens cDNA
554	13337	25965	1.1	7.0E-05	L48075.1	EST_HUMAN	HUM072014F Human fovea cDNA Homo sapiens cDNA clone EST HFD072014
554	13337	25966	1.1	7.0E-05	L48075.1	EST_HUMAN	HUM072014F Human fovea cDNA Homo sapiens cDNA clone EST HFD072014
1033	13793	26453	1.4	7.0E-05	Q22949	SWISSPROT	PROBABLE GLYCEROL-3-PHOSPHATE ACYLTRANSFERASE, MITOCHONDRIAL PRECURSOR (GPAT)
2724	16431	28168	2.89	7.0E-05	AL163278.2	NT	Homo sapiens chromosome 21 segment HS21C078

Single Exon Probes Expressed in Brain

Probe SEQ ID NO:	Exon SEQ ID NO:	ORF SEQ ID NO:	Expression Signal	Most Similar (Top) Hit BLAST E Value	Top Hit Accession No.	Top Hit Database Source	Top Hit Descriptor
3156	15918	28565	5.72	7.0E-05	AB009080.1	NT	Dicotyostellium discoidium gene for TRFA, complete cds
4339	17078	28707	1.71	7.0E-05	AL163201.2	NT	Homo sapiens chromosome 21 segment HS21C001
4412	17149	28776	0.95	7.0E-05	U60980.1	NT	Caenorhabditis elegans Skp1p homolog mRNA, complete cds
4871	17598	30221	0.71	7.0E-05	9845300	NT	Rat cytomegalovirus Measricht, complete genome
8124	20818	33954	1.09	7.0E-05	AA505582.1	EST_HUMAN	nh83g01.s1 NCI_CGAP_B12 Homo sapiens cDNA clone IMAGE:966098 3'
9453	22003	35175	2.87	7.0E-05	T07065.1	EST_HUMAN	EST04984 Fetal brain, Stragene (cat#936206) Homo sapiens cDNA clone HFBED60
11112	23782		3.09	7.0E-05	10835046	NT	Homo sapiens sarcoglycan, epsilon (SGCE), mRNA
2020	14755	27484	1.69	6.0E-05	4885170	NT	Homo sapiens chromosome X open reading frame 6 (CXORF6) mRNA
2020	14755	27485	1.69	6.0E-05	4885170	NT	Homo sapiens chromosome X open reading frame 6 (CXORF6) mRNA
2595	15308	28046	1.19	6.0E-05	A1655241.1	EST_HUMAN	wb54h06.x1 NCI_CGAP_GC8 Homo sapiens cDNA clone IMAGE:2309531 3' similar to gi:J03250 DNA TOPOISOMERASE I (HUMAN);
2690	15389	28137	1.1	6.0E-05	Z84506.1	NT	H.sapiens flow-sorted chromosome 6 HindIII fragment, SC6pA28B10
2690	15399	28138	1.1	6.0E-05	Z84506.1	NT	H.sapiens flow-sorted chromosome 6 HindIII fragment, SC6pA28B10
2817	13440	26080	3.67	6.0E-05	AF053630.1	NT	Homo sapiens monocyte/neutrophil elastase inhibitor gene, complete cds
5822	18611	31541	3.01	6.0E-05	Q12860	SWISSPROT	CONTACTIN PRECURSOR (GLYCOPROTEIN GP135)
5822	18611	31542	3.61	6.0E-05	Q12860	SWISSPROT	CONTACTIN PRECURSOR (GLYCOPROTEIN GP135)
6309	19081	32068	1.4	6.0E-05	N72829.1	EST_HUMAN	yf50g11.r1 Soares fetal liver spleen TINF5 Homo sapiens cDNA clone IMAGE:246212 5'
6834	19486	32520	0.95	6.0E-05	AA897680.1	EST_HUMAN	gj80a03.s1 Soares_NFL_T_GBC_S1 Homo sapiens cDNA clone IMAGE:1504588 3'
7983	20678	33803	0.76	6.0E-05	BE084410.1	EST_HUMAN	RC4-BT0311-141199-011-h06 BT0311 Homo sapiens cDNA
7983	20678	33804	0.76	6.0E-05	BE084410.1	EST_HUMAN	RC4-BT0311-141199-011-h06 BT0311 Homo sapiens cDNA
8342	21035	34172	0.82	6.0E-05	AA150482.1	EST_HUMAN	z108c08.s1 Soares_pregnant_uterus_NbHPU Homo sapiens cDNA clone IMAGE:491726 3' similar to contains element MER28 repetitive element;
8347	21040	34177	2.22	6.0E-05	AW896628.1	EST_HUMAN	PMA-NN0050-310300-001-F10 NN0050 Homo sapiens cDNA
8478	21171	34316	0.63	6.0E-05	Q60401	SWISSPROT	COMPLEMENT DECA-ACCELERATING FACTOR PRECURSOR
9151	21882	35050	1.21	6.0E-05	P08607	SWISSPROT	C4B-BINDING PROTEIN PRECURSOR (C4BP)
9151	21882	35051	1.21	6.0E-05	P08607	SWISSPROT	C4B-BINDING PROTEIN PRECURSOR (C4BP)
9421	22099	35271	0.85	6.0E-05	T84149.1	EST_HUMAN	ye28c12.r1 Stragene lung (#837210) Homo sapiens cDNA clone IMAGE:119062 5'
9621	22274	35462	0.59	6.0E-05	AW627985.1	EST_HUMAN	h187a03.x1 Soares_NFL_T_GBC_S1 Homo sapiens cDNA clone IMAGE:2874444 3'
10649	23340	36578	3.06	6.0E-05	R75639.1	EST_HUMAN	yf59d08.s1 Soares placenta Nb2-IP Homo sapiens cDNA clone IMAGE:143535 3' similar to contains Alu repetitive element; contains L1TR7 repetitive element;
11502	24103	37415	3.38	6.0E-05	AA044015.1	EST_HUMAN	zk58f02.r1 Soares_pregnant_uterus_NbHPU Homo sapiens cDNA clone IMAGE:487035 5'
12887	25239	30822	14.34	6.0E-05	AW890110.1	EST_HUMAN	MRO-NT00395-260400-001-f09 NT0038 Homo sapiens cDNA
12810	25053		1.4	6.0E-05	BE898403.1	EST_HUMAN	Tg28a08.x1 NCI_CGAP_Brn23 Homo sapiens cDNA clone IMAGE:3307766 3'
1382	14129	26802	10.46	5.0E-05	AW392086.1	EST_HUMAN	QV4-S10234-241199-040-h11 S10234 Homo sapiens cDNA

Page 193 of 536  
Table 4

Single Exon Probes Expressed in Brain

Probe SEQ ID NO:	Exon SEQ ID NO:	ORF SEQ ID NO:	Expression Signal	Most Similar (Top) Hit BLAST E Value	Top Hit Accession No.	Top Hit Database Source	Top Hit Descriptor
1855	14553		1.2	5.0E-05	8923891	NT	Homo sapiens 22kDa peroxisomal membrane protein-like (LOC55895), mRNA
2551	15266	28001	1.1	5.0E-05	P23249	SWISSPROT	PROTEIN MOV-10
3961	16710	29350	2.41	5.0E-05	AJ251884.1	NT	Homo sapiens partial SLC22A3 gene for extraneuronal monoamine transporter (EMT), exon 1
5074	17793	30408	0.72	5.0E-05	Q26422	SWISSPROT	LIMULUS CLOTTING FACTOR C PRECURSOR (FC)
5074	17793	30409	0.72	5.0E-05	Q26422	SWISSPROT	LIMULUS CLOTTING FACTOR C PRECURSOR (FC)
5438	18237	30951	13.38	5.0E-05	X58855.1	NT	Human MLC1emb gene for embryonic myosin alkaline light chain, 3UTR
5903	18698	31636	3.75	5.0E-05	AV653544.1	EST_HUMAN	AV653544 GLC Homo sapiens cDNA clone GLCDMA06 3'
6076	18855	31822	0.99	5.0E-05	AF260225.1	NT	Homo sapiens TESTIN 2 and TESTIN 3 genes, complete cds, alternatively spliced
7231	19916		0.87	5.0E-05	AB037984.1	NT	Mus musculus gene for catretinin, exon 1
12176	24810		3.64	5.0E-05	P49193	SWISSPROT	RETINAL-BINDING PROTEIN (RALBP)
12440	24810		4.72	5.0E-05	P49193	SWISSPROT	RETINAL-BINDING PROTEIN (RALBP)
2810	13032		3.84	4.0E-05	U12821.1	NT	Human renin (REN) gene, 5' flanking region
4449	17185	29809	0.73	4.0E-05	P49193	SWISSPROT	RETINAL-BINDING PROTEIN (RALBP)
4449	17185	29810	0.73	4.0E-05	P49193	SWISSPROT	RETINAL-BINDING PROTEIN (RALBP)
4820	17551		1.16	4.0E-05	AF184488.1	NT	Cryptosporidium parvum isolate Zaire 15 kDa glycoprotein gp15 gene, partial cds
4955	17681	30289	0.75	4.0E-05	AF212313.1	NT	Drosophila melanogaster senseless protein (sens) gene, complete cds
6841	19503	32528	0.74	4.0E-05	U01947.1	NT	Macaca mulatta haptoglobin (HP) gene, 5' region
9423	22101		7.57	4.0E-05	AF202635.1	NT	Homo sapiens PP1200 mRNA, complete cds
9901	22550	35745	0.47	4.0E-05	P11369	SWISSPROT	RETROVIRUS-RELATED POLYPROTEIN [CONTAINS: REVERSE TRANSCRIPTASE ; ENDONUCLEASE]
10306	22953	36168	0.59	4.0E-05	P23780	SWISSPROT	BETA-GALACTOSIDASE PRECURSOR (LACTASE) (ACID BETA-GALACTOSIDASE)
10668	23359	36599	4.18	4.0E-05	AW627946.1	EST_HUMAN	h186c07.x1 Soares_NFL_T_GBC_S1 Homo sapiens cDNA clone IMAGE:2874380 3' similar to contains element MIR repetitive element;
12140	24629		1.48	4.0E-05	AW117580.1	EST_HUMAN	xd93e09.x1 Soares_NFL_T_GBC_S1 Homo sapiens cDNA clone IMAGE:2814100 3'
12789	25041		1.71	4.0E-05	AA417766.1	EST_HUMAN	zv01e11.at NCI_CGAP_GCB1 Homo sapiens cDNA clone IMAGE:2814100 3'
665	13441	26082	1.6	3.0E-05	A1248061.1	EST_HUMAN	qt64c10.x1 Soares_fetal_liver_spleen_INFLS_S1 Homo sapiens cDNA clone IMAGE:3895142 5' contains Alu repetitive element;contains element:KER repetitive element ;
1037	13797	28457	0.86	3.0E-05	AW273851.1	EST_HUMAN	ix24g03.x1 Soares_NFL_T_GBC_S1 Homo sapiens cDNA clone IMAGE:2814100 3'
1109	13866	26523	1.01	3.0E-05	BF037898.1	EST_HUMAN	601461463F1 NIH_MGC_66 Homo sapiens cDNA clone IMAGE:3895142 5'
1109	13866	26524	1.01	3.0E-05	BF037898.1	EST_HUMAN	601461463F1 NIH_MGC_66 Homo sapiens cDNA clone IMAGE:3895142 5'
3287	16048		0.73	3.0E-05	A1288919.1	EST_HUMAN	q191g11.x1 Soares_NhHMPu_S1 Homo sapiens cDNA clone IMAGE:1879748 3' similar to TR:O08632
4349	17086	29719	7.98	3.0E-05	BE169211.1	EST_HUMAN	O18632 GLYCINE TYROSINE-RICH HAIR PROTEIN. ;
4349	17086	29720	7.98	3.0E-05	BE169211.1	EST_HUMAN	PM1-HT0521-120200-001-e10 HT0521 Homo sapiens cDNA
							PM1-HT0521-120200-001-e10 HT0521 Homo sapiens cDNA

Page 194 of 536  
Table 4

Single Exon Probes Expressed in Brain

Probe SEQ ID NO:	Exon SEQ ID NO:	ORF SEQ ID NO:	Expression Signal	Most Similar (Top) Hit BLAST E Value	Top Hit Accession No.	Top Hit Database Source	Top Hit Descriptor
4434	17170	29798	0.94	3.0E-05	AA3988678.1	EST_HUMAN	EST79996 Placenta   Homo sapiens cDNA similar to p53-associated protein
4434	17170	29799	0.94	3.0E-05	AA3988679.1	EST_HUMAN	EST79998 Placenta   Homo sapiens cDNA similar to p53-associated protein
4550	17285		0.99	3.0E-05	AL1693022	NT	Homo sapiens chromosome 21 segment HS21G102
4686	17420	30066	1	3.0E-05	P97468	SWISSPROT	CHEMOKINE RECEPTOR-LIKE 1 (G-PROTEIN COUPLED RECEPTOR DEZ)
4785	13441	26082	0.82	3.0E-05	AI248061.1	EST_HUMAN	qh64c10.x1 Soares_fetal_liver_spleen_1NFLS_S1 Homo sapiens cDNA clone IMAGE:1849458 3' similar to contains Alu repetitive element; contains element KER repetitive element;
4791	17622	30144	0.97	3.0E-05	AU125721.1	EST_HUMAN	AU125721 N2RM4 Homo sapiens cDNA clone NT2RM4002075 5'
6470	18269	31181	1.86	3.0E-05	11072102	NT	Mus musculus myosin light chain 2, precursor lymphocyte-specific (Myf2p), mRNA
6659	19419	32433	1.17	3.0E-05	AJ225782.1	NT	Homo sapiens SYBL1 gene, exons 6-8
6659	19419	32434	1.17	3.0E-05	AJ225782.1	NT	Homo sapiens SYBL1 gene, exons 6-8
7799	20494	33616	2.33	3.0E-05	BE733157.1	EST_HUMAN	801567451F1 NIH_MGC_21 Homo sapiens cDNA clone IMAGE:3842282 5'
8250	20944	34082	1.47	3.0E-05	AA284049.1	EST_HUMAN	zs60b05.s1 Stratagene schizo brain S11 Homo sapiens cDNA clone IMAGE:701841 3'
8791	21483	34630	1.58	3.0E-05	AW770982.1	EST_HUMAN	nl94e08.x1 NCL_CGAP_Lu24 Homo sapiens cDNA clone IMAGE:3008638 3'
8799	21487	34633	1.23	3.0E-05	6912431	NT	Homo sapiens interaikh-1 receptor antagonist homolog 1 (L1HY1), mRNA
8799	21491	34638	0.51	3.0E-05	P43361	SWISSPROT	MELANOMA-ASSOCIATED ANTIGEN 8 (MAGE-8 ANTIGEN)
9029	21719		0.56	3.0E-05	X03273.1	NT	Human Alu-family cluster 5' of alpha(1)-acid glycoprotein gene
9220	21899	35068	1.22	3.0E-05	AA372562.1	EST_HUMAN	EST84475 Colon adenocarcinoma IV Homo sapiens cDNA 5' end
8563	22216		2.92	3.0E-05	AJ769331.1	EST_HUMAN	wg36f09.x1 Soares_NSF_F8_9W_OT_PA_P_S1 Homo sapiens cDNA clone IMAGE:2367209 3'
10433	23079	36303	0.98	3.0E-05	Q62918	SWISSPROT	PROTEIN KINASE C-BINDING PROTEIN NELL2 PRECURSOR (NELL-LIKE PROTEIN 2)
10433	23079	36304	0.98	3.0E-05	Q62918	SWISSPROT	PROTEIN KINASE C-BINDING PROTEIN NELL2 PRECURSOR (NELL-LIKE PROTEIN 2)
12072	24585		1.77	3.0E-05	L77570.1	NT	Homo sapiens DiGeorge syndrome critical region, centromeric end
2323	15048	27784	1.09	2.0E-05	AI286021.1	EST_HUMAN	qh98e11.x1 Soares_NFL_T_GBC_S1 Homo sapiens cDNA clone IMAGE:1855052 3' similar to contains
2587	15301	28037	2.43	2.0E-05	M13792.1	NT	MER3.b2 MER3 repetitive element;
2718	15425		7.45	2.0E-05	AA180582.1	EST_HUMAN	Human adenosine deaminase (ADA) gene, complete cds
3134	15899	28544	1.23	2.0E-05	BE066036.1	EST_HUMAN	zq46r12.f1 Stratagene hNT neuron (#837233) Homo sapiens cDNA clone IMAGE:632734 5' similar to contains Alu repetitive element; contains element L1 repetitive element;
3343	16102	28754	0.93	2.0E-05	AF184614.1	NT	RC3-BT0319-120200-014-f08 BT0319 Homo sapiens cDNA
3362	16121	28779	1.22	2.0E-05	X89211.1	NT	Homo sapiens p47-phox (NCF1) gene, complete cds
3485	16242		0.71	2.0E-05	X95465.1	NT	H. sapiens DNA for endogenous retroviral like element
3787	16539		0.78	2.0E-05	AI039107.1	EST_HUMAN	S.cerevisiae 12.8 Kbp fragment of the left arm of chromosome XV
4843	17377		1.09	2.0E-05	BE378471.1	EST_HUMAN	DKFZp566i064.t1 566 (synonym: hfkaz2) Homo sapiens cDNA clone DKFZp566i064 5'
5872	18487	31382	1.92	2.0E-05	AJ011712.1	NT	601236455F1 NIH_MGC_44 Homo sapiens cDNA clone IMAGE:3908953 5' Homo sapiens TNNI1 gene, exons 1-11 (and joined CDS)



Page 195 of 536  
Table 4  
Single Exon Probes Expressed in Brain

Probe SEQ ID NO:	Exon SEQ ID NO:	ORF SEQ ID NO:	Expression Signal	Most Similar (Top) Hit BLAST E Value	Top Hit Accession No.	Top Hit Database Source	Top Hit Descriptor
5827	18616		0.69	2.0E-05	AF029308.1	NT	Homo sapiens chromosome 9 duplication of the T cell receptor beta locus and tyrosinogen gene families
5880	18666	31606	0.76	2.0E-05	Q13183	SWISSPROT	RENAL SODIUM/DICARBOXYLATE COTRANSPORTER (NA(+)/DICARBOXYLATE COTRANSPORTER)
5880	18666	31607	0.78	2.0E-05	Q13183	SWISSPROT	RENAL SODIUM/DICARBOXYLATE COTRANSPORTER (NA(+)/DICARBOXYLATE COTRANSPORTER)
6065	18944	31808	0.61	2.0E-05	AI149272.1	EST_HUMAN	q672a02.x1 Soares_placenta_8to9weeks_2NbhP8to9W Homo sapiens cDNA clone IMAGE:1715114 3'
6527	19293	32297	2.28	2.0E-05	AA714930.1	EST_HUMAN	similar to contains L1.13 L1 repetitive element;
6801	19462	32483	3.27	2.0E-05	Y08926.1	NT	mw06d12.s1 NCI_CGAP_SS1 Homo sapiens cDNA clone IMAGE:1238519 3'
6814	19475	32497	1.12	2.0E-05	AI492960.1	EST_HUMAN	P_falciptarum mRNA for AARP1 protein, partial
6824	19485		9.37	2.0E-05	AI991025.1	EST_HUMAN	q247f06.x1 NCI_CGAP_Kid11 Homo sapiens cDNA clone IMAGE:2030003 3' similar to TR:O02711
7053	19744	32806	1.93	2.0E-05	AF224262.1	NT	O02711 PRO-POL-DUTPASE POLYPROTEIN; wu35h07.x1 Soares_Dieckgraebe_colon_NHCD Homo sapiens cDNA clone IMAGE:2522077 3'
7053	19744	32807	1.93	2.0E-05	AF224262.1	NT	Heterodontus francisci HoxA10 (HoxA10), HoxA9 (HoxA9), HoxA7 (HoxA7), HoxA6 (HoxA6), HoxA5 (HoxA5), HoxA4 (HoxA4), HoxA3 (HoxA3), HoxA2 (HoxA2), and HoxA1 (HoxA1) genes, complete cds
7287	19961		0.83	2.0E-05	AF128847.1	NT	Heterodontus francisci HoxA10 (HoxA10), HoxA9 (HoxA9), HoxA7 (HoxA7), HoxA6 (HoxA6), HoxA5 (HoxA5), HoxA4 (HoxA4), HoxA3 (HoxA3), HoxA2 (HoxA2), and HoxA1 (HoxA1) genes, complete cds
7785	20480	33605	1.71	2.0E-05	AI981040.1	EST_HUMAN	Homo sapiens Indolethylamine N-methyltransferase (INMT) mRNA, INMT-2 allele, complete cds
9020	21710	34862	0.53	2.0E-05	BE244840.1	EST_HUMAN	ig20h05.x1 NCI_CGAP_GLL1 Homo sapiens cDNA clone IMAGE:2109369 3'
9020	21710	34863	0.53	2.0E-05	BE244840.1	EST_HUMAN	TCBAP2E1590 Pediatric pre-B cell acute lymphoblastic leukemia Baylor-HGSC project=TCBA Homo sapiens cDNA clone TCBAP1590
9167	21837	35002	0.58	2.0E-05	P49457	SWISSPROT	TCBAP2E1590 Pediatric pre-B cell acute lymphoblastic leukemia Baylor-HGSC project=TCBA Homo sapiens cDNA clone TCBAP1590
9167	21837	35003	0.58	2.0E-05	P49457	SWISSPROT	COMPLEMENT DECAY-ACCELERATING FACTOR (CD55)
9823	22474	35677	0.49	2.0E-05	AL163207.2	NT	COMPLEMENT DECAY-ACCELERATING FACTOR (CD55)
10035	22683	36900	0.87	2.0E-05	BF055939.1	EST_HUMAN	Homo sapiens chromosome 21 segment HS21C007
10457	23103	36333	0.54	2.0E-05	AJ131024.1	NT	7175g09.y1 NCI_CGAP_Brn20 Homo sapiens cDNA clone IMAGE:3340576 5'
10457	23103	36334	0.54	2.0E-05	AJ131024.1	NT	Homo sapiens class gene, exon 1-alpha
10489	23135	36362	1.98	2.0E-05	NA41751.1	EST_HUMAN	Homo sapiens class gene, exon 1-alpha
10489	23135	36362	1.98	2.0E-05	NA41751.1	EST_HUMAN	yw91a06.r1 Soares_placenta_8to9weeks_2NbhP8to9W Homo sapiens cDNA clone IMAGE:2595670 5'

Page 196 of 536  
Table 4

Single Exon Probes Expressed in Brain

Probe SEQ ID NO:	Exon SEQ ID NO:	ORF SEQ ID NO:	Expression Signal	Most Similar (Top) Hit BLAST E Value	Top Hit Accession No.	Top Hit Database Source	Top Hit Descriptor
10489	23135	36363	1.98	2.0E-05	N41751.1	EST_HUMAN	yw91a06.r1 Soares_placenta_8tcd9weeks_2Nblp8b09W Homo sapiens cDNA clone IMAGE:259670 6'
10541	19485		2.42	2.0E-05	A1991025.1	EST_HUMAN	wu35h07.x1 Soares_Deicgraefe_colon_NHCD Homo sapiens cDNA clone IMAGE:2522077 3'
11287	23948	37243	1.33	2.0E-05	A1493285.1	EST_HUMAN	ff30h09.x1 NCL_CGAP_Gas4 Homo sapiens cDNA clone IMAGE:2132033 3' similar to TR:Q13538 Q13538 ORF2: FUNCTION UNKNOWN. ;
11287	23948	37244	1.33	2.0E-05	A1493285.1	EST_HUMAN	ff30h09.x1 NCL_CGAP_Gas4 Homo sapiens cDNA clone IMAGE:2132033 3' similar to TR:Q13538 Q13538 ORF2: FUNCTION UNKNOWN. ;
11430	23197	36426	2.27	2.0E-05	BE175801.1	EST_HUMAN	RC5-HT0582-280300-012-E12 HT0582 Homo sapiens cDNA
12185	25168		4.96	2.0E-05	BE348229.1	EST_HUMAN	hw21a03.x1 NCL_CGAP_Kid11 Homo sapiens cDNA clone IMAGE:3163532 3' similar to TR:Q12832 Q12832 GLYCOPHORIN HEP2 ;
12342	25155		2.27	2.0E-05	AF275948.1	NT	Homo sapiens ABCA1 (ABCA1) gene, complete cds
12674	25247		1.44	2.0E-05	D16583.1	NT	Human gene for L-histidine decarboxylase, complete cds
2265	14991	27731	3.22	1.0E-05	P27448	SWISSPROT	PUTATIVE SERINE/THREONINE-PROTEIN KINASE P78
2700	15603	28143	1.6	1.0E-05	AL163282.2	NT	Homo sapiens chromosome 21 segment HS21C082
3641	16394	29034	1.91	1.0E-05	AF088273.1	NT	Drosophila melanogaster strain Lamto 120 Suppressor of Hairless (Su(H)) gene, partial cds
3793	16545		1.02	1.0E-05	AF223391.1	NT	Homo sapiens calcium channel alpha1E subunit (CACNA1E) gene, exons 7-49, and partial cds, alternatively spliced
3948	16899	29337	9.2	1.0E-05	P81274	SWISSPROT	MOSAIC PROTEIN LGN
4152	16994	28523	1.2	1.0E-05	AL163203.2	NT	Homo sapiens chromosome 21 segment HS21C003
4244	16985	29609	2.52	1.0E-05	AA431119.1	EST_HUMAN	zw69g04.r1 Soares_testis_NHT Homo sapiens cDNA clone IMAGE:781494 5'
4799	17530	30152	1.81	1.0E-05	AW419134.1	EST_HUMAN	xy49g11.x1 NCL_CGAP_Lu34.1 Homo sapiens cDNA clone IMAGE:2866548 3'
6653	19415	32428	1.22	1.0E-05	AJ246003.1	NT	Homo sapiens Spaat gene for spastin protein
6980	18505	32530	2.68	1.0E-05	AA641846.1	EST_HUMAN	ns19g02.s1 NCL_CGAP_GCB1 Homo sapiens cDNA clone IMAGE:1184114 3' similar to contains L1.t1 L1 L1 repetitive element ;
6982	19675	32722	3.28	1.0E-05	4505844	NT	Homo sapiens phospholipase A2, group X (PLA2G10) mRNA, and translated products
7677	20341		1.16	1.0E-05	P19474	SWISSPROT	52 KD RO PROTEIN (SJOJGREN SYNDROME TYPE A ANTIGEN (SS-A)) (RO(SS-A))
8813	21505		2.24	1.0E-05	AL163227.2	NT	Homo sapiens chromosome 21 segment HS21C027
8958	21849	34789	3.02	1.0E-05	AA452578.1	EST_HUMAN	zs05e11.r1 NCL_CGAP_Gb1 Homo sapiens cDNA clone IMAGE:788519 3' similar to gb:L02932 PEROXISOME PROLIFERATOR ACTIVATED RECEPTOR ALPHA (HUMAN);
9187	21857	35022	12.45	1.0E-05	AA236110.1	EST_HUMAN	zso5e11.r1 NCL_CGAP_GCB1 Homo sapiens cDNA clone IMAGE:684332 5' similar to contains Alu repetitive element; contains element TAR1 repetitive element ;
9266	22020	35189	0.62	1.0E-05	AV732190.1	EST_HUMAN	AV732190 HTF Homo sapiens cDNA clone HTFBIH101 5'
9738	22889	35593	0.74	1.0E-05	AW510902.1	EST_HUMAN	hd41b02.x1 Soares_NFL_T_GBC_S1 Homo sapiens cDNA clone IMAGE:2912043 3' similar to contains OFR.t1 OFR repetitive element ;

Page 197 of 536  
Table 4  
Single Exon Probes Expressed in Brain

Probe SEQ ID NO:	Exon SEQ ID NO:	ORF SEQ ID NO:	Expression Signal	Most Similar (Top) Hit BLAST E Value	Top Hit Accession No.	Top Hit Database Source	Top Hit Descriptor
9798	22389	35694	0.74	1.0E-05	AW510802.1	EST_HUMAN	hd41b02.x1 Soares_NFL_T_GBC_S1 Homo sapiens cDNA clone IMAGE:2912043 3' similar to contains OFR.1 OFR repetitive element;
9816	22467	35668	1.16	1.0E-05	AW291521.1	EST_HUMAN	UHH-BI2-egk-a-08-0-JI.s1 NCI_CGAP_Sub4 Homo sapiens cDNA clone IMAGE:2724398 3'
9816	22467	35670	1.18	1.0E-05	AW291521.1	EST_HUMAN	UHH-BI2-egk-a-08-0-JI.s1 NCI_CGAP_Sub4 Homo sapiens cDNA clone IMAGE:2724398 3'
10084	22732		1.87	1.0E-05	AW466995.1	EST_HUMAN	he07e10.x1 NCI_CGAP_Kld12 Homo sapiens cDNA clone IMAGE:2873010 3' similar to contains L1.12 L1 repetitive element;
10836	23518	36760	1.97	1.0E-05	U91328.1	NT	Human hereditary haemochromatosis region, histone 2A-like protein gene, hereditary haemochromatosis (HLA-H) gene, RoRet gene, and sodium phosphate transporter (NP-T3) gene, complete cds
10836	23518	36761	1.97	1.0E-05	U91328.1	NT	Human hereditary haemochromatosis region, histone 2A-like protein gene, hereditary haemochromatosis (HLA-H) gene, RoRet gene, and sodium phosphate transporter (NP-T3) gene, complete cds
11854	24438	37780	1.38	1.0E-05	AF111187.2	NT	Homo sapiens Jun dimerization protein gene, partial cds; cfos gene, complete cds; and unknown gene
2678	15387	28129	4.8	9.0E-06	AI583811.1	EST_HUMAN	h73a06.x1 NCI_CGAP_HSC3 Homo sapiens cDNA clone IMAGE:2246388 3'
3092	15857	28498	3.53	9.0E-06	AI218983.1	EST_HUMAN	cg11b08.x1 Soares_placenta_8tc9weeks_2NblHPBtc9W Homo sapiens cDNA clone IMAGE:1759191 3'
3597	16350		2.82	9.0E-08	M61755.1	NT	Human alanine:glyoxylate aminotransferase (AGXT) gene, exons 1 and 2
5815	18604	31532	2.61	9.0E-08	L29416.1	NT	Homo sapiens differentiation antigen CD20 gene, exons 6, 6
6765	19509	32534	0.8	9.0E-06	BE065042.1	EST_HUMAN	RC1-BT0313-110500-017-407 BT0313 Homo sapiens cDNA
7340	20021	33089	0.85	9.0E-08	P08547	SWISSPROT	LINE-1 REVERSE TRANSCRIPTASE HOMOLOG
7673	20337	33450	13.94	9.0E-06	AI034370.1	EST_HUMAN	ox20g01.x1 Soares_fetal_liver_spleen_1NFLS_S1 Homo sapiens cDNA clone IMAGE:1656912 3' similar to contains Alu repetitive element;
8363	21056	34197	1.1	9.0E-06	AL163209.2	NT	Homo sapiens chromosome 21 segment HS21C009
8881	21572	34715	2.69	9.0E-06	Q63769	SWISSPROT	SUSHI REPEAT-CONTAINING PROTEIN SRPX PRECURSOR (DRS PROTEIN) (DOWN-REGULATED BY V-SRC)
8881	21572	34716	2.69	9.0E-06	Q63769	SWISSPROT	SUSHI REPEAT-CONTAINING PROTEIN SRPX PRECURSOR (DRS PROTEIN) (DOWN-REGULATED BY V-SRC)
9122	21810	34978	4.3	9.0E-06	U35114.1	NT	Human apolipoprotein E (APOE) gene, hepatic control region HCR-2
10858	23538	36784	3.46	9.0E-06	Q10364	SWISSPROT	PUTATIVE SERINE/THREONINE-PROTEIN KINASE C22E12.14C
10832	15587	27986	1.27	8.0E-06	AW362599.1	EST_HUMAN	RC3-CT0283-201199-011-h11 CT0283 Homo sapiens cDNA
2430	23076	36288	0.75	8.0E-06	P34083	SWISSPROT	FASCICLIN II, PHOSPHATIDYLINOSITOL-LINKED ISOFORM PRECURSOR (FAS II)
10430	23076	36289	0.75	8.0E-06	P34083	SWISSPROT	FASCICLIN II, PHOSPHATIDYLINOSITOL-LINKED ISOFORM PRECURSOR (FAS II)

Page 198 of 536  
Table 4

Single Exon Probes Expressed In Brain

Probe SEQ ID NO:	Exon SEQ ID NO:	ORF SEQ ID NO:	Expression Signal	Most Similar (Top) Hit BLAST E Value	Top Hit Accession No.	Top Hit Database Source	Top Hit Descriptor
958	13723		2.89	7.0E-08	AA689729.1	EST_HUMAN	eb90f10.s1 Stratagene lung (#937210) Homo sapiens cDNA clone IMAGE:854251 3' similar to contains
1419	14197	26851	3.42	7.0E-06	7692177	NT	MER20.t1 MER20 repetitive element: Homo sapiens KIAA0555 gene product (KIAA0555), mRNA
2876	15643		5.93	7.0E-06	A1368252.1	EST_HUMAN	qw18g09.x1 NCI_CGAP_U13 Homo sapiens cDNA clone IMAGE:1991296 3' similar to contains Alu repetitive element:
3551	16308		0.92	7.0E-06	AA385542.1	EST_HUMAN	EST199205 Thyroid Homo sapiens cDNA 5' end similar to EST containing L1 repeat
5609	18405		5.88	7.0E-06	AW883141.1	EST_HUMAN	QV2-OT0062-260400-173-h01 OT0062 Homo sapiens cDNA
5716	18508	31429	1.01	7.0E-06	N98645.1	EST_HUMAN	yy85c07.r1 Soares_multiple_sclerosis_2NbrMSP Homo sapiens cDNA clone IMAGE:278412 5'
8988	21380	34524	0.7	7.0E-06	11420709	NT	Homo sapiens DNA segment, numerous copies, expressed probes (GS1 gene) (DXF68S1E), mRNA
9900	22451		0.45	7.0E-06	Q61147	SWISSPROT	CERULOPLASMIN PRECURSOR (FERROXIDASE)
11930	25356	30608	2.32	7.0E-06	BF215972.1	EST_HUMAN	901881922F1 NIH_MGC_57 Homo sapiens cDNA clone IMAGE:4063972 5'
2918	15694	28329	1.28	6.0E-06	BE089189.1	EST_HUMAN	QV3-BT0379-010300-105-d11 BT0379 Homo sapiens cDNA
3660	16433	25076	1.03	6.0E-06	BE069189.1	EST_HUMAN	QV3-BT0379-010300-105-d11 BT0379 Homo sapiens cDNA
4705	15708	28359	1.91	6.0E-06	Q01456	SWISSPROT	OVARIAN ABUNDANT MESSAGE PROTEIN (OAM PROTEIN)
4710	17442	30074	2.21	6.0E-06	A1040099.1	EST_HUMAN	ex08e02.x1 Soares_fetal_liver_spleen_1NFLS_S1 Homo sapiens cDNA clone IMAGE:1665738 3' similar to contains MER8.12 MER8 repetitive element:
5265	18071	30700	1.32	6.0E-06	AF167441.1	NT	Mus musculus E-cadherin binding protein E7 mRNA, complete cds
5324	18127	30787	1.06	6.0E-06	Q02040	SWISSPROT	PROTEIN XE7
9756	22407		1.48	6.0E-06	AW801912.1	EST_HUMAN	IL5-UM0070-110400-063-g02 UM0070 Homo sapiens cDNA
12755	25016	30979	2.27	6.0E-06	11418157	NT	Homo sapiens calcium channel, voltage-dependent, alpha 11 subunit (CACNA11), mRNA
5970	18752	31713	3.27	5.0E-06	AL163246.2	NT	Homo sapiens chromosome 21 segment HS21C046
6245	19019	31993	2.31	5.0E-06	U07661.1	NT	Human ABL gene, exon 1b and intron 1b, and putative M8604 Met protein (M8604 Met) gene, complete cds
7134	19821	32887	1.1	5.0E-06	AB007546.1	NT	Homo sapiens gene for LECT2, complete cds
8359	21052	34192	0.53	5.0E-06	AW856972.1	EST_HUMAN	RC1-CT0302-120200-013-h02 CT0302 Homo sapiens cDNA
8369	21052	34193	0.53	5.0E-06	AW856972.1	EST_HUMAN	RC1-CT0302-120200-013-h02 CT0302 Homo sapiens cDNA
10002	22650	35862	0.16	5.0E-06	AA313620.1	EST_HUMAN	EST185498 Colon carcinoma (HCC) cell line Homo sapiens cDNA 5' end
10410	23056	36273	0.45	5.0E-06	P06681	SWISSPROT	COMPLEMENT C2 PRECURSOR (C9/C5 CONVERTASE)
12649	24953	30987	2.83	5.0E-06	A1065045.1	EST_HUMAN	HA0877 Human fetal liver cDNA library Homo sapiens cDNA
632	13411	26048	6.1	4.0E-06	R16267.1	EST_HUMAN	ye48c03.r1 Soares_infant_brain_1NIB Homo sapiens cDNA clone IMAGE:53254 5' similar to contains Alu repetitive element:contains L1 repetitive element:
828	13596	26266	7.07	4.0E-06	AW103354.1	EST_HUMAN	xc68g12.x1 NCI_CGAP_Eso2 Homo sapiens cDNA clone IMAGE:2689574 3' similar to contains Alu repetitive element:contains element MER21 repetitive element:

Single Exon Probes Expressed in Brain

Probe SEQ ID NO:	Exon SEQ ID NO:	ORF SEQ ID NO:	Expression Signal	Most Similar (Top) Hit BLAST E Value	Top Hit Accession No.	Top Hit Database Source	Top Hit Descriptor
1311	14059	26733	4.64	4.0E-06	A1334928.1	EST_HUMAN	U33e09.x1 NCI_CGAP_HSC2 Homo sapiens cDNA clone IMAGE:2056168 3'
1311	14059	26734	4.84	4.0E-06	A1334928.1	EST_HUMAN	U33e09.x1 NCI_CGAP_HSC2 Homo sapiens cDNA clone IMAGE:2066168 3'
1457	14204	26889	1.8	4.0E-06	BF366812.1	EST_HUMAN	QV2-NT0046-200600-250-h07 NT0046 Homo sapiens cDNA
2261	14988	27728	2.17	4.0E-06	AW015401.1	EST_HUMAN	UI-H-B10-aat-f-05-Q-U1.st NCI_CGAP_Sub1 Homo sapiens cDNA clone IMAGE:2710425 3'
3060	15826	28471	0.9	4.0E-06	AF198349.1	NT	Gallus gallus Dach2 protein (Dach2) mRNA, complete cds
3874	16624	29262	1.05	4.0E-06	AW848295.1	EST_HUMAN	IL3-CT0214-150200-074-B03 CT0214 Homo sapiens cDNA
4756	17488	30115	1.89	4.0E-06	A1896939.1	EST_HUMAN	wf94ct10.x1 NCI_CGAP_Brm25 Homo sapiens cDNA clone IMAGE:2432562 3' similar to contains element
8397	21090	34226	0.56	4.0E-06	O16393	SWISSPROT	MER22 repetitive element;
8699	21391	34536	3.58	4.0E-06	AF009660.1	NT	TRANSMEMBRANE PROTEASE, SERINE 2
8607	22260	35446	1.24	4.0E-06	AJ272265.1	NT	Homo sapiens T cell receptor beta locus, TCRBV7S3A2 to TCRBV12S2 region
11427	23194	36425	4.21	4.0E-06	AB007955.1	NT	Homo sapiens SPP2 gene for secreted phosphoprotein 24 precursor, exons 1-8
2160	14890	27624	1.75	3.0E-06	AA700562.1	EST_HUMAN	Homo sapiens mRNA, chromosome 1 specific transcript KIAA0486
2160	14890	27625	1.75	3.0E-06	AA700562.1	EST_HUMAN	Z34b08.s1 Soares_fetal_liver_spleen_1NFLS_S1 Homo sapiens cDNA clone IMAGE:432663 3' similar to contains L1.11 L1 repetitive element;
2263	14989		1.44	3.0E-06	AF202635.1	NT	Z34b08.s1 Soares_fetal_liver_spleen_1NFLS_S1 Homo sapiens cDNA clone IMAGE:432663 3' similar to contains L1.11 L1 repetitive element;
2922	15888	28332	1.05	3.0E-06	AA866218.1	EST_HUMAN	Homo sapiens PP1200 mRNA, complete cds
3259	16021		2.05	3.0E-06	A1857779.1	EST_HUMAN	ak48g11.s1 Soares_testis_NHT Homo sapiens cDNA clone IMAGE:1409252 3' similar to contains LTR1.6
3763	16515	29152	1.13	3.0E-06	BE047094.1	EST_HUMAN	LTR1 repetitive element;
3763	16515	29153	1.13	3.0E-06	BE047094.1	EST_HUMAN	w22a05.x1 NCI_CGAP_U11 Homo sapiens cDNA clone IMAGE:2425616 3' similar to TR:O60734 O60734
4524	17259	29893	3.74	3.0E-06	X54816.1	NT	LINE-1 LIKE PROTEIN ;contains L1.12 L1 repetitive element ;
6068	18847	31811	0.93	3.0E-06	AU159412.1	EST_HUMAN	hg64d12.x1 NCI_CGAP_HN13 Homo sapiens cDNA clone IMAGE:3124151 3'
7129	18817		2.43	3.0E-06	P08548	SWISSPROT	hg64d12.x1 NCI_CGAP_HN13 Homo sapiens cDNA clone IMAGE:3124151 3'
7961	20876	33601	0.83	3.0E-06	BE562994.1	EST_HUMAN	Homo sapiens gene for alpha-1-microglobulin-bikunin, exons 1-5 (encoding alpha-1-microglobulin, N-terminus.)
8684	21276	34413	0.66	3.0E-06	P07743	SWISSPROT	RC0-LT0001-261199-011-A03 LT0001 Homo sapiens cDNA
12949	24755		3.84	3.0E-06	AW385262.1	EST_HUMAN	LINE-1 REVERSE TRANSCRIPTASE HOMOLOG
197	13010		2.81	2.0E-06	P54366	SWISSPROT	601336213F1 NIH_MGC_44 Homo sapiens cDNA clone IMAGE:3690314 5'
1661	14308		4.45	2.0E-06	P21414	SWISSPROT	PAROTID SECRETORY PROTEIN PRECURSOR (PSP)
2376	15096	27638	4.8	2.0E-06	A1672138.1	EST_HUMAN	HOMEBOX PROTEIN GOOSECOID
							POLYPROTEIN [CONTAINS: PROTEASE ; REVERSE TRANSCRIPTASE ; ENDONUCLEASE]
							w804d03.x1 NCI_CGAP_Kid11 Homo sapiens cDNA clone IMAGE:2297088 3' similar to contains MER30.b1
							MER30 repetitive element;

Page 200 of 536  
Table 4

Single Exon Probes Expressed in Brain

Probe SEQ ID NO:	Exon SEQ ID NO:	ORF SEQ ID NO:	Expression Signal	Most Similar (Top) Hit BLAST E Value	Top Hit Accession No.	Top Hit Database Source	Top Hit Descriptor
2469	15187	27926	2.37	2.0E-06	P04929	SWISSPROT	HISTIDINE-RICH GLYCOPROTEIN PRECURSOR
2571	16285	28023	1.68	2.0E-06	P06719	SWISSPROT	KNOB-ASSOCIATED HISTIDINE-RICH PROTEIN PRECURSOR (KAHRP)
3509	16285	28919	1.12	2.0E-06	AV567555.1	EST_HUMAN	AV657555 GLC Homo sapiens cDNA clone GLCFDB05 3'
3744	18497	29132	1.59	2.0E-06	AA173518.1	EST_HUMAN	zp02605.r1 Strategene ovarian cancer (#937219) Homo sapiens cDNA clone IMAGE:595232 5'
3753	16505	29141	0.82	2.0E-06	AW450215.1	EST_HUMAN	UIH-B13-aky-g-05-0-UJ.s1 NCI_CGAP_Sub5 Homo sapiens cDNA clone IMAGE:2736176 3'
3758	16510	29146	1.82	2.0E-06	AB030896.1	NT	Mus musculus gene for odorant receptor A16, complete cds
5998	18779		0.63	2.0E-06	AA974932.1	EST_HUMAN	on34h01.s1 NCI_CGAP_Lu5 Homo sapiens cDNA clone IMAGE:1658609 3' similar to contains Alu repetitive element;
6028	18908	31768	0.83	2.0E-06	AI539448.1	EST_HUMAN	tes51f05.x1 Soares_NFL_T_GBC_S1 Homo sapiens cDNA clone IMAGE:2090241 3' similar to TR:Q13537
6348	19118	32108	5.47	2.0E-06	AI819424.1	EST_HUMAN	Q13537 MER37 TRANSPORTABLE ELEMENT, COMPLETE CONSENSUS SEQUENCE. ;
7818	20513		1.63	2.0E-06	AW669223.1	EST_HUMAN	w90b04.x1 NCI_CGAP_Lym12 Homo sapiens cDNA clone IMAGE:2410063 3'
7988	20683	33809	0.57	2.0E-06	T12238.1	EST_HUMAN	MR3-SN0067-120400-002-f02 SN0067 Homo sapiens cDNA
8735	21427		0.6	2.0E-06	AA772497.1	EST_HUMAN	A447R Heart Homo sapiens cDNA clone A447
8747	21439	34586	1.8	2.0E-06	H62051.1	EST_HUMAN	z127c11.s1 Soares_pituitary_gland_N3HPG Homo sapiens cDNA clone IMAGE:413300 3' similar to
9116	21804	34969	0.82	2.0E-06	AF003529.1	NT	TR:P70467 P70467 REVERSE TRANSCRIPTASE ;
9116	21804	34970	0.82	2.0E-06	AF003529.1	NT	y137c04.r1 Soares ovary tumor NBHOT Homo sapiens cDNA clone IMAGE:235974 5' similar to gb:X74629
9135	21823		0.46	2.0E-06	AI473450.1	EST_HUMAN	KERATIN, TYPE II CYTOSKELETAL 8 (HUMAN);
9600	22253	35438	1	2.0E-06	N30576.1	EST_HUMAN	Homo sapiens glypican 3 (GPC3) gene, partial cds and flanking repeat regions
9819	22470		0.63	2.0E-06	AV1748969.1	EST_HUMAN	Homo sapiens glypican 3 (GPC3) gene, partial cds and flanking repeat regions
12251	25357	30609	2.1	2.0E-06	P23249	SWISSPROT	ij16g10.x1 NCI_CGAP_Gas4 Homo sapiens cDNA clone IMAGE:2141730 3'
32	12860	25477	2.36	1.0E-06	D76082	SWISSPROT	yw66e03.s1 Soares_placenta_8to9weeks_2NbhHP8to9W Homo sapiens cDNA clone IMAGE:257212 3'
642	13421	26060	2.62	1.0E-06	AF084364.1	NT	AV748969 NPC Homo sapiens cDNA clone NIPCAXD05 5'
1434	14181	26866	1.61	1.0E-06	P09125	SWISSPROT	PROTEIN MOV-10
1514	14261	26947	1.67	1.0E-06	AL163276.2	NT	ORGANIC CATION/CARNITINE TRANSPORTER 2 (SOLUTE CARRIER FAMILY 22, MEMBER 5) (HIGH AFFINITY SODIUM-DEPENDENT CARNITINE COTRANSPORTER)
1584	14311	26997	1.27	1.0E-06	AA034141.1	EST_HUMAN	[Mus musculus D6MME protein (D6Mme5) mRNA, complete cds
1584	14311	26998	1.27	1.0E-06	AA034141.1	EST_HUMAN	MEROZOITE SURFACE PROTEIN GMZ-8
1578	14325		1.34	1.0E-06	P27625	SWISSPROT	Homo sapiens chromosome 21 segment HS21C078
							z08a12.s1 Soares_fetal_liver_spleen_1NFLS_S1 Homo sapiens cDNA clone IMAGE:429982 3' similar to contains Alu repetitive element;
							z08a12.s1 Soares_fetal_liver_spleen_1NFLS_S1 Homo sapiens cDNA clone IMAGE:429982 3' similar to contains Alu repetitive element;
							DNA-DIRECTED RNA POLYMERASE III LARGEST SUBUNIT

Single Exon Probes Expressed in Brain

Probe SEQ ID NO:	Exon SEQ ID NO:	ORF SEQ ID NO:	Expression Signal	Most Similar (Top) Hit BLAST E Value	Top Hit Accession No.	Top Hit Database Source	Top Hit Descriptor
1987	14723	27443	5.09	1.0E-06	AF184614.1	NT	Homo sapiens p47-phox (NCF1) gene, complete cds
1987	14723	27444	5.09	1.0E-06	AF184614.1	NT	Homo sapiens p47-phox (NCF1) gene, complete cds
4936	17075	29703	12.81	1.0E-06	U07561.1	NT	Human ABL gene, exon 1b and intron 1b, and putative M8604 Met protein (M8604 Met) gene, complete cds
5208	18016	30638	5.07	1.0E-06	BF333015.1	EST_HUMAN	MIR1-BT0800-030700-002-c06 BT0800 Homo sapiens cDNA
5232	18038	30665	0.83	1.0E-06	BE834518.1	EST_HUMAN	MIR3-FN0004-090600-001-e04 FN0004 Homo sapiens cDNA
5232	18038	30668	0.93	1.0E-06	BE834518.1	EST_HUMAN	MIR3-FN0004-090600-001-e04 FN0004 Homo sapiens cDNA
5389	18189	30881	1.22	1.0E-06	O60813	SWISSPROT	15 KDA SELENOPROTEIN PRECURSOR
5706	18500		0.78	1.0E-06	BE063827.1	EST_HUMAN	CM0-BT0281-031199-087-t04 BT0281 Homo sapiens cDNA
6773	19517	32545	6.91	1.0E-06	P02671	SWISSPROT	FIBRINOGEN ALPHA/ALPHA-E CHAIN PRECURSOR
7844	25427		0.63	1.0E-06	BE185330.1	EST_HUMAN	IL6-HT0730-020500-074-g01 HT0730 Homo sapiens cDNA
7900	20595		0.77	1.0E-06	AA912623.1	EST_HUMAN	cl28c08.s1 Soares_NFL_T_GBC_S1 Homo sapiens cDNA clone IMAGE:1524878 3'
8171	20865	33997	1.2	1.0E-06	AI347010.1	EST_HUMAN	qp54e02.x1 NCL_CGAP_Co8 Homo sapiens cDNA clone IMAGE:1926842 3'
8387	21060	34215	1.31	1.0E-06	AI287878.1	EST_HUMAN	qv23f06.x1 NCL_CGAP_Lym8 Homo sapiens cDNA clone IMAGE:1982435 3' similar to contains element
9204	22083	35255	0.94	1.0E-06	N74635.1	EST_HUMAN	MIR repetitive element;
9279	22033	35205	0.95	1.0E-06	Q39575	SWISSPROT	za55e01.s1 Soares fetal liver spleen 1NFLS Homo sapiens cDNA clone IMAGE:296472 3'
9581	22234	35417	4.28	1.0E-06	U82668.1	NT	DYNEIN GAMMA CHAIN, FLAGELLAR OUTER ARM
9581	22234	35418	4.28	1.0E-06	U82668.1	NT	Homo sapiens shox gene, alternatively spliced products, complete cds
9627	22280	35470	4.76	1.0E-06	AA132811.1	EST_HUMAN	Homo sapiens shox gene, alternatively spliced products, complete cds
9688	22340		3.37	1.0E-06	AA449257.1	EST_HUMAN	zo17e08.r1 Stratagene colon (#837204) Homo sapiens cDNA clone IMAGE:587174 5'
10385	23031		1.68	1.0E-06	AL163203.2	NT	zo04d11.s1 Soares_total_fetus_Nb2HF8_sw Homo sapiens cDNA clone IMAGE:785463 3' similar to gb:D26129 RIBONUCLEASE PANCREATIC PRECURSOR (HUMAN);
11648	24245		3.85	1.0E-06	AW890941.1	EST_HUMAN	Homo sapiens chromosome 21 segment HS21C003
11724	24318	37641	1.38	1.0E-06	AA164914.1	EST_HUMAN	RC4-NT0054-120500-012-b03 NT0054 Homo sapiens cDNA
11724	24318	37642	1.38	1.0E-06	AA164914.1	EST_HUMAN	zq42c02.s1 Stratagene hNT neuron (#937233) Homo sapiens cDNA clone IMAGE:632364 3' similar to SW;POL_SMSAV P03359 POL POLYPROTEIN;
12390	14723	27443	1.79	1.0E-06	AF184614.1	NT	zq42c02.s1 Stratagene hNT neuron (#937233) Homo sapiens cDNA clone IMAGE:632364 3' similar to SW;POL_SMSAV P03359 POL POLYPROTEIN;
12390	14723	27444	1.79	1.0E-06	AF184614.1	NT	zq42c02.s1 Stratagene hNT neuron (#937233) Homo sapiens cDNA clone IMAGE:632364 3' similar to SW;POL_SMSAV P03359 POL POLYPROTEIN;
351	13150	25790	2.24	9.0E-07	AF003528.1	NT	Homo sapiens p47-phox (NCF1) gene, complete cds
351	13150	25791	2.24	9.0E-07	AF003528.1	NT	Homo sapiens p47-phox (NCF1) gene, complete cds
8306	21000		0.53	9.0E-07	AL163280.2	NT	Homo sapiens glypican 3 (GPC3) gene, partial cds and flanking repeat regions
11212	23873	37161	2.87	9.0E-07	AL163281.2	NT	Homo sapiens glypican 3 (GPC3) gene, partial cds and flanking repeat regions

Table 4

Single Exon Probes Expressed In Brain

Probe SEQ ID NO:	Exon SEQ ID NO:	ORF SEQ ID NO:	Expression Signal	Most Similar (Top) Hit BLAST E Value	Top Hit Accession No.	Top Hit Database Source	Top Hit Descriptor
11793	24326	37650	1.3	9.0E-07	AF087913.1	NT	Human endogenous retrovirus HERV-P-T47D
4719	17451	30084	3.26	8.0E-07	A1288596.1	EST_HUMAN	qi82g07.x1 Soares_NIHMPu_S1 Homo sapiens cDNA clone IMAGE:1878876 3'
4719	17451	30085	3.26	8.0E-07	A1288596.1	EST_HUMAN	qi82g07.x1 Soares_NIHMPu_S1 Homo sapiens cDNA clone IMAGE:1878876 3'
5796	18667		9.43	8.0E-07	P21414	SWISSPROT	POLYPROTEIN [CONTAINS: PROTEASE; REVERSE TRANSCRIPTASE; ENDONUCLEASE]
7901	20598		9.73	8.0E-07	AF135416.1	NT	Homo sapiens UDP-glucuronosyltransferase gene, complete cds
11822	24219		6.59	8.0E-07	T07770.1	EST_HUMAN	EST05660 Fetal brain, Stragene (cat#938206) Homo sapiens cDNA clone HFBN89
11912	24476		8.22	8.0E-07	AL163280.2	NT	Homo sapiens chromosome 21 segment HS21C080
1858	14996	27312	0.91	7.0E-07	AF167341.1	NT	Homo sapiens membrane interleukin 1 receptor accessory protein (IL1RAP) gene, exons 10 and 11
5432	18231	30944	0.72	7.0E-07	6005700	NT	Homo sapiens ATP-binding cassette, sub-family A (ABC1), member 8 (ABCA8), mRNA
5432	18231	30945	0.72	7.0E-07	6005700	NT	Homo sapiens ATP-binding cassette, sub-family A (ABC1), member 8 (ABCA8), mRNA
1905	14642	27352	2.98	6.0E-07	AW855558.1	EST_HUMAN	CM3-CT0277-221099-024-e11 CT0277 Homo sapiens cDNA
2498	15213	27956	4.52	6.0E-07	AF019413.1	NT	Homo sapiens HLA class III region containing tenascin X (tenascin-X) gene, partial cds; cytochrome P450 21-hydroxylase (CYP21B), complement component C4 (C4B) G11, helicase (SK12W), RD, complement factor B (BF), and complement component C2 (C2) genes, >
3956	16705		1.83	6.0E-07	P41479	SWISSPROT	HYPOTHETICAL 24.1 KD PROTEIN IN LEF-P33 INTERGENIC REGION
9040	21790	34885	1.52	6.0E-07	BF001867.1	EST_HUMAN	7694f07.x1 NCI_CGAP_Co16 Homo sapiens cDNA clone IMAGE:3314149 3' similar to TR:O75920 O75920 4'5L.;
11836	24420	37761	1.3	6.0E-07	BE063509.1	EST_HUMAN	CM0-BT0281-031199-087-e03 BT0281 Homo sapiens cDNA
12156	26307		2.28	6.0E-07	AW903222.1	EST_HUMAN	CM4-NN1026-260300-121-t12 NN1026 Homo sapiens cDNA
318	13121		1.94	5.0E-07	A1831893.1	EST_HUMAN	wh64f10.x1 NCI_CGAP_Kid11 Homo sapiens cDNA clone IMAGE:23855647 3'
1036	13795		4.25	5.0E-07	AA380630.1	EST_HUMAN	EST93615 Suppl cells Homo sapiens cDNA 5' and
3028	15794		0.88	5.0E-07	A1831893.1	EST_HUMAN	wh64f10.x1 NCI_CGAP_Kid11 Homo sapiens cDNA clone IMAGE:23855647 3'
6028	18809	31769	0.9	5.0E-07	U65067.1	NT	Mus musculus OG-2 homeodomain protein (OG-2) gene, partial cds
6964	19446	32463	1.69	5.0E-07	A1393981.1	EST_HUMAN	tg06b05.x1 NCI_CGAP_CLL1 Homo sapiens cDNA clone IMAGE:2107963 3' similar to contains Alu repetitive element; contains element A3R repetitive element;
6964	19446	32464	1.69	5.0E-07	A1393981.1	EST_HUMAN	tg06b05.x1 NCI_CGAP_CLL1 Homo sapiens cDNA clone IMAGE:2107963 3' similar to contains Alu repetitive element; contains element A3R repetitive element;
7248	19933	33008	17	5.0E-07	AW070985.1	EST_HUMAN	xx31a02.x1 NCI_CGAP_B18 Homo sapiens cDNA clone IMAGE:25668392 3' similar to gb:X15341 CYTOCHROME C OXIDASE POLYPEPTIDE VIA-LIVER (HUMAN);
8173	20867	33989	0.74	5.0E-07	O9WUQ1	SWISSPROT	ADAM-15 1 PRECURSOR (A DISINTEGRIN AND METALLOPROTEINASE WITH THROMBOSPONDIN MOTIFS 1) (ADAMTS-1) (ADAM-15)
8368	21081		0.82	5.0E-07	P09583	SWISSPROT	S-ANTIGEN PROTEIN PRECURSOR
10265	22913	36123	4.94	5.0E-07	A1906587.1	EST_HUMAN	CM-BT178-220499-014 BT178 Homo sapiens cDNA



Page 203 of 536  
Table 4

Single Exon Probes Expressed in Brain

Probe SEQ ID NO:	Exon SEQ ID NO:	ORF SEQ ID NO:	Expression Signal	Most Similar (Top) Hit BLAST E Value	Top Hit Accession No.	Top Hit Database Source	Top Hit Descriptor
10560	23256	36493	1.28	5.0E-07	P08547	SWISSPROT	LINE-1 REVERSE TRANSCRIPTASE HOMOLOG
11500	24101	37413	4.04	5.0E-07	P11087	SWISSPROT	COLLAGEN ALPHA 1(I) CHAIN PRECURSOR
11574	24173		2.62	5.0E-07	AJ271735.1	NT	Homo sapiens Xq pseudautosomal region; segment 1/2
12561	25211		3.48	5.0E-07	AW862537.1	EST_HUMAN	QV0-CT0383-210400-204-b12 CT0383 Homo sapiens cDNA
3961	16729	28364	2.02	4.0E-07	AW009602.1	EST_HUMAN	ws84hd5.x1 NCL_CGAP_Cc3 Homo sapiens cDNA IMAGE:2504697.3'
7078	19769		0.83	4.0E-07	AJ272265.1	NT	Homo sapiens SPP2 gene for secreted phosphoprotein 24 precursor, exons 1-8
7167	18854	32923	1.74	4.0E-07	Q9Z2V6	SWISSPROT	HISTONE DEACETYLASE 5 (HD5) (HISTONE DEACETYLASE MHDA1)
7167	18854	32924	1.74	4.0E-07	Q9Z2V6	SWISSPROT	HISTONE DEACETYLASE 5 (HD5) (HISTONE DEACETYLASE MHDA1)
7823	20518	33644	0.6	4.0E-07	AL163207.2	NT	Homo sapiens chromosome 21 segment HS21C007
8949	21640	34787	5.41	4.0E-07	AW419134.1	EST_HUMAN	xy49g11.x1 NCL_CGAP_Lu34.1 Homo sapiens cDNA clone IMAGE:2856548.3'
10027	22875	35690	0.47	4.0E-07	BE901975.1	EST_HUMAN	601876748F1 NIH_MGC_21 Homo sapiens cDNA clone IMAGE:3959651.5'
10027	22875	35891	0.47	4.0E-07	BE901975.1	EST_HUMAN	601876748F1 NIH_MGC_21 Homo sapiens cDNA clone IMAGE:3959651.5'
10223	22871	36084	0.49	4.0E-07	AL163218.2	NT	Homo sapiens chromosome 21 segment HS21C018
10856	23538	36781	3.14	4.0E-07	A1765528.1	EST_HUMAN	wf81b08.x1 NCL_CGAP_Kif12 Homo sapiens cDNA clone IMAGE:2399703.3'
10856	23538	36782	3.14	4.0E-07	A1765528.1	EST_HUMAN	wf81b08.x1 NCL_CGAP_Kif12 Homo sapiens cDNA clone IMAGE:2399703.3'
11184	23849		1.66	4.0E-07	BE001828.1	EST_HUMAN	PM1-BN0083-030300-003-e12 BN0083 Homo sapiens cDNA
431	13217	25862	9.64	3.0E-07	U19719.1	NT	Human microfibri-associated glycoprotein (MFAP2) gene, putative promoter region and alternatively spliced untranslated exons
569	13350	25978	2.12	3.0E-07	AJ271735.1	NT	Homo sapiens Xq pseudautosomal region; segment 1/2
1353	14101	28778	2.87	3.0E-07	M99149.1	NT	Human polymorphic microsatellite DNA
1822	14368		2.03	3.0E-07	M64857.1	NT	Human IgK subgroup I germ-line gene, exons 1 and 2, V-region 018 allele
2039	14773		1.42	3.0E-07	AA526763.1	EST_HUMAN	nl56b09.s1 NCL_CGAP_Ov2 Homo sapiens cDNA clone IMAGE:960825 similar to contains Alu repetitive element; contains L1.t3 L1 repetitive element ;
2286	15011	27749	1.83	3.0E-07	M99149.1	NT	Human polymorphic microsatellite DNA
2472	15190	27830	7.61	3.0E-07	BE006077.1	EST_HUMAN	MRO-BND115-020300-001-f11 BN0115 Homo sapiens cDNA
2472	15190	27931	7.61	3.0E-07	BE005077.1	EST_HUMAN	MRO-BND115-020300-001-f11 BN0115 Homo sapiens cDNA
3031	15797	28443	1.16	3.0E-07	T84704.1	EST_HUMAN	yt60f12.r1 Soares fetal liver spleen 1NFLS Homo sapiens cDNA clone IMAGE:111695.6'
3157	15920	28566	1.45	3.0E-07	P38739	SWISSPROT	HYPOTHETICAL 63.8 KD PROTEIN IN GUT1-RIM1 INTERGENIC REGION PRECURSOR
4678	17412	30047	7.42	3.0E-07	AV650201.1	EST_HUMAN	AV650201 G1C Homo sapiens cDNA clone GLCC0D01.3'
4711	17443	30075	0.86	3.0E-07	A1797236.1	EST_HUMAN	ws86b12.x1 Soares_NFL_T_GBC_S1 Homo sapiens cDNA clone IMAGE:2347967.3'
5004	17727	30330	1.3	3.0E-07	T57850.1	EST_HUMAN	yc14h09.e1 Stratagene lung (#637210) Homo sapiens cDNA clone IMAGE:80705.3' similar to similar to gb:M62982 ARACHIDONATE 12-LIPOXYGENASE (HUMAN)
5004	17727	30331	1.3	3.0E-07	T57850.1	EST_HUMAN	yc14h09.s1 Stratagene lung (#637210) Homo sapiens cDNA clone IMAGE:80705.3' similar to similar to gb:M62982 ARACHIDONATE 12-LIPOXYGENASE (HUMAN)

Single Exon Probes Expressed in Brain

Probe SEQ ID NO:	Exon SEQ ID NO:	ORF SEQ ID NO:	Expression Signal	Most Similar (Top) Hit BLAST E Value	Top Hit Accession No.	Top Hit Database Source	Top Hit Descriptor
5580	18377	31280	12.43	3.0E-07	O88807	SWISSPROT	PROTEIN-ARGININE DEIMINASE TYPE IV (PEPTIDYLARGININE DEIMINASE IV) (PAD-R4)
5883	18689	31610	0.83	3.0E-07	O42280	SWISSPROT	(PEPTIDYLARGININE DEIMINASE TYPE ALPHA)
6603	18366		6.57	3.0E-07	AA815175.1	EST_HUMAN	WNT-14 PROTEIN PRECURSOR
7409	20088	33170	3.48	3.0E-07	AW797168.1	EST_HUMAN	cc04c10.s1 NCL_CGAP_GCB1 Homo sapiens cDNA clone IMAGE:1398890 3'
7561	20231		0.79	3.0E-07	AI591065.1	EST_HUMAN	QV1-JM0036-200300-115-g02 UM0036 Homo sapiens cDNA tw28f11.x1 NCL_CGAP_Ov35 Homo sapiens cDNA clone IMAGE:2281037 3' similar to contains Alu repetitive element; contains element MSR1 MSR1 repetitive element ;
9028	21718	34872	0.85	3.0E-07	P33240	SWISSPROT	CLEAVAGE STIMULATION FACTOR, 64 KD SUBUNIT (CSTF 64 KD SUBUNIT) (CF-1 64 KD SUBUNIT)
9028	21718	34873	0.85	3.0E-07	P33240	SWISSPROT	CLEAVAGE STIMULATION FACTOR, 64 KD SUBUNIT (CSTF 64 KD SUBUNIT) (CF-1 64 KD SUBUNIT)
11484	24085		1.45	3.0E-07	BE439409.1	EST_HUMAN	HTM1-025F1 HTM1 Homo sapiens cDNA
11556	24253		1.75	3.0E-07	AF029308.1	NT	Homo sapiens chromosome 9 duplication of the T cell receptor beta locus and trypsinogen gene families
12791	25043		5.1	3.0E-07	AJ132352.1	NT	Rattus norvegicus mRNA for 45 kDa secretory protein, partial
27	12855	25471	4.15	2.0E-07	AF262988.1	NT	Homo sapiens TRF2-interacting telomeric RAP1 protein (RAP1) mRNA, complete cds
150	12865	25606	9	2.0E-07	L77569.1	NT	Homo sapiens D1George syndrome critical region, telomeric end
150	12865	25607	9	2.0E-07	L77569.1	NT	Homo sapiens D1George syndrome critical region, telomeric end
177	12889	25629	44.15	2.0E-07	U38849.1	NT	Fugu rubripes beta-cytoplasmic(vascular) actin gene, complete cds
731	13505	26160	2.45	2.0E-07	AF003530.1	NT	Homo sapiens homeobox protein CDX4 (CDX4) gene, complete cds and flanking repeat regions
731	13506	26161	2.45	2.0E-07	AF003530.1	NT	Homo sapiens homeobox protein CDX4 (CDX4) gene, complete cds and flanking repeat regions
744	13517		0.82	2.0E-07	P11369	SWISSPROT	RETROVIRUS-RELATED POLYPROTEIN [CONTAINS: REVERSE TRANSCRIPTASE ; ENDONUCLEASE]
922	13689	26353	3.73	2.0E-07	AA223260.1	EST_HUMAN	zr08b07.s1 Stratagene NT2 neuronal precursor 637230 Homo sapiens cDNA clone IMAGE:650869 3' similar to gb:L31860 GLYCOPHORIN A PRECURSOR (HUMAN); contains Alu repetitive element;
923	13690	26354	2.15	2.0E-07	T63042.1	EST_HUMAN	yc15g04.s1 Stratagene lung (#937210) Homo sapiens cDNA clone IMAGE:80790 3' similar to contains L1 repetitive element ;
1140	13895	26556	1.37	2.0E-07	Q26768	SWISSPROT	J6 AUTOANTIGEN
1596	14342	27032	2.98	2.0E-07	Q09701	SWISSPROT	HYPOTHEtical 72.6 KD PROTEIN C2F7.10 IN CHROMOSOME 1
3676	16429	29070	15.93	2.0E-07	AF125348.1	NT	Homo sapiens caveolin 1 (CAV1) gene, exon 3 and partial cds
5059	17778	30395	0.84	2.0E-07	AW070995.1	EST_HUMAN	xat05h07.x1 Soares_NFL_T_GBC_S1 Homo sapiens cDNA clone IMAGE:2667485 3' similar to WP:C38H2.1 CE00923 PROBABLE RABGAP DOMAINS ;

Single Exon Probes Expressed in Brain

Probe SEQ ID NO:	Exon SEQ ID NO:	ORF SEQ ID NO:	Expression Signal	Most Similar (Top) Hit BLAST E Value	Top Hit Accession No.	Top Hit Database Source	Top Hit Descriptor
5059	17778	30396	0.84	2.0E-07	AW070995.1	EST_HUMAN	xa05r07.x1 Soares_NFL_T_GBC_S1 Homo sapiens cDNA clone IMAGE:2567485 3' similar to WP.C398H2.1
5260	18068	30694	1.21	2.0E-07	AW898066.1	EST_HUMAN	CE00923 PROBABLE RABGAP DOMAINS ;
6456	25090	32223	0.81	2.0E-07	AW448968.1	EST_HUMAN	RC3-NN0068-260400-021-g11 NN0068 Homo sapiens cDNA
6565	18330	32337	1.79	2.0E-07	AI208715.1	EST_HUMAN	UH-BI3-ake-b-01-0-U1.s1 NCI_CGAP_Sub5 Homo sapiens cDNA clone IMAGE:2734008 3'
7568	20238	33342	0.67	2.0E-07	X95159.1	NT	qg56d05.x1 Soares_testis_NHT Homo sapiens cDNA clone IMAGE:1839177 3'
8369	21062		4.08	2.0E-07	AV728390.1	EST_HUMAN	Hi.sapiens brca2 gene exon 9
8696	21287	34426	0.97	2.0E-07	AA035198.1	EST_HUMAN	AV729390 HTC Homo sapiens cDNA clone H1CAEG02 5'
9661	22313		2.8	2.0E-07	AL163303.2	NT	zk27g09.s1 Soares_pregnant_uterus_NbHPU Homo sapiens cDNA clone IMAGE:471808 3'
10167	22816	36033	5.41	2.0E-07	AW892507.1	EST_HUMAN	Homo sapiens chromosome 21 segment HS21C103
10386	23032	36245	0.9	2.0E-07	P00751	SWISSPROT	CMA-NN0003-280300-124-e08 NN0003 Homo sapiens cDNA
10386	23032	36246	0.9	2.0E-07	P00751	SWISSPROT	COMPLEMENT FACTOR B PRECURSOR (C3/C5 CONVERTASE) (PROPERDIN FACTOR B)
11871	24945		2.44	2.0E-07	BE153717.1	EST_HUMAN	(GLYCINE-RICH BETA GLYCOPROTEIN) (GBG) (PBF2)
11953	25212		2.39	2.0E-07	AI732462.1	EST_HUMAN	COMPLEMENT FACTOR B PRECURSOR (C3/C5 CONVERTASE) (PROPERDIN FACTOR B)
1080	13838		1.97	1.0E-07	AL163282.2	NT	(GLYCINE-RICH BETA GLYCOPROTEIN) (GBG) (PBF2)
2381	15103	27842	1.11	1.0E-07	P10263	SWISSPROT	PM0-HT0339-280100-008-H07 HT0339 Homo sapiens cDNA
2630	14259	28945	2.51	1.0E-07	P08258	SWISSPROT	zn68h11.x5 Stratagene lung carcinoma 837218 Homo sapiens cDNA clone IMAGE:565028 3' similar to contains THR_b2 THR repetitive element ;
3727	13838		1.29	1.0E-07	AL163282.2	NT	Homo sapiens chromosome 21 segment HS21C082
4260	17001	29631	2.76	1.0E-07	AV718662.1	EST_HUMAN	RETROVIRUS-RELATED GAG POLYPROTEIN (VERSION 1)
4260	17001	29632	2.76	1.0E-07	AV718662.1	EST_HUMAN	GLYCOPROTEIN GPV
4690	17424		0.93	1.0E-07	O75920	SWISSPROT	Homo sapiens chromosome 21 segment HS21C082
5072	17791	30408	0.93	1.0E-07	AA019181.1	EST_HUMAN	AV718662 GLC Homo sapiens cDNA clone GLCFNF04 5'
							AV718662 GLC Homo sapiens cDNA clone GLCFNF04 5'
6410	19178	32177	0.87	1.0E-07	U82871.2	NT	ZINC FINGER PROTEIN 189
6768	19512	32537	5.24	1.0E-07	BE047871.1	EST_HUMAN	zsf5g02.t1 Soares retina N2b4HR Homo sapiens cDNA clone IMAGE:363028 6'
6768	19512	32538	5.24	1.0E-07	BE047871.1	EST_HUMAN	Homo sapiens chromosome Xq28 melanoma antigen family A2a (MAGEA2A), melanoma antigen family A12 (MAGEA12), melanoma antigen family A2b (MAGEA2B), melanoma antigen family A3 (MAGEA3), caltractin (CALT), NAD(P)H dehydrogenase-like protein (NSDHL), and LI>
7392	20071	31150	9.08	1.0E-07	N55081.1	EST_HUMAN	z43d06.y1 NCI_CGAP_Bms52 Homo sapiens cDNA clone IMAGE:2291339 5'
7548	20218	33320	0.67	1.0E-07	BF375909.1	EST_HUMAN	z43d06.y1 NCI_CGAP_Bms52 Homo sapiens cDNA clone IMAGE:2291339 5'
7548	20218	33321	0.67	1.0E-07	BF375909.1	EST_HUMAN	yy43c07.s1 Soares fetal liver spleen 1NFLS Homo sapiens cDNA clone IMAGE:245484 3'
7577	20246	33351	1.31	1.0E-07	AL163281.2	NT	PM4-TN0024-030800-002-b05 TN0024 Homo sapiens cDNA
							PM4-TN0024-030800-002-b05 TN0024 Homo sapiens cDNA
							Homo sapiens chromosome 21 segment HS21C081

Single Exon Probes Expressed in Brain

Probe SEQ ID NO:	Exon SEQ ID NO:	ORF SEQ ID NO:	Expression Signal	Most Similar (Top) Hit BLAST E Value	Top Hit Accession No.	Top Hit Database Source	Top Hit Descriptor
7721	20385	33489	0.64	1.0E-07	AL163203.2	NT	Homo sapiens chromosome 21 segment HS21C003
8114	20808	33941	2.73	1.0E-07	P97435	SWISSPROT	ENTEROPEPTIDASE (ENTEROKINASE)
8114	20808	33942	2.73	1.0E-07	P97435	SWISSPROT	ENTEROPEPTIDASE (ENTEROKINASE)
8853	21544	34691	2.78	1.0E-07	AA699576.1	EST_HUMAN	z157e10.s1 Soares_fetal_liver_spleen_1NFLS_S1 Homo sapiens cDNA clone IMAGE:434348 3'
9170	21840	35005	0.97	1.0E-07	P67110	SWISSPROT	ADAM-TS 8 PRECURSOR (A DISINTEGRIN AND METALLOPROTEINASE WITH THROMBOSPONDIN MOTIFS 8) (ADAM-TS8) (METH-2)
9517	22170	35353	0.45	1.0E-07	BE327843.1	EST_HUMAN	hu28h06.x1 NCI_CGAP_Mel15 Homo sapiens cDNA clone IMAGE:3171419 3' similar to contains MER18.13
9836	22487	35889	2.77	1.0E-07	BF674524.1	EST_HUMAN	MER18 repetitive element;
9844	22495	35996	1.21	1.0E-07	AA386311.1	EST_HUMAN	602137714F1 NIH_MGC_83 Homo sapiens cDNA clone IMAGE:4274428 5'
10382	23009		1.28	1.0E-07	AL163282.2	NT	EST185054 Brain IV Homo sapiens cDNA
12212	25189	30810	3.83	1.0E-07	BE048770.1	EST_HUMAN	hr53c11.x1 NCI_CGAP_Kid11 Homo sapiens cDNA clone IMAGE:3132212 3' similar to TR:095722 O85722
12514	24894		1.87	1.0E-07	X51755.1	NT	DJ1163J1.1;
7181	19887	32840	0.84	9.0E-08	AI539382.1	EST_HUMAN	Human lambda-immunoglobulin constant region complex (germline)
9787	22438	35645	1.88	9.0E-08	AV734819.1	EST_HUMAN	hs51b06.x1 Soares_NFL_T_GBC_S1 Homo sapiens cDNA clone IMAGE:2090195 3'
11136	23804	37082	1.71	9.0E-08	AI891052.1	EST_HUMAN	AV734819 cda Homo sapiens cDNA clone cdABFB06 5'
11668	24263	37587	2.8	9.0E-08	AL163301.2	NT	wn30a07.x1 NCI_CGAP_Gas4 Homo sapiens cDNA clone IMAGE:2446632 3' similar to contains OFR.12
12166	24648		4.44	9.0E-08	AJ251973.1	NT	OFR repetitive element;
593	15546		3.7	8.0E-08	AI911352.1	EST_HUMAN	Homo sapiens chromosome 21 segment HS21C101
1028	13788		0.72	8.0E-08	BE795469.1	EST_HUMAN	Homo sapiens partial steerin-1 gene
3532	16288		1.53	8.0E-08	BE795469.1	EST_HUMAN	wd16805.x1 Soares_NFL_T_GBC_S1 Homo sapiens cDNA clone IMAGE:2328273 3'
8638	21330	34474	3.05	8.0E-08	AI752367.1	EST_HUMAN	601580133F1 NIH_MGC_7 Homo sapiens cDNA clone IMAGE:3943976 5'
8638	21330	34475	3.05	8.0E-08	AI752367.1	EST_HUMAN	601580133F1 NIH_MGC_7 Homo sapiens cDNA clone IMAGE:3943976 5'
9527	22180	35364	2.83	8.0E-08	AW870693.1	EST_HUMAN	cn15c02.x1 Normal Human Trabecular Bone Cells Homo sapiens cDNA clone NHTBC_cn15c02_random
10461	23107	36338	0.47	8.0E-08	AF111167.2	NT	cn15c02.x1 Normal Human Trabecular Bone Cells Homo sapiens cDNA clone NHTBC_cn15c02_random
11211	23874		2.1	8.0E-08	AF253417.1	NT	EST382776 MAGE resequences, MAGK Homo sapiens cDNA
78	12804	25542	2.66	7.0E-08	Q02357	SWISSPROT	Homo sapiens jun dimerization protein gene, partial cds; cfos gene, complete cds; and unknown gene
1340	14088	26764	13.81	7.0E-08	X04809.1	NT	Homo sapiens microsomal epoxide hydrolase (EPHX1) gene, complete cds
3663	16318	28995	1.15	7.0E-08	P15305	SWISSPROT	ANKYRIN 1 (ERYTHROCYTE ANKYRIN)
							Rat mRNA for ribosomal protein L31
							DYNEIN HEAVY CHAIN (DYHC)

Page 207 of 536  
Table 4

Single Exon Probes Expressed in Brain

Probe SEQ ID NO:	Exon SEQ ID NO:	ORF SEQ ID NO:	Expression Signal	Most Similar (Top) Hit BLAST E Value	Top Hit Accession No.	Top Hit Database Source	Top Hit Descriptor
3563	16318	28966	1.15	7.0E-08	P15305	SWISSPROT	DYNEIN HEAVY CHAIN (DYHC)
10716	23405		1.87	7.0E-08	A1535743.1	EST_HUMAN	cong3.P11.A5 contami Homo sapiens cDNA 3'
11672	24267	37589	5.17	7.0E-08	U24070.1	NT	Rattus norvegicus Munc13-1 miRNA, complete cds
12619	16318	28965	2.98	7.0E-08	P15305	SWISSPROT	DYNEIN HEAVY CHAIN (DYHC)
12619	16318	28966	2.98	7.0E-08	P15305	SWISSPROT	DYNEIN HEAVY CHAIN (DYHC)
12690	24975		1.89	7.0E-08	AJ131016.1	NT	Homo sapiens SCL gene locus
788	13570	26230	2.88	6.0E-08	AL163248.2	NT	Homo sapiens chromosome 21 segment HS21C048
798	13570	26231	2.88	6.0E-08	AL163248.2	NT	Homo sapiens chromosome 21 segment HS21C048
2363	15085	27824	2.97	6.0E-08	BE144398.1	EST_HUMAN	MIR0-HT07166-191199-004-g08 HT0166 Homo sapiens cDNA
3058	15924	26469	0.81	6.0E-08	7662473	NT	Homo sapiens KIAA1074 protein (KIAA1074), mRNA
4222	16963	29588	0.98	6.0E-08	AL163248.2	NT	Homo sapiens chromosome 21 segment HS21C048
7851	20546		0.69	6.0E-08	P08547	SWISSPROT	LINE-1 REVERSE TRANSCRIPTASE HOMOLOG
9227	21908		0.56	6.0E-08	AA827075.1	EST_HUMAN	ob56c05.s1 NCL_CGAP_GC81 Homo sapiens cDNA clone IMAGE:1335368 3' similar to contains MER12.b3 MER12 repetitive element ;
11391	23997	37299	2.24	6.0E-08	P11369	SWISSPROT	RETROVIRUS-RELATED POLYPROTEIN [CONTAINS: REVERSE TRANSCRIPTASE ; ENDONUCLEASE]
11520	24120		1.33	6.0E-08	AL163209.2	NT	Homo sapiens chromosome 21 segment HS21C008
83	12908	26547	3.72	5.0E-08	AL163303.2	NT	Homo sapiens chromosome 21 segment HS21C103
2229	14957	27697	1.82	5.0E-08	AA493851.1	EST_HUMAN	nh03b09.s1 NCL_CGAP_Thy1 Homo sapiens cDNA clone IMAGE:943193 similar to contains Alu repetitive element;
11914	24477		8.36	5.0E-08	P06681	SWISSPROT	COMPLEMENT C2 PRECURSOR (C3/C5 CONVERTASE)
12089	24598	31085	2.54	5.0E-08	AW851878.1	EST_HUMAN	QV0-CT0225-131089-034-e12 CT0225 Homo sapiens cDNA
1754	14498	27195	0.97	4.0E-08	P25723	SWISSPROT	DORSAL-VENTRAL PATTERNING TOLLOID PROTEIN PRECURSOR
1754	14496	27196	0.97	4.0E-08	P25723	SWISSPROT	DORSAL-VENTRAL PATTERNING TOLLOID PROTEIN PRECURSOR
2888	15955		1.09	4.0E-08	AL079981.1	EST_HUMAN	DKFZp434J0426_f1 434 (synonym: htes3) Homo sapiens cDNA clone DKFZp434J0426 5'
3894	16644	26284	1.04	4.0E-08	U82668.1	NT	Homo sapiens shox gene, alternatively spliced products, complete cds
6311	18082	32067	1.08	4.0E-08	P52624	SWISSPROT	URIDINE PHOSPHORYLASE (UDRPASE)
8697	21389	34633	0.63	4.0E-08	O15393	SWISSPROT	TRANSMEMBRANE PROTEASE, SERINE 2
9037	21727	34881	1.05	4.0E-08	L42571.1	NT	Cricetulus griseus ribosomal transcription factor (UBF2) mRNA, complete cds
8545	22188		0.71	4.0E-08	P08547	SWISSPROT	LINE-1 REVERSE TRANSCRIPTASE HOMOLOG
10228	22876		0.68	4.0E-08	A1016342.1	EST_HUMAN	cd78d12.s1 Soares_total_fetus_Nb2HF8_9v Homo sapiens cDNA clone IMAGE:1622903 3'
10284	22932	36147	3.87	4.0E-08	A1050027.1	EST_HUMAN	en22d10.x1 Gessler_Wilms_tumor_Homo_sapiens_cDNA_clone_IMAGE:1899411 3' similar to contains Alu repetitive element;contains element MIER22 repetitive element ;

Single Exon Probes Expressed in Brain

Probe SEQ ID NO:	Exon SEQ ID NO:	ORF SEQ ID NO:	Expression Signal	Most Similar (Top) Hit BLAST E Value	Top Hit Accession No.	Top Hit Database Source	Top Hit Descriptor
11009	23681	36939	1.71	4.0E-08	AA393627.1	EST_HUMAN	z176b08.r1 Soares_testis_NHT Homo sapiens cDNA clone IMAGE:728247 5' similar to TR:G505579
11009	23681	36940	1.71	4.0E-08	AA393627.1	EST_HUMAN	G505579 NA/CA,K-EXCHANGER. ;
11031	23702	36969	4.02	4.0E-08	BF692493.1	EST_HUMAN	z176b08.r1 Soares_testis_NHT Homo sapiens cDNA clone IMAGE:728247 5' similar to TR:G505579
11031	23702	36970	4.02	4.0E-08	BF692493.1	EST_HUMAN	G505579 NA/CA,K-EXCHANGER. ;
11919	26334		4.31	4.0E-08	W78159.1	EST_HUMAN	602248024F1 NIH_MGC_62 Homo sapiens cDNA clone IMAGE:4933300 5'
12549	24987		2.18	4.0E-08	AI349353.1	EST_HUMAN	602248024F1 NIH_MGC_62 Homo sapiens cDNA clone IMAGE:4933300 5'
5523	18321	31222	2.22	3.0E-08	BE018348.1	EST_HUMAN	z165g03.r1 Soares_fetal_heart_Nb1H19W Homo sapiens cDNA clone IMAGE:345558 5' similar to contains L1.11 L1 repetitive element ;
6879	17955	30552	4.24	3.0E-08	AI792737.1	EST_HUMAN	L1.11 L1 repetitive element ;
7439	20116	33205	1.66	3.0E-08	AL163246.2	NT	tb95at1.x1 NCL_CGAP_Co16 Homo sapiens cDNA clone IMAGE:2062076 3' similar to contains MER18.b3
7649	20313		3.56	3.0E-08	AI436352.1	EST_HUMAN	MER18 MER18 repetitive element ;
8798	22449		0.52	3.0E-08	AF055066.1	NT	bb79a10.y1 NIH_MGC_10 Homo sapiens cDNA clone IMAGE:3048570 5' similar to TR:Q9Z158 Q9Z158
10948	23626	36877	1.32	3.0E-08	AI218001.1	EST_HUMAN	SYNTAXIN 17. ;
11566	24165	37477	61.58	3.0E-08	R86279.1	EST_HUMAN	qs78f11.y5 NCL_CGAP_P28 Homo sapiens cDNA clone IMAGE:1944045 5'
11566	24165	37478	61.58	3.0E-08	R86279.1	EST_HUMAN	Homo sapiens chromosome 21 segment HS21C046
11888	24459		2.27	3.0E-08	R18420.1	EST_HUMAN	tb83h09.x1 Soares_NSF_F8_9W_OT_PA_P_S1 Homo sapiens cDNA clone IMAGE:2128273 3' similar to TR:Q13537 Q13537 MER37 TRANSPORTABLE ELEMENT, COMPLETE CONSENSUS SEQUENCE. ;
201	13014		9.03	2.0E-08	AW302966.1	EST_HUMAN	Homo sapiens MHC class 1 region
221	13093		9.14	2.0E-08	AA425686.1	EST_HUMAN	qf21a04.x1 Soares_NFL_T_GBC_S1 Homo sapiens cDNA clone IMAGE:1846204 3'
484	13288	25905	1.01	2.0E-08	AF198349.1	NT	yp12b10.s1 Soares_breast_3Nb1Bst Homo sapiens cDNA clone IMAGE:187196 3' similar to gb:M34079 TAT
645	13424	26062	13.62	2.0E-08	AW886438.1	EST_HUMAN	BINDING PROTEIN-1 (HUMAN);
645	13424	26063	13.62	2.0E-08	AW886438.1	EST_HUMAN	yp12b10.s1 Soares_breast_3Nb1Bst Homo sapiens cDNA clone IMAGE:187196 3' similar to gb:M34079 TAT
989	13795		24.4	2.0E-08	BE280477.1	EST_HUMAN	BINDING PROTEIN-1 (HUMAN);
1320	14069	26743	2.36	2.0E-08	AL163247.2	NT	yg02f04.r1 Soares_infant_brain_1N1B Homo sapiens cDNA clone IMAGE:30948 5' similar to contains Alu repetitive element;
1734	14476		12.18	2.0E-08	BE794871.1	EST_HUMAN	yg02f04.r1 Soares_infant_brain_1N1B Homo sapiens cDNA clone IMAGE:30948 5' similar to contains Alu repetitive element;
			9.14	2.0E-08	AA425686.1	EST_HUMAN	zw48f07.r1 Soares_fetal_heart_Nb2HF8_9w Homo sapiens cDNA clone IMAGE:2767199 3'
			1.01	2.0E-08	AF198349.1	NT	Alu repetitive element;contains element MER15 repetitive element ;
			13.62	2.0E-08	AW886438.1	EST_HUMAN	Gallus gallus Dach2 protein (Dach2) miRNA, complete cds
			13.62	2.0E-08	AW886438.1	EST_HUMAN	MRO-OT0080-240200-001-g08 OT0080 Homo sapiens cDNA
			24.4	2.0E-08	BE280477.1	EST_HUMAN	MRO-OT0080-240200-001-g08 OT0080 Homo sapiens cDNA
			2.36	2.0E-08	AL163247.2	NT	601155321F1 NIH_MGC_21 Homo sapiens cDNA clone IMAGE:3138863 5'
			12.18	2.0E-08	BE794871.1	EST_HUMAN	Homo sapiens chromosome 21 segment HS21C047
							601570463F1 NIH_MGC_21 Homo sapiens cDNA clone IMAGE:3845189 5'

Page 209 of 536  
Table 4

Single Exon Probes Expressed In Brain

Probe SEQ ID NO:	Exon SEQ ID NO:	ORF SEQ ID NO:	Expression Signal	Most Similar (Top) Hit BLAST E Value	Top Hit Accession No.	Top Hit Database Source	Top Hit Descriptor
1847	14585		4.11	2.0E-08	AW270271.1	EST_HUMAN	xp43f11.x1 NCI_CGAP_HN11 Homo sapiens cDNA clone IMAGE:2743149 3'
2545	15280		1.71	2.0E-08	K00216.1	NT	Sheep His-tRNA-GUG
3202	15985	28618	7.94	2.0E-08	O42280	SWISSPROT	WNT-14 PROTEIN PRECURSOR
3202	15985	28619	7.94	2.0E-08	O42280	SWISSPROT	WNT-14 PROTEIN PRECURSOR
3840	18591		1.76	2.0E-08	AW813620.1	EST_HUMAN	RC3-ST0197-161099-012-503 ST0197 Homo sapiens cDNA ea26c07.r1 NCI_CGAP_GCB1 Homo sapiens cDNA clone IMAGE:814380 5' similar to contains L1.12 L1 repetitive element;
4373	17111		2.48	2.0E-08	AA459040.1	EST_HUMAN	he17h08.x2 NCI_CGAP_CML1 Homo sapiens cDNA clone IMAGE:2919327 3' similar to contains Alu repetitive element;
4903	17630		2.36	2.0E-08	AW572881.1	EST_HUMAN	al80h11.s1 Soares_testis_NHT Homo sapiens cDNA clone 1377189 3'
5549	18346	31265	1.19	2.0E-08	AA813204.1	EST_HUMAN	xd32c04.x1 NCI_CGAP_Ov23 Homo sapiens cDNA clone IMAGE:2895462 3' similar to contains MER18.b3
5742	18534	31457	0.93	2.0E-08	AW088924.1	EST_HUMAN	MER18 MER18 repetitive element;
7903	20598	33728	0.92	2.0E-08	P10272	SWISSPROT	POL_POLYPROTEIN [CONTAINS: PROTEASE; REVERSE TRANSCRIPTASE; ENDONUCLEASE]
8009	20704	33832	1.35	2.0E-08	AA490121.1	EST_HUMAN	ab02g06.s1 Strabagene fetal retina 937202 Homo sapiens cDNA clone IMAGE:839674 3'
8983	21673		0.8	2.0E-08	AU139978.1	EST_HUMAN	AU139978 PLACE1 Homo sapiens cDNA clone PLACE1011719 5'
10416	23082	36281	0.79	2.0E-08	N78097.1	EST_HUMAN	yv72f02.r1 Soares fetal liver spleen 1NFLS Homo sapiens cDNA clone IMAGE:248283 5' similar to contains LTR1.b3 LTR1 repetitive element;
10416	23082	36282	0.79	2.0E-08	N78097.1	EST_HUMAN	yv72f02.r1 Soares fetal liver spleen 1NFLS Homo sapiens cDNA clone IMAGE:248283 5' similar to contains LTR1.b3 LTR1 repetitive element;
12184	24656		1.54	2.0E-08	AL163284.2	NT	Homo sapiens chromosome 21 segment HS21C084
1489	15571	26931	1.16	1.0E-08	P31782	SWISSPROT	POL_POLYPROTEIN [CONTAINS: REVERSE TRANSCRIPTASE; ENDONUCLEASE]
1768	14510	27211	1.45	1.0E-08	AF125348.1	NT	Homo sapiens caveolin 1 (CAV1) gene, exon 3 and partial cds
2044	14777		2.31	1.0E-08	BE141959.1	EST_HUMAN	PM2-HT0130-150999-001-f12 HT0130 Homo sapiens cDNA
5512	18310	31211	4.85	1.0E-08	AJ010770.1	NT	Homo sapiens hyperton gene, exons 1-50
7668	20332	33443	1.26	1.0E-08	P19474	SWISSPROT	52 KD RO PROTEIN [SJOJGREN SYNDROME TYPE A ANTIGEN (SS-A)] (RO(SS-A))
7934	20629	33756	0.52	1.0E-08	AL163302.2	NT	Homo sapiens chromosome 21 segment HS21C102
8028	20723	33855	0.64	1.0E-08	AF224669.1	NT	Homo sapiens mannosidase, beta A, lysosomal (MANBA) gene, and ubiquitin-conjugating enzyme E2D 3 (UBE2D3) genes, complete cds
8028	20723	33856	0.64	1.0E-08	AF224669.1	NT	Homo sapiens mannosidase, beta A, lysosomal (MANBA) gene, and ubiquitin-conjugating enzyme E2D 3
8445	21137	34276	1.94	1.0E-08	AJ015304.1	EST_HUMAN	(UBE2D3) genes, complete cds
9104	21792		0.45	1.0E-08	P09593	SWISSPROT	ol35a05.s1 Soares_testis_NHT Homo sapiens cDNA clone IMAGE:1618736 3'
9106	21793	34956	0.78	1.0E-08	BE072572.1	EST_HUMAN	S-ANTIGEN PROTEIN PRECURSOR
							PM2-BT0546-210100-004-d02 BT0546 Homo sapiens cDNA

Page 210 of 536  
Table 4  
Single Exon Probes Expressed in Brain

Probe SEQ ID NO:	Exon SEQ ID NO:	ORF SEQ ID NO:	Expression Signal	Most Similar (Top) Hit BLAST E Value	Top Hit Accession No.	Top Hit Database Source	Top Hit Descriptor
9866	22516	35712	1.2	1.0E-08	P79110	SWISSPROT	TRICARBOXYLATE TRANSPORT PROTEIN PRECURSOR (CITRATE TRANSPORT PROTEIN)(CTP)
10453	23099	36330	0.77	1.0E-08	P98063	SWISSPROT	(TRICARBOXYLATE CARRIER PROTEIN)
11285	23946	37241	4.14	1.0E-08	AF044063.1	NT	BONE MORPHOGENETIC PROTEIN 1 PRECURSOR (BMP-1)
12282	24715		2.82	1.0E-08	X51755.1	NT	Homo sapiens major histocompatibility locus class III region
4218	16959	29583	4.65	9.0E-09	AL163279.2	NT	Human lambda-immunoglobulin constant region complex (germline)
4218	16959	29684	4.65	9.0E-09	AL163279.2	NT	Homo sapiens chromosome 21 segment HS21C079
9862	22610		0.52	9.0E-09	T97950.1	EST_HUMAN	Homo sapiens chromosome 21 segment HS21C079
6390	19159		0.62	8.0E-09	AI270615.1	EST_HUMAN	ye58a12.s1 Soares fetal liver spleen 1NFLS Homo sapiens cDNA clone IMAGE:121918 3'
7164	19851	32920	7.66	8.0E-09	AI183500.1	EST_HUMAN	qp42a07.x1 Soares_fetal_heart_NbHH19W Homo sapiens cDNA clone IMAGE:1732164 3' similar to contains MSR1.t1 MSR1 repetitive element;
7889	20594	33728	2.85	8.0E-09	AW900159.1	EST_HUMAN	CN10-NN1004-100300-273-e06 NN1004 Homo sapiens cDNA
8887	21678		2.65	8.0E-09	AA938892.1	EST_HUMAN	op74d08.s1 Soares_NFL_T_GBC_S1 Homo sapiens cDNA clone IMAGE:1582575 3'
3583	16346		1.73	7.0E-09	D86842.1	NT	Homo sapiens DNA for 3-ketoadyl-CoA thidase beta-subunit of mitochondrial trifunctional protein, exon 2, 3
7802	20497		0.61	7.0E-09	BF108755.1	EST_HUMAN	7145e10.x1 Soares_NSF_F8_9W_OT_PA_P_S1 Homo sapiens cDNA clone IMAGE:3524443 3' similar to contains MER29.b2 MER29 repetitive element;
7946	20641		0.82	7.0E-09	AA256200.1	EST_HUMAN	z80c05.r1 Soares_NHhMPu_S1 Homo sapiens cDNA clone IMAGE:681992 5' similar to contains L1.12 L1 repetitive element;
9159	21828	34993	2.91	7.0E-09	LO9709.1	NT	Human lysosomal membrane glycoprotein-2 (LAMP2) gene, 5' end and flanking region
10083	22731	35946	1.42	7.0E-09	BE254850.1	EST_HUMAN	60111173F1 NIH_MGC_16 Homo sapiens cDNA clone IMAGE:3351834 5'
10244	22892		0.5	7.0E-09	AA058626.1	EST_HUMAN	z58a07.s1 Soares retina N2b4HR Homo sapiens cDNA clone IMAGE:381156 3' similar to contains L1.12 L1 repetitive element;
10571	23266		1.49	7.0E-09	T97950.1	EST_HUMAN	ye58a12.s1 Soares fetal liver spleen 1NFLS Homo sapiens cDNA clone IMAGE:121918 3'
2149	14879		0.99	6.0E-09	AL040439.1	EST_HUMAN	DKFZp434C0514.J1 494 (synonym: htss3) Homo sapiens cDNA clone DKFZp434C0514 5'
4922	17650	30263	3.12	6.0E-09	BE169421.1	EST_HUMAN	PM1-HT0527-160200-001-H05 HT0527 Homo sapiens cDNA
5298	18101	30760	11.59	6.0E-09	AW195784.1	EST_HUMAN	xn85f08.x1 Soares_NFL_T_GBC_S1 Homo sapiens cDNA clone IMAGE:2701311 3'
8475	21167	34311	0.93	6.0E-09	BE161663.1	EST_HUMAN	MR3-HT0446-260300-201-h12 HT0446 Homo sapiens cDNA
9074	21763	34925	1.96	6.0E-09	4503710	NT	Homo sapiens fibroblast growth factor receptor 3 (achondroplasia, thanatophoro dwarfism)(FGFR3) mRNA
10176	22824		3.76	6.0E-09	AF200623.2	NT	Homo sapiens testis-specific kinase substrate (TSKS) gene, complete cds
10632	23524	36561	1.44	6.0E-09	BF108755.1	EST_HUMAN	7145e10.x1 Soares_NSF_F8_9W_OT_PA_P_S1 Homo sapiens cDNA clone IMAGE:3524443 3' similar to contains MER29.b2 MER29 repetitive element;



Page 211 of 536  
Table 4

Single Exon Probes Expressed in Brain

Probe SEQ ID NO:	Exon SEQ ID NO:	ORF SEQ ID NO:	Expression Signal	Most Similar (Top) Hit BLAST E Value	Top Hit Accession No.	Top Hit Database Source	Top Hit Descriptor
11798	24388	37722	1.37	6.0E-09	C01803.1	EST_HUMAN	HUMGS0003702 Human adult (K.Okubo) Homo sapiens cDNA
1394	14141	26818	3.27	5.0E-09	BE149264.1	EST_HUMAN	RC2-HT0252-120200-014-h10 HT0252 Homo sapiens cDNA
1845	14583	27298	1.08	5.0E-09	AL163284.2	NT	Homo sapiens chromosome 21 segment HS21C084
6316	19087	32071	1.73	5.0E-09	AA359454.1	EST_HUMAN	EST168740 Fetal lung II Homo sapiens cDNA 5' end
6748	17917	30581	0.76	5.0E-09	U66059.1	NT	Human germline T-cell receptor beta chain Dopamine-beta-hydroxylase-like, TRY1, TRY2, TRY3, TCRBV27S1P, TCRBV22S1A2N1T, TCRBV9S1A1T, TCRBV7S1A1N2T, TCRBV5S1A1T, TCRBV13S3, TCRBV6S7P, TCRBV7S3A2T, TCRBV13S2A1T, TCRBV6S2A2PT, TCRBV7S2A1N4T, TCRBV13S9/13S
8494	21176	34321	0.48	5.0E-09	P37071	SWISSPROT	OLFACTORY RECEPTOR-LIKE PROTEIN COR5
8995	22643	35855	2.22	5.0E-09	AW799867.1	EST_HUMAN	PM2-UM0053-240300-005-c09 UM0053 Homo sapiens cDNA
508	13292		2.12	4.0E-09	AL163282.2	NT	Homo sapiens chromosome 21 segment HS21C082
844	13710		2.5	4.0E-09	AL163285.2	NT	Homo sapiens chromosome 21 segment HS21C085
1463	14200	26984	2.52	4.0E-09	9558718	NT	Homo sapiens hypothetical protein (AF038169), mRNA
2016	14751	27478	2.31	4.0E-09	AF175325.1	NT	Homo sapiens eukaryotic initiation factor 4A1 (EIF4A1) gene, partial cds
2430	14761	27480	2.31	4.0E-09	AF175325.1	NT	Homo sapiens eukaryotic initiation factor 4A1 (EIF4A1) gene, partial cds
2430	16161	27985	6.07	4.0E-09	AA350878.1	EST_HUMAN	EST168385 Infant brain Homo sapiens cDNA 5' end similar to similar to heat shock protein, 90 kDa
7748	20442	33665	0.59	4.0E-09	AA495747.1	EST_HUMAN	zw04c08.t1 Soares_NHMP_u_S1 Homo sapiens cDNA clone IMAGE:788298 5'
8420	21113	34250	0.62	4.0E-09	T64942.1	EST_HUMAN	yt11a07.t1 Soares fetal liver spleen 1NFLS Homo sapiens cDNA clone IMAGE:66804 3'
10779	23462	36704	2.06	4.0E-09	AL163209.2	NT	Homo sapiens chromosome 21 segment HS21C009
11011	23683	36943	1.47	4.0E-09	AI886401.1	EST_HUMAN	wrm94f10.xt1 NCI_CGAP_U12 Homo sapiens cDNA clone IMAGE:2443627 3'
11061	23731		1.53	4.0E-09	AA195142.1	EST_HUMAN	zr3-4a12.t1 Soares_NHMP_u_S1 Homo sapiens cDNA clone IMAGE:665278 5' similar to gb:L07807 DYNAMIN-1 (HUMAN);
2351	15073	27810	4.77	3.0E-09	BE222239.1	EST_HUMAN	hu09e09.xt1 NCI_CGAP_Lu24 Homo sapiens cDNA clone IMAGE:3166120 3' similar to contains MER18.L3 MER18 repetitive element;
2557	15271	28006	1.2	3.0E-09	BE222239.1	EST_HUMAN	hu09e09.xt1 NCI_CGAP_Lu24 Homo sapiens cDNA clone IMAGE:3166120 3' similar to contains MER18.L3 MER18 repetitive element;
2656	15366	28104	1.13	3.0E-09	P23249	SWISSPROT	PROTEIN MOV-10
3323	16088	28733	1.12	3.0E-09	BE222239.1	EST_HUMAN	hu09e09.xt1 NCI_CGAP_Lu24 Homo sapiens cDNA clone IMAGE:3166120 3' similar to contains MER18.L3 MER18 repetitive element;
3371	16130		1.08	3.0E-09	AA44272.1	EST_HUMAN	zr64a04.t1 Soares_testis_NHT Homo sapiens cDNA clone IMAGE:757422 5'
4076	16920		0.7	3.0E-09	X16674.1	NT	H.sapiens PADPRP-1 gene for NAD(+) ADP-ribosyltransferase
4392	17129	29761	3.42	3.0E-09	AF175325.1	NT	Homo sapiens eukaryotic initiation factor 4A1 (EIF4A1) gene, partial cds
4476	17211	29836	1.65	3.0E-09	Q073R6	SWISSPROT	258.1 KDA PROTEIN C21ORF5 (KIAA0993)

Page 212 of 536  
Table 4

Single Exon Probes Expressed in Brain

Probe SEQ ID NO:	Exon SEQ ID NO:	ORF SEQ ID NO:	Expression Signal	Most Similar (Top) Hit BLAST E Value	Top Hit Accession No.	Top Hit Database Source	Top Hit Descriptor
7800	20495	33617	1.19	3.0E-09	BE465780.1	EST_HUMAN	hx80a02.x1 NCL_CGAP_Kid11 Homo sapiens cDNA clone IMAGE:3194090 3' similar to TR:O55081
10147	22795	36009	1.7	3.0E-09	AL163247.2	NT	O55091 IMPACT PROTEIN.;
10945	23824	36873	4.8	3.0E-09	BF109943.1	EST_HUMAN	Homo sapiens chromosome 21 segment HS21C047
10945	23824	36874	4.8	3.0E-09	BF109943.1	EST_HUMAN	772c08.x1 Soares_NSF_F8_9W_OT_PA_P_S1 Homo sapiens cDNA clone IMAGE:3527030 3'
794	13566		2.43	2.0E-08	X16674.1	NT	772c08.x1 Soares_NSF_F8_9W_OT_PA_P_S1 Homo sapiens cDNA clone IMAGE:3527030 3'
1235	13964	26653	7.99	2.0E-09	AL163284.2	NT	H. sapiens PADPRP-I gene for NAD(+) ADP-ribosyltransferase
1655	14401		7.48	2.0E-09	AL118873.1	EST_HUMAN	Homo sapiens chromosome 21 segment HS21C084
2326	15051	27787	1.1	2.0E-08	Q9Y3R5	SWISSPROT	DKFZp761B170.1_1 761 (synonym: hamy2) Homo sapiens cDNA clone DKFZp761B1710 5'
3916	16666	28306	3.01	2.0E-09	O60241	SWISSPROT	258.1 KDA PROTEIN C21ORF5 (K1AA0983)
5076	17795	30411	0.85	2.0E-09	M23161.1	NT	BRAIN-SPECIFIC ANGIOGENESIS INHIBITOR 2 PRECURSOR
5633	18428	31341	0.55	2.0E-09	A1004062.1	EST_HUMAN	Human transposon-like element mRNA
6058	18838		0.57	2.0E-09	AL163249.2	NT	cl47b09.s1 Soares_testis_NHT Homo sapiens cDNA clone IMAGE:1619897 3'
6682	19599		0.83	2.0E-09	AA357407.1	EST_HUMAN	Homo sapiens chromosome 21 segment HS21C049
7351	20032	33110	8.4	2.0E-08	AA461430.1	EST_HUMAN	EST169142 Kidney X Homo sapiens cDNA 5' and similar to EST containing L1 repeat
7423	20100	33188	0.68	2.0E-09	W28834.1	EST_HUMAN	z63h06.r1 Soares_total_fetus_Nb2HF8_9w Homo sapiens cDNA clone IMAGE:796187 5' similar to contains Alu repetitive element;
7717	20381	33494	0.62	2.0E-09	AW862126.1	EST_HUMAN	Alu repetitive element;
8612	21304	34447	1.78	2.0E-09	AJ271735.1	NT	52df11 Human retina cDNA randomly primed sublibrary Homo sapiens cDNA
11233	23886	37183	1.62	2.0E-09	AL163248.2	NT	MR1-CT0352-240200-105-506 CT0352 Homo sapiens cDNA
12428	13596		22.07	2.0E-08	X16674.1	NT	Homo sapiens Xq pseudautosomal region; segment 1/2
12485	25403		2.41	2.0E-09	AA226070.1	EST_HUMAN	Homo sapiens chromosome 21 segment HS21C048
12634	24934		1.75	2.0E-09	U82688.1	NT	H. sapiens PADPRP-I gene for NAD(+) ADP-ribosyltransferase
974	13739		0.72	1.0E-09	W78152.1	EST_HUMAN	nc11c02.r1 NCL_CGAP_P1 Homo sapiens cDNA clone IMAGE:1007810 similar to contains Alu repetitive element;
1087	13845	26503	2.01	1.0E-09	5031624	NT	Homo sapiens shox gene, alternatively spliced products, complete cds
1087	13845	26504	2.01	1.0E-09	5031624	NT	zfr79d03.s1 Soares_fetal_heart_NbHH19W Homo sapiens cDNA clone IMAGE:346853 3' similar to gb:L02932 PEROXISOME PROLIFERATOR ACTIVATED RECEPTOR ALPHA (HUMAN);
1630	14376		1.17	1.0E-09	AJ228041.1	NT	gbl:L02932 PEROXISOME PROLIFERATOR ACTIVATED RECEPTOR ALPHA (HUMAN);
2892	15859	28304	1.59	1.0E-09	U80017.1	NT	Homo sapiens CCAAT-box-binding transcription factor (CBF2) mRNA
2926	15692	28336	3.25	1.0E-09	M28699.1	NT	Homo sapiens CCAAT-box-binding transcription factor (CBF2) mRNA
2926	15692	28337	3.25	1.0E-09	M28699.1	NT	Homo sapiens CCAAT-box-binding transcription factor (CBF2) mRNA
3034	15800	28446	0.7	1.0E-09	BE555440.1	EST_HUMAN	Homo sapiens 959 kb contig between AML1 and CBR1 on chromosome 21q22; segment 1/3
							Homo sapiens basic transcription factor 2 p44 (btf2p44) gene, partial cds, neuronal apoptosis inhibitory protein (naip) and survival motor neuron protein (smn) genes, complete cds
							Homo sapiens nucleolar phosphoprotein B23 (NPM1) mRNA, complete cds
							Homo sapiens nucleolar phosphoprotein B28 (NPM1) mRNA, complete cds
							801058602F1 NIH_MGC_10 Homo sapiens cDNA clone IMAGE:3445177 5'

Page 213 of 536  
Table 4

Single Exon Probes Expressed in Brain

Probe SEQ ID NO:	Exon SEQ ID NO:	ORF SEQ ID NO:	Expression Signal	Most Similar (Top) Hit BLAST E Value	Top Hit Accession No.	Top Hit Database Source	Top Hit Descriptor
4744	17478		6.4	1.0E-09	AA719297.1	EST_HUMAN	zh35b03.s1 Soares_pineal_gland_N3HPG Homo sapiens cDNA clone IMAGE:414029 3' similar to contains Alu repetitive element; contains element MER22 repetitive element;
6416	18215	30923	0.66	1.0E-09	AL163283.2	NT	Homo sapiens chromosome 21 segment HS21C083
6740	18632	31466	1.89	1.0E-09	U07000.1	NT	Human breakpoint cluster region (BCR) gene, complete cds
6053	18683	31795	3.13	1.0E-09	P26894	SWISSPROT	CIRCUMSPOROZOITE PROTEIN PRECURSOR (CS)
8289	20983	34124	0.85	1.0E-09	A1688474.1	EST_HUMAN	w339h05.x1 Soares_NFL_T_GBC_S1 Homo sapiens cDNA clone IMAGE:2330481 3' similar to contains MER25.11 MER25 repetitive element;
10212	22860		2.92	1.0E-09	AL163283.2	NT	Homo sapiens chromosome 21 segment HS21C083
11789	24389		1.68	1.0E-09	AL163283.2	NT	Homo sapiens chromosome 21 segment HS21C083
12333	25344	30717	2.25	1.0E-09	11418127	NT	Homo sapiens GTP binding protein 1 (GTPBP1), mRNA
12503	24857		1.35	1.0E-09	T83176.1	EST_HUMAN	ye24e05.r1 Stratagene lung (#937210) Homo sapiens cDNA clone IMAGE:118688 5'
1286	14036	26707	3.74	9.0E-10	AW867740.1	EST_HUMAN	MRO-SND040-050500-002-c07 SN0040 Homo sapiens cDNA
2538	15606	26256	4.41	9.0E-10	A1870071.1	EST_HUMAN	we78h03.x1 Soares_Dieckgraefe_colon_NHCD Homo sapiens cDNA clone IMAGE:2347253 3' similar to SW_RL29_HUMAN P47914 60S RIBOSOMAL PROTEIN L29 ;contains element PTR5 repetitive element;
6735	18589	32601	4.76	9.0E-10	A1452982.1	EST_HUMAN	I46b009.x1 Soares_NSF_FB_9W_OT_PA_P_S1 Homo sapiens cDNA clone IMAGE:2144537 3' similar to TR:O00372 O00372 PUTATIVE P150.;
142	12957	25589	13.27	8.0E-10	U63630.2	NT	Homo sapiens MCM4 (MCM4) and DNA-PKcs (PRKDC) genes, partial cds
3337	16097	28748	0.88	8.0E-10	BE090748.1	EST_HUMAN	QV1-BT0631-150200-071-f01 BT0631 Homo sapiens cDNA
4177	16917	29644	3.17	8.0E-10	AA376832.1	EST_HUMAN	EST89564 Small Intestine I Homo sapiens cDNA 5' end
8665	22515		2.44	8.0E-10	U36308.2	NT	Homo sapiens lens major intrinsic protein (MIP) gene, complete cds
685	13460	26107	9.36	7.0E-10	7706225	NT	Homo sapiens TPA inducible protein (LOC51586), mRNA
685	13460	26108	9.36	7.0E-10	Q13342	SWISSPROT	Homo sapiens TPA inducible protein (LOC51586), mRNA
1618	14365	27055	2.24	7.0E-10	P08548	SWISSPROT	Homo sapiens LINE-1 REVERSE TRANSCRIPTASE HOMOLOG
2013	14748		3.17	7.0E-10	P08547	SWISSPROT	LINE-1 REVERSE TRANSCRIPTASE HOMOLOG
2564	15278		24.23	7.0E-10	P08547	SWISSPROT	LINE-1 REVERSE TRANSCRIPTASE HOMOLOG
3086	16850	28491	2.19	7.0E-10	X00856.1	NT	H.sapiens DHFR gene, exon 3
6092	18870	31836	4.18	7.0E-10	AA345220.1	EST_HUMAN	EST51247 Gall bladder II Homo sapiens cDNA 5' end
7316	19999	33078	1.08	7.0E-10	BF352883.1	EST_HUMAN	IL3-HT0619-110700-209-D12 HT0619 Homo sapiens cDNA
7566	20226		1.48	7.0E-10	P35084	SWISSPROT	DNA-DIRECTED RNA POLYMERASE II LARGEST SUBUNIT
7875	20570	33688	1.8	7.0E-10	AF029701.2	NT	Homo sapiens presenilin-1 gene, exons 1 and 2
7875	20570	33687	1.6	7.0E-10	AF029701.2	NT	Homo sapiens presenilin-1 gene, exons 1 and 2
10209	22857	36073	1.67	7.0E-10	L08695.1	NT	Homo sapiens MAD5/MEF2-family transcription factor (MEF2C) mRNA, complete cds

Page 214 of 536  
Table 4  
Single Exon Probes Expressed in Brain

Probe SEQ ID NO:	Exon SEQ ID NO:	ORF SEQ ID NO:	Expression Signal	Most Similar (Top) Hit BLAST E Value	Top Hit Accession No.	Top Hit Database Source	Top Hit Descriptor
893	13682	26327	3.5	6.0E-10	AJ400877.1	NT	Homo sapiens ASCL3 gene, CEGP1 gene, C11orf14 gene, C11orf15 gene, C11orf16 gene and C11orf17 gene
2684	15393	28132	1.21	6.0E-10	AI424405.1	EST_HUMAN	U02407.x1 NCL_CGAP_P128 Homo sapiens cDNA clone IMAGE:2095021 3'
4689	17423		2.7	6.0E-10	AW853719.1	EST_HUMAN	RC3-CT0254-031099-012-g12 CT0254 Homo sapiens cDNA
8982	21374	34518	1	6.0E-10	P33730	SWISSPROT	E-SELECTIN PRECURSOR (ENDOTHELIAL LEUKOCYTE ADHESION MOLECULE 1)(ELAM-1)
8682	21374	34519	1	6.0E-10	P33730	SWISSPROT	(LEUKOCYTE-ENDOTHELIAL CELL ADHESION MOLECULE 2)(LECAM2) (CD62E)
8534	22187	35373	0.46	6.0E-10	P98073	SWISSPROT	E-SELECTIN PRECURSOR (ENDOTHELIAL LEUKOCYTE ADHESION MOLECULE 1)(ELAM-1)
11950	24503		2.16	6.0E-10	AW971923.1	EST_HUMAN	(LEUKOCYTE-ENDOTHELIAL CELL ADHESION MOLECULE 2)(LECAM2) (CD62E)
745	13518		7.27	5.0E-10	AL046804.1	EST_HUMAN	ENTEROPEPTIDASE PRECURSOR (ENTEROKINASE)
3468	16224	28678	2.5	6.0E-10	Q01033	SWISSPROT	EST384012 MAGÉ resequences, MAGL Homo sapiens cDNA
4931	17659	30269	1	6.0E-10	AF181897.1	NT	DKFZp434N219_j1 434 (synonym: hies3) Homo sapiens cDNA clone DKFZp434N219 5'
7222	19907		1.51	5.0E-10	AF181897.1	NT	HYPOTHETICAL GENE 48 PROTEIN
9436	22114	35288	1.89	5.0E-10	BF105199.1	EST_HUMAN	Homo sapiens WRN (WRN) gene, complete cds
9436	22114	35289	1.89	5.0E-10	P34678	SWISSPROT	601822184F1.NH_MGC_76 Homo sapiens cDNA clone IMAGE:4042413 5'
109	12930		1.17	4.0E-10	AI221083.1	EST_HUMAN	HYPOTHETICAL 67.9 KD PROTEIN ZK688.8 IN CHROMOSOME III
567	13348	25876	0.74	4.0E-10	AA516260.1	EST_HUMAN	HYPOTHETICAL 67.9 KD PROTEIN ZK688.8 IN CHROMOSOME III
1989	14725	27446	1.31	4.0E-10	AW594709.1	EST_HUMAN	HYPOTHETICAL 67.9 KD PROTEIN ZK688.8 IN CHROMOSOME III
2580	15294	28032	3.73	4.0E-10	AL163303.2	NT	similar to contains LTR8.b2 LTR8 repetitive element;
7076	19767	32831	25.71	4.0E-10	AF224669.1	NT	gg08f09.x1 Soares_placenta_8to9weeks_2Nbl-IPto9W Homo sapiens cDNA clone IMAGE:1759049 3'
10995	22743	35957	0.49	4.0E-10	AW293243.1	EST_HUMAN	similar to contains LTR8.b2 LTR8 repetitive element;
10343	22890	36208	0.89	4.0E-10	AI267342.1	EST_HUMAN	rf64a01.s1 NCL_CGAP_Cc3 Homo sapiens cDNA clone IMAGE:924649 3'
895	13663	26329	3.55	3.0E-10	N36113.1	EST_HUMAN	hg58g03.x1 NCL_CGAP_GC6 Homo sapiens cDNA clone IMAGE:2849844 3' similar to contains Alu repetitive element.
1329	14078		4.72	3.0E-10	AY005160.1	NT	Homo sapiens chromosome 21 segment HS21C103
4498	17234	29864	1.04	3.0E-10	AL163203.2	NT	(UBE2D3) genes, complete cds
4498	17234	29865	1.04	3.0E-10	AL163203.2	NT	Homo sapiens mannosidase, beta A, lysosomal (MANBA) gene, and ubiquitin-conjugating enzyme E2D 3
5368	18169	30855	1.24	3.0E-10	N50109.1	EST_HUMAN	UI-H-BI2-ah1-a-07-Q-UJ.s1 NCL_CGAP_Sub4 Homo sapiens cDNA clone IMAGE:2727061 3'
6110	18897	31856	2.52	3.0E-10	P203950	SWISSPROT	ag63h11.x1 Stanley Frontal SN pool 2 Homo sapiens cDNA clone IMAGE:2039553
6298	19032	32007	3.43	3.0E-10	BE302970.1	EST_HUMAN	yy32f06.s1 Soares_melanocyte_2NblHM Homo sapiens cDNA clone IMAGE:272863 3' similar to contains L1.11 L1 repetitive element;
							Homo sapiens extracellular glycoprotein lacritin precursor, gene, complete cds
							Homo sapiens chromosome 21 segment HS21C003
							Homo sapiens chromosome 21 segment HS21C003
							yz11g08.s1 Soares_multiple_sclerosis_2NblHMSP Homo sapiens cDNA clone IMAGE:282782 3'
							RHOMBOID PROTEIN (VEINLET PROTEIN)
							ba76a08.y1 NIH_MGC_20 Homo sapiens cDNA clone IMAGE:2806319 5'

Page 215 of 536  
Table 4  
Single Exon Probes Expressed in Brain

Probe SEQ ID NO:	Exon SEQ ID NO:	ORF SEQ ID NO:	Expression Signal	Most Similar (Top) Hit BLAST E Value	Top Hit Accession No.	Top Hit Database Source	Top Hit Descriptor
7660	20324	33432	1.42	3.0E-10	AV743302.1	EST_HUMAN	AV743302 CB Homo sapiens cDNA clone CBFBGD08 5'
7660	20324	33433	1.42	3.0E-10	AV743302.1	EST_HUMAN	AV743302 CB Homo sapiens cDNA clone CBFBGD08 5'
8629	21321	34463	1.2	3.0E-10	H87208.1	EST_HUMAN	ys74b12.s1 Soares retina N2b-4HR Homo sapiens cDNA clone IMAGE:220511 3' similar to contains MER29 repetitive element;
8947	21638	34784	1.58	3.0E-10	AW850731.1	EST_HUMAN	IL3-CT0219-160200-064-B06 CT0219 Homo sapiens cDNA
8947	21638	34785	1.58	3.0E-10	AW850731.1	EST_HUMAN	IL3-CT0219-160200-064-B06 CT0219 Homo sapiens cDNA
9240	21919		0.58	3.0E-10	AF020503.1	NT	Homo sapiens FRA3B common fragile region, diadenosine triphosphate hydrolase (FHIT) gene, exon 5
10359	23006		2.37	3.0E-10	T65891.1	EST_HUMAN	yc11e12.r1 Stratagene lung (#937210) Homo sapiens cDNA clone IMAGE:80398 5'
10493	23139		1.34	3.0E-10	AA769294.1	EST_HUMAN	nz39g03.s1 NCI_CGAP_GCB1 Homo sapiens cDNA clone IMAGE:1289908 3'
12584	24907	31003	2.65	3.0E-10	BE179517.1	EST_HUMAN	IL3-HT0618-110500-136-E07 HT0618 Homo sapiens cDNA
34	12862	25479	1.67	2.0E-10	P48988	SWISSPROT	MAJOR CENTROMERE AUTOANTIGEN B (CENTROMERE PROTEIN B) (CENP-B)
34	12862	25480	1.67	2.0E-10	P48988	SWISSPROT	MAJOR CENTROMERE AUTOANTIGEN B (CENTROMERE PROTEIN B) (CENP-B)
1890	14627		1.96	2.0E-10	U80017.1	NT	Homo sapiens basic transcription factor 2 p44 (btf2p44) gene, partial cds, neuronal apoptosis inhibitory protein (nailp) and survival motor neuron protein (smn) genes, complete cds
2985	16751		1.04	2.0E-10	BF875047.1	EST_HUMAN	602136640F1 NIH_MGC_83 Homo sapiens cDNA clone IMAGE:4273377 5'
5714	18507		2.54	2.0E-10	Q28840	SWISSPROT	(HPRC)
6156	18933	31900	1.37	2.0E-10	AF280107.1	NT	Homo sapiens cytochrome P450 polypeptide 43 (CYP3A43) gene, partial cds; cytochrome P450 polypeptide 450 4 (CYP3A4) and cytochrome P450 polypeptide 7 (CYP3A7) genes, complete cds; and cytochrome P450 polypeptide 5 (CYP3A5) gene, partial cds
7279	19963	33039	6.47	2.0E-10	BE791082.1	EST_HUMAN	601566208F1 NIH_MGC_7 Homo sapiens cDNA clone IMAGE:3940824 5'
7912	20807	33737	0.48	2.0E-10	P28809	SWISSPROT	POL POLYPROTEIN [CONTAINS: PROTEASE; REVERSE TRANSCRIPTASE; RIBONUCLEASE H]
7912	20807	33738	0.48	2.0E-10	P28809	SWISSPROT	POL POLYPROTEIN [CONTAINS: PROTEASE; REVERSE TRANSCRIPTASE; RIBONUCLEASE H]
9202	21871		0.99	2.0E-10	BF434566.1	EST_HUMAN	7o78d08.x1 NCI_CGAP_Kid11 Homo sapiens cDNA clone IMAGE:3842303 3' similar to contains L.1.13 L.1 repetitive element;
11297	23958		1.37	2.0E-10	A1862153.1	EST_HUMAN	ta10f12.x1 Soares total fetus N62HF8 9w Homo sapiens cDNA clone IMAGE:2043695 3'
1498	14245		1.87	1.0E-10	AW837767.1	EST_HUMAN	MRO-SND039-290300-001-f01 SN0038 Homo sapiens cDNA
1602	14348	27037	3.18	1.0E-10	AV652123.1	EST_HUMAN	AV652123 GLC Homo sapiens cDNA clone GI_CCA11 3'
2586	15300		3.16	1.0E-10	AW852001.1	EST_HUMAN	QV0-CT0226-191199-068-e08 CT0225 Homo sapiens cDNA
3481	16247	28901	0.89	1.0E-10	AW632812.1	EST_HUMAN	QV2-TT0003-161199-019-g 10 TT0003 Homo sapiens cDNA
3528	16284		0.7	1.0E-10	AL041685.1	EST_HUMAN	DKFZp434N1317_1 434 (synonym: hies3) Homo sapiens cDNA clone DKFZp434N1317 5'
3525	16284		1.03	1.0E-10	AL041685.1	EST_HUMAN	DKFZp434N1317_1 434 (synonym: hies3) Homo sapiens cDNA clone DKFZp434N1317 5'
3696	16744		6.19	1.0E-10	AF213684.1	NT	Homo sapiens nuclear factor of kappa light polypeptide gene enhancer in B-cells 1 (NFKB1) gene, complete cds

Page 216 of 536  
Table 4  
Single Exon Probes Expressed In Brain

Probe SEQ ID NO:	Exon SEQ ID NO:	ORF SEQ ID NO:	Expression Signal	Most Similar (Top) Hit BLAST E Value	Top Hit Accession No.	Top Hit Database Source	Top Hit Descriptor
4108	16851	29477	5.1	1.0E-10	U52111.2	NT	Homo sapiens X28 region near ALD locus containing dual specificity phosphatase 9 (DUSP9), ribosomal protein L18a (RPL18a), Ca2+/Calmodulin-dependent protein kinase I (CAMKI), creatine transporter (CRTR), CDM protein (CDM), adrenoleukodystrophy protein >
4108	16851	29478	5.1	1.0E-10	U52111.2	NT	Homo sapiens X28 region near ALD locus containing dual specificity phosphatase 9 (DUSP9), ribosomal protein L18a (RPL18a), Ca2+/Calmodulin-dependent protein kinase I (CAMKI), creatine transporter (CRTR), CDM protein (CDM), adrenoleukodystrophy protein >
4113	16856	29484	1.94	1.0E-10	AB031069.1	NT	Homo sapiens PCCX1 mRNA for protein containing CXXC domain 1, complete cds
4149	16891	M30629.1	1.84	1.0E-10	M30629.1	NT	Human pregnancy-specific glycoprotein beta-1 (SP1) mRNA, last exon
5085	17804	A1797745.1	1.51	1.0E-10	A1797745.1	EST_HUMAN	we82f04.x1 Soares_NFL_T_GBC_S1 Homo sapiens cDNA clone IMAGE:2347616 3' similar to contains MER31.11 MER31 repetitive element;
6720	19635	32678	0.86	1.0E-10	AF003528.1	NT	Homo sapiens X-linked anhidrotic ectodermal dysplasia protein gene (EDA), exon 2 and flanking repeat regions
7376	20095	P08548	0.65	1.0E-10	AF003528.1	SWISSPROT	LINE-1 REVERSE TRANSCRIPTASE HOMOLOG
7683	20261	33367	0.55	1.0E-10	AU128594.1	EST_HUMAN	AU128594 NT2RP2 Homo sapiens cDNA clone NT2RP2003751 5'
8138	20632	33986	1.04	1.0E-10	AW408990.1	EST_HUMAN	IB_044 Fetal brain library Homo sapiens cDNA
8553	21245	A1268340.1	1.07	1.0E-10	A1268340.1	EST_HUMAN	qim04e10.x1 NCL_CGAP_Lu5 Homo sapiens cDNA clone IMAGE:1860874 3' similar to contains L1.11 L1 repetitive element;
10102	22750	AA081868.1	4.01	1.0E-10	AA081868.1	EST_HUMAN	zn23g06.r1 Stratagene neuroepithelium NT2RAMI 937234 Homo sapiens cDNA clone IMAGE:948914 5'
10831	23513	36754	2.65	1.0E-10	A1038280.1	EST_HUMAN	cy86f03.x1 Soares_fetal_liver_spleen_1NFLS_S1 Homo sapiens cDNA clone IMAGE:1672661 3'
11896	17913		1.71	1.0E-10	X87344.1	NT	H.sapiens DMA, DMB, HLA-Z1, IPP2, LMP2, TAP1, LMP7, TAP2, DOB, DQB2 and RING8, 9, 13 and 14 genes
255	13063	25702	1.59	9.0E-11	BE145600.1	EST_HUMAN	IL2-HT0203-287099-016-c08 HT0203 Homo sapiens cDNA
2097	14828	27661	6.12	9.0E-11	AL134395.1	EST_HUMAN	DKFZp547D225_r1 547 (synonym: hibr1) Homo sapiens cDNA clone DKFZp547D225 5'
2097	14828	27662	6.12	9.0E-11	AL134395.1	EST_HUMAN	DKFZp547D225_r1 547 (synonym: hibr1) Homo sapiens cDNA clone DKFZp547D225 5'
3378	16137	28795	2.45	9.0E-11	AL134395.1	EST_HUMAN	DKFZp547D225_r1 547 (synonym: hibr1) Homo sapiens cDNA clone DKFZp547D225 5'
3378	16137	28796	2.45	9.0E-11	AL134395.1	EST_HUMAN	DKFZp547D225_r1 547 (synonym: hibr1) Homo sapiens cDNA clone DKFZp547D225 5'
4455	17201	28827	1.03	9.0E-11	AA775985.1	EST_HUMAN	ae78f01.s1 Stratagene schizo brain S11 Homo sapiens cDNA clone IMAGE:970287 3'
5487	18286		3.83	9.0E-11	BE079780.1	EST_HUMAN	RC8-BT0627-140200-011-E06 BT0627 Homo sapiens cDNA
10054	22702	35919	1.19	9.0E-11	AA324960.1	EST_HUMAN	EST127872 Cerebellum II Homo sapiens cDNA 5' end
10054	22702	35920	1.19	9.0E-11	AA324960.1	EST_HUMAN	EST127872 Cerebellum II Homo sapiens cDNA 5' end
12258	24703	31080	3.9	9.0E-11	C16635.1	EST_HUMAN	C16635 Clontech human aorta polyA+ mRNA (#8572) Homo sapiens cDNA clone GEN-508B08 5'
3114	15879		8.33	8.0E-11	H19871.1	EST_HUMAN	yn53f11.e1 Soares adult brain N2b5f1B55Y Homo sapiens cDNA clone IMAGE:172173 3' similar to contains L1 repetitive element;

Page 217 of 536  
Table 4

Single Exon Probes Expressed in Brain

Probe SEQ ID NO:	Exon SEQ ID NO:	ORF SEQ ID NO:	Expression Signal	Most Similar (Top) Hit BLAST E Value	Top Hit Accession No.	Top Hit Database Source	Top Hit Descriptor
3945	16955	29334	0.7	8.0E-11	AI478617.1	EST_HUMAN	hm54c09.x1 NCI_CGAP_Kid11 Homo sapiens cDNA clone IMAGE:2161836 3'
4022	16768	29398	4.88	8.0E-11	N23712.1	EST_HUMAN	w46e06.s1 Weizmann Olfactory Epithelium Homo sapiens cDNA clone IMAGE:255288 3'
6674	19338		0.85	8.0E-11	AW166158.1	EST_HUMAN	x45h11.x1 NCI_CGAP_Brm50 Homo sapiens cDNA clone IMAGE:2621061 3' similar to contains MER10.11
1430	14177	26882	1.75	7.0E-11	AA330842.1	EST_HUMAN	MER10 repetitive element; EST34392 Embryo, 6 week   Homo sapiens cDNA 5' end
3952	16802	29240	1.03	7.0E-11	AJ277546.2	NT	Homo sapiens WEE1 gene for protein kinase and partial ZNF143 gene for zinc finger transcription factor
8396	21089	34224	2.05	7.0E-11	AF163864.1	NT	Homo sapiens SNCA isoform (SNCA) gene, complete cds, alternatively spliced
10129	22777		1.17	7.0E-11	P11369	SWISSPROT	RETROVIRUS-RELATED POLYPROTEIN [CONTAINS: REVERSE TRANSCRIPTASE ; ENDONUCLEASE]
403	13188	25837	7.01	6.0E-11	M55270.1	NT	Human matrix Gla protein (MGP) gene, complete cds
403	13188	25838	7.01	6.0E-11	M55270.1	NT	Human matrix Gla protein (MGP) gene, complete cds
6822	19384	32398	0.67	6.0E-11	L44140.1	NT	Homo sapiens chromosome X region from filamin (FLN) gene to glucose-6-phosphate dehydrogenase (G6PD) gene, complete cds's
7593	20291	33369	3.65	6.0E-11	P08547	SWISSPROT	LINE-1 REVERSE TRANSCRIPTASE HOMOLOG
8262	20958	34095	7.81	6.0E-11	AV727859.1	EST_HUMAN	AV727859 HTC Homo sapiens cDNA clone HTCASC06 5'
8213	21892	35059	0.52	6.0E-11	BE063509.1	EST_HUMAN	CMD-BT0281-031199-087-a03 BT0281 Homo sapiens cDNA
11	12838	25451	1.49	5.0E-11	AL163283.2	NT	Homo sapiens chromosome 21 segment HS21C083
3359	12838	25451	1.9	5.0E-11	AL163283.2	NT	Homo sapiens chromosome 21 segment HS21C083
4203	16944	29571	1.36	5.0E-11	P48034	SWISSPROT	ALDEHYDE OXIDASE
6423	19191	32187	1.63	5.0E-11	AL163213.2	NT	Homo sapiens chromosome 21 segment HS21C013
7430	20107	33194	14.05	5.0E-11	11418798	NT	Homo sapiens protocadherin beta 3 (PCDH83), mRNA
1380	14127		1.94	4.0E-11	AA436042.1	EST_HUMAN	zu01b12.r1 Soares_testis_NHT Homo sapiens cDNA clone IMAGE:730559 5'
2793	15498	26238	7.14	4.0E-11	BE885900.1	EST_HUMAN	601507531F1 NIH_MGC_71 Homo sapiens cDNA clone IMAGE:3909295 5'
2869	15735	25385	1.16	4.0E-11	AL163247.2	NT	Homo sapiens chromosome 21 segment HS21C047
4576	17311	29939	0.85	4.0E-11	D44666.1	EST_HUMAN	HUMSUPY069 Human brain cDNA Homo sapiens cDNA clone 069
6984	19153	32153	3.2	4.0E-11	P20095	SWISSPROT	PRE-MRNA SPLICING FACTOR RNA HELICASE PRP2
6903	19641	32686	0.82	4.0E-11	AA442630.1	EST_HUMAN	G1055250 PHEROMONE RECEPTOR VN4 ; G1055250 PHEROMONE RECEPTOR VN4 ;
7274	19958		4.5	4.0E-11	AF224669.1	NT	Homo sapiens mannosidase, beta A, lysosomal (MANBA) gene, and ubiquitin-conjugating enzyme E2D 3 (UBE2D3) genes, complete cds
9295	21962		1.79	4.0E-11	BE149425.1	EST_HUMAN	RC1-HT0256-210100-013-08 HT0256 Homo sapiens cDNA
9562	22215	35402	0.9	4.0E-11	AI609753.1	EST_HUMAN	ff29g12.x1 NCI_CGAP_Brm23 Homo sapiens cDNA clone IMAGE:2105830 3' similar to WP_ZK353.1 CE00386 ;

Page 218 of 536  
Table 4

Single Exon Probes Expressed in Brain

Probe SEQ ID NO:	Exon SEQ ID NO:	ORF SEQ ID NO:	Expression Signal	Most Similar (Top) Hit BLAST E Value	Top Hit Accession No.	Top Hit Database Source	Top Hit Descriptor
12462	24830	31029	1.47	4.0E-11	11545732	NT	Homo sapiens SH3-domain binding protein 1 (SH3BP1), mRNA
1475	14222	28908	2.8	3.0E-11	6679077	NT	Mus musculus expressed in non-metastatic cells 2, protein (NM23B) (Nm2), mRNA
4243	16984		1.04	3.0E-11	AA309248.1	EST_HUMAN	EST180120 Liver, hepatocellular carcinoma Homo sapiens cDNA 5' end
940	13707	28372	1.97	2.0E-11	A1150502.1	EST_HUMAN	qf36c04.x1 Soares_testis_NHT Homo sapiens cDNA clone IMAGE:1752102 3' similar to contains MER10.13
1162	13916	26580	3.99	2.0E-11	R24807.1	EST_HUMAN	MER10 repetitive element ;
1162	13916	26581	3.99	2.0E-11	R24807.1	EST_HUMAN	yg43e12.r1 Soares Infant brain 1N1B Homo sapiens cDNA clone IMAGE:35144 5'
1808	14354	27042	4.86	2.0E-11	L17432.1	NT	yg43e12.r1 Soares Infant brain 1N1B Homo sapiens cDNA clone IMAGE:35144 5'
1808	14354	27043	4.86	2.0E-11	L17432.1	NT	yg43e12.r1 Soares Infant brain 1N1B Homo sapiens cDNA clone IMAGE:35144 5'
1812	14359	27048	1.21	2.0E-11	A1126371.1	EST_HUMAN	Gallus gallus rho-globin, beta-H globin, beta-A globin, epsilon-globin, and olfactory receptor-like protein
3191	15954	28607	7.58	2.0E-11	P10263	SWISSPROT	COR3'beta (COR3'beta) genes, complete cds
3320	16080	28730	1.11	2.0E-11	A1478617.1	EST_HUMAN	Gallus gallus rho-globin, beta-H globin, beta-A globin, epsilon-globin, and olfactory receptor-like protein
3356	16116	28771	0.93	2.0E-11	Q10473	SWISSPROT	COR3'beta (COR3'beta) genes, complete cds
3488	16244		1.01	2.0E-11	AF020503.1	NT	qc51c10.x1 Soares_pregnant_uterus_NbHPU Homo sapiens cDNA clone IMAGE:1713138 3' similar to gb.L02932 PEROXISOME PROLIFERATOR ACTIVATED RECEPTOR ALPHA (HUMAN);contains L.1.t1
4409	17146		0.68	2.0E-11	BE065537.1	EST_HUMAN	L1 repetitive element ;
4567	17302		0.72	2.0E-11	AL163227.2	NT	RETROVIRUS-RELATED GAG POLYPROTEIN (VERSION 1)
4882	17609		1.77	2.0E-11	BE062558.1	EST_HUMAN	hm54c09.x1 NCJ_CGAP_Kid11 Homo sapiens cDNA clone IMAGE:2161838 3'
6044	18824	31785	1.02	2.0E-11	AW877806.1	EST_HUMAN	POLYPEPTIDE N-ACETYL GALACTOSAMINYLTRANSFERASE (PROTEIN-UDP ACETYL GALACTOSAMINYLTRANSFERASE) (GALNAC-T1)
6216	18982	31968	1.87	2.0E-11	AA581028.1	EST_HUMAN	Homo sapiens FRA9B common fragile region, diadenosine triphosphate hydrolase (FHIT) gene, exon 5
7095	19784	32850	0.59	2.0E-11	BF592945.1	EST_HUMAN	RC3-BT0316-170200-014-e05 BT0316 Homo sapiens cDNA
7782	20477		0.56	2.0E-11	P37072	SWISSPROT	Homo sapiens chromosome 21 segment HS21C027
8123	21811		1.14	2.0E-11	AF028308.1	NT	QV2-BT0258-261089-014-e01 BT0258 Homo sapiens cDNA
10184	22832	36046	5.44	2.0E-11	Q13806	SWISSPROT	nc83h05.r1 NCJ_CGAP_GC1 Homo sapiens cDNA clone IMAGE:787433 5' similar to SW.PR16_YEAST
10413	23059	36277	1.12	2.0E-11	AW985874.1	EST_HUMAN	P15938 PRE-MRNA SPLICING FACTOR RNA HELICASE PRP16 ;
10413	23059	36278	1.12	2.0E-11	AW985874.1	EST_HUMAN	7f97c03.x1 NCJ_CGAP_GC6 Homo sapiens cDNA clone IMAGE:3442565 3'
							OLFACTORY RECEPTOR-LIKE PROTEIN COR6
							Homo sapiens chromosome 9 duplication of the T cell receptor beta locus and trypsinogen gene families
							OLFACTORY RECEPTOR 6I (OLFACTORY RECEPTOR-LIKE PROTEIN OLF-I)
							RC4-OT0072-170400-013-c11 OT0072 Homo sapiens cDNA
							RC4-OT0072-170400-013-c11 OT0072 Homo sapiens cDNA



Table 4

Single Exon Probes Expressed in Brain

Probe SEQ ID NO:	Exon SEQ ID NO:	ORF SEQ ID NO:	Expression Signal	Most Similar (Top) Hit BLAST E Value	Top Hit Accession No.	Top Hit Database Source	Top Hit Descriptor
11056	23726	36897	1.48	2.0E-11	AA035369.1	EST_HUMAN	zk27g02.s1 Soares_pregnant_uterus_NbHPU Homo sapiens cDNA clone IMAGE:471794 3'
11056	23728	36898	1.48	2.0E-11	AA035369.1	EST_HUMAN	zk27g02.s1 Soares_pregnant_uterus_NbHPU Homo sapiens cDNA clone IMAGE:471794 3'
11080	23760	37035	1.57	2.0E-11	AA261958.1	EST_HUMAN	zs18b04.r1 NCL_CGAP_GCB1 Homo sapiens cDNA clone IMAGE:685519 5'
12017	26332		1.64	2.0E-11	AA704195.1	EST_HUMAN	z77e03.s1 Soares_fetal_liver_spleen_1NFLS_S1 Homo sapiens cDNA clone IMAGE:460924 3'
12048	24567		3.54	2.0E-11	AW842143.1	EST_HUMAN	RC0-CN0027-210100-011-c01 CN0027 Homo sapiens cDNA
12073	24586	31123	1.87	2.0E-11	BF377859.1	EST_HUMAN	CM2-TN0140-070900-372-g01 TN0140 Homo sapiens cDNA
12332	24748		2.67	2.0E-11	D26217.2	NT	Homo sapiens mRNA for KIAA0027 protein, partial cds
12479	24840		3.14	2.0E-11	P08547	SWISSPROT	LINE-1 REVERSE TRANSCRIPTASE HOMOLOG
12781	25035		3.37	2.0E-11		NT	Homo sapiens SEC14 (S. cerevisiae)-like 2 (SEC14L2), mRNA
661	13437	26078	1.34	1.0E-11	AJ131016.1	NT	Homo sapiens SCL gene locus
1195	13947	26611	3.35	1.0E-11	AL163279.2	NT	Homo sapiens chromosome 21 segment HS21C079
1485	14232		2.36	1.0E-11	AF119914.1	NT	Homo sapiens PRO3078 mRNA, complete cds
2030	14765	27494	1.13	1.0E-11	P16268	SWISSPROT	OXYSTEROL-BINDING PROTEIN
2122	14853	27582	2.91	1.0E-11	AF000573.1	NT	Homo sapiens homogenisate 1,2-dioxygenase gene, complete cds
3490	16246	28900	1.2	1.0E-11	BE004315.1	EST_HUMAN	CM0-BND105-170300-292-d12 BN0105 Homo sapiens cDNA
5249	18055	30683	16.93	1.0E-11	AL163247.2	NT	Homo sapiens chromosome 21 segment HS21C047
5741	18533	31456	0.63	1.0E-11	BF222646.1	EST_HUMAN	7p57d01.x1 NCL_CGAP_P128 Homo sapiens cDNA clone IMAGE:3649945 3' similar to contains MER10.B3
8101	20795	33926	3.15	1.0E-11	4885546	NT	MER10 repetitive element 1;
8480	21172	34317	5.44	1.0E-11	R13174.1	EST_HUMAN	Homo sapiens PHD finger protein 2 (PHF2) mRNA
8946	21637	34782	1.89	1.0E-11	BF365119.1	EST_HUMAN	y73d08.r1 Soares Infant brain 1N1B Homo sapiens cDNA clone IMAGE:28196 5'
8946	21637	34783	1.89	1.0E-11	BF365119.1	EST_HUMAN	QV4-NN1149-250900-423-e03 NN1149 Homo sapiens cDNA
11257	23919	37212	1.62	1.0E-11	BF680078.1	EST_HUMAN	QV4-NN1149-250900-423-e03 NN1149 Homo sapiens cDNA
8697	22348	35542	1.07	9.0E-12	AL163300.2	NT	602164807F1 NIH_MGC_83 Homo sapiens cDNA clone IMAGE:4285977 5'
9697	22348	35543	1.07	9.0E-12	AL163300.2	NT	Homo sapiens chromosome 21 segment HS21C100
9237	21916		0.93	8.0E-12	BE074720.1	EST_HUMAN	Homo sapiens chromosome 21 segment HS21C100
12125	24617		3.91	8.0E-12	AJ271736.1	NT	IL5-BT0578-130300-036-G12 BT0578 Homo sapiens cDNA
4613	17348	28982	1.16	7.0E-12	Q05804	SWISSPROT	Homo sapiens Xq pseudautosomal region; segment 2/2
11322	24013	37316	0.69	7.0E-12	AA704736.1	EST_HUMAN	34 KD SPIGULE MATRIX PROTEIN PRECURSOR (LSM34)
3535	16291		0.71	6.0E-12	AV730554.1	EST_HUMAN	z723g01.s1 Soares_fetal_liver_spleen_1NFLS_S1 Homo sapiens cDNA clone IMAGE:451162 3'
4314	17053	29678	8.62	6.0E-12	AA732516.1	EST_HUMAN	AV730554 HTF Homo sapiens cDNA clone HTFAW F06 5'
6295	19086	32051	0.77	6.0E-12	AF020503.1	NT	nz88f11.s1 NCL_CGAP_GCB1 Homo sapiens cDNA clone IMAGE:1302573 3' similar to contains Alu repetitive element;
							Homo sapiens FRA3B common fragile region, diadenosine triphosphate hydrolase (FHIT) gene, exon 6

Page 220 of 536  
Table 4

Single Exon Probes Expressed In Brain

Probe SEQ ID NO:	Exon SEQ ID NO:	ORF SEQ ID NO:	Expression Signal	Most Similar (Top) Hit BLAST E Value	Top Hit Accession No.	Top Hit Database Source	Top Hit Descriptor
8694	21566	34723	1.04	6.0E-12	AF003249.1	NT	Morone saxatilis myosin heavy chain FM3A (FM3A) mRNA, complete cds cd10g11.s1 NCI_CGAP_GCB1 Homo sapiens cDNA clone IMAGE:1367598 similar to contig MER29.12 MER29 repetitive element:
9374	21949		1.67	6.0E-12	AA847898.1	EST_HUMAN	
1020	13780	26442	3.62	5.0E-12	T06673.1	EST_HUMAN	EST04462 Fetal brain, Strategene (cat#936206) Homo sapiens cDNA clone HFBDDV33
3385	16144	28801	1.61	5.0E-12	BE047779.1	EST_HUMAN	tz42b05.y1 NCI_CGAP_Bim52 Homo sapiens cDNA clone IMAGE:2291217 5'
3713	16466	29104	5.03	5.0E-12	AJ271736.1	NT	Homo sapiens Xq pseudautosomal region; segment 2/2
5931	18715	31671	6.41	6.0E-12	AL163278.2	NT	Homo sapiens chromosome 21 segment HS21C078
5931	18715	31672	6.41	5.0E-12	AL163278.2	NT	Homo sapiens chromosome 21 segment HS21C078
6389	19168	32167	11.33	5.0E-12	AW974760.1	EST_HUMAN	EST386850 MAGE resequences, MAGN Homo sapiens cDNA
6933	19424	32439	0.94	5.0E-12	AL040739.1	EST_HUMAN	DKFZp434B1615_s1 434 (synonym: hies3) Homo sapiens cDNA clone DKFZp434B1615 3'
6942	19424	32439	1.16	5.0E-12	AL040739.1	EST_HUMAN	DKFZp434B1615_s1 434 (synonym: hies3) Homo sapiens cDNA clone DKFZp434B1615 3'
8128	20822	33959	1.33	5.0E-12	AA033745.1	EST_HUMAN	z01g12.s1 Soares fetal_heart_NbHH19W Homo sapiens cDNA clone IMAGE:375718 3' similar to contains L1.19 L1 repetitive element:
8566	21258		0.55	5.0E-12	AJW887037.1	EST_HUMAN	RC1-0T0086-220300-011-b07 OT0086 Homo sapiens cDNA
8893	21584		0.54	5.0E-12	AL079581.1	EST_HUMAN	DKFZp43J0426_r1 434 (synonym: hies3) Homo sapiens cDNA clone DKFZp43J0426 5'
9006	21696	34847	2.93	5.0E-12	AJ271735.1	NT	Homo sapiens Xq pseudautosomal region; segment 1/2
9323	21990	35161	0.96	5.0E-12	P34982	SWISSPROT	OLFACTORY RECEPTOR 1D2 (OLFACTORY RECEPTOR-LIKE PROTEIN HGMP07E) (OLFACTORY RECEPTOR 17-4) (OR17-4)
10176	22823		4.45	5.0E-12	AL163303.2	NT	Homo sapiens chromosome 21 segment HS21C103
10262	22910	36120	0.76	5.0E-12	AL163302.2	NT	Homo sapiens chromosome 21 segment HS21C102
10468	23114	36344	0.44	5.0E-12	6978754	NT	Rattus norvegicus Deleted in colorectal cancer (rat homolog) (Dcc), mRNA
237	13047	25686	4.2	4.0E-12	AA700326.1	EST_HUMAN	zj74g11.s1 Soares fetal_liver_spleen_INFLS_S1 Homo sapiens cDNA clone IMAGE:460876 3'
238	13047	25686	4.03	4.0E-12	AA700326.1	EST_HUMAN	zj74g11.s1 Soares fetal_liver_spleen_INFLS_S1 Homo sapiens cDNA clone IMAGE:460876 3'
4577	17312	29940	0.8	4.0E-12	AI689984.1	EST_HUMAN	MARINER TRANSPOSASE.; b26rh05.x1 NCI_CGAP_Lu24 Homo sapiens cDNA clone IMAGE:2270745 3' similar to TR:Q13539 Q13539
7619	20160		0.72	4.0E-12	BF446140.1	EST_HUMAN	ned21b03.x1 NCI_CGAP_Lu24 Homo sapiens cDNA clone IMAGE:3366077 3' similar to contains MER7.b2 MER7 repetitive element:
8141	20835		3.2	4.0E-12	AF109907.1	NT	Homo sapiens S164 gene, partial cds; PS1 and hypothetical protein genes, complete cds; and S171 gene, partial cds
8587	21279	34418	0.87	4.0E-12	AB042815.1	NT	Bos taurus Mth2 mRNA for mitochondrial carrier homolog 2, complete cds
11019	23691	36954	4.2	4.0E-12	AJ229043.1	NT	Homo sapiens 959 kb contig between AML1 and CBR1 on chromosome 21q22, segment 3/3
12376	24774		2.76	4.0E-12	U78027.1	NT	Homo sapiens Bruton's tyrosine kinase (BTK), alpha-D-galactosidase A (GLA), L44-like ribosomal protein (L44L) and FTP3 (FTP3) genes, complete cds

Single Exon Probes Expressed in Brain

Probe SEQ ID NO:	Exon SEQ ID NO:	ORF SEQ ID NO:	Expression Signal	Most Similar (Top) Hit BLAST E Value	Top Hit Accession No.	Top Hit Database Source	Top Hit Descriptor
602	13380	26011	4.27	3.0E-12	AW341683.1	EST_HUMAN	hd13d01.x1 Soares_NFL_T_GBC_S1 Homo sapiens cDNA clone IMAGE:2809377 3' similar to TR:O14517 O14517 SMRP ;
602	13380	26012	4.27	3.0E-12	AW341683.1	EST_HUMAN	hd13d01.x1 Soares_NFL_T_GBC_S1 Homo sapiens cDNA clone IMAGE:2809377 3' similar to TR:O14517 O14517 SMRP ;
5084	17803	30421	0.81	3.0E-12	AL163268.2	NT	Homo sapiens chromosome 21 segment HS21C088
5365	18167	30853	1.52	3.0E-12	AF111168.2	NT	Homo sapiens serine palmitoyl transferase, subunit II gene, complete cds; and unknown genes
7654	20318		0.63	3.0E-12	AW854328.1	EST_HUMAN	RC3-CT0285-031099-011-h02 CT0265 Homo sapiens cDNA
8273	20967	34109	0.51	3.0E-12	O35453	SWISSPROT	SERINE PROTEASE HEPSIN
8004	21694	34844	0.52	3.0E-12	O35453	SWISSPROT	SERINE PROTEASE HEPSIN
10561	23247	38483	3.03	3.0E-12	U37672.1	NT	Human prostate specific antigen gene, 5' flanking region
10551	23247	38484	3.03	3.0E-12	U37672.1	NT	Human prostate specific antigen gene, 5' flanking region
1649	14395	27084	1.39	2.0E-12	AW802131.1	EST_HUMAN	IL6-JM0071-120400-065-a05 JM0071 Homo sapiens cDNA
4084	16896	29462	0.91	2.0E-12	J01684.1	NT	Rat U9A small nuclear RNA
4984	16896	29463	0.91	2.0E-12	J01684.1	NT	Rat U9A small nuclear RNA
4987	17124		2.03	2.0E-12	BE063509.1	EST_HUMAN	CMO-BT0281-031169-087-a03 BT0281 Homo sapiens cDNA
4940	17570	30192	1.18	2.0E-12	O70906	SWISSPROT	TBX15 PROTEIN (T-BOX PROTEIN 15)
4940	17570	30193	1.18	2.0E-12	O70906	SWISSPROT	TBX15 PROTEIN (T-BOX PROTEIN 15)
5169	17978	30491	0.77	2.0E-12	P11369	SWISSPROT	RETROVIRUS-RELATED POLYPROTEIN [CONTAINS: REVERSE TRANSCRIPTASE ; ENDONUCLEASE]
6385	19164		2.8	2.0E-12	AW971857.1	EST_HUMAN	EST363946 MAGI2 resequences, MAGI2 Homo sapiens cDNA
7075	19798	32830	3.74	2.0E-12	T08169.1	EST_HUMAN	EST06060 Infant Brain, Bento Soares Homo sapiens cDNA clone HIBBA13 5' end
7244	18928	33005	1.02	2.0E-12	BE179036.1	EST_HUMAN	MRO-HT0559-200400-015-e08 HT0559 Homo sapiens cDNA
7558	20228	33931	2.2	2.0E-12	11422229	NT	Homo sapiens Ac-like transposable element (AL TE), mRNA
8208	22087		1.84	2.0E-12	AF198864.1	NT	Homo sapiens putative BPES syndrome breakpoint region protein gene, complete cds
9865	22535		11.12	2.0E-12	BE166980.1	EST_HUMAN	MIR3-HT0487-150200-113-g01 HT0487 Homo sapiens cDNA
10412	23058	38276	0.87	2.0E-12	AI334130.1	EST_HUMAN	qq07f02.x1 Soares_NhHMPu_S1 Homo sapiens cDNA clone IMAGE:1931835 3' similar to TR:Q13558 Q13538 ORF2: FUNCTION UNKNOWN ;
12032	24557		2.81	2.0E-12	AL163263.2	NT	Homo sapiens chromosome 21 segment HS21C083
12223	24680		2.5	2.0E-12	11418248	NT	Homo sapiens sulfotransferase-related protein (SULTX3), mRNA
119	12938	25579	2.21	1.0E-12	AW627674.1	EST_HUMAN	hm90a09.x1 NCI_CGAP_GU1 Homo sapiens cDNA clone IMAGE:2970040 3' similar to contains MER18.11 MER18 repetitive element ;
1980	14716		1.39	1.0E-12	AI871726.1	EST_HUMAN	wm51f07.x1 NCI_CGAP_U12 Homo sapiens cDNA clone IMAGE:2439483 3' similar to contains L1.b3 L1 repetitive element ;
3067	15833	28476	1.29	1.0E-12	AF000991.1	NT	Homo sapiens testis-specific Testis Transcript Y 2 (TTY2) mRNA, partial cds

Table 4

Single Exon Probes Expressed in Brain

Probe SEQ ID NO:	Exon SEQ ID NO:	ORF SEQ ID NO:	Expression Signal	Most Similar (Top) Hit BLAST E Value	Top Hit Accession No.	Top Hit Database Source	Top Hit Descriptor
3067	16633	28477	1.29	1.0E-12	AF000991.1	NT	Homo sapiens testis-specific Testis Transcript Y 2 (TTY2) mRNA, partial cds
3855	16605	29242	26.43	1.0E-12	AU132248.1	EST_HUMAN	AU132248 NT2RP3 Homo sapiens cDNA clone NT2RP3004070 5'
3855	16605	29243	26.43	1.0E-12	AU132248.1	EST_HUMAN	AU132248 NT2RP3 Homo sapiens cDNA clone NT2RP3004070 5'
5877	18663		2.25	1.0E-12	U82828.1	NT	Homo sapiens ataxia telangiectasia (ATM) gene, complete cds
5950	18732		1.93	1.0E-12	Q9Y2G7	SWISSPROT	HYPOTHETICAL_ZINC FINGER PROTEIN KIAA0981
6438	19206	32202	0.62	1.0E-12	AF229843.1	NT	Mus musculus WNT-2 gene, partial cds; putative ankyrin-related protein and cystic fibrosis transmembrane conductance regulator (CFTR) genes, section 1 of 2 of the complete cds; and unknown gene
7016	19708	32764	2.07	1.0E-12	AF198894.1	NT	Homo sapiens putative BPES syndrome breakpoint region protein gene, complete cds
7050	19741	32802	11.32	1.0E-12	AI248533.1	EST_HUMAN	qt166a04.x1 Soares_fetal_liver_spleen_1NFLS_S1 Homo sapiens cDNA clone IMAGE:1849614 3' similar to gb:U19503 LINE-1 REVERSE TRANSCRIPTASE HOMOLOG (HUMAN);contains MER10.11 MER10 repetitive element;
7050	19741	32803	11.32	1.0E-12	AI248533.1	EST_HUMAN	qt166a04.x1 Soares_fetal_liver_spleen_1NFLS_S1 Homo sapiens cDNA clone IMAGE:1849614 3' similar to gb:U19503 LINE-1 REVERSE TRANSCRIPTASE HOMOLOG (HUMAN);contains MER10.11 MER10 repetitive element;
8606	21298	34442	1.16	1.0E-12	AA782323.1	EST_HUMAN	ec266d05.s1 Stralagene ovary (#837217) Homo sapiens cDNA clone IMAGE:857577 3'
11273	29334		1.72	1.0E-12	AW468478.1	EST_HUMAN	he38f07.x1 NCI_CGAP_CML1 Homo sapiens cDNA clone IMAGE:2921317 3' similar to contains element LTR3 repetitive element;
11942	24497	37809	4.54	1.0E-12	AW662164.1	EST_HUMAN	EST374237 MAGE resequences, MAGG Homo sapiens cDNA
12150	24637		1.62	1.0E-12	AI738592.1	EST_HUMAN	wf33f08.x1 NCI_CGAP_Co16 Homo sapiens cDNA clone IMAGE:2392095 3'
12294	25308		2.92	1.0E-12	AL163288.2	NT	Homo sapiens chromosome 21 segment HS21C088
3618	16371		1	9.0E-13	AJ271735.1	NT	Homo sapiens Xq pseudautosomal region; segment 1/2
3927	16677	29320	0.96	9.0E-13	AB029900.1	NT	Homo sapiens GST gene for cerebroside sulfotransferase, exon 1, 2, 3, 4, 5
9501	22154		2.67	9.0E-13	N69653.1	EST_HUMAN	za26b06.s1 Soares fetal liver spleen 1NFLS Homo sapiens cDNA clone IMAGE:269651 3'
700	13475	26123	7.37	8.0E-13	U29185.1	NT	Homo sapiens prion protein (PrP) gene, complete cds
700	13475	26124	7.37	8.0E-13	U29185.1	NT	Homo sapiens prion protein (PrP) gene, complete cds
1830	14569	27281	2.94	8.0E-13	U80017.1	NT	Homo sapiens basic transcription factor 2 p44 (btf2p44) gene, partial cds, neuronal apoptosis inhibitory protein (naip) and survival motor neuron protein (smn) genes, complete cds
8011	20706	33934	0.76	8.0E-13	AI884398.1	EST_HUMAN	wm31h09.x1 NCI_CGAP_U4 Homo sapiens cDNA clone IMAGE:2437601 3'
8011	20706	33935	0.76	8.0E-13	AI884398.1	EST_HUMAN	wm31h09.x1 NCI_CGAP_U4 Homo sapiens cDNA clone IMAGE:2437601 3'
10046	22894		3.08	8.0E-13	U78027.1	NT	Homo sapiens Bruten's tyrosine kinase (BTK), alpha-D-galactosidase A (GLA), L44-like ribosomal protein (L44L) and FTP3 (FTP3) genes, complete cds

Table 4

Single Exon Probes Expressed in Brain

Probe SEQ ID NO:	Exon SEQ ID NO:	ORF SEQ ID NO:	Expression Signal	Most Similar (Top) Hit BLAST E Value	Top Hit Accession No.	Top Hit Database Source	Top Hit Descriptor
11779	24370	37701	1.67	8.0E-13	U66060.1	NT	Human germline T-cell receptor beta chain TCRBV13S1, TCRBV6S8A2T, TCRBV6S8A3N2T, TCRBV13S6A2T, TCRBV6S9P, TCRBV5S3A2T, TCRBV13S8P, TCRBV6S3A1N1T, TCRBV5S2, TCRBV6S6A2T, TCRBV6S7P, TCRBV13S4, TCRBV6S2A1N1T, TCRBV6S4A2T, TCRBV6S4A1, TCRBV23S1A2T, TCRBV12>
7718	20382	33495	0.71	7.0E-13	A1884398.1	EST_HUMAN	wm31h09.x1 NCI_CGAP_U14 Homo sapiens cDNA clone IMAGE:2437601 3'
7718	20382	33486	0.71	7.0E-13	A1884398.1	EST_HUMAN	wm31h09.x1 NCI_CGAP_U14 Homo sapiens cDNA clone IMAGE:2437601 3'
8133	20827		0.66	7.0E-13	Q85166	SWISSPROT	OLFACTORY RECEPTOR-LIKE PROTEIN OLF2
12404	24788		3.05	7.0E-13	BE778223.1	EST_HUMAN	601463285F1 NIH_MGC_67 Homo sapiens cDNA clone IMAGE:3866913 5'
12817	24923		1.37	7.0E-13	Q10473	SWISSPROT	POLYPEPTIDE N-ACETYL GALACTOSAMINYLTRANSFERASE (PROTEIN-UDP ACETYL GALACTOSAMINYLTRANSFERASE) (UDP-GALNAC:POLYPEPTIDE, N-ACETYL GALACTOSAMINYLTRANSFERASE) (GALNAC-T1)
2084	14825	27558	6.75	6.0E-13	AL163207.2	NT	Homo sapiens chromosome 21 segment HS21C007
3316	16076		0.74	5.0E-13	R78338.1	EST_HUMAN	y82f04.r1 Soares placenta Nb2HP Homo sapiens cDNA clone IMAGE:145769 5'
3392	16151		1.54	5.0E-13	AA435773.1	EST_HUMAN	z177a12.s1 Soares_testis_NHT Homo sapiens cDNA clone IMAGE:728350 3' similar to contains Alu repetitive element; contains element MIER22 repetitive element ;
6777	19521	32548	0.84	5.0E-13	P08983	SWISSPROT	GAP JUNCTION BETA-1 PROTEIN (CONNEXIN 30) (CX30)
10767	23451	36668	2.72	5.0E-13	P07313	SWISSPROT	MYOSIN LIGHT CHAIN KINASE, SKELETAL MUSCLE (MLCK)
1860	14598		2.23	4.0E-13	AW378614.1	EST_HUMAN	PM2-HT0224-221099-001-e11 HT0224 Homo sapiens cDNA
2462	15180		1.67	4.0E-13	AF003529.1	NT	Homo sapiens glypican 3 (GPC3) gene, partial cds and flanking repeat regions
5499	18297	31195	5.51	4.0E-13	BE169131.1	EST_HUMAN	PM3-HT0520-230200-002-c08 HT0520 Homo sapiens cDNA
7105	19793	32858	1.05	4.0E-13	AB037750.1	NT	Homo sapiens mRNA for KIAA1329 protein, partial cds
7512	20183	33277	0.84	4.0E-13	AA431529.1	EST_HUMAN	zvf79g12.r1 Soares_testis_NHT Homo sapiens cDNA clone IMAGE:782182 5' similar to TR:G452763 G452763 COR1 MRNA. ;
7620	20286		1.07	4.0E-13	N44291.1	EST_HUMAN	yy33g06.r1 Soares melanocyte 2NBHM Homo sapiens cDNA clone IMAGE:273080 5' similar to PIR:A32895 A32895 t complex sterility protein - mouse ;
8740	21432	34577	1.07	4.0E-13	AL043810.1	EST_HUMAN	DKFZp434A0128_r1 434 (synonym: htas3) Homo sapiens cDNA clone DKFZp434A0128 5'
9402	22084	35235	0.45	4.0E-13	AA076907.1	EST_HUMAN	7B04H11 Chromosome 7 Fetal Brain cDNA Library Homo sapiens cDNA clone 7B04H11
9919	22568	35764	4.94	4.0E-13	A1289831.1	EST_HUMAN	qnc32d05.x1 NCI_CGAP_Kid5 Homo sapiens cDNA clone IMAGE:1893945 3' similar to contains Alu repetitive element;
11120	23789	37066	2.09	4.0E-13	AA435819.1	EST_HUMAN	z178g10.s1 Soares_testis_NHT Homo sapiens cDNA clone IMAGE:728514 3'
11120	23789	37067	2.09	4.0E-13	AA435819.1	EST_HUMAN	z178g10.s1 Soares_testis_NHT Homo sapiens cDNA clone IMAGE:728514 3'
175	12987		4.94	3.0E-13	AF003528.1	NT	Homo sapiens X-linked anhidrotic ectodermal dysplasia protein gene (EDA), exon 2 and flanking repeat regions
845	13615		1.62	3.0E-13	AA430310.1	EST_HUMAN	zvf6g08.r1 Soares_testis_NHT Homo sapiens cDNA clone IMAGE:781406 5'

Page 224 of 536  
Table 4  
Single Exon Probes Expressed In Brain

Probe SEQ ID NO:	Exon SEQ ID NO:	ORF SEQ ID NO:	Expression Signal	Most Similar (Top) Hit BLAST E Value	Top Hit Accession No.	Top Hit Database Source	Top Hit Descriptor
2370	15092	27831	1.26	3.0E-13	AJ271736.1	NT	Homo sapiens Xq pseudautosomal region; segment 2/2
2483	15201		2.47	3.0E-13	AL163210.2	NT	Homo sapiens chromosome 21 segment HS21C010
2669	15379	28117	2.91	3.0E-13	BF372962.1	EST_HUMAN	CM3-PJT0100-140700-242-H08 FT0100 Homo sapiens cDNA
3182	15946		2.97	3.0E-13	AA745844.1	EST_HUMAN	cb18d02.e1 NCI_CGAP_Kid5 Homo sapiens cDNA clone IMAGE:1324035 3'
5452	18251	31140	0.59	3.0E-13	AA134017.1	EST_HUMAN	zn88h10.r1 Stragatene lung carcinoma 937218 Homo sapiens cDNA clone IMAGE:565315 5' similar to contains THR.12 THR repetitive element;
5452	18251	31141	0.59	3.0E-13	AA134017.1	EST_HUMAN	zn88h10.r1 Stragatene lung carcinoma 937218 Homo sapiens cDNA clone IMAGE:565315 5' similar to contains THR.12 THR repetitive element;
5902	18687	31635	0.62	3.0E-13	AW005639.1	EST_HUMAN	wz88c02.x1 NCI_CGAP_Bim28 Homo sapiens cDNA clone IMAGE:2565890 3' similar to TR:O75139
7783	20478	33603	7.67	3.0E-13	U52111.2	NT	O75139 KIAA0844 PROTEIN.; Homo sapiens X28 region near ALD locus containing dual specificity phosphatase 9 (DUSP9), ribosomal protein L18a (RPL18a), Ca2+/Calmodulin-dependent protein kinase I (CAMKI), creatine transporter (CRTR), CDM protein (CDM), adrenoleukodystrophy protein >
7975	20670	33792	0.6	3.0E-13	AA352487.1	EST_HUMAN	EST60487 Activated T-cells XX Homo sapiens cDNA 5' end similar to similar to similar to serine protease P100, Reactive factor
7975	20670	33793	0.6	3.0E-13	AA352487.1	EST_HUMAN	EST60487 Activated T-cells XX Homo sapiens cDNA 5' end similar to similar to similar to serine protease P100, Reactive factor
10098	22746	35961	0.72	3.0E-13	AW6935487.1	EST_HUMAN	RC2-DT0007-110100-014-g10 DT0007 Homo sapiens cDNA
10575	23270		3.67	3.0E-13	A1064768.1	EST_HUMAN	HA0536 Human fetal liver cDNA library Homo sapiens cDNA
10975	23651	36504	3.96	3.0E-13	BE063509.1	EST_HUMAN	CM0-BT0281-031199-087-a03 BT0281 Homo sapiens cDNA
11598	24197	37517	2.29	3.0E-13	AL163248.2	NT	Homo sapiens chromosome 21 segment HS21C048
146	12960	26602	3.42	2.0E-13	U52111.2	NT	Homo sapiens X28 region near ALD locus containing dual specificity phosphatase 9 (DUSP9), ribosomal protein L18a (RPL18a), Ca2+/Calmodulin-dependent protein kinase I (CAMKI), creatine transporter (CRTR), CDM protein (CDM), adrenoleukodystrophy protein >
292	13043	25683	2.06	2.0E-13	U23839.1	NT	Danio rerio fibroblast growth factor receptor 4 mRNA, complete cds
1247	13996	26663	7.99	2.0E-13	AF239710.1	NT	Homo sapiens DNA polymerase delta small subunit (POLD2) gene, exons 1 through 11 and complete cds
3005	15771	28419	0.9	2.0E-13	8924119	NT	Homo sapiens hypothetical protein PRO2130 (PRO2130), mRNA
3005	15771	28420	0.9	2.0E-13	8924119	NT	Homo sapiens hypothetical protein PRO2130 (PRO2130), mRNA
3275	16036	28688	1.13	2.0E-13	BF431899.1	EST_HUMAN	hab7605.x1 Soares_NSF_F8_GW_OT_PA_P_S1 Homo sapiens cDNA clone IMAGE:3'
3498	16254	28908	1.11	2.0E-13	AF109907.1	NT	Homo sapiens S164 gene, partial cds; PS1 and hypothetical protein genes, complete cds; and S171 gene, partial cds
4098	16831		1.34	2.0E-13	AL163278.2	NT	Homo sapiens chromosome 21 segment HS21C078

Table 4

Single Exon Probes Expressed in Brain

Probe SEQ ID NO:	Exon SEQ ID NO:	ORF SEQ ID NO:	Expression Signal	Most Similar (Top) Hit BLAST E Value	Top Hit Accession No.	Top Hit Database Source	Top Hit Descriptor
6032	18812	31772	4.7	2.0E-13	Q06852	SWISSPROT	CELL SURFACE GLYCOPROTEIN 1 PRECURSOR (OUTER LAYER PROTEIN B) (S-LAYER PROTEIN 1)
6113	18890		0.58	2.0E-13	X78417.1	NT	S. scrofa tps12 mRNA for ribosomal protein S12
6717	18832	32875	7.15	2.0E-13	X16912.1	NT	Human PFKL gene for liver-type 6-phosphofructokinase (EC 2.7.1.11) exon 2
6964	19436	32461	0.65	2.0E-13	10835072	NT	Homo sapiens N-myristoyltransferase 1 (NMT1), mRNA
6954	19436	32452	0.65	2.0E-13	10835072	NT	Homo sapiens N-myristoyltransferase 1 (NMT1), mRNA
10355	23002	36219	3.87	2.0E-13	5031896	NT	Homo sapiens mab-21 (C. elegans)-like 1 (MAB21L1) mRNA
12106	24602		3.48	2.0E-13	AW992155.1	EST_HUMAN	CMO-NN0001-100300-274-e11 NN0001 Homo sapiens cDNA
285	13091	25732	1.52	1.0E-13	S74129.1	NT	FGF-1-fibroblast growth factor 1 [human, kidney, Genomix, 342 nt, segment 2 of 2]
868	13637	26307	5.64	1.0E-13	AJ007973.1	NT	Homo sapiens LGMD2B gene
1919	14061	26736	1.08	1.0E-13	X87344.1	NT	H. sapiens DWA, DMB, HLA-Z1, IPP2, LMP2, TAP1, LMP7, TAP2, DOB, DQB2 and RING8, 9, 13 and 14 genes
2015	14750	27478	2.13	1.0E-13	AA720574.1	EST_HUMAN	nm21g02.s1 NCI_CGAP_GC80 Homo sapiens cDNA clone IMAGE:1241138 3' similar to contains THR.13
4553	17288	28917	1.64	1.0E-13	BF340987.1	EST_HUMAN	602038009F1 NCI_CGAP_Bm64 Homo sapiens cDNA clone IMAGE:4185966 5'
7810	20505	33626	0.78	1.0E-13	AA677812.1	EST_HUMAN	nm24401.s1 NCI_CGAP_Gas1 Homo sapiens cDNA clone IMAGE:1084801 3' similar to contains Alu repetitive element; contains element MER24 repetitive element;
7810	20505	33627	0.78	1.0E-13	AA577812.1	EST_HUMAN	nm24401.s1 NCI_CGAP_Gas1 Homo sapiens cDNA clone IMAGE:1084801 3' similar to contains Alu repetitive element; contains element MER24 repetitive element;
9980	22638		0.79	1.0E-13	OT15481	SWISSPROT	MELANOMA-ASSOCIATED ANTIGEN B4 (MAGE-B4 ANTIGEN)
10189	22847	36063	0.53	1.0E-13	AF300701.1	NT	Mus musculus osteostic protein tyrosine phosphatase mRNA, complete cds
11352	24042	37345	11.1	1.0E-13	BF108755.1	EST_HUMAN	7145e10.x1 Soares_NSF_F8_9W_OT_PA_P_S1 Homo sapiens cDNA clone IMAGE:3624443 3' similar to contains MER29.b2 MER29 repetitive element;
11894	24492		2.25	1.0E-13	AV716377.1	EST_HUMAN	AV715377 DGB Homo sapiens cDNA clone DCBAIE03 5'
12563	24893		2.12	1.0E-13	AJ271735.1	NT	Homo sapiens Xq pseudautosomal region; segment 1/2
324	13125	25761	1.81	9.0E-14	AA781159.1	EST_HUMAN	aj24c01.s1 Soares_testis_NHT Homo sapiens cDNA clone 1391232 3' similar to contains MER19.11 MER19 repetitive element;
325	13126	25762	3.05	9.0E-14	AA781159.1	EST_HUMAN	aj24c01.s1 Soares_testis_NHT Homo sapiens cDNA clone 1391232 3' similar to contains MER19.11 MER19 repetitive element;
2504	15221		3.66	9.0E-14	AW681577.1	EST_HUMAN	RC4-CT0322-080100-013-c09 CT0322 Homo sapiens cDNA
2599	15313	28090	1.18	9.0E-14	AJ133127.1	NT	Homo sapiens mRNA for sodium-glucose cotransporter (SGLT2 gene)
2599	15313	28051	1.18	9.0E-14	AJ133127.1	NT	Homo sapiens mRNA for sodium-glucose cotransporter (SGLT2 gene)
2758	15463	28206	2.6	9.0E-14	AB038162.1	NT	Homo sapiens TFF gene cluster for trefoil factor, complete cds
3109	15974	28513	3.96	9.0E-14	AW513286.1	EST_HUMAN	xs64h05.x1 NCI_CGAP_Ut1 Homo sapiens cDNA clone IMAGE:2707833 3'

Page 226 of 536  
Table 4

Single Exon Probes Expressed in Brain

Probe SEQ ID NO:	Exon SEQ ID NO:	ORF SEQ ID NO:	Expression Signal	Most Similar (Top) Hit BLAST E Value	Top Hit Accession No.	Top Hit Database Source	Top Hit Descriptor
3232	13125	25761	0.84	9.0E-14	AA781159.1	EST_HUMAN	aj24c01.s1 Soares_testis_NHT Homo sapiens cDNA clone 1391232 3' similar to contains MER19.11 MER19 repetitive element;
3778	16530	29189	6.85	9.0E-14	D14547.1	NT	Human DNA, SINE repetitive element
4707	17439	30071	1.66	9.0E-14	AJ002163.1	NT	Sequihus oedipus gene for seminal vesicle secreted protein semenogelin I
3489	16245		1.27	8.0E-14	BE468263.1	EST_HUMAN	hz71c09.x1 NCI_CGAP_Lu24 Homo sapiens cDNA clone IMAGE:3213424 3'
3937	16687		2.67	8.0E-14	R76269.1	EST_HUMAN	y72e03.r1 Soares_placenta_Nb2HP Homo sapiens cDNA clone IMAGE:144796 3'
9349	20419	33539	15.04	8.0E-14	X89211.1	NT	H.sapiens DNA for endogenous retroviral like element
9460	22010	35180	3.69	8.0E-14	AA219318.1	EST_HUMAN	zq17c10.s1 Stratagene fetal retina 937202 Homo sapiens cDNA clone IMAGE:629970 3'
11410	24059		1.72	8.0E-14	BE062558.1	EST_HUMAN	QV2-BT0258-261089-014-e01 BT0258 Homo sapiens cDNA
12302	24727	31056	2.48	8.0E-14	A1688118.1	EST_HUMAN	w62h08.x1 NCI_CGAP_Co3 Homo sapiens cDNA clone IMAGE:2326143 3'
1625	15574		4.77	7.0E-14	AW151673.1	EST_HUMAN	xf67e10.x1 NCI_CGAP_Gae4 Homo sapiens cDNA clone IMAGE:2623146 3' similar to contains MER10.12
8818	21510		10.57	7.0E-14	AL163285.2	NT	MER10 repetitive element ; Homo sapiens chromosome 21 segment HS21C085
358	13156	25787	14.14	6.0E-14	AF020503.1	NT	Homo sapiens FRA3B common fragile region, diadenosine triphosphate hydrolase (FHIT) gene, exon 5
9722	22373	35572	2.6	6.0E-14	AF020503.1	NT	Homo sapiens FRA3B common fragile region, diadenosine triphosphate hydrolase (FHIT) gene, exon 5
9722	22373	35573	2.6	6.0E-14	AF020503.1	NT	Homo sapiens FRA3B common fragile region, diadenosine triphosphate hydrolase (FHIT) gene, exon 5
604	13382	26014	5.46	6.0E-14	Q63120	SWISSPROT	CANALICULAR MULTISPECIFIC ORGANIC ANION TRANSPORTER 1 (MULTIDRUG RESISTANCE-ASSOCIATED PROTEIN 2) (CANALICULAR MULTIDRUG RESISTANCE PROTEIN)
4993	17716	30322	1.41	5.0E-14	AW073781.1	EST_HUMAN	x603b05.x1 NCI_CGAP_GU1 Homo sapiens cDNA clone IMAGE:2575185 3' similar to contains L1.t2 L1 repetitive element ;
5448	18245	31133	5.77	5.0E-14	P08847	SWISSPROT	LINE-1 REVERSE TRANSCRIPTASE HOMOLOG
1101	15560		2.18	4.0E-14	P04928	SWISSPROT	S-ANTIGEN PROTEIN PRECURSOR
1870	14608	27319	5.9	4.0E-14	AJ007973.1	NT	Homo sapiens LGMD2B gene
3735	16488		0.87	4.0E-14	AA046502.1	EST_HUMAN	zk67a06.r1 Soares_pregnant_uterus_NBHPU Homo sapiens cDNA clone IMAGE:487858 5'
4259	17000	29530	1.05	4.0E-14	N46328.1	EST_HUMAN	yf73c12.s1 Soares_multiple_sclerosis_2NbhMSP Homo sapiens cDNA clone IMAGE:279190 3' similar to contains L.1.t3 L.1 repetitive element ;
7658	20553		0.59	4.0E-14	X87344.1	NT	H.sapiens DMA, DMB, HLA-Z1, IPP2, LMP2, TAP1, LMP7, TAP2, DOB, DQB2 and RING8, 9, 13 and 14 genes
12626	25414		7.02	4.0E-14	A1868224.1	EST_HUMAN	wm08e03.x1 NCI_CGAP_UJ4 Homo sapiens cDNA clone IMAGE:2435332 3' similar to contains Alu repetitive element
930	13697	26361	1.89	3.0E-14	X95466.1	NT	R.norvegicus mRNA for CPG2 protein



Table 4

Single Exon Probes Expressed In Brain

Probe SEQ ID NO:	Exon SEQ ID NO:	ORF SEQ ID NO:	Expression Signal	Most Similar (Top) Hit BLAST E Value	Top Hit Accession No.	Top Hit Database Source	Top Hit Descriptor
4870	17597	30220	0.92	3.0E-14	AW265354.1	EST_HUMAN	xp45f12.x1 NCI_CGAP_HN11 Homo sapiens cDNA clone IMAGE:2743343 3' similar to contains Alu repetitive element;contains element MER9 repetitive element;
4873	17600	30222	0.97	3.0E-14	7656894	NT	Homo sapiens a disintegrin and metalloproteinase domain 29 (ADAM29), mRNA
6635	19397	32411	1.49	3.0E-14	AI420786.1	EST_HUMAN	te91c12.x1 NCI_CGAP_P28 Homo sapiens cDNA clone IMAGE:2094070 3' similar to TR:O00519 O00519 FATTY ACID AMIDE HYDROLASE.;
6635	19397	32412	1.49	3.0E-14	AI420786.1	EST_HUMAN	te91c12.x1 NCI_CGAP_P28 Homo sapiens cDNA clone IMAGE:2094070 3' similar to TR:O00519 O00519 FATTY ACID AMIDE HYDROLASE.;
6744	25099	AL163248.2	0.62	3.0E-14	AL163248.2	NT	Homo sapiens chromosome 21 segment HS21C048
8686	21378	34522	0.87	3.0E-14	NA42165.1	EST_HUMAN	Y07b10.t1 Soares melanocyte 2NbrHM Homo sapiens cDNA clone IMAGE:270523 5'
10914	23694	36840	1.28	3.0E-14	BE886016.1	EST_HUMAN	601511530F1 NIH_MGC_71 Homo sapiens cDNA clone IMAGE:3913087 5'
11201	17597	30220	7.19	3.0E-14	AW265354.1	EST_HUMAN	xp45f12.x1 NCI_CGAP_HN11 Homo sapiens cDNA clone IMAGE:2743343 3' similar to contains Alu repetitive element;contains element MER9 repetitive element;
12539	25282	AL163285.2	1.68	3.0E-14	AL163285.2	NT	Homo sapiens chromosome 21 segment HS21C085
381	13168	25811	3.71	2.0E-14	AJ271736.1	NT	Homo sapiens Xq pseudocentromeric region; segment 2/2
381	13168	25812	3.71	2.0E-14	AJ271736.1	NT	Homo sapiens Xq pseudocentromeric region; segment 2/2
674	15548	26091	9.05	2.0E-14	AL163303.2	NT	Homo sapiens chromosome 21 segment HS21C103
2387	15108	AL163303.2	1.49	2.0E-14	AW372968.1	EST_HUMAN	RC5-BT0377-091289-031-D12 BT0377 Homo sapiens cDNA
2487	15185	AL163303.2	2.15	2.0E-14	7657629	NT	Homo sapiens rhabdoid tumor deletion region protein 1 (RTDR1), mRNA
2529	15245	27983	1.19	2.0E-14	AL163209.2	NT	Homo sapiens chromosome 21 segment HS21C009
2542	15256	BE222432.1	1.14	2.0E-14	BE222432.1	EST_HUMAN	h90g10.x1 NCI_CGAP_Lu24 Homo sapiens cDNA clone IMAGE:3180738 3' similar to contains Alu repetitive element;contains OFR.t1 OFR repetitive element;
2881	15390	P08648	0.95	2.0E-14	P08648	SWISSPROT	LINE-1 REVERSE TRANSCRIPTASE HOMOLOG
6437	18236	30950	0.8	2.0E-14	BF380661.1	EST_HUMAN	IL2-UT0072-240800-142-D07 UT0072 Homo sapiens cDNA
5533	18331	31236	0.92	2.0E-14	A1812351.1	EST_HUMAN	ta78h01.x2 NCI_CGAP_HSC2 Homo sapiens cDNA clone IMAGE:2050225 3' similar to contains L1.t3 L1 repetitive element;
5634	18429	31342	3.42	2.0E-14	U01317.1	NT	Human beta globin region on chromosome 11
6784	19628	BE000650.1	0.91	2.0E-14	BE000650.1	EST_HUMAN	RC3-BN0072-240200-011-a08 BN0072 Homo sapiens cDNA
6984	19877	32724	0.62	2.0E-14	4585709	NT	Homo sapiens a disintegrin and metalloproteinase domain 11 (ADAM11) mRNA
7185	19871	32945	1.25	2.0E-14	P56163	SWISSPROT	ZINC-FINGER PROTEIN NEURO-D4
7407	20084	33167	22.12	2.0E-14	BE158761.1	EST_HUMAN	IL2-HT0397-071289-024-D04 HT0397 Homo sapiens cDNA
7407	20084	33168	22.12	2.0E-14	BE158761.1	EST_HUMAN	IL2-HT0397-071289-024-D04 HT0397 Homo sapiens cDNA
9817	22468	36671	0.57	2.0E-14	A1978795.1	EST_HUMAN	wr59g10.x1 NCI_CGAP_U01 Homo sapiens cDNA clone IMAGE:2492034 3' similar to contains Alu repetitive element;
10317	22964	36181	0.53	2.0E-14	AV741648.1	EST_HUMAN	AV741648 CB Homo sapiens cDNA clone CBFBBF04 5'

Table 4

Single Exon Probes Expressed in Brain

Probe SEQ ID NO:	Exon SEQ ID NO:	ORF SEQ ID NO:	Expression Signal	Most Similar (Top) Hit BLAST E Value	Top Hit Accession No.	Top Hit Database Source	Top Hit Descriptor
10679	23370	36612	4.88	2.0E-14	AW139800.1	EST_HUMAN	U1-H-B1-adv-a-10-Q-U1.s1 NCI_CGAP_Sub3 Homo sapiens cDNA clone IMAGE:2718234 3'
11691	24190	37507	1.29	2.0E-14	AW083969.1	EST_HUMAN	xc36f02.x1 NCI_CGAP_Co20 Homo sapiens cDNA clone IMAGE:2586363 3' similar to contains MER1.13
12636	26284		2.28	2.0E-14	AF008191.1	NT	MER1 repetitive element ;
1045	13804	26463	1.88	1.0E-14	AL163249.2	NT	Homo sapiens putative G6 protein (GR6) gene, complete cds
1385	14132	26805	6.41	1.0E-14	AL163268.2	NT	Homo sapiens chromosome 21 segment HS21C046
1385	14132	26806	6.41	1.0E-14	AL163268.2	NT	Homo sapiens chromosome 21 segment HS21C068
1994	14730	27452	12.44	1.0E-14	L44140.1	NT	Homo sapiens chromosome X region from filamin (FLN) gene to glucose-6-phosphate dehydrogenase (G6PD) gene, complete cds
2192	14911	27843	4.55	1.0E-14	AL163303.2	NT	Homo sapiens chromosome 21 segment HS21C103
2409	16130	27866	3.56	1.0E-14	AF001689.1	NT	Homo sapiens ribosomal protein L23A (RPL23A) gene, complete cds
2945	16711	28363	1.79	1.0E-14	PO5227	SWISSPROT	HISTIDINE-RICH PROTEIN PRECURSOR (CLONE PPHRP-II)
3165	16928	28576	5.42	1.0E-14	BF335227.1	EST_HUMAN	RC2-CT0432-310700-013-a09_1 CT0432 Homo sapiens cDNA
3165	16928	28577	5.42	1.0E-14	BF335227.1	EST_HUMAN	RC2-CT0432-310700-013-a09_1 CT0432 Homo sapiens cDNA
3866	16616	29255	1.67	1.0E-14	AA682894.1	EST_HUMAN	ae89c12.s1 Strategene schizo brain S11 Homo sapiens cDNA clone IMAGE:971350 3'
4440	17176	29802	1.91	1.0E-14	AW275852.1	EST_HUMAN	xq39h10.x1 NCI_CGAP_Lu28 Homo sapiens cDNA clone IMAGE:2753059 3'
5719	18511	31432	2.42	1.0E-14	AF126145.1	NT	Bos taurus xenobiotic/medium-chain fatty acid:CoA ligase form XL-III mRNA, nuclear mRNA encoding mitochondrial protein, complete cds
6576	25095	32351	11.5	1.0E-14	11437150	NT	Homo sapiens prominin (mouse)-like 1 (PROML1), mRNA
6576	25095	32352	11.5	1.0E-14	11437150	NT	Homo sapiens prominin (mouse)-like 1 (PROML1), mRNA
11818	15928	28576	3.05	1.0E-14	BF335227.1	EST_HUMAN	RC2-CT0432-310700-019-a09_1 CT0432 Homo sapiens cDNA
11818	15928	28577	3.05	1.0E-14	BF335227.1	EST_HUMAN	RC2-CT0432-310700-013-a09_1 CT0432 Homo sapiens cDNA
1570	14317	27002	2.06	9.0E-15	7427522	NT	Homo sapiens protein tyrosine phosphatase, receptor type, T (PTPRT), mRNA
2170	14898		1.43	9.0E-15	AF196779.1	NT	Homo sapiens transcription factor IGHM enhancer 3, JM11 protein, JM4 protein, JM5 protein, T54 protein, JM10 protein, A4 differentiation-dependent protein, triple LIM domain protein 6, and synaptophysin genes, complete cds; and L-type calcium channel a*
7395	20074	33152	4.51	9.0E-15	P21416	SWISSPROT	GAG POLYPROTEIN [CONTAINS: CORE PROTEINS P15, P12, P30, P10]
7915	20610	33740	1.08	9.0E-15	BE903559.1	EST_HUMAN	601677750F1 NIH_MGC_21 Homo sapiens cDNA clone IMAGE:3980166 5'
12718	24991		2.36	9.0E-15	AL163247.2	NT	Homo sapiens chromosome 21 segment HS21C047
2814	13253		0.91	8.0E-16	BE261482.1	EST_HUMAN	601148632F1 NIH_MGC_19 Homo sapiens cDNA clone IMAGE:3164023 5'
7081	19771	32896	1.14	7.0E-15	BF033327.1	EST_HUMAN	601456531F1 NIH_MGC_66 Homo sapiens cDNA clone IMAGE:3892086 5'
10334	22981		3.07	7.0E-15	AW241958.1	EST_HUMAN	xn77402.x1 Soares_NFL_T_GBC_S1 Homo sapiens cDNA clone IMAGE:2700483 3' similar to contains THR.12 THR repetitive element ;
973	13738	26403	8.64	6.0E-15	AJ271736.1	NT	Homo sapiens Xq pseudocentromeric region; segment 2/2

Page 229 of 536  
Table 4

Single Exon Probes Expressed in Brain

Probe SEQ ID NO:	Exon SEQ ID NO:	ORF SEQ ID NO:	Expression Signal	Most Similar (Top) Hit BLAST E Value	Top Hit Accession No.	Top Hit Database Source	Top Hit Descriptor
5829	18618	31549	1.02	6.0E-15	X73462.1	NT	O. arifus mRNA for hair keratin cysteine-rich protein
5829	18618	31550	1.02	6.0E-15	X73462.1	NT	O. arifus mRNA for hair keratin cysteine-rich protein
401	13186	26834	6.63	5.0E-15	AL163206.2	NT	Homo sapiens chromosome 21 segment HS21 C008
2764	15469	28212	1.38	5.0E-15	U91328.1	NT	Human hereditary haemochromatosis region, histone 2A-like protein gene, hereditary haemochromatosis (HLA-H) gene, RctRet gene, and sodium phosphate transporter (NPT3) gene, complete cds
3461	16217		1.03	5.0E-15	AW296897.1	EST_HUMAN	UI-HBW0-ajb-p-10-0-U1.s1 NCI_CGAP_Sub8 Homo sapiens cDNA clone IMAGE:2731219 3'
10574	23269		2.4	5.0E-15	AV730056.1	EST_HUMAN	AV730056 HTF Homo sapiens cDNA clone HTFAVE06 5'
418	12829	25442	2.85	4.0E-15	AL163303.2	NT	Homo sapiens chromosome 21 segment HS21C103
6697	19332	32339	0.76	4.0E-15	AB007970.1	NT	Homo sapiens mRNA, chromosome 1 specific transcript KIAA0501
10994	20392	33505	3.08	4.0E-15	AJ130894.1	NT	Homo sapiens mRNA for transcription factor
10994	20392	33506	3.08	4.0E-15	AJ130894.1	NT	Homo sapiens mRNA for transcription factor
4192	16933		7.06	3.0E-15	N89482.1	EST_HUMAN	LY1142F Human fetal heart, Lambda ZAP Express Homo sapiens cDNA clone LY1142 5' similar to ANFCARDIODILATIN
4872	17699		0.79	3.0E-15	P92485	SWISSPROT	NADH-UBIQUINONE OXIDOREDUCTASE CHAIN 5
6716	19631		1.33	3.0E-15	Q84625	SWISSPROT	GLUTATHIONE PEROXIDASE RY2D1 PRECURSOR (ODORANT-METABOLIZING PROTEIN RY2D1)
7179	19865	32937	2.9	3.0E-15	M27695.1	NT	Mus musculus ultra high sulfur keratin gene, complete cds
7179	19865	32938	2.9	3.0E-15	M27695.1	NT	Mus musculus ultra high sulfur keratin gene, complete cds
9825	22476		2.51	3.0E-15	AA807128.1	EST_HUMAN	cc36807.s1 NCI_CGAP_GCB1 Homo sapiens cDNA clone IMAGE:1351764 3' similar to contains MER19.t1
10694	23385	36625	2.47	3.0E-15	AB026898.1	NT	Homo sapiens DNA, DLEC1 to ORCTL4 gene region, section 1/2 (DLEC1, ORCTL3, ORCTL4 genes, complete cds)
12310	26315		1.81	3.0E-15	AJ271795.1	NT	Homo sapiens Xq pseudautosomal region; segment 1/2
12814	25056		1.35	3.0E-15	AW877214.1	EST_HUMAN	CM4-PT0034-180200-506-e01 PT0034 Homo sapiens cDNA
243	13052	25692	3.6	2.0E-15	AF223391.1	NT	Homo sapiens calcium channel alpha1E subunit (CACNA1E) gene, exons 7-49, and partial cds, alternatively spliced
359	13157	25798	3.99	2.0E-15	AF223391.1	NT	Homo sapiens calcium channel alpha1E subunit (CACNA1E) gene, exons 7-49, and partial cds, alternatively spliced
359	13157	25799	3.99	2.0E-15	AF223391.1	NT	Homo sapiens calcium channel alpha1E subunit (CACNA1E) gene, exons 7-49, and partial cds, alternatively spliced
3500	16256	28910	0.71	2.0E-15	AF223391.1	NT	Homo sapiens calcium channel alpha1E subunit (CACNA1E) gene, exons 7-49, and partial cds, alternatively spliced
3500	16256	28911	0.71	2.0E-15	AF223391.1	NT	Homo sapiens calcium channel alpha1E subunit (CACNA1E) gene, exons 7-49, and partial cds, alternatively spliced

Page 230 of 536  
Table 4

Single Exon Probes Expressed in Brain

Probe SEQ ID NO:	Exon SEQ ID NO:	ORF SEQ ID NO:	Expression Signal	Most Similar (Top) Hit BLAST E Value	Top Hit Accession No.	Top Hit Database Source	Top Hit Descriptor
4049	16784	28423	1.08	2.0E-15	AW238498.1	EST_HUMAN	xp22h01.x1 NCI_CGAP_HIN10 Homo sapiens cDNA clone IMAGE:2741521 3' similar to contains L1.1; L1 repetitive element ;
4680	17315		2.46	2.0E-15	AI806395.1	EST_HUMAN	wf07f06.x1 Soares_NFL_T_GBC_S1 Homo sapiens cDNA clone IMAGE:2349923 3' similar to TR:Q61043 Q61043 NINEIN ;
6089	18867	31833	0.88	2.0E-15	BE562352.1	EST_HUMAN	601344253F1 NIH_MGC_B Homo sapiens cDNA clone IMAGE:3677288 5'
6089	18867	31834	0.88	2.0E-15	BE562362.1	EST_HUMAN	601344253F1 NIH_MGC_B Homo sapiens cDNA clone IMAGE:3677288 5'
7014	18708		1.5	2.0E-15	AJ400877.1	NT	Homo sapiens ASCL3 gene, CEGP1 gene, C11orf14 gene, C11orf15 gene, C11orf16 gene and C11orf17 gene
7171	19857	32828	2.62	2.0E-15	AA704166.1	EST_HUMAN	zj77e03.s1 Soares_fetal_liver_spleen_1NFLS_S1 Homo sapiens cDNA clone IMAGE:460924 3'
7294	19977	33054	5.18	2.0E-15	W09064.1	EST_HUMAN	zj78d10.l1 Soares_fetal_lung_NbHL19W Homo sapiens cDNA clone IMAGE:298675 5' similar to WP:F44F4.8 CE02227 TRANSP05ASE ;
8804	21496	34642	2.86	2.0E-15	D14547.1	NT	Human DNA, SINE repetitive element
8971	21661	34811	1	2.0E-15	AA397768.1	EST_HUMAN	zj77g08.r1 Soares_testis_NHT Homo sapiens cDNA clone IMAGE:728414 5'
8971	21681	34812	1	2.0E-15	AA397768.1	EST_HUMAN	zj77g08.r1 Soares_testis_NHT Homo sapiens cDNA clone IMAGE:728414 5'
9304	21971	35145	1.23	2.0E-15	AW379465.1	EST_HUMAN	CM0-HT0244-201089-078-e12 HT0244 Homo sapiens cDNA
9304	21971	35146	1.23	2.0E-15	AW379465.1	EST_HUMAN	CM0-HT0244-201089-078-e12 HT0244 Homo sapiens cDNA
10742	23429		5.66	2.0E-15	AJ271735.1	NT	Homo sapiens Xq pseudocentromal region; segment 1/2
12451	25338		2.04	2.0E-15	UB2828.1	NT	Homo sapiens ataxia telangiectasia (ATM) gene, completa cds
12653	16256	28910	3.34	2.0E-15	AF223391.1	NT	Homo sapiens calcium channel alpha1E subunit (CACNA1E) gene, exons 7-49, and partial cds, alternatively spliced
12653	16256	28911	3.34	2.0E-15	AF223391.1	NT	Homo sapiens calcium channel alpha1E subunit (CACNA1E) gene, exons 7-49, and partial cds, alternatively spliced
2777	15482		2.39	1.0E-15	AI699984.1	EST_HUMAN	bx28h05.x1 NCI_CGAP_Lu24 Homo sapiens cDNA clone IMAGE:2270745 3' similar to TR:Q13539 Q13539 MARINER TRANSP05ASE ;
3011	15777	28427	1.35	1.0E-15	BE049584.1	EST_HUMAN	hk40e02.y1 NCI_CGAP_Ov34 Homo sapiens cDNA clone IMAGE:2999162 5'
3139	15603	28648	1.28	1.0E-15	P08547	SWISSPROT	LINE-1 REVERSE TRANSCRIPTASE HOMOLOG
5138	17856		0.97	1.0E-15	AW021431.1	EST_HUMAN	df23e06.y1 Marton Fetal Cochlea Homo sapiens cDNA clone IMAGE:2484202 5'
6279	19052	32030	1.74	1.0E-15	T06763.1	EST_HUMAN	ys40e010.s1 Soares_fetal_liver_spleen_1NFLS Homo sapiens cDNA clone IMAGE:120234 3' similar to contains MIER6 repetitive element ;
6909	19647		2.12	1.0E-15	BE074217.1	EST_HUMAN	QV3-BT0568-270100-074-g05 BT0568 Homo sapiens cDNA
8131	20825	33961	0.86	1.0E-15	AL163280.2	NT	Homo sapiens chromosome 21 segment HS21C080
8319	21012	34149	4.56	1.0E-15	AI200976.1	EST_HUMAN	qf68h06.x1 Soares_testis_NHT Homo sapiens cDNA clone IMAGE:1755227 3'
8319	21012	34150	4.56	1.0E-15	AI200976.1	EST_HUMAN	qf68h06.x1 Soares_testis_NHT Homo sapiens cDNA clone IMAGE:1755227 3'
8937	21628	34770	0.67	1.0E-15	AL163207.2	NT	Homo sapiens chromosome 21 segment HS21C007

Page 231 of 536  
Table 4

Single Exon Probes Expressed in Brain

Probe SEQ ID NO:	Exon SEQ ID NO:	ORF SEQ ID NO:	Expression Signal	Most Similar (Top) Hit BLAST E Value	Top Hit Accession No.	Top Hit Database Source	Top Hit Descriptor
8940	21631	34774	1.78	1.0E-15	4507208	NT	Homo sapiens spermidine synthase (SRM) mRNA
9148	21877	35042	0.87	1.0E-15	Q39575	SWISSPROT	DYNEIN GAMMA CHAIN, FLAGELLAR OUTER ARM
9632	22185	35370	0.94	1.0E-15	AA864853.1	EST_HUMAN	ot37c03.s1 NCI_CGAP_Kid6 Homo sapiens cDNA clone IMAGE:1459972 3' similar to contains L1.13 L1 repetitive element:
10720	23409	36651	3.6	1.0E-15	AF044083.1	NT	Homo sapiens major histocompatibility locus class III region
12722	25148	30896	4.72	1.0E-15	A1768944.1	EST_HUMAN	tr31c05.x1 NCI_CGAP_Ov23 Homo sapiens cDNA clone IMAGE:2218912 3' similar to contains Alu repetitive element:
4469	17204	29830	0.98	9.0E-16	4503168	NT	Homo sapiens cut (Drosophila)-like 1 (CCAAT displacement protein) (CUTL1) mRNA
10915	23595	36841	2.04	9.0E-16	F08688.1	EST_HUMAN	HSC23F051 normalized infant brain cDNA Homo sapiens cDNA clone c-23f05
11696	24291	37615	1.46	9.0E-16	A1244341.1	EST_HUMAN	q176a02.x1 NCI_CGAP_Kid3 Homo sapiens cDNA clone IMAGE:1865354 3' similar to contains MIER10.13 MER10 repetitive element:
11696	24291	37616	1.46	9.0E-16	A1244341.1	EST_HUMAN	q176a02.x1 NCI_CGAP_Kid3 Homo sapiens cDNA clone IMAGE:1865354 3' similar to contains MIER10.13 MER10 repetitive element:
5615	18411	31324	0.71	7.0E-16	4885120	NT	Homo sapiens chemokine (C-C motif) receptor 8 (CCR8) mRNA
7241	19928	33001	1.49	7.0E-16	O88807	SWISSPROT	PROTEIN-ARGININE DEIMINASE TYPE IV (PEPTIDYLARGININE DEIMINASE IV) (PAD-R4) (PEPTIDYLARGININE DEIMINASE TYPE ALPHA)
7241	19928	33002	1.49	7.0E-16	O88807	SWISSPROT	PROTEIN-ARGININE DEIMINASE TYPE IV (PEPTIDYLARGININE DEIMINASE IV) (PAD-R4)
12675	26237		1.98	7.0E-16	T94149.1	EST_HUMAN	ye28c12.t1 Stratagene lung (#837210) Homo sapiens cDNA clone IMAGE:119082 5'
2137	14867		8.38	6.0E-16	AW97261.1	EST_HUMAN	EST384702 MAGE re-sequences, MAGL Homo sapiens cDNA
1476	14223	26909	1.08	5.0E-16	A1251154.1	NT	Mus musculus olfactory receptor cluster, OR37A, OR37B, OR37C, OR37E genes and OR37D pseudogene
2687	16398	28134	2.17	5.0E-16	AA992178.1	EST_HUMAN	ot80c04.s1 Soares_total_fetus_Nb2HF8_9w Homo sapiens cDNA clone IMAGE:1623078 3' similar to contains element L1 repetitive element:
9964	22802	35806	0.54	5.0E-16	AL163248.2	NT	Homo sapiens chromosome 21 segment HS21C046
11504	24105	37418	3.6	5.0E-16	BF217368.1	EST_HUMAN	601885734F1 NIH_MGC_57 Homo sapiens cDNA clone IMAGE:4104129 5'
12757	25018		14.19	5.0E-16	11418127	NT	Homo sapiens GTP binding protein 1 (GTPBP1), mRNA
2233	14961		1.81	4.0E-16	AB001523.1	NT	Homo sapiens gene for TIME1 and PWP2, complete and partial cds
2378	15100	27839	1.77	4.0E-16	AW797168.1	EST_HUMAN	QV1-UM0036-200300-115-g02 UM0036 Homo sapiens cDNA
2378	15100	27840	1.77	4.0E-16	AW797168.1	EST_HUMAN	QV1-UM0036-200300-115-g02 UM0036 Homo sapiens cDNA
3460	18206	28856	3.58	4.0E-16	Q16653	SWISSPROT	MYELIN-OLIGODENDROCYTE GLYCOPROTEIN PRECURSOR
4121	18863	29489	5.02	4.0E-16	BE093875.1	EST_HUMAN	PM4-BT0650-010400-002-g09 BT0650 Homo sapiens cDNA
4121	18863	29490	5.02	4.0E-16	BE093875.1	EST_HUMAN	PM4-BT0650-010400-002-g09 BT0650 Homo sapiens cDNA
7612	20278	33386	46.62	4.0E-16	AL163284.2	NT	Homo sapiens chromosome 21 segment HS21C084

Page 232 of 536  
Table 4  
Single Exon Probes Expressed In Brain

Probe SEQ ID NO:	Exon SEQ ID NO:	ORF SEQ ID NO:	Expression Signal	Most Similar (Top) Hit BLAST E Value	Top Hit Accession No.	Top Hit Database Source	Top Hit Descriptor
9195	21866	35029	1.04	4.0E-16	11423191	NT	Homo sapiens hypothetical protein FLJ10024 (FLJ10024), mRNA
1182	23847	37133	1.51	4.0E-16	AV730030.1	EST_HUMAN	AV730030 HTF Homo sapiens cDNA clone HTFAWA03 5'
11851	24435	37778	1.44	4.0E-16	Q62632	SWISSPROT	FOLLISTATIN-RELATED PROTEIN PRECURSOR
12014	24647		2.04	4.0E-16	P08548	SWISSPROT	LINE-1 REVERSE TRANSCRIPTASE HOMOLOG
12109	24605	31087	2.51	4.0E-16	6912459	NT	Homo sapiens Grib2-associated binder 2 (KIAA0571), mRNA
130	12945	25589	2.03	3.0E-16	AW022862.1	EST_HUMAN	af45601.y1 Morton Fetal Cochlea Homo sapiens cDNA clone IMAGE:2486378 5'
130	12945	25560	2.03	3.0E-16	AW022862.1	EST_HUMAN	af45601.y1 Morton Fetal Cochlea Homo sapiens cDNA clone IMAGE:2486378 5'
453	13239		1.5	3.0E-16	AL046445.1	EST_HUMAN	DKFZp434P037.t1 434 (synonym: htes3) Homo sapiens cDNA clone DKFZp434P037 5'
463	13248		1.5	3.0E-16	AF135446.1	NT	Homo sapiens TSX (TSX) pseudogene, exon 5
1435	14182	26867	1.38	3.0E-16	Q28983	SWISSPROT	ZONADHESIN PRECURSOR
2975	15741	28388	3.76	3.0E-16	P03200	SWISSPROT	ENVELOPE GLYCOPROTEIN GP340 (MEMBRANE ANTIGEN) (MA) [CONTAINS: GLYCOPROTEIN GP220]
3913	16663	29304	19.63	3.0E-16	T08169.1	EST_HUMAN	EST06060 Infant Brain, Benito Soares Homo sapiens cDNA clone HIBBA13 5' end
3939	16689		0.95	3.0E-16	U03987.1	NT	Human BXP20 gene
5196	18004		0.99	3.0E-16	AA077225.1	EST_HUMAN	7B10F02 Chromosome 7 Fetal Brain cDNA Library Homo sapiens cDNA clone 7B10F02
6529	18327	31230	1.79	3.0E-16	AF003529.1	NT	Homo sapiens glypican 3 (GPC3) gene, partial cds and flanking repeat regions
8556	21248	34367	4.26	3.0E-16	AI002836.1	EST_HUMAN	am98h05.s1 Stratagene schizo brain S11 Homo sapiens cDNA clone IMAGE:1684185 3' similar to contains THR.b2 THR repetitive element
9790	22441		0.89	3.0E-16	BF690617.1	EST_HUMAN	602246538F1 NIH_MGC_62 Homo sapiens cDNA clone IMAGE:4332032 6'
10019	22667	35893	5.67	3.0E-16	L78810.1	NT	Homo sapiens ADP/ATP carrier protein (ANT-2) gene, complete cds
851	13717		1.2	2.0E-16	AL163278.2	NT	Homo sapiens chromosome 21 segment HS21C079
2385	15106		0.91	2.0E-16	AA621761.1	EST_HUMAN	af06d04.s1 Soares_testis_NHT Homo sapiens cDNA clone IMAGE:1030855 3'
2694	15403		1.06	2.0E-16	J03061.1	NT	Human SSAV-related endogenous retroviral LTR-like element
4157	16897	29526	1.16	2.0E-16	X69211.1	NT	H.sapiens DNA for endogenous retroviral like element
4447	17183	29807	0.96	2.0E-16	AI208733.1	EST_HUMAN	qg56f03.x1 Soares_testis_NHT Homo sapiens cDNA clone IMAGE:1839187 3' similar to contains MER29.13
5104	17822	30439	0.79	2.0E-16	BE081176.1	EST_HUMAN	MER29 repetitive element
6842	19404	32419	0.99	2.0E-16	Q31125	SWISSPROT	RC3-BT0046-131199-003-H12 BT0046 Homo sapiens cDNA HISTIDINE-RICH PROTEIN KE4
7616	20281	33989	0.75	2.0E-16	AI470723.1	EST_HUMAN	ff16et11.x1 NCI_CGAP_Gas4 Homo sapiens cDNA clone IMAGE:2141708 3' similar to contains element MER33 repetitive element
7867	20562	33669	2.14	2.0E-16	AI732837.1	EST_HUMAN	n247f06.x5 NCI_CGAP_Pr12 Homo sapiens cDNA clone IMAGE:1290947 similar to TR:O54849 O54849
8098	20752	33883	0.57	2.0E-16	BE565026.1	EST_HUMAN	HYPOTHETICAL 42.9 KD PROTEIN. [2] TR:O08905 ;contains MER7.t1 MER7 repetitive element ; 7f82h09.x1 NCI_CGAP_Pr28 Homo sapiens cDNA clone IMAGE:3303521 3'

Page 233 of 536  
Table 4

Single Exon Probes Expressed in Brain

Probe SEQ ID NO:	Exon SEQ ID NO:	ORF SEQ ID NO:	Expression Signal	Most Similar (Top) Hit BLAST E Value	Top Hit Accession No.	Top Hit Database Source	Top Hit Descriptor
8058	20752	33884	0.57	2.0E-16	BE858026.1	EST_HUMAN	782h09.x1 NCI_CGAP_P128 Homo sapiens cDNA clone IMAGE:3303521 3'
8425	21118	34256	0.81	2.0E-16	AW877214.1	EST_HUMAN	CM4-PT0034-180200-506-a01 PT0034 Homo sapiens cDNA
8425	21118	34257	0.81	2.0E-16	AW877214.1	EST_HUMAN	CM4-PT0034-180200-506-a01 PT0034 Homo sapiens cDNA
180	12992	25630	1.84	1.0E-16	AF200718.1	NT	Homo sapiens pituitary tumor transforming gene protein (PTTG) gene, complete cds ef39g11.s1 Soares_total_fetus_NbzHF8_9w Homo sapiens cDNA clone IMAGE:1034084 3' similar to contains OFR.12 OFR repetitive element:
373	13198		29.66	1.0E-16	AA628592.1	EST_HUMAN	QV0-BN0148-070700-293-a10 BN0148 Homo sapiens cDNA
1863	14699	27414	2.37	1.0E-16	BF327942.1	EST_HUMAN	Homo sapiens SNCA isoform (SNCA) gene, complete cds, alternatively spliced
5635	18430	31343	0.75	1.0E-16	AF163864.1	NT	Homo sapiens CCR8 chemokine receptor (CMKBR8) gene, complete cds
6341	19111		27.85	1.0E-16	U45983.1	NT	MITOGEN-ACTIVATED PROTEIN KINASE KINASE 10 (MIXED LINEAGE KINASE 2) (PROTEIN KINASE MST)
6479	19246	32246	3.39	1.0E-16	Q02779	SWISSPROT	Homo sapiens CCR8 chemokine receptor (CMKBR8) gene, complete cds
7463	19111		7.15	1.0E-16	U45983.1	NT	QV2-PT0012-040400-124-e06 PT0012 Homo sapiens cDNA
9183	21853	35018	1.07	1.0E-16	AW875651.1	EST_HUMAN	GM1-NN1003-200300-153-e01 NN1003 Homo sapiens cDNA
3722	16476	29112	2.11	9.0E-17	AW600048.1	EST_HUMAN	ig22c11.x1 NCI_CGAP_CLL1 Homo sapiens cDNA clone IMAGE:2109524 3' similar to contains MER28.12
6624	19386		2.2	9.0E-17	A1392964.1	EST_HUMAN	MER28 repetitive element;
8007	20702		4.75	8.0E-17	AW150257.1	EST_HUMAN	xg49g12.x1 NCI_CGAP_U11 Homo sapiens cDNA clone IMAGE:2630850 3' similar to contains OFR.12 OFR repetitive element:
10124	22772		2.47	9.0E-17	AF200718.1	NT	Homo sapiens pituitary tumor transforming gene protein (PTTG) gene, complete cds
897	13757		1.77	8.0E-17	AW880701.1	EST_HUMAN	QV0-OT0032-080300-155-d01 OT0032 Homo sapiens cDNA
3872	16622		0.87	8.0E-17	AL163280.2	NT	Homo sapiens chromosome 21 segment HS21 C080
5486	25069	31193	3.7	8.0E-17	BET72081.1	EST_HUMAN	MR0-HT0559-060300-003-e04 HT0559 Homo sapiens cDNA
7176	19861		1.94	8.0E-17	AV730759.1	EST_HUMAN	AV730759 HTF Homo sapiens cDNA clone HTFAQB07 5'
1441	14188		3.44	7.0E-17	6753097	NT	Mus musculus apolipoprotein B editing complex 2 (ApoBec2), mRNA
6240	18046		3.3	7.0E-17	AF216660.1	NT	Homo sapiens putative MTAP (MTAP) mRNA, partial cds, alternatively spliced
6688	19351	32365	8.05	7.0E-17	AF229843.1	NT	Mus musculus WNT-2 gene, partial cds; putative ankyrin-related protein and cystic fibrosis transmembrane conductance regulator (CFTR) genes, section 1 of 2 of the complete cds; and unknown gene
198	13011	25653	8	6.0E-17	AW983880.1	EST_HUMAN	RC1-HN0003-220300-021-504 HN0003 Homo sapiens cDNA
6221	18995	31971	1.64	6.0E-17	AW662772.1	EST_HUMAN	h181d04.x1 Soares_NFL_T_GBC_S1 Homo sapiens cDNA clone IMAGE:2978695 3' similar to contains L1.12 L1 repetitive element;
10190	22838	36053	0.46	6.0E-17	P20138	SWISSPROT	MYELOID CELL SURFACE ANTIGEN CD33 PRECURSOR (GP67)
412	12823	25436	2.97	5.0E-17	T84110.1	EST_HUMAN	yc05h08.l1 Stratagene lung (#937210) Homo sapiens cDNA clone IMAGE:79839 5'
7486	20158	33250	2.09	5.0E-17	T81043.1	EST_HUMAN	yd26b04.l1 Soares fetal liver spleen 1NFLS Homo sapiens cDNA clone IMAGE:109327 5'

Page 234 of 536  
Table 4

Single Exon Probes Expressed in Brain

Probe SEQ ID NO:	Exon SEQ ID NO:	ORF SEQ ID NO:	Expression Signal	Most Similar (Top) Hit BLAST E Value	Top Hit Accession No.	Top Hit Database Source	Top Hit Descriptor
3626	16379	29020	0.69	4.0E-17	AA643697.1	EST_HUMAN	n196e05.e1 NCI_CGAP_Co10 Homo sapiens cDNA clone IMAGE:1058528 3'
9262	22016	35184	1.07	4.0E-17	AW129165.1	EST_HUMAN	x120e04.x1 NCI_CGAP_K168 Homo sapiens cDNA clone IMAGE:2618622 3' similar to contains Alu repetitive element; contains MER19.b1 MER19 repetitive element ;
11475	24076	37366	2.64	4.0E-17	AL163247.2	NT	Homo sapiens chromosome 21 segment HS21C047
12027	24555		1.75	4.0E-17	A073546.1	EST_HUMAN	Q16530 PMS3 MRNA ; contains MER10.t2 MER10 repetitive element ;
1477	14224		1.14	3.0E-17	D14547.1	NT	Human DNA, SINE repetitive element
2091	14822	27554	1.85	3.0E-17	AW119123.1	EST_HUMAN	xl89c09.x1 Soares_NFL_T_GBC_S1 Homo sapiens cDNA clone IMAGE:2604784 3'
3189	16951		1.18	3.0E-17	P35410	SWISSPROT	MAS-RELATED G PROTEIN-COUPLED RECEPTOR MRG
3633	16386	28026	1.34	3.0E-17	BE328522.1	EST_HUMAN	hw05b04.x1 NCI_CGAP_Lu24 Homo sapiens cDNA clone IMAGE:3181989 3'
3633	16386	29027	1.34	3.0E-17	BE328522.1	EST_HUMAN	hw05b04.x1 NCI_CGAP_Lu24 Homo sapiens cDNA clone IMAGE:3181989 3'
4970	17695		1.89	3.0E-17	BF511266.1	EST_HUMAN	U1-H-B14-adj-c-08-o-U1.s1 NCI_CGAP_Sub88 Homo sapiens cDNA clone IMAGE:3085043 3'
8166	20860	33992	5.16	3.0E-17	N68451.1	EST_HUMAN	z114802.s1 Soares fetal liver spleen 1NFLS Homo sapiens cDNA clone IMAGE:292491 3' similar to contains PTR5.t3 PTR5 repetitive element ;
9601	22254	35439	6.58	3.0E-17	AB029898.1	NT	Homo sapiens DNA, DLEC1 to ORCTL4 gene region, section 1/2 (DLEC1, ORCTL3, ORCTL4 genes, complete cds)
10279	22927	36140	0.64	3.0E-17	BF327012.1	EST_HUMAN	QV3-BN0047-270700-283-a12 BN0047 Homo sapiens cDNA
10279	22927	36141	0.64	3.0E-17	BF327012.1	EST_HUMAN	QV3-BN0047-270700-283-a12 BN0047 Homo sapiens cDNA
11994	24532		3.65	3.0E-17	11417968	NT	Homo sapiens SEC14 (S. cerevisiae)-like 2 (SEC14L2), mRNA
12764	26023		1.44	3.0E-17	AV720204.1	EST_HUMAN	AV720204 GLC Homo sapiens cDNA clone GLCDIF08 5'
343	13144	25782	3	2.0E-17	A1270080.1	EST_HUMAN	q163a06.x1 NCI_CGAP_Eso2 Homo sapiens cDNA clone IMAGE:1959922 3' similar to contains Alu repetitive element;
344	13144	25782	2.17	2.0E-17	A1270080.1	EST_HUMAN	q163a06.x1 NCI_CGAP_Eso2 Homo sapiens cDNA clone IMAGE:1959922 3' similar to contains Alu repetitive element;
987	13733		1.84	2.0E-17	AA722932.1	EST_HUMAN	z981404.s1 Soares_fetal_heart_Nb1H10W Homo sapiens cDNA clone IMAGE:399761 3'
2448	15167	27904	2.21	2.0E-17	Q28993	SWISSPROT	ZONADHESIN PRECURSOR
2448	15167	27906	2.21	2.0E-17	Q28993	SWISSPROT	ZONADHESIN PRECURSOR
2930	15696	28343	6.64	2.0E-17	P12036	SWISSPROT	NEUROFILAMENT TRIPLET H PROTEIN (200 KDA NEUROFILAMENT PROTEIN) (NEUROFILAMENT HEAVY POLYPEPTIDE) (NF-H)
5282	18087	30745	1.88	2.0E-17	M27695.1	NT	Mus musculus ultra high sulfur keratin gene, complete cds
5292	18087	30746	1.88	2.0E-17	M27695.1	NT	Mus musculus ultra high sulfur keratin gene, complete cds
6171	18948		2.04	2.0E-17	AF055066.1	NT	Homo sapiens MHC class 1 region
6398	18167		1.16	2.0E-17	AL134861.1	EST_HUMAN	DKFZp762J0610.t1 762 (synonym: hmel2) Homo sapiens cDNA clone DKFZp762J0610 5'
7892	20677	33802	1.12	2.0E-17	Q95166	SWISSPROT	OLFACTORY RECEPTOR-LIKE PROTEIN OLF3



Page 235 of 536  
Table 4  
Single Exon Probes Expressed in Brain

Probe SEQ ID NO:	Exon SEQ ID NO:	ORF SEQ ID NO:	Expression Signal	Most Similar (Top) Hit BLAST E Value	Top Hit Accession No.	Top Hit Database Source	Top Hit Descriptor
8366	21049	34188	1	2.0E-17	AA300640.1	EST_HUMAN	EST13504 Testis tumor Homo sapiens cDNA 5' end similar to glycoengin
9769	22420	35828	2.81	2.0E-17	BE298888.1	EST_HUMAN	G00944690F1 NIH_MGC_17 Homo sapiens cDNA clone IMAGE:2860616 5'
9804	22455	36657	3.22	2.0E-17	AL163247.2	NT	Homo sapiens chromosome 21 segment HS21C047
9804	22455	36658	3.22	2.0E-17	AL163247.2	NT	Homo sapiens chromosome 21 segment HS21C047
10199	22807	36025	4.82	2.0E-17	D18391.1	NT	Human CYP18 gene for aromatase cytochrome P-450, promoter region (containing two cis-acting transcriptional regulatory elements)
10278	22826	36138	0.73	2.0E-17	P98063	SWISSPROT	BONE MORPHOGENETIC PROTEIN 1 PRECURSOR (BMP-1)
10278	22826	36139	0.73	2.0E-17	P98063	SWISSPROT	BONE MORPHOGENETIC PROTEIN 1 PRECURSOR (BMP-1)
10307	22854	36169	0.49	2.0E-17	A1798902.1	EST_HUMAN	we94b04.x1 Soares_NFL_T_GBC_S1 Homo sapiens cDNA clone IMAGE:2348719 3'
10307	22854	36170	0.49	2.0E-17	A1798902.1	EST_HUMAN	we94b04.x1 Soares_NFL_T_GBC_S1 Homo sapiens cDNA clone IMAGE:2348719 3'
733	13507	26164	3.66	1.0E-17	P08183	SWISSPROT	MULTIDRUG RESISTANCE PROTEIN 1 (P-GLYCOPROTEIN 1)
1703	14446		1.26	1.0E-17	AJ271736.1	NT	Homo sapiens Xq pseudautosomal region; segment 2/2
1761	14503	27204	2.73	1.0E-17	AL163207.2	NT	Homo sapiens chromosome 21 segment HS21C007
2109	14840	27571	2.35	1.0E-17	P02481	SWISSPROT	COLLAGEN ALPHA 1(III) CHAIN PRECURSOR
2335	15059	27796	2.06	1.0E-17	U79410.1	NT	Homo sapiens thrombospondin 2 (THBS2) gene, promoter region and exons 1A and 1B
3554	16309		1.3	1.0E-17	AF224669.1	NT	Homo sapiens mannosidase, beta A, lysosomal (MANBA) gene, and ubiquitin-conjugating enzyme E2D 3 (UBE2D3) genes, complete cds
4116	16858		7.37	1.0E-17	R09942.1	EST_HUMAN	yf30e07.r1 Soares fetal liver spleen 1NFLS Homo sapiens cDNA clone IMAGE:128388 5'
6366	16136		0.69	1.0E-17	AW488488.1	EST_HUMAN	he38e05.x1 NCI_CGAP_CML1 Homo sapiens cDNA clone IMAGE:2921312 3' similar to contains Alu repetitive element; contains LTR8.L1 LTRB repetitive element ;
6555	19320	32327	2.04	1.0E-17	A1185642.1	EST_HUMAN	qe55b05.x1 Soares_fetal_lung_NbHL19W Homo sapiens cDNA clone IMAGE:1743825 3'
6555	19320	32328	2.04	1.0E-17	A1185642.1	EST_HUMAN	qe55b05.x1 Soares_fetal_lung_NbHL19W Homo sapiens cDNA clone IMAGE:1743825 3'
6989	19682	32730	0.93	1.0E-17	Q16831	SWISSPROT	URIDINE PHOSPHORYLASE (UDRPASE)
8490	21182	34324	1.33	1.0E-17	BE062744.1	EST_HUMAN	QV0-BT0263-101289-072-007 BT0263 Homo sapiens cDNA
9907	22558	35751	0.88	1.0E-17	AW956538.1	EST_HUMAN	QV3-BN0048-220300-129-c10 BN0046 Homo sapiens cDNA
11394	24000	37304	2.09	1.0E-17	Q28824	SWISSPROT	MYOSIN LIGHT CHAIN KINASE, SMOOTH MUSCLE (MLCK) [CONTAINS: TELOKIN]
11732	24325	37649	2.47	1.0E-17	AA453647.1	EST_HUMAN	z448705.s1 Soares_testis_NHT Homo sapiens cDNA clone IMAGE:795489 3' similar to TR:G1263081
2474	15182	27632	0.95	9.0E-18	AA174078.1	EST_HUMAN	G1263081 MARINER TRANSPOSASE...
6398	22060		3.31	9.0E-18	A1472187.1	EST_HUMAN	zpt18g12.s1 Stratagene fetal retina 937202 Homo sapiens cDNA clone IMAGE:609862 3'
3768	16518	29156	1.52	8.0E-18		NT	ts66d03.x1 Soares_NSF_F8_9W_OT_PA_P_S1 Homo sapiens cDNA clone IMAGE:2148389 3'
3399	13140	26776	16.92	7.0E-18	AW316976.1	EST_HUMAN	xx10b04.x1 NCI_CGAP_Pant1 Homo sapiens cDNA clone IMAGE:2837071 3' similar to gb:L20868 60S RIBOSOMAL PROTEIN L4 (HUMAN);

Page 236 of 536  
Table 4  
Single Exon Probes Expressed in Brain

Probe SEQ ID NO:	Exon SEQ ID NO:	ORF SEQ ID NO:	Expression Signal	Most Similar (Top) Hit BLAST E Value	Top Hit Accession No.	Top Hit Database Source	Top Hit Descriptor
339	13140	25777	16.92	7.0E-18	AW316976.1	EST_HUMAN	xx10b04.x1 NCI_CGAP_Pan1 Homo sapiens cDNA clone IMAGE:2837071 3' similar to gb:L20868 60S
7943	20024	33100	1.33	7.0E-18	AW867542.1	EST_HUMAN	RIBOSOMAL PROTEIN L4 (HUMAN);
12492	13140	25776	3.41	7.0E-18	AW316976.1	EST_HUMAN	RC3-OT0091-170300-011-403 OT0091 Homo sapiens cDNA
12492	13140	25777	3.41	7.0E-18	AW316976.1	EST_HUMAN	xx10b04.x1 NCI_CGAP_Pan1 Homo sapiens cDNA clone IMAGE:2837071 3' similar to gb:L20868 60S
3289	18050	28688	1	6.0E-18	X71791.2	NT	RIBOSOMAL PROTEIN L4 (HUMAN);
4698	17492		3.02	6.0E-18	P52181	SWISSPROT	RIBOSOMAL PROTEIN L4 (HUMAN);
8148	20842		2.84	6.0E-18	11423155	NT	xx10b04.x1 NCI_CGAP_Pan1 Homo sapiens cDNA clone IMAGE:2837071 3' similar to gb:L20868 60S
8246	20940	34077	0.72	6.0E-18	AL163210.2	NT	RIBOSOMAL PROTEIN L4 (HUMAN);
11078	23749	37024	1.61	6.0E-18	AL163246.2	NT	RIBOSOMAL PROTEIN L4 (HUMAN);
11300	23960	37260	1.74	6.0E-18	X87344.1	NT	RIBOSOMAL PROTEIN L4 (HUMAN);
12241	24692	31076	3.29	6.0E-18	U87929.1	NT	RIBOSOMAL PROTEIN L4 (HUMAN);
1125	13881	26541	21.7	5.0E-16	AI280214.1	EST_HUMAN	PROTEIN-GLUTAMINE GAMMA-GLUTAMYL TRANSFERASE (TISSUE TRANSGLUTAMINASE) (TGASE C) (TGC)
5047	17766	30384	0.98	6.0E-18	D61517.1	EST_HUMAN	Homo sapiens similar to high-mobility group (nonhistone chromosomal) protein 4 (H. sapiens) (LOC63448), mRNA
5191	17939	30622	1.2	5.0E-18	AF087913.1	NT	Homo sapiens chromosome 21 segment HS21C010
8920	21312	34454	6.26	5.0E-18	BE143312.1	EST_HUMAN	Homo sapiens chromosome 21 segment HS21C046
10899	23579	36828	3.47	5.0E-18	10242378	NT	H. sapiens DNA, DMB, HLA-Z1, IPP2, LMP2, TAP1, LMP7, TAP2, DOB, DQB2 and RING8, 9, 13 and 14 genes
10899	23579	36829	3.47	5.0E-18	10242378	NT	H. sapiens DNA, DMB, HLA-Z1, IPP2, LMP2, TAP1, LMP7, TAP2, DOB, DQB2 and RING8, 9, 13 and 14 genes
12368	24770		3.4	5.0E-18	AW667182.1	EST_HUMAN	Human acetylase hydratase (ACO2) gene, exon 4
12995	24978		4.16	5.0E-18	AV650547.1	EST_HUMAN	qrm65g11.x1 Soares_Placeba_8to9weeks_ZNhhP8to9W Homo sapiens cDNA clone IMAGE:1693668 3' similar to contains Alu repetitive element;
121	12939	25580	1.37	4.0E-18	BE044076.1	EST_HUMAN	HUM411F05B Clontech human fetal brain polyA+ mRNA (#6535) Homo sapiens cDNA clone GEN-411F05
121	12939	25581	1.37	4.0E-18	BE044076.1	EST_HUMAN	Human endogenous retrovirus HERV-P-T47D
1711	14454	27153	1.19	4.0E-18	AA621814.1	EST_HUMAN	MIR0-HT0161-221098-002-c06 HT0161 Homo sapiens cDNA
1882	14619		1.12	4.0E-18	AI738592.1	EST_HUMAN	Homo sapiens lymphocyte activation-associated protein (LOC51089), mRNA
							Homo sapiens lymphocyte activation-associated protein (LOC51089), mRNA
							MR1-SN0035-060400-001-g11 SN0035 Homo sapiens cDNA
							AV650547 GLC Homo sapiens cDNA clone GLCCGA02 3'
							h036h04.x1 NCI_CGAP_U11 Homo sapiens cDNA clone IMAGE:3039511 3' similar to contains MER29.b3
							MER29 repetitive element;
							h036h04.x1 NCI_CGAP_U11 Homo sapiens cDNA clone IMAGE:3039511 3' similar to contains MER29.b3
							MER29 repetitive element;
							mq24f11.s1 NCI_CGAP_Co10 Homo sapiens cDNA clone IMAGE:1144845 3' similar to gb:M26326
							KERATIN, TYPE I CYTOSKELETAL 18 (HUMAN);
							hw33h08.x1 NCI_CGAP_Co16 Homo sapiens cDNA clone IMAGE:2392065 3'

Page 237 of 536  
Table 4

Single Exon Probes Expressed in Brain

Probe SEQ ID NO:	Exon SEQ ID NO:	ORF SEQ ID NO:	Expression Signal	Most Similar (Top) Hit BLAST E Value	Top Hit Accession No.	Top Hit Database Source	Top Hit Descriptor
2198	14927	27662	1.33	4.0E-18	Q06430	SWISSPROT	N-ACETYLLACTOSAMINIDE BETA-1,6-N-ACETYLGUCOSAMINYLTRANSFERASE (N-ACETYLGUCOSAMINYLTRANSFERASE) (L-BRANCHING ENZYME) (IGNT)
2198	14927	27663	1.33	4.0E-18	Q06430	SWISSPROT	N-ACETYLLACTOSAMINIDE BETA-1,6-N-ACETYLGUCOSAMINYLTRANSFERASE (N-ACETYLGUCOSAMINYLTRANSFERASE) (L-BRANCHING ENZYME) (IGNT)
3772	16524	29162	0.68	4.0E-18	A1581586.1	EST_HUMAN	ar83a06.x1 Barslead colon HPLRB7 Homo sapiens cDNA clone IMAGE:2173139 3' similar to contains Alu repetitive element;
5279	18084	30740	2.24	4.0E-18	A1017565.1	EST_HUMAN	cu23e08.x1 Soares_NFL_T_GBC_S1 Homo sapiens cDNA clone IMAGE:1627138 3'
5279	18084	30741	2.24	4.0E-18	A1017565.1	EST_HUMAN	cu23e06.x1 Soares_NFL_T_GBC_S1 Homo sapiens cDNA clone IMAGE:1627138 3'
7745	20441		0.63	4.0E-18	AA746811.1	EST_HUMAN	rx64a08.s1 NCI_CGAP_A1v1 Homo sapiens cDNA clone IMAGE:1266998 similar to contains L1.L2 L1 repetitive element;
10927	23607	36958	8.76	4.0E-18	AA371807.1	EST_HUMAN	EST183633 Pituitary gland, subtracted (prolactin/growth hormone) II Homo sapiens cDNA 5' end similar to EST containing O family repeat
829	13699	26270	1.68	3.0E-18	AA814196.1	EST_HUMAN	cb23h11.s1 NCI_CGAP_Kid5 Homo sapiens cDNA clone IMAGE:1324581 3' similar to SW:RS5_HUMAN
909	13678	26340	3.47	3.0E-18	BE088634.1	EST_HUMAN	P46782 40S RIBOSOMAL PROTEIN S5 ;
3831	16681	28322	1.47	3.0E-18	AL163247.2	NT	CM0-BT0690-210300-288-g07 BT0690 Homo sapiens cDNA
6730	16564	32598	5.64	3.0E-18	BE00167.1	EST_HUMAN	Homo sapiens chromosome 21 segment HS21C047
10844	23528	36768	1.61	3.0E-18	BF218650.1	EST_HUMAN	PM0-SIN0081-100300-001-b08 BND081 Homo sapiens cDNA
12497	24852		6.14	3.0E-18	AW022015.1	EST_HUMAN	601894856F1 NIH_MGC 57 Homo sapiens cDNA clone IMAGE:4103652 5'
244	13053	26933	4.42	2.0E-18	AW836320.1	EST_HUMAN	cf31h12.y1 Morton Fetal Cochlea Homo sapiens cDNA clone IMAGE:2485126 5'
1130	13886		62.93	2.0E-18	BE256097.1	EST_HUMAN	QV1-LT0036-150200-070-e07 LT0036 Homo sapiens cDNA
5328	18129		3.19	2.0E-18	AA868610.1	EST_HUMAN	601114352F1 NIH_MGC 18 Homo sapiens cDNA clone IMAGE:3356044 6'
5419	18218	30927	3.68	2.0E-18	D14547.1	NT	ak53a07.s1 Soares_lesitis_NHT Homo sapiens cDNA clone IMAGE:1409652 3' similar to TR:O14577
5788	18579	30928	3.68	2.0E-18	D14547.1	NT	O14577 BAC CLONE RG114A06 FROM TQ31, COMPLETE SEQUENCE. ;
6073	18852	31817	0.77	2.0E-18	X60459.1	NT	Human DNA, SINE repetitive element
6073	18852	31818	0.77	2.0E-18	X60459.1	NT	Human DNA, SINE repetitive element
6185	18962	31935	1.04	2.0E-18	BF352840.1	EST_HUMAN	60202194F1 NCI_CGAP_Bim67 Homo sapiens cDNA clone IMAGE:4156670 5'
6226	19000	31977	5.18	2.0E-18	AW665853.1	EST_HUMAN	Human IFNAR gene for interferon alpha/beta receptor
7336	20018	33096	0.81	2.0E-18	AA457619.1	EST_HUMAN	Human IFNAR gene for interferon alpha/beta receptor
8047	20741	33873	0.47	2.0E-18	BE439524.1	EST_HUMAN	IL3-HIT0619-220700-222-C12 HIT0619 Homo sapiens cDNA
							h19ag01.x1 Soares_NFL_T_GBC_S1 Homo sapiens cDNA clone IMAGE:2878984 3' similar to contains MER19.L2 MER19 repetitive element;
							aa89d11.r1 Stratagene fetal retina 937202 Homo sapiens cDNA clone IMAGE:838485 5' similar to TR:G61634 G61634 POLYPEPTIDE PR77 ;
							HTM1-160F1 HTM1 Homo sapiens cDNA

Page 238 of 536  
Table 4

Single Exon Probes Expressed In Brain

Probe SEQ ID NO:	Exon SEQ ID NO:	ORF SEQ ID NO:	Expression Signal	Most Similar (Top) Hit BLAST E Value	Top Hit Accession No.	Top Hit Database Source	Top Hit Descriptor
9947	22595	35798	1.66	2.0E-18	AW151673.1	EST_HUMAN	x87e10.x1 NCI_CGAP_Gas4 Homo sapiens cDNA clone IMAGE:2623146 3' similar to contains MER10.12 MER10 repetitive element;
9947	22595	35799	1.66	2.0E-18	AW151673.1	EST_HUMAN	x87e10.x1 NCI_CGAP_Gas4 Homo sapiens cDNA clone IMAGE:2623146 3' similar to contains MER10.12 MER10 repetitive element;
10894	23574	36824	2	2.0E-18	AW470791.1	EST_HUMAN	ha33406.x1 NCI_CGAP_Kid12 Homo sapiens cDNA clone IMAGE:2875489 3' similar to contains THR.b3 THR repetitive element;
11796	24329	37653	3.91	2.0E-18	AW151289.1	EST_HUMAN	x947e09.x1 NCI_CGAP_Ut1 Homo sapiens cDNA clone IMAGE:2630728 3' similar to contains MER8.b2 MER8 repetitive element;
12174	13886		1.45	2.0E-18	BE256087.1	EST_HUMAN	601114352F1 NIH_MGC_16 Homo sapiens cDNA clone IMAGE:3355044 5' ye49g05.r1 Soares fetal liver spleen 1NFLS Homo sapiens cDNA clone IMAGE:120538 5' similar to contains L1 repetitive element;
4382	17119		1.02	1.0E-18	T95406.1	EST_HUMAN	AV653405 GLC Homo sapiens cDNA clone GLCDKE11 3'
6271	18077	30707	3.63	1.0E-18	AV653405.1	EST_HUMAN	Homo sapiens mRNA for Na,K-ATPase alpha-subunit, complete cds
5489	18282	31180	2.94	1.0E-18	D00099.1	NT	Homo sapiens mRNA for Na,K-ATPase alpha-subunit, complete cds
5489	18282	31181	2.94	1.0E-18	D00099.1	NT	Homo sapiens mRNA for Na,K-ATPase alpha-subunit, complete cds
6363	19133	32128	1.53	1.0E-18	AL163280.2	NT	Homo sapiens chromosome 21 segment HS21C080 c269409.x1 Soares_senescent_fibroblasts_NbHSF Homo sapiens cDNA clone IMAGE:1680593 3' similar to contains L1.t1 L1 repetitive element;
8341	21034	34171	1.43	1.0E-18	A1148288.1	EST_HUMAN	Human hereditary haemochromatosis region, histone 2A-like protein gene, hereditary haemochromatosis (H-LA-H) gene, RoRet gene, and sodium phosphate transporter (NPT3) gene, complete cds
9789	22450	36653	4.22	1.0E-18	U91328.1	NT	Homo sapiens glycican 3 (GPC3) gene, partial cds and flanking repeat regions
12130	24621	31092	4.23	1.0E-18	AF003629.1	NT	z11d06.r1 NCI_CGAP_GCB1 Homo sapiens cDNA clone IMAGE:712811 5' similar to contains MER19.12 MER19 repetitive element;
592	13316	25952	5.34	9.0E-19	AA281961.1	EST_HUMAN	z11d06.r1 NCI_CGAP_GCB1 Homo sapiens cDNA clone IMAGE:712811 5' similar to contains MER19.12 MER19 repetitive element;
593	13316	25952	3.24	9.0E-19	AA281961.1	EST_HUMAN	HSC23F051 normalized infant brain cDNA Homo sapiens cDNA clone c-23f05
7747	20443		4.47	9.0E-19	F08688.1	EST_HUMAN	Homo sapiens chromosome 21 segment HS21C003
8588	21280	34419	2.54	9.0E-19	AL163203.2	NT	Homo sapiens chromosome 21 segment HS21C003
8588	21280	34420	2.54	9.0E-19	AL163203.2	NT	Homo sapiens mRNA for KIAA1143 protein, partial cds
11072	23742	37016	4.82	9.0E-19	AB032969.1	NT	z11d06.r1 NCI_CGAP_GCB1 Homo sapiens cDNA clone IMAGE:712811 5' similar to contains MER19.12 MER19 repetitive element;
11901	19316	25952	1.88	9.0E-19	AA281961.1	EST_HUMAN	EST387007 IMAGE resequences, MAGN Homo sapiens cDNA
1026	13786		1.25	8.0E-19	AW974902.1	EST_HUMAN	LINE-1 REVERSE TRANSCRIPTASE HOMOLOG
4372	17110		1.04	8.0E-19	P08548	SWISSPROT	MIR0-HT0404-210200-001-g08 HT0404 Homo sapiens cDNA
8048	20742	33874	0.92	8.0E-19	BE158936.1	EST_HUMAN	

Page 239 of 536  
Table 4  
Single Exon Probes Expressed In Brain

Probe SEQ ID NO:	Exon SEQ ID NO:	ORF SEQ ID NO:	Expression Signal	Most Similar (Top) Hit BLAST E Value	Top Hit Accession No.	Top Hit Database Source	Top Hit Descriptor
2242	14970	27708	1.51	7.0E-19	4758139	NT	Homo sapiens DEAD/H (Asp-Glu-Ala-Asp/His) box polypeptide 6 (RNA helicase, 54kD) (DDX6) mRNA
6384	19134	32129	2.34	7.0E-19	AF092090.1	NT	Rattus norvegicus cp151 mRNA, partial cds
7189	19885	32969	0.9	7.0E-19	P26444	SWISSPROT	BETA CRYSTALLIN A2
9911	23560	35758	0.51	7.0E-19	AI844851.1	EST_HUMAN	ib01c08.x1 NCL_CGAP_Lu26 Homo sapiens cDNA clone IMAGE:2052302 3'
12036	25397		2.05	7.0E-19	AA705684.1	EST_HUMAN	z160b01.s1 Soares_fetal_liver_spleen_1NFLS_S1 Homo sapiens cDNA clone IMAGE:435145 3'
3761	16613		1.34	6.0E-19	AW952930.1	EST_HUMAN	PM0-CT0248-131099-001-g01 CT0248 Homo sapiens cDNA
4430	17168	29795	1.36	6.0E-19	P34986	SWISSPROT	OLFACTORY RECEPTOR 6 (M50)
4430	17166	29796	1.36	6.0E-19	P34986	SWISSPROT	OLFACTORY RECEPTOR 6 (M50)
4747	17478		1.3	6.0E-19	AJ271735.1	NT	Homo sapiens Xq pseudautosomal region; segment 1/2
4987	17692	30301	1.04	6.0E-19	AL120817.1	EST_HUMAN	DKFZp762F192_r1_762 (synonym: hme12) Homo sapiens cDNA clone DKFZp762F192 5'
5767	18558	31485	5.36	5.0E-19	Q00193	SWISSPROT	ZONA PELLUCIDA SPERM-BINDING PROTEIN B PRECURSOR (ZONA PELLUCIDA GLYCOPROTEIN ZP-X) (RC95)
10324	22971	36191	1.03	5.0E-19	AJ297699.1	NT	Homo sapiens partial IL-12RB1 gene for IL-12 receptor beta1 chain, exon 14
11525	24125	37431	7.45	5.0E-19	AW183725.1	EST_HUMAN	X87b02.x1 Soares_NFL_T_GBC_S1 Homo sapiens cDNA clone IMAGE:2884171 3' similar to contains element MSR1 repetitive element;
541	13324	26956	1.66	4.0E-19	AB007970.1	NT	Homo sapiens mRNA, chromosome 1 specific transcript KIAA0501
2699	15398	28136	1.02	4.0E-19	BF697362.1	EST_HUMAN	802130910F1 NIH_MGC_58 Homo sapiens cDNA clone IMAGE:4287674 5'
5311	18115	30773	0.97	4.0E-19	AF224669.1	NT	Homo sapiens mannosidase, beta A, lysosomal (MANBA) gene, and ubiquitin-conjugating enzyme E2D 3 (UBE2D3) genes, complete cds
3833	16584	29219	1.04	3.0E-19	Q28997	SWISSPROT	BETA-2 ADRENERGIC RECEPTOR
3833	16584	29220	1.04	3.0E-19	Q28997	SWISSPROT	BETA-2 ADRENERGIC RECEPTOR
4263	16994	29622	0.99	3.0E-19	O43900	SWISSPROT	LIM-ONLY PROTEIN 6 (TRIPLE LIM DOMAIN PROTEIN 6)
4263	16994	29623	0.99	3.0E-19	O43900	SWISSPROT	LIM-ONLY PROTEIN 6 (TRIPLE LIM DOMAIN PROTEIN 6)
4413	17150	29777	1.12	3.0E-19	AV708136.1	EST_HUMAN	AV708136 ADC Homo sapiens cDNA clone ADCAMA11 5'
5198	18006		0.64	3.0E-19	AF223467.1	NT	Homo sapiens NPD008 protein (NPD008) mRNA, complete cds
7293	19966		2.79	3.0E-19	11432214	NT	Homo sapiens similar to aldo-keob reductase family 1, member B11 (aldo reductase-like) (H. sapiens) (LOC63222), mRNA
8359	20430	33548	1.15	3.0E-19	X69885.1	NT	M.musculus mRNA for TPCR33 protein
12264	24709		23.34	3.0E-19	AF166620.1	NT	Homo sapiens phorbol-in protein (PBI) mRNA, complete cds
2585	15279	28017	21.33	2.0E-19	AL163201.2	NT	Homo sapiens chromosome 21 segment HS21C001
4411	17148		1.03	2.0E-19	AI311783.1	EST_HUMAN	q991602.x1 NCL_CGAP_Kid5 Homo sapiens cDNA clone IMAGE:1915898 3' similar to TR:Q69386 Q69386 POL/ENV GENE;
5863	18745	31706	0.57	2.0E-19	AV731382.1	EST_HUMAN	AV731382 HTF Homo sapiens cDNA clone HTFAZC06 5'

Page 240 of 536  
Table 4

Single Exon Probes Expressed in Brain

Probe SEQ ID NO:	Exon SEQ ID NO:	ORF SEQ ID NO:	Expression Signal	Most Similar (Top) Hit BLAST E Value	Top Hit Accession No.	Top Hit Database Source	Top Hit Descriptor
7238	18923	32898	0.93	2.0E-19	7657286	NT	Mus musculus keratin-associated protein 9-1 (Krtap9-1), mRNA
8228	20922	34081	8.08	2.0E-19	AA012854.1	EST_HUMAN	z634c09.t1 Soares retina N2b-4HR Homo sapiens cDNA clone IMAGE:360880 5'
9809	22460	35936	0.68	2.0E-19	Q95155	SWISSPROT	OLFACTORY RECEPTOR-LIKE PROTEIN OLF2
11829	24413	37760	1.33	2.0E-19	BF330867.1	EST_HUMAN	RC3-BT0333-250800-114-f04 BT0333 Homo sapiens cDNA
11829	24413	37751	1.33	2.0E-19	BF330867.1	EST_HUMAN	RC3-BT0333-250800-114-f04 BT0333 Homo sapiens cDNA
489	13255		1.87	1.0E-19	BE408611.1	EST_HUMAN	601304125F1 NIH_MGC_21 Homo sapiens cDNA clone IMAGE:3638310 5'
2161	14891	27626	1.58	1.0E-19	H30795.1	EST_HUMAN	y679g07.t1 Soares adult brain N2b-4HB65Y Homo sapiens cDNA clone IMAGE:184188 5' similar to contains MER10 repetitive element;
2723	15430		2.37	1.0E-19	D38044.1	NT	Human gene for Ah-receptor, exon 7-9
2851	15619		4.95	1.0E-19	4758977	NT	Homo sapiens protein tyrosine phosphatase, non-receptor type substrate 1 (PTPNS1) mRNA
3396	16154	28806	1.2	1.0E-19	AA634967.1	EST_HUMAN	aj49b12.a1 Soares testis NHT Homo sapiens cDNA clone IMAGE:1393631 3' similar to contains MER37.12
5983	18764	31728	2.98	1.0E-19	U12186.1	NT	MER37 repetitive element;
6114	25419		0.83	1.0E-19	AA595527.1	EST_HUMAN	Oryctolagus cuniculus sodium/dicarboxylate cotransporter mRNA, partial cds
7528	20189	33293	0.86	1.0E-19	U08813.1	NT	repetitive element;
7528	20189	33294	0.86	1.0E-19	U08813.1	NT	Oryctolagus cuniculus Na+/glucose cotransporter-related protein mRNA, complete cds
7695	25118		0.93	1.0E-19	AF200719.1	NT	Oryctolagus cuniculus Na+/glucose cotransporter-related protein mRNA, complete cds
8349	21042	34179	1.75	1.0E-19	MG64657.1	NT	Homo sapiens pituitary tumor transforming gene protein (PTTG) gene, complete cds
8640	21332		2.64	1.0E-19	T89920.1	EST_HUMAN	Rabbit phosphotyrase kinase beta subunit mRNA, complete cds
9649	22301		0.46	1.0E-19	U60822.1	NT	y672b02.t1 Soares fetal liver spleen 1NFLS Homo sapiens cDNA clone IMAGE:123243 5' similar to contains OFR repetitive element;
10087	22735	35950	23.03	1.0E-19	AW812259.1	EST_HUMAN	Human dystrophin (DMD) gene, exons 7, 8 and 9, and partial cds
10097	22745	35950	1.46	1.0E-19	IN44631.1	EST_HUMAN	RC0-ST0174-191099-031-605 ST0174 Homo sapiens cDNA
11760	24351	37683	1.55	1.0E-19	U63163.1	NT	y671609.t1 Soares melanocyte 2NbhM Homo sapiens cDNA clone IMAGE:272872 5'
6549	19314	32319	2.66	8.0E-20	7657286	NT	Homo sapiens IMAGE-B2 (MAGE-B2), MAGE-B3 (MAGE-B3), MAGE-B4 (MAGE-B4), and MAGE-B1 (MAGE-B1) genes, complete cds
6549	19314	32320	2.58	8.0E-20	7657286	NT	Mus musculus keratin-associated protein 9-1 (Krtap9-1), mRNA
7418	20095	33180	1.34	8.0E-20	A1221371.1	EST_HUMAN	Mus musculus keratin-associated protein 9-1 (Krtap9-1), mRNA
7418	20095	33181	1.34	8.0E-20	A1221371.1	EST_HUMAN	ig966f09.x1 Soares NFL_T_GBC_S1 Homo sapiens cDNA clone IMAGE:1842089 3'
3270	16031	28892	1.41	7.0E-20	BF329455.1	EST_HUMAN	ig966f09.x1 Soares NFL_T_GBC_S1 Homo sapiens cDNA clone IMAGE:1842089 3'
6896	17972	30529	6.29	7.0E-20	AL139120.1	EST_HUMAN	PM4-AN0096-050900-003-a04 AN0096 Homo sapiens cDNA
8394	21087	34222	12.48	7.0E-20	AA557657.1	EST_HUMAN	DKFZp547D092_j1 547 (synonym: h1br1) Homo sapiens cDNA clone DKFZp547D092 5'
							nl48c04.s1 NCL_CGAP_P4 Homo sapiens cDNA clone IMAGE:1043718 similar to contains MER28.b2
							MER29 repetitive element;

Page 241 of 536  
Table 4

Single Exon Probes Expressed in Brain

Probe SEQ ID NO:	Exon SEQ ID NO:	ORF SEQ ID NO:	Expression Signal	Most Similar (Top) Hit BLAST E Value	Top Hit Accession No.	Top Hit Database Source	Top Hit Descriptor
8394	21087	34223	12.48	7.0E-20	AA557657.1	EST_HUMAN	n146c04.s1 NCI_CGAP_P14 Homo sapiens cDNA clone IMAGE:1043718 similar to contains MER28.b2
11714	24308		1.95	7.0E-20	6912633	NT	MER29 repetitive element ; Homo sapiens ribosomal protein L13a (RPL13A), mRNA
3543	16298	28949	3.52	6.0E-20	P39188	SWISSPROT	ALU SUBFAMILY J SEQUENCE CONTAMINATION WARNING ENTRY
4239	16980	29605	3.33	6.0E-20	BE62434.1	EST_HUMAN	601441231F1 NIH_MGC_72 Homo sapiens cDNA clone IMAGE:3916231 5'
4556	17291		1.18	5.0E-20	AV725123.1	EST_HUMAN	AV725123 HTC Homo sapiens cDNA clone HTC8TA01 5'
7015	19707	32763	1.07	5.0E-20	AF075301.1	EST_HUMAN	AF075301 Human fetal liver cDNA library Homo sapiens cDNA clone HA0260
7848	20541	33688	5.28	5.0E-20	W90525.1	EST_HUMAN	z178d08.s1 Soares_fetal_liver_spleen_1NFLS_S1 Homo sapiens cDNA clone IMAGE:418191 3' similar to contains MER30.t1 MER30 repetitive element ;
7848	20541	33689	5.28	5.0E-20	W90525.1	EST_HUMAN	z178d08.s1 Soares_fetal_liver_spleen_1NFLS_S1 Homo sapiens cDNA clone IMAGE:418191 3' similar to contains MER30.t1 MER30 repetitive element ;
8002	20697	33825	0.7	5.0E-20	BE165980.1	EST_HUMAN	MR3-HT0487-150200-113-q01 HT0487 Homo sapiens cDNA
8734	21426	34572	2.54	5.0E-20	AB028174.1	NT	Mus musculus MIMAN-g mRNA, complete cds
8734	21426	34573	2.54	5.0E-20	AB028174.1	NT	Mus musculus MIMAN-g mRNA, complete cds
9345	20416		0.94	5.0E-20	O60809	SWISSPROT	HYPOTHETICAL PROTEIN DJ845O24.1
1616	14363	27054	1.34	4.0E-20	AL163247.2	NT	Homo sapiens chromosome 21 segment HS21C047
5562	18359		0.8	4.0E-20	Q99880	SWISSPROT	HISTONE H2B C (H2B/C)
7826	20521		5.15	4.0E-20	AB74352.1	EST_HUMAN	z64g03.x1 NCI_CGAP_Cv35 Homo sapiens cDNA clone IMAGE:2263396 3'
10396	23042	36269	1.33	4.0E-20	AW937469.1	EST_HUMAN	QV3-DT0049-090200-080-c04 DT0043 Homo sapiens cDNA
2196	14865	27695	1.02	3.0E-20	U03888.1	NT	Human BXP21 gene
4185	16926	29557	1.29	3.0E-20	P23273	SWISSPROT	OLFACTORY RECEPTOR-LIKE PROTEIN I14
4582	17317	29944	1.05	3.0E-20	AA037616.1	EST_HUMAN	z336b12.s1 Soares_pregnant_uterus_NbHPU Homo sapiens cDNA clone IMAGE:484895 3' similar to contains L1.f3 L1 repetitive element ;
8833	21525		2.95	3.0E-20	D14547.1	NT	Human DNA, SINE repetitive element
10219	22867	36078	0.63	3.0E-20	BF185284.1	EST_HUMAN	601843661F1 NIH_MGC_54 Homo sapiens cDNA clone IMAGE:4064343 5'
10561	23257		1.87	3.0E-20	P11369	SWISSPROT	RETROVIRUS-RELATED POLYPROTEIN [CONTAINS: REVERSE TRANSCRIPTASE ; ENDONUCLEASE]
11496	24097	37408	1.5	3.0E-20	A1284244.1	EST_HUMAN	q70d02.x1 NCI_CGAP_Kid3 Homo sapiens cDNA clone IMAGE:1864803 3' similar to contains Alu repetitive element ;
11496	24097	37409	1.5	3.0E-20	A1284244.1	EST_HUMAN	q70d02.x1 NCI_CGAP_Kid3 Homo sapiens cDNA clone IMAGE:1864803 3' similar to contains Alu repetitive element ;
12051	24569	31118	2.65	3.0E-20	BE988422.1	EST_HUMAN	601514180F1 NIH_MGC_71 Homo sapiens cDNA clone IMAGE:3915522 5'
811	13582		3.12	2.0E-20	AW303988.1	EST_HUMAN	x24e10.x1 NCI_CGAP_U14 Homo sapiens cDNA clone IMAGE:2761098 3' similar to SW_RS5_MOUSE P97461 40S RIBOSOMAL PROTEIN S5 ;

Table 4

Single Exon Probes Expressed in Brain

Probe SEQ ID NO:	Exon SEQ ID NO:	ORF SEQ ID NO:	Expression Signal	Most Similar (Top) Hit BLAST E Value	Top Hit Accession No.	Top Hit Database Source	Top Hit Descriptor
1089	13847	26505	3.37	2.0E-20	AA516335.1	EST_HUMAN	ng69h09.s1 NCI_CGAP_Lip2 Homo sapiens cDNA clone IMAGE:940097 similar to TR:G1224066 G1224066 ORF2: FUNCTION UNKNOWN.;
1089	13847	26506	3.37	2.0E-20	AA516335.1	EST_HUMAN	ng69h09.s1 NCI_CGAP_Lip2 Homo sapiens cDNA clone IMAGE:940097 similar to TR:G1224066 G1224066 ORF2: FUNCTION UNKNOWN.;
2820	13682		2.38	2.0E-20	AW303968.1	EST_HUMAN	xr24e10.x1 NCI_CGAP_U14 Homo sapiens cDNA clone IMAGE:2761098 3' similar to SW:RS6_MOUSE P97461.40S RIBOSOMAL PROTEIN S6.;
4893	17620	30238	4.97	2.0E-20	Q28983	SWISSPROT	ZONADHESIN PRECURSOR
4893	17620	30239	4.97	2.0E-20	Q28983	SWISSPROT	ZONADHESIN PRECURSOR
5057	17786		5.98	2.0E-20	5174538	NT	Homo sapiens malate dehydrogenase 1, NAD (soluble) (MDH1) mRNA
8017	20712	33843	0.81	2.0E-20	AA309457.1	EST_HUMAN	EST180326 Liver III Homo sapiens cDNA 5' and
9089	21778	34942	8.6	2.0E-20	D10083.1	NT	Homo sapiens RGH1 gene, retrovirus-like element
9089	21778	34943	8.6	2.0E-20	D10083.1	NT	Homo sapiens RGH1 gene, retrovirus-like element
12426	26141	30895	2.03	2.0E-20	H65371.1	EST_HUMAN	CHR220310 Chromosome 22 exon Homo sapiens cDNA clone C22_391 5'
12815	25057		1.39	2.0E-20	11437152	NT	Homo sapiens heparin-binding growth factor binding protein (HBP17), mRNA
2007	15525	27488	3.71	1.0E-20	AA281961.1	EST_HUMAN	z111d06.r1 NCI_CGAP_GCB1 Homo sapiens cDNA clone IMAGE:712811 5' similar to contains MIER19.12 MER19 repetitive element.;
4406	17143	29772	1	1.0E-20	BF115158.1	EST_HUMAN	hr84b06.x1 NCI_CGAP_Kid11 Homo sapiens cDNA clone IMAGE:3135155 3' similar to contains L.1.12 L.1 repetitive element.;
6794	19538	32568	0.75	1.0E-20	AF049567.1	EST_HUMAN	AF049567 Human activated dendritic cell mRNA Homo sapiens cDNA clone GA05
9061	21750	34809	2.04	1.0E-20	11418491	NT	Homo sapiens Autosomal Highly Conserved Protein (A-HCP), mRNA
11541	24141	37450	2.62	1.0E-20	AF223391.1	NT	Homo sapiens calcium channel alpha1E subunit (CACNA1E) gene, exons 7-49, and partial cds, alternatively spliced
12171	24651		1.73	1.0E-20	AA420453.1	EST_HUMAN	nc60g08.r1 NCI_CGAP_Pt1 Homo sapiens cDNA clone IMAGE:745694 similar to contains L.1.13 L.1 repetitive element.;
2913	15679		0.98	9.0E-21	AJ003514.1	EST_HUMAN	AJ003514 Selected chromosome 21 cDNA library Homo sapiens cDNA clone MIP112-8J21
11904	24469		2.52	9.0E-21	AW998189.1	EST_HUMAN	RC3-NIN0068-090500-021-b03 NIN0068 Homo sapiens cDNA
8711	21403		2.15	8.0E-21	AW674891.1	EST_HUMAN	bb30a02.Y1 NIH_MGC_10 Homo sapiens cDNA clone IMAGE:2994714 5' similar to SW:NIAM_HUMAN
11526	24126	37432	3.52	8.0E-21	AA809411.1	EST_HUMAN	O85169 NADH-LIBUQUINONE OXIDOREDUCTASE ASH1 SUBUNIT PRECURSOR.;
12084	24679		4.49	8.0E-21	O21930	SWISSPROT	cb71f06.s1 NCI_CGAP_GCB1 Homo sapiens cDNA clone IMAGE:1336835 3'
2061	14793	27518	1.62	7.0E-21	P15800	SWISSPROT	ATP SYNTHASE A CHAIN (PROTEIN 6)
2061	14793	27519	1.62	7.0E-21	P15800	SWISSPROT	LAMININ BETA-2 CHAIN PRECURSOR (S-LAMININ) (LAMININ CHAIN B3)
3689	16442	28083	0.69	7.0E-21	AL163300.2	NT	LAMININ BETA-2 CHAIN PRECURSOR (S-LAMININ) (LAMININ CHAIN B3)
4228	16969		5.58	7.0E-21	AA046502.1	EST_HUMAN	Homo sapiens chromosome 21 segment HS21C100
							z167a06.r1 Soares_pregnant_uterus_NbHPU Homo sapiens cDNA clone IMAGE:487858 5'



Page 243 of 536  
Table 4

Single Exon Probes Expressed In Brain

Probe SEQ ID NO:	Exon SEQ ID NO:	ORF SEQ ID NO:	Expression Signal	Most Similar (Top) Hit BLAST E Value	Top Hit Accession No.	Top Hit Database Source	Top Hit Descriptor
6340	19110	32100	0.79	7.0E-21	AL163218.2	NT	Homo sapiens chromosome 21 segment HS21C018
8287	20981	34121	1.53	7.0E-21	AJ277557.1	NT	Homo sapiens dNT-2 gene for mitochondrial 5(3)-deoxyribonucleotidase (dNT-2 gene), exons 1-5
8676	21268	34407	10.76	7.0E-21	D14718.1	NT	Human chromosomal protein HMG1 related gene
10013	22661	35877	0.86	7.0E-21	AW856922.1	EST_HUMAN	RC0-CT0301-271199-031-F03 CT0301 Homo sapiens cDNA
10594	23288	36525	2.19	7.0E-21	AA723404.1	EST_HUMAN	z973403.e1 Soares_fetal_heart_NbHH19W Homo sapiens cDNA clone IMAGE:398981 3' similar to gb:U14338 VITAMIN K-DEPENDENT PROTEIN S PRECURSOR (HUMAN);contains THR.13 OFR repetitive element:
11234	23897	37184	1.75	7.0E-21	7706668	NT	Homo sapiens PTD013 protein (PTD013), mRNA
4083	16827	28454	0.83	6.0E-21	BE40861.1	EST_HUMAN	601304125F1 NIH_MGC_21 Homo sapiens cDNA clone IMAGE:3638310 5'
9034	21724	26334	0.6	6.0E-21	BE162737.1	EST_HUMAN	PM1-HIT0454-080100-002-h09 HT0454 Homo sapiens cDNA
903	13670	26334	0.7	5.0E-21	5902031	NT	Homo sapiens protein tyrosine phosphatase, non-receptor type 21 (PTPN21), mRNA
4330	17069	28687	2.91	5.0E-21	BE968839.1	EST_HUMAN	601649871F1 NIH_MGC_74 Homo sapiens cDNA clone IMAGE:3933880 5'
4749	17481	30112	5.56	5.0E-21	4885474	NT	Homo sapiens melanoma antigen, family C, 1 (MAGEC1), mRNA
6665	19582		0.8	5.0E-21	AW440964.1	EST_HUMAN	h605610.X1 NCI_CGAP_CML1 Homo sapiens cDNA clone IMAGE:2818154 3'
6917	19554	32700	0.86	5.0E-21	BE856505.1	EST_HUMAN	783611.X1 NCI_CGAP_Pr28 Homo sapiens cDNA clone IMAGE:3303573 3' similar to contains OFR.11 OFR repetitive element:
10474	23120	36349	0.44	5.0E-21	Q91690	SWISSPROT	ZINC FINGER PROTEIN GLI1 (GLI-1)
10474	23120	36350	0.44	5.0E-21	Q91690	SWISSPROT	ZINC FINGER PROTEIN GLI1 (GLI-1)
11986	24527		2.83	5.0E-21	AA393574.1	EST_HUMAN	z17204.r1 Soares_testis_NHT Homo sapiens cDNA clone IMAGE:727678 5'
1727	14469	27168	1.81	4.0E-21	AA9070713.1	EST_HUMAN	cc86608.s1 NCI_CGAP_K1d5 Homo sapiens cDNA clone IMAGE:1573094 3' similar to TR:Q16530 Q16530 PMS3 MRNA; contains OFR.11 OFR repetitive element;
6772	19516	32544	3.27	4.0E-21	AB019576.1	NT	Rattus norvegicus mRNA for rTIM, complete cds
8680	22332	35527	0.63	4.0E-21	U91328.1	NT	Human hereditary haemochromatosis region, histone 2A-like protein gene, hereditary haemochromatosis (HLA-H) gene, Rofet gene, and sodium phosphate transporter (NPT3) gene, complete cds
9705	22356	35552	0.7	4.0E-21	AL163202.2	NT	Homo sapiens chromosome 21 segment HS21C002
1829	14568	27280	0.94	3.0E-21	AA218891.1	EST_HUMAN	z154006.s1 Stratagene fetal retina 937202 Homo sapiens cDNA clone IMAGE:629771 3'
2272	14998	27736	1.24	3.0E-21	AL163201.2	NT	Homo sapiens chromosome 21 segment HS21C001
3078	15843	28485	4.31	3.0E-21	AJ007973.1	NT	Homo sapiens LGMD2B gene
5412	18211	30919	0.68	3.0E-21	AJ277557.1	NT	Homo sapiens dNT-2 gene for mitochondrial 5(3)-deoxyribonucleotidase (dNT-2 gene), exons 1-5
5412	18211	30920	0.68	3.0E-21	AJ277557.1	NT	Homo sapiens dNT-2 gene for mitochondrial 5(3)-deoxyribonucleotidase (dNT-2 gene), exons 1-5

Page 244 of 536  
Table 4

Single Exon Probes Expressed in Brain

Probe SEQ ID NO:	Exon SEQ ID NO:	ORF SEQ ID NO:	Expression Signal	Most Similar (Top) Hit BLAST E Value	Top Hit Accession No.	Top Hit Database Source	Top Hit Descriptor
5652	18447		0.65	3.0E-21	AV661044.1	EST_HUMAN	AV661044 GLC Homo sapiens cDNA clone GLCGOAI0 3'
6088	18864		2.3	3.0E-21	BF184739.1	EST_HUMAN	601844465F1 NIH_MGC 54 Homo sapiens cDNA clone IMAGE:4084945 5'
6969	19451	32469	7.69	3.0E-21	BF381093.1	EST_HUMAN	RC1-OT0083-100800-019-g08 OT0083 Homo sapiens cDNA
9592	22245	35429	1.15	3.0E-21	AW897760.1	EST_HUMAN	CM1-NIN0063-280400-203-h08 NIN0063 Homo sapiens cDNA
12533	25327	30714	2.88	3.0E-21	AL163213.2	NT	Homo sapiens chromosome 21 segment HS21C013
141	12956		17.18	2.0E-21	BE163247.1	EST_HUMAN	QV3-HT0458-170200-090-g12 HT0458 Homo sapiens cDNA
914	13681	26342	1.85	2.0E-21	AB007857.2	NT	Homo sapiens mRNA for KIAA0397 protein, partial cds
914	13681	26343	1.85	2.0E-21	AB007857.2	NT	Homo sapiens mRNA for KIAA0397 protein, partial cds
1192	13944		2.75	2.0E-21	BE084410.1	EST_HUMAN	RC4-BT0311-141199-011-h06 BT0311 Homo sapiens cDNA
2844	15354	28088	1.98	2.0E-21	Q28983	SWISSPROT	ZONADHESIN PRECURSOR
2844	15354	28099	1.98	2.0E-21	Q28983	SWISSPROT	ZONADHESIN PRECURSOR
5396	18198	30890	1.64	2.0E-21	AI624892.1	EST_HUMAN	ts30f03.x1 NCI_CGAP_Pan1 Homo sapiens cDNA clone IMAGE:2230109 3' similar to TR:Q99854 Q99854
5489	18288	31184	0.68	2.0E-21	AA027211.1	EST_HUMAN	HYPOTHETICAL 51.1 KD PROTEIN;
5489	18288	31185	0.68	2.0E-21	AA027211.1	EST_HUMAN	z897a12.f1 Soares fetal_heart NBH119W Homo sapiens cDNA clone IMAGE:366910 5'
8170	20864	33996	0.5	2.0E-21	AJ010770.1	NT	z897a12.f1 Soares fetal_heart NBH119W Homo sapiens cDNA clone IMAGE:366910 5'
8261	20955	34084	6.16	2.0E-21	BE141765.1	EST_HUMAN	Homo sapiens hypoxanthine gene, exons 1-50
8722	21414	34557	3.74	2.0E-21	AU136779.1	EST_HUMAN	QV0-HT0103-091199-050-g11 HT0103 Homo sapiens cDNA
10991	23665		1.55	2.0E-21	BE350127.1	EST_HUMAN	AU136779 PLACE1 Homo sapiens cDNA clone PLACE1005052 5'
11289	23950	37246	1.3	2.0E-21	BE973829.1	EST_HUMAN	ht09g01.x1 NCI_CGAP_Kid13 Homo sapiens cDNA clone IMAGE:3146286 3' similar to contains MER29.b3
11289	23950	37247	1.3	2.0E-21	BE973829.1	EST_HUMAN	MER29 repetitive element;
12272	24712		9.87	2.0E-21	AF178815.1	NT	MER29 repetitive element;
1233	13982	26652	1.6	1.0E-21	AA557657.1	EST_HUMAN	601680636F1 NIH_MGC 83 Homo sapiens cDNA clone IMAGE:3951008 5'
1361	14128		2.62	1.0E-21	AI601264.1	EST_HUMAN	601680636F1 NIH_MGC 83 Homo sapiens cDNA clone IMAGE:3951008 5'
6396	18165		2.74	1.0E-21	AL078752.1	EST_HUMAN	Homo sapiens putative 8-hydroxyguanine DNA glycosylase gene, complete cds
7092	18781	32847	6.6	1.0E-21	AI228104.1	EST_HUMAN	nl46c04.s1 NCI_CGAP_P14 Homo sapiens cDNA clone IMAGE:1043718 similar to contains MER29.b2
10484	23130		1.07	1.0E-21	5730038	NT	MER29 repetitive element;
4377	17114	29747	5.65	9.0E-22	AI702438.1	EST_HUMAN	er88a12.x1 Berstead colon HPLRB7 Homo sapiens cDNA clone IMAGE:2162343 3'
8502	21184	34336	1.27	9.0E-22	AL163201.2	NT	DKFZp434i0830_r1 434 (synonym: htes3) Homo sapiens cDNA clone DKFZp434i0830 5'
8502	21194	34337	1.27	9.0E-22	AL163201.2	NT	qg47e05.x1 Soares_testis_NHT Homo sapiens cDNA clone IMAGE:1838336 3' similar to gb:M64241 QM PROTEIN (HUMAN);
							Homo sapiens SET domain and mariner transposase fusion gene (SET/MAR) mRNA
							tz94a03.x1 NCI_CGAP_Kid11 Homo sapiens cDNA clone IMAGE:2286204 3' similar to TR:Q15408 Q15408
							NEUTRAL PROTEASE LARGE SUBUNIT;
							Homo sapiens chromosome 21 segment HS21C001
							Homo sapiens chromosome 21 segment HS21C001

Single Exon Probes Expressed in Brain

Probe SEQ ID NO:	Exon SEQ ID NO:	ORF SEQ ID NO:	Expression Signal	Most Similar (Top) Hit BLAST E Value	Top Hit Accession No.	Top Hit Database Source	Top Hit Descriptor
10691	23382	36822	2.63	9.0E-22	AV761874.1	EST_HUMAN	AV761874 MDS Homo sapiens cDNA clone MDSCCG05 5'
11707	24302	37827	1.34	9.0E-22	AU140358.1	EST_HUMAN	AU140358 PLACE2 Homo sapiens cDNA clone PLACE2000394 5'
929	13698		6.66	8.0E-22	BE144748.1	EST_HUMAN	CM0-HT0179-28/1099-076-h05 HT0179 Homo sapiens cDNA
7797	20492		3.72	8.0E-22	AA046502.1	EST_HUMAN	ZK67406.r1 Soares_pregnant_uterus_NbHPU Homo sapiens cDNA clone IMAGE:487858 5'
650	13428	26087	5.92	7.0E-22	AL163246.2	NT	Homo sapiens chromosome 21 segment HS21C046
4250	16991	29816	2.21	7.0E-22	Q61838	SWISSPROT	ALPHA-2-MACROGLOBULIN PRECURSOR (ALPHA2M)
4977	17700	30307	0.99	7.0E-22	AB008681.1	NT	Homo sapiens gene for activin receptor type IIB, complete cds
8590	21282		1.38	7.0E-22	AF151054.1	NT	Homo sapiens HSPC220 mRNA, complete cds
8731	21423	34568	3.66	7.0E-22	MT7590.1	EST_HUMAN	EST00738 Fetal brain, Sitratogene (caif8936208) Homo sapiens cDNA clone HIFBCF07
9502	22155	35335	2.04	7.0E-22	AF009680.1	NT	Homo sapiens T cell receptor beta locus, TCRBV7S3A2 to TCRBV12S2 region
4038	18783	29413	0.98	6.0E-22	AA405040.1	EST_HUMAN	z65d10.r1 Soares_testis_NHT Homo sapiens cDNA clone IMAGE:742887 5'
8140	20834		1.33	6.0E-22	AW028123.1	EST_HUMAN	wx05g07.x1 NCI_CGAP_Gas4 Homo sapiens cDNA clone IMAGE:2542812 3'
6424	19192	32188	3.76	5.0E-22	AL163303.2	NT	Homo sapiens chromosome 21 segment HS21C103
10217	22865	36077	7.83	5.0E-22	U60822.1	NT	Human dystrophin (DMD) gene, exons 7, 8 and 9, and partial cds
12499	24854		2.22	5.0E-22	BF476511.1	EST_HUMAN	naa27b06.x1 NCI_CGAP_Pr28 Homo sapiens cDNA clone IMAGE:3255698 3' similar to contains Alu repetitive element
3627	16380		0.85	4.0E-22	AJ271735.1	NT	Homo sapiens Xq pseudocautosomal region; segment 1/2
8004	20699	33827	0.45	4.0E-22	AV703223.1	EST_HUMAN	AV703223 ADB Homo sapiens cDNA clone ADBAUJE12 5'
8312	28428		3.11	4.0E-22	AL163202.2	NT	Homo sapiens chromosome 21 segment HS21C002
10623	23316	36556	2.47	4.0E-22	BF218030.1	EST_HUMAN	601882813F1 NIH_MGC_57 Homo sapiens cDNA clone IMAGE:4095434 6'
12657	24957		2.06	4.0E-22	AL163209.2	NT	Homo sapiens chromosome 21 segment HS21C009
939	13708		1.58	3.0E-22	AH469879.1	EST_HUMAN	hm14H10.x1 NCI_CGAP_Co14 Homo sapiens cDNA clone IMAGE:2156611 3' similar to gb.L19593 HIGH AFFINITY INTERLEUKIN-8 RECEPTOR B (HUMAN); contains L1.L1 L1 repetitive element;
2576	15289	28026	0.92	3.0E-22	AI859038.1	EST_HUMAN	wf68b04.x1 NCI_CGAP_Brm25 Homo sapiens cDNA clone IMAGE:2429839 3' similar to SW:RL21_HUMAN
3662	16415		1.48	3.0E-22	D14718.1	NT	P49778 60S RIBOSOMAL PROTEIN L21.;
4748	17480	30111	2.6	3.0E-22	AI090126.1	EST_HUMAN	Human chromosomal protein HMG1 related gene
8129	20823		0.8	3.0E-22	BE156813.1	EST_HUMAN	qlb28c07.x1 Soares_pregnant_uterus_NbHPU Homo sapiens cDNA clone IMAGE:1697580 3' similar to contains MER12.12 MER12 repetitive element;
8134	20828	33963	2.46	3.0E-22	BE089841.1	EST_HUMAN	QV0-HT0368-090200-099-f12 HT0368 Homo sapiens cDNA
8258	20952	34088	0.97	3.0E-22	X60660.1	NT	RC5-BT0707-150300-021-H10 BT0707 Homo sapiens cDNA
8258	20952	34089	0.97	3.0E-22	X60660.1	NT	R.rattus RY2G5 mRNA for a potential ligand-binding protein
1846	14681		2.29	2.0E-22	N24942.1	EST_HUMAN	R.rattus RY2G5 mRNA for a potential ligand-binding protein
2526	15242	27981	2.15	2.0E-22	P24916	SWISSPROT	W73405.st Soares_melanocyte_2NbHM Homo sapiens cDNA clone IMAGE:267369 3'
							IMMEDIATE EARLY GENE 13 PROTEIN PRECURSOR

Single Exon Probes Expressed in Brain

Probe SEQ ID NO:	Exon SEQ ID NO:	ORF SEQ ID NO:	Expression Signal	Most Similar (Top) Hit BLAST E Value	Top Hit Accession No.	Top Hit Database Source	Top Hit Descriptor
3414	16172	28821	4.41	2.0E-22	8394043	NT	Homo sapiens protein kinase, AMP-activated, gamma 3 non-catalytic subunit (PRKAG3), mRNA
4200	16941	29567	1.17	2.0E-22	AW817794.1	EST_HUMAN	PM1-ST0262-261199-001-d12 ST0262 Homo sapiens cDNA
6761	25075	31476	1.18	2.0E-22	W39456.1	EST_HUMAN	zb-20101.r1 Soares senescent fibroblasts NbHSF Homo sapiens cDNA clone IMAGE:322873 5' similar to gb:X72308 MONOCYTE CHEMOTACTIC PROTEIN 3 PRECURSOR (HUMAN);
6084	18862	31828	3.68	2.0E-22	BF092116.1	EST_HUMAN	RC0-TN0079-150900-026-h12 TN0079 Homo sapiens cDNA
9602	22255	35440	1.53	2.0E-22	A1276522.1	EST_HUMAN	q176h06.x1 Soares NhlHMP.L S1 Homo sapiens cDNA clone IMAGE:1878299 3' similar to contains MER29.i3 MER29 repetitive element;
8698	22347	35540	0.69	2.0E-22	AA715315.1	EST_HUMAN	nv04h11.s1 NCI CGAP_P122 Homo sapiens cDNA clone IMAGE:1219269 3'
9698	22347	35541	0.69	2.0E-22	AA715315.1	EST_HUMAN	nv04h11.s1 NCI CGAP_P122 Homo sapiens cDNA clone IMAGE:1219269 3'
11761	24352	37684	1.68	2.0E-22	AW418980.1	EST_HUMAN	ha24f04.x1 NCI CGAP_Kid12 Homo sapiens cDNA clone IMAGE:2874655 3'
11872	24946	30983	3.71	2.0E-22	AL163280.2	NT	Homo sapiens chromosome 21 segment HS21C080
1871	14609	27320	1.79	1.0E-22	AW865517.1	EST_HUMAN	PM4-SN0020-010400-009-f02 SN0020 Homo sapiens cDNA
2688	16302	28038	1.1	1.0E-22	U50871.1	NT	Human familial Alzheimer's disease (STM2) gene, complete cds
3405	16163	28814	1.37	1.0E-22	D14547.1	NT	Human DNA, SINE repetitive element
7641	20306	33415	0.89	1.0E-22	BE084667.1	EST_HUMAN	MRO-BT0869-220200-002-f07 BT0869 Homo sapiens cDNA
10451	23097	36328	0.79	1.0E-22	AI365436.1	EST_HUMAN	qz09b07.x1 NCI CGAP_CELL1 Homo sapiens cDNA clone IMAGE:2020981 3' similar to contains MER29.b2 MER29 repetitive element;
10451	23097	36329	0.79	1.0E-22	AI365435.1	EST_HUMAN	qz09b07.x1 NCI CGAP_CELL1 Homo sapiens cDNA clone IMAGE:2020981 3' similar to contains MER29.b2 MER29 repetitive element;
12704	24984	28959	5.89	9.0E-23	AW802801.1	EST_HUMAN	IL2-UJM0076-070400-061-F11 UJM0076 Homo sapiens cDNA
3557	16312	28959	0.79	8.0E-23	AF198349.1	NT	Gallus gallus Dach2 protein (Dach2) mRNA, complete cds
3305	16065		2.55	7.0E-23	AV647246.1	EST_HUMAN	AV647246 GLC Homo sapiens cDNA clone GLCAWC07 3'
10666	23642	36895	4.16	7.0E-23	5031952	NT	Homo sapiens Not56 (D. melanogaster)-like protein (NOT56L) mRNA
3427	16184		1.72	6.0E-23	AF198339.1	NT	Rattus norvegicus RIM1B (Rim1B) mRNA, complete cds
4235	16976	29601	1.39	6.0E-23	AL163249.2	NT	Homo sapiens chromosome 21 segment HS21C049
12005	24540	31105	1.5	6.0E-23	AF224689.1	NT	Homo sapiens mannosidase, beta A, lysosomal (MANBA) gene, end ubiquitin-conjugating enzyme E2D 3 (UBE2D3) genes, complete cds
12005	24540	31106	1.5	6.0E-23	AF224689.1	NT	Homo sapiens mannosidase, beta A, lysosomal (MANBA) gene, and ubiquitin-conjugating enzyme E2D 3 (UBE2D3) genes, complete cds
12192	24663	31067	3.28	6.0E-23	AI209130.1	EST_HUMAN	q859c03.x1 Soares testis_NHT Homo sapiens cDNA clone IMAGE:1839460 3' similar to SW:MV10_MOUSE P23249 PROTEIN MOV-10.;
5358	18160	30844	4.09	6.0E-23	U82671.2	NT	Homo sapiens chromosome Xq28 melanoma antigen family A2a (MAGEA2A), melanoma antigen family A12 (MAGEA12), melanoma antigen family A2b (MAGEA2B), melanoma antigen family A3 (MAGEA3), caltractin (CALT), NAD(P)H dehydrogenase-like protein (NSDHL), and L1>

Table 4

Single Exon Probes Expressed In Brain

Probe SEQ ID NO:	Exon SEQ ID NO:	ORF SEQ ID NO:	Expression Signal	Most Similar (Top) Hit BLAST E Value	Top Hit Accession No.	Top Hit Database Source	Top Hit Descriptor
6145	25086	31893	3.93	6.0E-23	AF179818.1	NT	Pongo pygmaeus olfactory receptor (PPY116) gene, partial cds
7337	25086	31893	3.37	5.0E-23	AF179818.1	NT	Pongo pygmaeus olfactory receptor (PPY116) gene, partial cds
6347	19117	32106	1.34	3.0E-23	AL163227.2	NT	Homo sapiens chromosome 21 segment HS21C027
6347	19117	32107	1.34	3.0E-23	AL163227.2	NT	Homo sapiens chromosome 21 segment HS21C027
7738	20434	33558	4.1	3.0E-23	AA130165.1	EST_HUMAN	z195g08.r1 Soares_pregnant_uterus_NbHPU Homo sapiens cDNA clone IMAGE:803968 5' similar to contains MER29.12 MER29 repetitive element ;
9148	21879	35045	2.96	3.0E-23	Z70864.1	NT	Human endogenous retroviral element HC2
8148	21879	35046	2.86	3.0E-23	Z70864.1	NT	Human endogenous retroviral element HC2
10215	22863		1.18	3.0E-23	AW897927.1	EST_HUMAN	RC3-NIN0068-Z70400-011-h01 NIN0068 Homo sapiens cDNA
651	13429	26068	4.25	2.0E-23	AJ289880.1	NT	Homo sapiens KIAA0851 gene (partial), X13 gene and LZTFL1 gene
1120	15520		3.87	2.0E-23	M55270.1	NT	Human matrix Gla protein (MGP) gene, complete cds
2798	16503	28243	1.98	2.0E-23	P22105	SWISSPROT	TENASCIN-X PRECURSOR (TN-X) (HEXABRACHION-LIKE)
2798	16503	28244	1.98	2.0E-23	P22105	SWISSPROT	TENASCIN-X PRECURSOR (TN-X) (HEXABRACHION-LIKE)
3384	16123		1.46	2.0E-23	AI201458.1	EST_HUMAN	qs73f11.x1 NC1 CGAP P128 Homo sapiens cDNA clone IMAGE:1943757 3' similar to TR:Q13537 Q13537
3705	16458		3.35	2.0E-23	BE165980.1	EST_HUMAN	MER37 TRANSPOSABLE ELEMENT, COMPLETE CONSENSUS SEQUENCE. ;
3958	16707	29346	3.65	2.0E-23	H59931.1	EST_HUMAN	MR3-H10487-150200-113-g01 H10487 Homo sapiens cDNA
3958	16707	29347	3.65	2.0E-23	H59931.1	EST_HUMAN	yr16a02.r1 Soares fetal liver spleen 1NFLS Homo sapiens cDNA clone IMAGE:205418 5'
							yr16a02.r1 Soares fetal liver spleen 1NFLS Homo sapiens cDNA clone IMAGE:205418 5'
7772	20468		4.3	2.0E-23	AF280107.1	NT	Homo sapiens cytochrome P450 polypeptide 43 (CYP3A43) gene, partial cds; cytochrome P450 polypeptide 4 (CYP3A4) and cytochrome P450 polypeptide 7 (CYP3A7) genes, complete cds; and cytochrome P450 polypeptide 5 (CYP3A5) gene, partial cds
8742	21434	34579	1.21	2.0E-23	AL163303.2	NT	Homo sapiens chromosome 21 segment HS21C103
11891	24530		2.45	2.0E-23	M32668.1	NT	Human alcohol dehydrogenase gamma subunit (ADH3) gene, exon 1
12508	24860		2.87	2.0E-23	AF009860.1	NT	Homo sapiens T cell receptor beta locus, TCRBV7S9A2 to TCRBV12S2 region
4482	17228	29857	1.1	1.0E-23	AL163232.2	NT	Homo sapiens chromosome 21 segment HS21C052
4714	17446		5.56	1.0E-23	AL163210.2	NT	Homo sapiens chromosome 21 segment HS21C010
6820	18392		3.28	1.0E-23	BE378471.1	EST_HUMAN	601236455F1 NIH_MGC_44 Homo sapiens cDNA clone IMAGE:3608663 5'
8254	20948	34085	4.6	1.0E-23	AA448097.1	EST_HUMAN	Z462c06.r1 Soares_testis_NHT Homo sapiens cDNA clone IMAGE:782698 5' similar to contains PTR6.12 PTR5 repetitive element ;
10570	23265	36503	2.06	1.0E-23	BE409843.1	EST_HUMAN	601301762F1 NIH_MGC_21 Homo sapiens cDNA clone IMAGE:3636264 5'
10570	23265	36504	2.05	1.0E-23	BE409843.1	EST_HUMAN	601301762F1 NIH_MGC_21 Homo sapiens cDNA clone IMAGE:3636264 5'
539	13322		1.84	9.0E-24	AA663213.1	EST_HUMAN	ab75a03.s1 Stratagene fetal retina 937202 Homo sapiens cDNA clone IMAGE:852768 3' similar to TR:E19822 E19822 CA PROTEIN. ;
6337	19127	32121	1.53	8.0E-24	11422027	NT	Homo sapiens capping protein (actin filament) muscle Z-line, alpha 2 (CAPZA2), mRNA

Table 4

Single Exon Probes Expressed in Brain

Probe SEQ ID NO:	Exon SEQ ID NO:	ORF SEQ ID NO:	Expression Signal	Most Similar (Top) Hit BLAST E Value	Top Hit Accession No.	Top Hit Database Source	Top Hit Descriptor
3853	16603		1.49	7.0E-24	AW937954.1	EST_HUMAN	QV0-DT0047-170200-122-e06 DT0047 Homo sapiens cDNA
5087	17806		0.95	7.0E-24	AL039498.1	EST_HUMAN	DKFZp434A2311_r1_434 (synonym: htes3) Homo sapiens cDNA clone DKFZp434A2311_5'
10636	23233		1.33	7.0E-24	AW303317.1	EST_HUMAN	xv17f03.x1 Soares_NFL_T_GBC_S1 Homo sapiens cDNA clone IMAGE:2813405_3' similar to contains Alu repetitive element; contains MER19.12 MER19 repetitive element;
880	13465		2.72	6.0E-24	AB001421.1	NT	Macaca fuscata mRNA for Testis-Specific Protein Y (TSPY), complete cds
818	13589	26256	11.74	6.0E-24	AL183249.2	NT	Homo sapiens chromosome 21 segment HS21C049
3853	16703	28342	7.9	5.0E-24	AJ229043.1	NT	Homo sapiens 959 kb contig between AML1 and CBR1 on chromosome 21q22, segment 3/3
7657	20321	33430	0.58	5.0E-24	AF223391.1	NT	Homo sapiens calcium channel alpha1E subunit (CACNA1E) gene, exons 7-49, and partial cds, alternatively spliced
11595	24194	37513	1.45	5.0E-24	AW514229.1	EST_HUMAN	h024803.x1 Soares_NFL_T_GBC_S1 Homo sapiens cDNA clone IMAGE:2910413_3' similar to TR:O94861 O94851 KIAA0750 PROTEIN.;
6840	18628	31663	3.85	4.0E-24	AA594178.1	EST_HUMAN	hm31h05.st NCI_CGAP_Gas1 Homo sapiens cDNA clone IMAGE:1086529_3' similar to SW:POL_MLVRK P31795 POL POLYPROTEIN;
8581	21273	34411	1.35	4.0E-24	AW813711.1	EST_HUMAN	RC3-ST0197-130100-014-406 ST0197 Homo sapiens cDNA
11133	23801	37078	1.95	4.0E-24	BE544822.1	EST_HUMAN	801078812F1 NIH_MGC_12 Homo sapiens cDNA clone IMAGE:3464488_5'
12361	24765	31062	4.89	4.0E-24	AB028016.1	NT	Homo sapiens mRNA for KIAA1093 protein, partial cds
12595	24951	30986	1.77	4.0E-24	11418318	NT	Homo sapiens G-2 and S-phase expressed 1 (GTSE1), mRNA
8322	21015		2.85	3.0E-24	AW614871.1	EST_HUMAN	hh68c08.x1 NCI_CGAP_GU1 Homo sapiens cDNA clone IMAGE:2967950_3' similar to contains MER29.b2 MER29 repetitive element;
8377	21070		1.57	3.0E-24	AW962076.1	EST_HUMAN	EST374149 IMAGE resequences, MAGG Homo sapiens cDNA
8365	21940	35114	4.33	3.0E-24	AL163252.2	NT	Homo sapiens chromosome 21 segment HS21C052
12438	24808	31045	1.41	3.0E-24	BF127762.1	EST_HUMAN	601810449F1 NIH_MGC_46 Homo sapiens cDNA clone IMAGE:4053398_5'
2346	15069	27806	2.72	2.0E-24	AA167539.1	EST_HUMAN	zp11f09.r1 Stratagene fetal retina 937202 Homo sapiens cDNA clone IMAGE:609181_5'
3779	16531		1.01	2.0E-24	AW898189.1	EST_HUMAN	RC3-NIN0088-090500-021-b03 NIN0088 Homo sapiens cDNA
7374	20054	33135	0.81	2.0E-24	AF086824.1	NT	Mus musculus rhofrac-interacting citron kinase (Crik) mRNA, complete cds
7379	20059	33138	0.65	2.0E-24	AJ003536.1	EST_HUMAN	AJ003536 Selected chromosome 21 cDNA library Homo sapiens cDNA clone MP1p112-6H13
8639	21331	34476	3.28	2.0E-24	AL119158.1	EST_HUMAN	DKFZp781L1712_r1_781 (synonym: hamy2) Homo sapiens cDNA clone DKFZp781L1712_5'
8678	21368		0.98	2.0E-24	H69214.1	EST_HUMAN	yr62b09.r1 Soares fetal liver spleen 1NFLS Homo sapiens cDNA clone IMAGE:212729_5' similar to contains MER28 repetitive element;
8754	22405	35611	0.94	2.0E-24	AI521759.1	EST_HUMAN	BT7a09.x1 NCI_CGAP_Kid11 Homo sapiens cDNA clone IMAGE:2138008_3'
9754	22405	35612	0.94	2.0E-24	AI521759.1	EST_HUMAN	BT7a09.x1 NCI_CGAP_Kid11 Homo sapiens cDNA clone IMAGE:2138008_3'
11825	24409	37744	1.31	2.0E-24	AW868552.1	EST_HUMAN	MR1-SIN0063-040500-001-e06 SIN0063 Homo sapiens cDNA
11825	24409	37745	1.31	2.0E-24	AW868552.1	EST_HUMAN	MR1-SIN0063-040500-001-e06 SIN0063 Homo sapiens cDNA
12281	25377		7.44	2.0E-24	M28877.1	NT	Human O family dispersed repeat element

Table 4

Single Exon Probes Expressed In Brain

Probe SEQ ID NO.	Exon SEQ ID NO.	ORF SEQ ID NO.	Expression Signal	Most Similar (Top) Hit BLAST E Value	Top Hit Accession No.	Top Hit Database Source	Top Hit Descriptor
1691	14435	27131	2.69	1.0E-24	7706340	NT	Homo sapiens CGI-127 protein (LOC51646), mRNA
2679	15388		1.63	1.0E-24	AW820194.1	EST_HUMAN	QV0-S10294-100400-185-c10 S10294 Homo sapiens cDNA
3020	15786	28433	1.49	1.0E-24	D86423.1	NT	Mus musculus mRNA for HGT keratin, partial cds
4237	16878		1.71	1.0E-24	AF14313.1	NT	Homo sapiens PTEN (PTEN) gene, exon 2
7447	20123	33214	4.32	1.0E-24	AL163303.2	NT	Homo sapiens chromosome 21 segment HS21C103
7630	20296	33404	0.81	1.0E-24	BE144626.1	EST_HUMAN	MRO-HT0166-271199-006-409 HT0166 Homo sapiens cDNA
7845	20540	33667	2.09	1.0E-24	AW601194.1	EST_HUMAN	CMO-NN1010-190300-281-407 NN1010 Homo sapiens cDNA
11699	24284	37619	1.31	9.0E-25	7708707	NT	Homo sapiens putative secreted protein (SIG1), mRNA
4939	17687	30275	2.33	7.0E-25	AA489944.1	EST_HUMAN	Homo sapiens NCL_CGAP_Kid1 Homo sapiens cDNA clone IMAGE:911754 similar to contains MIER1.b2 repetitive element;
8117	20811	33946	6.59	7.0E-25	AA468646.1	EST_HUMAN	MER1 repetitive element;
11701	24286	37622	3.28	7.0E-25	AA583540.1	EST_HUMAN	nt25h06.s1 NCL_CGAP_P1 Homo sapiens cDNA clone IMAGE:914843 similar to SW:R14A_YEAST
6893	17959		4.9	6.0E-25	W87623.1	EST_HUMAN	P39105 PROBABLE 60S RIBOSOMAL PROTEIN L14EA.;
7622	20288	33997	8.34	6.0E-25	7305360	NT	zH55h07.r1 Soares_fetal_liver_spleen_1NFLS_S1 Homo sapiens cDNA clone IMAGE:416989 5'
1647	14363	27083	1.18	5.0E-25	AW650271.1	EST_HUMAN	Mus musculus otogelin (Otag), mRNA
11286	23947	37242	2.44	5.0E-25	AW979107.1	EST_HUMAN	IL3-CT0219-161199-031-D04 CT0219 Homo sapiens cDNA
1429	14176	26881	2.26	4.0E-25	T98107.1	EST_HUMAN	EST391217 MAGe resequences, MAGP Homo sapiens cDNA
3397	16155		3.04	4.0E-25	AW887671.1	EST_HUMAN	ys68h04.r1 Soares fetal liver spleen 1NFLS Homo sapiens cDNA clone IMAGE:121763 5'
4282	17021		2.83	4.0E-25	BE170957.1	EST_HUMAN	PM3-OT0089-280200-001-g07 OT0093 Homo sapiens cDNA
3314	16074	28724	3.98	3.0E-25	8923321	NT	QV3-HT0543-140400-149-e11 HT0543 Homo sapiens cDNA
3314	16074	28725	3.98	3.0E-25	8923321	NT	Homo sapiens hypothetical protein FLJ20344 (FLJ20344), mRNA
4837	17586	30180	0.75	3.0E-25	P29622	SWISSPROT	Homo sapiens hypothetical protein FLJ20344 (FLJ20344), mRNA
6518	19284	32288	0.6	3.0E-25	AA603590.1	EST_HUMAN	KALLISTATIN PRECURSOR (KALLIKREIN INHIBITOR) (PROTEASE INHIBITOR 4)
8236	20929	34065	4.66	3.0E-25	AL163210.2	NT	np27902.s1 NCL_CGAP_P22 Homo sapiens cDNA clone IMAGE:1117615 3' similar to gb:M61866 ZINC FINGER PROTEIN 85 (HUMAN);
10959	29635	36886	1.89	3.0E-25	AA679013.1	EST_HUMAN	Homo sapiens chromosome 21 segment HS21C010
1326	14075	26749	2.94	2.0E-25	5032158	NT	Homo sapiens chromosome 21 segment HS21C010 repetitive element;
2306	15031	27768	6.42	2.0E-25	BE888016.1	EST_HUMAN	Homo sapiens transducin (beta)-like 1 (TBL1) mRNA
2835	15259	27997	3.67	2.0E-25	P17008	SWISSPROT	601511530F1 NIH_MGC_71 Homo sapiens cDNA clone IMAGE:3913087 5'
4167	16907	29535	1.76	2.0E-25	P17008	SWISSPROT	49S RIBOSOMAL PROTEIN S16
4167	16907	29536	1.76	2.0E-25	P17008	SWISSPROT	49S RIBOSOMAL PROTEIN S16

Table 4

Single Exon Probes Expressed in Brain

Probe SEQ ID NO:	Exon SEQ ID NO:	ORF SEQ ID NO:	Expression Signal	Most Similar (Top) Hit BLAST E Value	Top Hit Accession No.	Top Hit Database Source	Top Hit Descriptor
9665	22317	35514	1.94	2.0E-25	AL449573.1	EST_HUMAN	AL449573 Homo sapiens Testis (Starvies GS) Homo sapiens cDNA
355	13153	25794	1.03	1.0E-25	AL040229.1	EST_HUMAN	DKFZp434H0313_r1 434 (synonym: htss3) Homo sapiens cDNA clone DKFZp434H0313 5'
1226	13976		2.02	1.0E-25	9635487	NT	Human endogenous retrovirus, complete genome
2436	16166	27690	1.03	1.0E-25	Q06055	SWISSPROT	ATP SYNTHASE LIPID-BINDING PROTEIN P2 PRECURSOR (ATPASE PROTEIN 9) (SUBUNIT C)
4806	17537	30160	2.84	1.0E-25	BE162737.1	EST_HUMAN	PM1-HT0454-080100-002-h09 HT0454 Homo sapiens cDNA
6472	19239		0.79	1.0E-25	AA189080.1	EST_HUMAN	zq45b06.s1 Stratagene hNT neuron (#937233) Homo sapiens cDNA clone IMAGE:632627 3' similar to contains Alu repetitive element;
6689	25100	32657	3.14	1.0E-25	AA582690.1	EST_HUMAN	nm54h11.s1 NCI_CGAP_K16 Homo sapiens cDNA clone IMAGE:1087749 3'
7814	20509	33633	4.03	1.0E-25	AA709079.1	EST_HUMAN	zF8904.s1 Soares_fetal_heart_NibH19W Homo sapiens cDNA clone IMAGE:384822 3' similar to contains PTR5.13 PTR5 repetitive element;
9446	22123	35302	0.75	1.0E-25	X60660.1	NT	R.rattus RY2G5 mRNA for a potential ligand-binding protein
9446	22123	35303	0.75	1.0E-25	X60660.1	NT	R.rattus RY2G5 mRNA for a potential ligand-binding protein
10890	23570	36821	3.06	1.0E-25	U93163.1	NT	Homo sapiens IMAGE-B2 (MAGE-B2), MAGE-B3 (MAGE-B3), MAGE-B4 (MAGE-B4), and MAGE-B1 (MAGE-B1) genes, complete cds
12766	25024		2.18	1.0E-25	X51795.1	NT	Human lambda-immunoglobulin constant region complex (germline)
2487	15204	27945	1.41	9.0E-26	AL163218.2	NT	Homo sapiens chromosome 21 segment HS21C018
5607	18403		1.69	8.0E-26	D14547.1	NT	Human DNA, SINE repetitive element
1571	14318	27003	1.72	7.0E-26	AF003528.1	NT	Homo sapiens X-linked anhidrotic ectodermal dysplasia protein gene (EDA), exon 2 and flanking repeat regions
3982	18711	29351	1.23	7.0E-26	X89211.1	NT	H.sapiens DNA for endogenous retroviral like element
4139	16680	29508	2.27	7.0E-26	AW340153.1	EST_HUMAN	hd02612.x1 Soares_NFL_T_GBC_ST Homo sapiens cDNA clone IMAGE:2908366 3'
5551	18348	31257	0.62	7.0E-26	AL163202.2	NT	Homo sapiens chromosome 21 segment HS21C002
11669	24264		8.45	7.0E-26	AA115695.1	EST_HUMAN	zn30408.r1 Stratagene neuroepithelium NT2RAM1 937234 Homo sapiens cDNA clone IMAGE:548943 5' similar to gb:M14336 VITAMIN K-DEPENDENT PROTEIN S PRECURSOR (HUMAN);
12547	24885		1.64	7.0E-26	AW954559.1	EST_HUMAN	EST366629 MAGE resequences, MAGC Homo sapiens cDNA
2222	14950	27689	2.04	6.0E-26	AF028308.1	NT	Homo sapiens chromosome 9 duplication of the T cell receptor beta locus and trypsinogen gene families
3341	16100	28752	0.95	6.0E-26	AA206131.1	EST_HUMAN	zq52h04.r1 Stratagene neuroepithelium (#937231) Homo sapiens cDNA clone IMAGE:645271 5'
10432	23078	36301	0.68	6.0E-26	AL163202.2	NT	Homo sapiens chromosome 21 segment HS21C002
10432	23078	36302	0.68	6.0E-26	AL163202.2	NT	Homo sapiens chromosome 21 segment HS21C002
11683	24278	37600	2.03	6.0E-26	AL163210.2	NT	Homo sapiens chromosome 21 segment HS21C010
1154	13609	26572	3.61	6.0E-26	AI708236.1	EST_HUMAN	as38h08.x1 Barstead aorta HPLRB6 Homo sapiens cDNA clone IMAGE:2319519 3' similar to WP:F49C12.11 CE03371;



Page 251 of 536  
Table 4

Single Exon Probes Expressed in Brain

Probe SEQ ID NO:	Exon SEQ ID NO:	ORF SEQ ID NO:	Expression Signal	Most Similar (Top) Hit BLAST E Value	Top Hit Accession No.	Top Hit Database Source	Top Hit Descriptor
1154	13909	26573	3.61	5.0E-26	AF08235.1	EST_HUMAN	as38h08.x1 Barstead aorta HPLRB6 Homo sapiens cDNA clone IMAGE:2319519 3' similar to WP:F49C12.11 CE03371;
1635	14282		1.4	4.0E-26	AA329548.1	EST_HUMAN	EST33446 Embryo, 12 week II Homo sapiens cDNA 5' end
9312	21979		3.72	4.0E-26	7657670	NT	Homo sapiens upstream binding transcription factor, RNA polymerase I (UBTF), mRNA
10558	23254	36481	2.75	4.0E-26	BE266187.1	EST_HUMAN	601191345F1 NIH_MGC_7 Homo sapiens cDNA clone IMAGE:3535210 5'
1753	14495	27194	1.21	3.0E-26	D14547.1	NT	Human DNA, SINE repetitive element
1896	14732	27454	1.31	3.0E-26	AL045855.2	EST_HUMAN	DKFZp434088_r1_434 (synonym: htes3) Homo sapiens cDNA clone DKFZp434088 6'
2026	14760		3.15	3.0E-26	AA115895.1	EST_HUMAN	z830408.r1 Stratagene neuroepithelium NT2RAMI 837234 Homo sapiens cDNA clone IMAGE:548943 5' similar to gb:M14338 VITAMIN K-DEPENDENT PROTEIN S PRECURSOR (HUMAN);
3760	16512	28148	1.04	3.0E-26	AA152464.1	EST_HUMAN	z30310.r1 Stratagene colon (#937204) Homo sapiens cDNA clone IMAGE:588427 5' similar to TR:G685374 G685374 THYROID RECEPTOR INTERACTOR;
3760	16512	28148	1.04	3.0E-26	AA152464.1	EST_HUMAN	z30310.r1 Stratagene colon (#937204) Homo sapiens cDNA clone IMAGE:588427 5' similar to TR:G685374 G685374 THYROID RECEPTOR INTERACTOR;
6811	19472	32495	1.78	3.0E-26	BF245458.1	EST_HUMAN	z30310.r1 Stratagene colon (#937204) Homo sapiens cDNA clone IMAGE:4083278 5'
10629	23319		1.42	3.0E-26	AF036405.1	NT	Homo sapiens MLL (MLL) gene, exons 1-3, and partial cds
11559	24158	37468	1.83	3.0E-26	AW875651.1	EST_HUMAN	QV2-PT0012-040400-124-e05 PT0012 Homo sapiens cDNA
11559	24158	37469	1.83	3.0E-26	AW875651.1	EST_HUMAN	QV2-PT0012-040400-124-e05 PT0012 Homo sapiens cDNA
11602	24201	37523	0.56	3.0E-26	AA583173.1	EST_HUMAN	tm37d05.s1 NCI_CGAP_GC5 Homo sapiens cDNA clone IMAGE:1086057 3' similar to contains OFR.t1
11858	24442	37783	1.36	3.0E-26	AF228925.1	NT	OFR repetitive element;
12724	24995		2.52	3.0E-26	AW073434.1	EST_HUMAN	Mus musculus harmonin isoform b5 (Ush1c) mRNA, complete cds, alternatively spliced
688	13442	26083	6.76	2.0E-26	AL163282.2	NT	xa57509.x1 NCI_CGAP_HSC2 Homo sapiens cDNA clone IMAGE:2570873 3' similar to contains MER30.t1
1861	14599		3.07	2.0E-26	AL038099.2	EST_HUMAN	MER30 repetitive element;
3225	16988	28642	5.89	2.0E-26	X86694.1	NT	Homo sapiens chromosome 21 segment HS21C082
5147	17866		1.09	2.0E-26	AF075482.1	NT	DKFZp566L171_s1 566 (synonym: htkd2) Homo sapiens cDNA clone DKFZp566L171 3'
10653	23344		2.7	2.0E-26	D87675.1	NT	M.musculus mRNA for astrocytic phosphoprotein, PEA-15
11180	23846	37132	3	2.0E-26	AI801412.1	EST_HUMAN	Homo sapiens myotubularin related protein 7 mRNA, partial cds
11395	24001		2.45	2.0E-26	AF050661.1	NT	Homo sapiens DNA for amyloid precursor protein, complete cds
12106	24603		1.57	2.0E-26	AB037859.1	NT	1089e01.x1 NCI_CGAP_Gas4 Homo sapiens cDNA clone IMAGE:2185416 3' similar to contains Alu repetitive element; contains element MER20 MER20 repetitive element;
133	12948	25591	5.18	1.0E-26	BE170371.1	EST_HUMAN	Homo sapiens MHC class 1 region
2040	14774	27503	1.37	1.0E-26	AL039363.2	EST_HUMAN	Homo sapiens mRNA for KIAA1438 protein, partial cds
2693	15402		9.04	1.0E-26	AF267085.1	NT	QV4-HT0539-020300-123-e02 HT0538 Homo sapiens cDNA
							DKFZp434H1910_r1_434 (synonym: htes3) Homo sapiens cDNA clone DKFZp434H1910 5'
							Homo sapiens glyceraldehyde-3-phosphate dehydrogenase (GADPH) mRNA, complete cds

Page 252 of 536  
Table 4

Single Exon Probes Expressed in Brain

Probe SEQ ID NO:	Exon SEQ ID NO:	ORF SEQ ID NO:	Expression Signal	Most Similar (Top) Hit BLAST E Value	Top Hit Accession No.	Top Hit Database Source	Top Hit Descriptor
6740	19574		3.05	1.0E-26	BE169980.1	EST_HUMAN	MR3-HT0487-150200-113-901 HT0487 Homo sapiens cDNA
10809	23492		2.21	1.0E-26	AL038487.1	EST_HUMAN	DKFZp666C2146_r1_566 (synonym: hfrkd2) Homo sapiens cDNA clone DKFZp666C2146_5'
12348	26395		3.53	1.0E-26	H55093.1	EST_HUMAN	CHR220032 Chromosome 22 exon Homo sapiens cDNA clone C22_45_5'
7484	20156		1.11	9.0E-27	BF371227.1	EST_HUMAN	RC8-FND138-110800-022-A02 FND138 Homo sapiens cDNA
8203	22082		4.14	9.0E-27	U93163.1	NT	Homo sapiens MAGE-B2 (MAGE-B2), MAGE-B3 (MAGE-B3), MAGE-B4 (MAGE-B4), and MAGE-B1 (MAGE-B1) genes, complete cds
11875	24454		5.72	9.0E-27	BF445556.1	EST_HUMAN	naat03c07.x1 NCI_CGAP_Pr28 Homo sapiens cDNA clone IMAGE:3253644_3' similar to contains OFFR.11 OFR repetitive element 1;
10	12837	25450	3.83	8.0E-27	AI831462.1	EST_HUMAN	wf49c04.x1 NCI_CGAP_Lu119 Homo sapiens cDNA clone IMAGE:2408150_3' similar to contains THR.b2 THR repetitive element 1;
544	13327		4.33	8.0E-27	AL163227.2	NT	Homo sapiens chromosome 21 segment HS21C027
1395	14142	26819	59.39	8.0E-27	AW162737.1	EST_HUMAN	au87h08.x1 Schneider fetal brain 00004 Homo sapiens cDNA clone IMAGE:2783295_3' similar to gb:K006568 TUBULIN ALPHA-1 CHAIN (HUMAN);
1395	14142	26820	59.39	8.0E-27	AW162737.1	EST_HUMAN	au87h08.x1 Schneider fetal brain 00004 Homo sapiens cDNA clone IMAGE:2783295_3' similar to gb:K006568 TUBULIN ALPHA-1 CHAIN (HUMAN);
2164	14893	27629	1.37	8.0E-27	AW864776.1	EST_HUMAN	PM2-SN0018-220300-002-a07 SN0018 Homo sapiens cDNA
3180	15943	26584	1.81	8.0E-27	P12236	SWISSPROT	ADP, ATP CARRIER PROTEIN, LIVER ISOFORM T2 (ADP/ATP TRANSLOCASE 3) (ADENINE NUCLEOTIDE TRANSLOCATOR 3) (ANT 3)
3348	16107	28762	0.81	8.0E-27	AF181897.1	NT	Homo sapiens WRN (WRN) gene, complete cds
5608	18404	31317	1.02	8.0E-27	AV732214.1	EST_HUMAN	AV732214 HTF Homo sapiens cDNA clone HTFBCB06_5'
6881	17957		2.53	8.0E-27	BE926560.1	EST_HUMAN	MR4-BT0398-250800-204-d06 BT0398 Homo sapiens cDNA
6947	19429	32444	2.29	8.0E-27	N84970.1	EST_HUMAN	J1751F Human fetal heart, Lambda ZAP Express Homo sapiens cDNA clone J1751_5' similar to REPETITIVE ELEMENT L1
9109	21797	34961	1.51	8.0E-27	AW857579.1	EST_HUMAN	CM1-CT0315-091299-063-d07 CT0315 Homo sapiens cDNA
9109	21797	34962	1.51	8.0E-27	AW857579.1	EST_HUMAN	CM1-CT0315-091299-063-d07 CT0315 Homo sapiens cDNA
688	13444		1.23	7.0E-27	Z70664.1	NT	Human endogenous retroviral element HC2
5030	17750		2.25	7.0E-27	AW628172.1	EST_HUMAN	h151h12.x1 Soares_NFL_T_GBC_S1 Homo sapiens cDNA clone IMAGE:2875879_3' similar to TR:O76040
8756	21448		1.19	7.0E-27	D86984.1	NT	O76040 ORF2: FUNCTION UNKNOWN. ;
10650	23941		4.26	7.0E-27	AJ271735.1	NT	Human mRNA for KIAA0231 gene, partial cds
12484	24843		2.12	7.0E-27	AV723365.1	EST_HUMAN	Homo sapiens Xq pseudautosomal region, segment 1/2
10627	23320	36558	2.75	6.0E-27	M26597.1	EST_HUMAN	AV723365 HTB Homo sapiens cDNA clone HTBAHE02_5'
11804	24394	37728	1.57	6.0E-27	U93163.1	NT	Human nuclear protein (B23) mRNA, complete cds Homo sapiens MAGE-B2 (MAGE-B2), MAGE-B3 (MAGE-B3), MAGE-B4 (MAGE-B4), and MAGE-B1 (MAGE-B1) genes, complete cds

Table 4

Single Exon Probes Expressed in Brain

Probe SEQ ID NO:	Exon SEQ ID NO:	ORF SEQ ID NO:	Expression Signal	Most Similar ("Top) Hit BLAST E Value	Top Hit Accession No.	Top Hit Database Source	Top Hit Descriptor
10137	22785	35966	2.82	5.0E-27	BF686614.1	EST_HUMAN	602121491F1 NIH_MGC_56 Homo sapiens cDNA clone IMAGE:4278527 5'
10137	22785	35967	2.82	5.0E-27	BF686614.1	EST_HUMAN	602121491F1 NIH_MGC_56 Homo sapiens cDNA clone IMAGE:4278527 5'
6645	19407	32421	1.65	4.0E-27	9910568	NT	Mus musculus sperm tail associated protein (Step), mRNA
7840	20535		1.07	4.0E-27	AL163209.2	NT	Homo sapiens chromosome 21 segment HS21C009
7883	20578		1.54	4.0E-27	AF078779.1	NT	Rattus norvegicus putative four repeat ion channel mRNA, complete cds
9644	22296	35491	0.7	4.0E-27	AW880859.1	EST_HUMAN	Q10-OT0033-070300-152-b10 OT0033 Homo sapiens cDNA
11604	24203	37525	1.88	4.0E-27	X89211.1	NT	H. sapiens DNA for endogenous retroviral like element
2034	14769	27499	4.61	3.0E-27	X60958.1	NT	R. rattus RYA3 mRNA for a potential ligand-binding protein
4238	16979	29604	1.06	3.0E-27	BE071924.1	EST_HUMAN	PMO-BT0527-090100-001-d11 BT0527 Homo sapiens cDNA
5282	18068	30697	6.24	3.0E-27	AA077705.1	EST_HUMAN	7B44C08 Chromosome 7 Fetal Brain cDNA Library Homo sapiens cDNA clone 7B44C08
7888	20361	33475	0.63	3.0E-27	BE070381.1	EST_HUMAN	7e33f02.x1 NCL_CGAP_Lu24 Homo sapiens cDNA clone IMAGE:3284283 3'
9205	22084	35256	2.93	3.0E-27	BF035327.1	EST_HUMAN	801488531F1 NIH_MGC_66 Homo sapiens cDNA clone IMAGE:3862086 5'
40	12868	25487	14.84	2.0E-27	AF054187.1	NT	Homo sapiens alpha NAC mRNA, complete cds
1888	14625		5.12	2.0E-27	AA565345.1	EST_HUMAN	nk01b10.s1 NCL_CGAP_P11 Homo sapiens cDNA clone IMAGE:1000689 similar to gb:M17886 60S
3107	15872		10.39	2.0E-27	AW629172.1	EST_HUMAN	h151h12.x1 Soares_NFL_T_GBC_S1 Homo sapiens cDNA clone IMAGE:2976879 3' similar to TR:O76040 O76040 ORF2: FUNCTION UNKNOWN. ;
3218	15981	28632	1.96	2.0E-27	AF111167.2	NT	Homo sapiens Jun dimerization protein gene, partial cds; cfos gene, complete cds; and unknown gene
3218	15981	28633	1.96	2.0E-27	AF111167.2	NT	Homo sapiens Jun dimerization protein gene, partial cds; cfos gene, complete cds; and unknown gene
4009	16755	29385	1.38	2.0E-27	AF000368.1	NT	Rattus norvegicus voltage-gated sodium channel mRNA, complete cds
6577	19340	32353	0.61	2.0E-27	H02655.1	EST_HUMAN	y33e01.r1 Soares placenta Nb2HP Homo sapiens cDNA clone IMAGE:150840 5' similar to SP:HMGC_MOUSE_Q02691 HOMEBOX PROTEIN ;
7989	20684	33810	1.65	2.0E-27	A1866347.1	EST_HUMAN	w28g07.x1 NCL_CGAP_U11 Homo sapiens cDNA clone IMAGE:2426268 3'
9169	21839		2.3	2.0E-27	AA551527.1	EST_HUMAN	nk08h05.s1 NCL_CGAP_Thy1 Homo sapiens cDNA clone IMAGE:943737 similar to contains L.13 L1 repetitive element ;
9691	22342	35536	0.76	2.0E-27	X60958.1	NT	R. rattus RYA3 mRNA for a potential ligand-binding protein
9895	22583	35782	1.28	2.0E-27	M78590.1	EST_HUMAN	EST00738 Fetal brain, Stratagene (cat#936206) Homo sapiens cDNA clone HFBCF07
9935	22683	35783	1.28	2.0E-27	M78590.1	EST_HUMAN	EST00738 Fetal brain, Stratagene (cat#936206) Homo sapiens cDNA clone HFBCF07
10875	23555	36802	4.11	2.0E-27	AU121685.1	EST_HUMAN	AU121685 MAMMA1 Homo sapiens cDNA clone MAMMA1000746 5'
11469	14625		3.31	2.0E-27	AA565345.1	EST_HUMAN	nk01b10.s1 NCL_CGAP_P11 Homo sapiens cDNA clone IMAGE:1000689 similar to gb:M17886 60S
428	13212		1.51	1.0E-27	AL163246.2	NT	Homo sapiens chromosome 21 segment HS21C046

Page 254 of 536  
Table 4

Single Exon Probes Expressed in Brain

Probe SEQ ID NO:	Exon SEQ ID NO:	ORF SEQ ID NO:	Expression Signal	Most Similar (Top) Hit BLAST E Value	Top Hit Accession No.	Top Hit Database Source	Top Hit Descriptor
878	13741	28404	1.34	1.0E-27	AB026898.1	NT	Homo sapiens DNA, DLEC1 to ORCTL4 gene region, section 1/2 (DLEC1, ORCTL3, ORCTL4 genes, complete cds)
4061	16806		0.98	1.0E-27	BE350127.1	EST_HUMAN	
6449	19217	32215	6.26	1.0E-27	6005855	NT	h09g01.x1 NCI_CGAP_Kid13 Homo sapiens cDNA clone IMAGE:3146256 3' similar to contains MER29.B3 complete cds
6771	19515	32542	1.98	1.0E-27	F30158.1	EST_HUMAN	MER29 repetitive element;
6771	19515	32542	1.98	1.0E-27	F30158.1	EST_HUMAN	Homo sapiens Rafina-derived POU-domain factor-1 (RPF-1), mRNA
6771	19515	32542	1.98	1.0E-27	F30158.1	EST_HUMAN	HSPD20461 HM3 Homo sapiens cDNA clone s4000095C10
6771	19515	32542	1.98	1.0E-27	F30158.1	EST_HUMAN	HSPD20461 HM3 Homo sapiens cDNA clone s4000095C10
6508	21200	34346	0.88	1.0E-27	AB007923.1	NT	Homo sapiens mRNA for KIAA0454 protein, partial cds
8884	21575		2.26	1.0E-27	BE079780.1	EST_HUMAN	RC8-B70827-140200-011-E08 B70627 Homo sapiens cDNA
9822	22275	35463	2.55	1.0E-27	D87449.1	NT	Human mRNA for KIAA0260 gene, partial cds
11704	24299	37825	3.51	1.0E-27	AF111093.1	NT	Bos taurus latrophilin 3 splice variant bbah mRNA, complete cds
137	12951		2.94	9.0E-28	BE348399.1	EST_HUMAN	hw17c11.x1 NCI_CGAP_Lu24 Homo sapiens cDNA clone IMAGE:3163188 3' similar to TR:Q07314 Q07314
303	13107	25747	3.31	9.0E-28	AU126260.1	EST_HUMAN	SECRETED NEUREXIN III-ALPHA-C PRECURSOR. [3] TR:Q07280 TR:Q07313 ;
10288	22837	36150	0.63	9.0E-28	AA174078.1	EST_HUMAN	AU126260 NT2RP1 Homo sapiens cDNA clone NT2RP-1000443 5'
11951	24504		4.85	9.0E-28	BF377859.1	EST_HUMAN	zp18g12.s1 Stratagene fetal retina 937202 Homo sapiens cDNA clone IMAGE:609862 3'
12286	25245		2.46	8.0E-28	AW157571.1	EST_HUMAN	CM2-TN0140-070900-372-g01 TN0140 Homo sapiens cDNA
1158	13913	26576	7.89	7.0E-28	AU142750.1	EST_HUMAN	au83h08.x1 Schneider fetal brain 00004 Homo sapiens cDNA clone IMAGE:2782911 3' similar to TR:O60302 O60302 KIAA0555 PROTEIN. ;contains element MER22 repetitive element;
1142	23809	37089	3.36	7.0E-28	11417866	NT	AU142750 Y79AA1 Homo sapiens cDNA clone Y79AA1000824 5'
11910	24474		2.78	7.0E-28	AV735349.1	EST_HUMAN	Homo sapiens gamma-glutamyltransferase-like activity 1 (GGTLA1), mRNA
8817	21509		0.97	6.0E-28	AF016052.1	NT	AV735348 CB Homo sapiens cDNA clone GBFAKA12 5'
12526	24873		2.35	6.0E-28	AA504562.1	EST_HUMAN	Homo sapiens zinc finger protein ZNF191 (ZNF191) gene, complete cds
310	13114		4.19	5.0E-28	AI921003.1	EST_HUMAN	aa60e03.r1 NCI_CGAP_GCB1 Homo sapiens cDNA clone IMAGE:825340 5' similar to contains Alu repetitive element;contains element PTR6 repetitive element;
3990	16738	28372	1.44	6.0E-28	R79762.1	EST_HUMAN	w078c07.x1 NCI_CGAP_Pam1 Homo sapiens cDNA clone IMAGE:2455892 3' similar to contains THR.b1 THR repetitive element;
2631	15343	28087	1.68	4.0E-28	AW195066.1	EST_HUMAN	y89f10.r1 Soares placenta N52HP Homo sapiens cDNA clone IMAGE:146443 5'
2978	15742	28389	0.78	4.0E-28	4505316	NT	xs33c09.x1 NCI_CGAP_Kid11 Homo sapiens cDNA clone IMAGE:2695504 3' similar to SW:GG85_HUMAN Q08379 GOLGIN-95. ;
3106	15871	28511	2.52	4.0E-28	BE409100.1	EST_HUMAN	601300703F1 NIH_MGC_21 Homo sapiens cDNA clone IMAGE:3636305 6'
7230	19815	32968	1.93	4.0E-28	AI198941.1	EST_HUMAN	qt66f10.x1 Soares testis_NHT Homo sapiens cDNA clone IMAGE:1755019 3' similar to gb.M19503 LINE-1 REVERSE TRANSCRIPTASE HOMOLOG (HUMAN);

Page 255 of 536  
Table 4

Single Exon Probes Expressed in Brain

Probe SEQ ID NO:	Exon SEQ ID NO:	ORF SEQ ID NO:	Expression Signal	Most Similar (Top) Hit BLAST E Value	Top Hit Accession No.	Top Hit Database Source	Top Hit Descriptor
10774	23457		3.08	4.0E-28	AF028308.1	NT	Homo sapiens chromosome 9 duplication of the T cell receptor beta locus and trypsinogen gene families
10928	23608		17.24	4.0E-28	AB038241.1	NT	Felis catus GAPDH mRNA for glyceraldehyde-3-phosphate dehydrogenase, complete cds
10950	19915	32988	4.75	4.0E-28	AI198941.1	EST_HUMAN	qf8f10.x1 Soares_testis_NHT Homo sapiens cDNA clone IMAGE:1755019 3' similar to gb:M19503 LINE-1 REVERSE TRANSCRIPTASE HOMOLOG (HUMAN);
12312	24734		1.84	4.0E-28	AW954244.1	EST_HUMAN	RC3-CT0254-240400-210-f12 CT0254 Homo sapiens cDNA
1260	14009		2.88	3.0E-28	AF156382.1	NT	Homo sapiens metalloprotease-like, disintegrin-like, cysteine-rich protein 2 epsilon (ADAM22) mRNA, complete cds
5051	17770		1.05	3.0E-28	AF009880.1	NT	Homo sapiens T cell receptor beta locus, TORBV753A2 to TORBV12S2 region
8728	21418	34562	1.89	3.0E-28	BF354030.1	EST_HUMAN	MR3-HT0713-280500-013-f09 HT0713 Homo sapiens cDNA
10853	23633	36778	2.09	3.0E-28	U63588.1	NT	Homo sapiens MHC class 1 region
12344	24751		3.62	3.0E-28	AI831991.1	EST_HUMAN	w98f07.x1 NCI_CGAP_Lym12 Homo sapiens cDNA clone IMAGE:2410885 3' similar to contains Alu repetitive element; contains element HGR repetitive element :
87	12913	25551	10.6	2.0E-28	BE062187.1	EST_HUMAN	RC1-BT0254-220300-019-c05 BT0254 Homo sapiens cDNA
1023	13783	28444	0.86	2.0E-28	4501912	NT	Homo sapiens a disintegrin and metalloproteinase domain 23 (ADAM23) mRNA
1142	13897	26558	16.03	2.0E-28	Y11107.3	NT	Homo sapiens ITGB4 gene for Integrin beta 4 subunit, exons 3-41
2481	15199	27639	2.1	2.0E-28	AI948634.1	EST_HUMAN	qc35906.x1 NCI_CGAP_Lu5 Homo sapiens cDNA clone IMAGE:1910483 3' similar to contains L1.b2 L1 repetitive element;
6215	18989	31966	1.33	2.0E-28	BF224402.1	EST_HUMAN	hr76c03.x1 NCI_CGAP_Kid11 Homo sapiens cDNA clone IMAGE:3134404 3' similar to contains LOR1.b1 LOR1 repetitive element;
6238	19012		5.07	2.0E-28	BF212905.1	EST_HUMAN	601814196F1 NIH_MGC_54 Homo sapiens cDNA clone IMAGE:4048761 5'
7843	20638	33766	0.71	2.0E-28	AF005273.1	NT	Sus scrofa domestica submaxillary apomucin mRNA, complete cds
9484	22137		5.54	2.0E-28	AW972305.1	EST_HUMAN	EST384394 IMAGE resequences, MAGL Homo sapiens cDNA
11614	24212	37538	1.84	2.0E-28	AF224689.1	NT	Homo sapiens mannosidase, beta A, lysosomal (MANBA) gene, and ubiquitin-conjugating enzyme E2D 3 (UBE2D3) genes, complete cds
12322	24741		2.22	2.0E-28	H06378.1	EST_HUMAN	yf79c09.r1 Soares infant brain 1N1B Homo sapiens cDNA clone IMAGE:44300 5'
1461	14208	26895	2.84	1.0E-28	D98044.1	NT	Human gene for Ah-receptor, exon 7-9
2217	14945	27685	2.37	1.0E-28	BF333236.1	EST_HUMAN	QV1-BT0821-120900-360-b03 BT0821 Homo sapiens cDNA
7759	20455		3.2	1.0E-28	11429885	NT	Homo sapiens similar to ribosomal protein L12 (H. sapiens) (LOC63091), mRNA
7817	20612		3.3	1.0E-28	8922793	NT	Homo sapiens hypothetical protein FLJ10968 (FLJ10968), mRNA
9178	21848	35014	4.84	1.0E-28	AA308744.1	EST_HUMAN	EST179615 HCC cell line (metastasis to liver in mouse) II Homo sapiens cDNA 5' end similar to similar to retroviral LTR
9776	22427	35633	8.73	1.0E-28	4769431	NT	Homo sapiens gamma-glutamyltransferase-like activity 1 (GGT1A1), mRNA
9778	22427	35634	8.73	1.0E-28	4759431	NT	Homo sapiens gamma-glutamyltransferase-like activity 1 (GGT1A1), mRNA

Page 256 of 536  
Table 4

Single Exon Probes Expressed in Brain

Probe SEQ ID NO:	Exon SEQ ID NO:	ORF SEQ ID NO:	Expression Signal	Most Similar (Top) Hit BLAST E Value	Top Hit Accession No.	Top Hit Database Source	Top Hit Descriptor
10422	23068		0.53	1.0E-28	AU149356.1	EST_HUMAN	AU149356 NT2RM4 Homo sapiens cDNA clone NT2RM4002146 3'
11915	24478		7.79	1.0E-28	AA054182.1	EST_HUMAN	z51c01.r1 Soares retina N2b4HR Homo sapiens cDNA clone IMAGE:380448 5'
12651	25143		1.88	1.0E-28	AL163247.2	NT	Homo sapiens chromosome 21 segment HS21C047
12749	26346	30603	3.18	9.0E-29	AW663987.1	EST_HUMAN	h176906.x1 Soares_NFL_T_GBC_S1 Homo sapiens cDNA clone IMAGE:2978266 3'
12436	24808		3.32	8.0E-29	Q00130	SWISSPROT	HYPOTHEtical GENE 50 PROTEIN
1598	14344	27034	1.37	7.0E-29	AW966447.1	EST_HUMAN	EST1378521 MAGe resequences, MAGI Homo sapiens cDNA
12794	26045		7.13	7.0E-29	AJ132352.1	NT	Rattus norvegicus mRNA for 45 kDa secretory protein, partial
581	13361	25989	16.66	6.0E-29	A1936748.1	EST_HUMAN	wp69b01.x1 NCI_CGAP_Bm25 Homo sapiens cDNA clone IMAGE:2466985 3' similar to TR:O15475
12201	24869		8.09	6.0E-29	BE940436.1	EST_HUMAN	O15475 UNNAMED HERV-H PROTEIN ;contains LTR7.b1 LTR7 repetitive element ;
12288	24717		1.72	6.0E-29	BF566897.1	EST_HUMAN	RC3-UT0062-210800-021-c05 UT0062 Homo sapiens cDNA
8630	21322		5.36	5.0E-29	AW887541.1	EST_HUMAN	6021B4092F1 NIH_MGC_42 Homo sapiens cDNA clone IMAGE:4300079 5'
3226	16989		1.84	4.0E-29	A1752387.1	EST_HUMAN	RC3-OT0091-170300-011-c12 OT0091 Homo sapiens cDNA
6919	18704		7.91	4.0E-29	BE164930.1	EST_HUMAN	cn15c02.x1 Normal Human Trabecular Bone Cells Homo sapiens cDNA clone NHTBC_cn15c02 random
7979	20674	33797	0.55	4.0E-29	A1678101.1	EST_HUMAN	QV1-HT0471-280300-121-e05 HT0471 Homo sapiens cDNA
7979	20674	33798	0.55	4.0E-29	A1678101.1	EST_HUMAN	wd35g06.x1 Soares_NFL_T_GBC_S1 Homo sapiens cDNA clone IMAGE:2330170 3' similar to contains
8644	21336	34480	6.21	4.0E-29	J04988.1	NT	MER29.l2 MER29 repetitive element ;
4381	17118	29751	1.4	3.0E-29	AB042297.1	NT	wd35g06.x1 Soares_NFL_T_GBC_S1 Homo sapiens cDNA clone IMAGE:2330170 3' similar to contains
4684	17418	30054	1.07	3.0E-29	BF333236.1	EST_HUMAN	Human 80 kD heat shock protein gene, complete cds
5841	18829	31564	1.18	3.0E-29	BE314018.1	EST_HUMAN	Homo sapiens PTS gene for 6-pyruvoyltetrahydropterin synthase, complete cds
8632	21324	34465	2.87	3.0E-29	D39044.1	NT	QV1-BT0821-120900-360-b03 BT0821 Homo sapiens cDNA
9200	21869	36034	1.69	3.0E-29	AW303317.1	EST_HUMAN	601162657F1 NIH_MGC_19 Homo sapiens cDNA clone IMAGE:3508527 5'
6431	22109		1.87	3.0E-29	AL163246.2	NT	Human gene for Ah-receptor, exon 7-9
9859	22509		0.61	3.0E-29	BE360127.1	EST_HUMAN	xv1 7f03.x1 Soares_NFL_T_GBC_S1 Homo sapiens cDNA clone IMAGE:2813405 3' similar to contains Alu repetitive element;contains MER19.l2 MER19 repetitive element ;
11235	23698	37185	1.47	3.0E-29	AA403053.1	EST_HUMAN	Homo sapiens chromosome 21 segment HS21C046
12102	24600		1.53	3.0E-29	D63882.1	NT	h09g01.x1 NCI_CGAP_Kid13 Homo sapiens cDNA clone IMAGE:3148256 3' similar to contains MER29.b3 MER29 repetitive element ;
12769	25376		7.53	3.0E-29	AA016177.1	EST_HUMAN	z62b01.r1 Soares testis NHT Homo sapiens cDNA clone IMAGE:726989 5' similar to TR:G1336769
480	13265	25900	1.72	2.0E-29	AF084869.1	NT	G1336769 GAG-POL POLYPROTEIN ; Human HsLJM15 mRNA for HsLJM15, complete cds
							z32c09.s1 Soares retina N2b4HR Homo sapiens cDNA clone IMAGE:360712 3'
							Homo sapiens envelope protein RIC-6 (env) gene, complete cds

Page 257 of 536  
Table 4

Single Exon Probes Expressed In Brain

Probe SEQ ID NO:	Exon SEQ ID NO:	ORF SEQ ID NO:	Expression Signal	Most Similar (Top) Hit BLAST E Value	Top Hit Accession No.	Top Hit Database Source	Top Hit Descriptor
480	13265	26901	1.72	2.0E-28	AF084869.1	NT	Homo sapiens envelope protein RIC-6 (env) gene, complete cds
1523	14270	26955	6.62	2.0E-28	AI963604.1	EST_HUMAN	wf65410.x1 NCI_CGAP_U11 Homo sapiens cDNA clone IMAGE:2492563 3' similar to TR:O15546 O15546 HERV-E ENVELOPE GLYCOPROTEIN;
1523	14270	26956	6.62	2.0E-28	AI963604.1	EST_HUMAN	wf65410.x1 NCI_CGAP_U11 Homo sapiens cDNA clone IMAGE:2492563 3' similar to TR:O15546 O15546 HERV-E ENVELOPE GLYCOPROTEIN;
4246	16987	29610	1.63	2.0E-28	AL163286.2	NT	Homo sapiens chromosome 21 segment HS21C068 repetitive element;
5735	16527	31449	0.99	2.0E-28	AI082459.1	EST_HUMAN	wf27g07.x1 Soares_NFL_T_GBC_S1 Homo sapiens cDNA clone IMAGE:2356860 3' similar to contains element MER6 repetitive element;
6087	18865	31830	1.48	2.0E-28	AI080418.1	EST_HUMAN	wf27g07.x1 Soares_NFL_T_GBC_S1 Homo sapiens cDNA clone IMAGE:2356860 3' similar to contains element MER6 repetitive element;
7459	18865	31830	1.36	2.0E-28	AI080418.1	EST_HUMAN	wf27g07.x1 Soares_NFL_T_GBC_S1 Homo sapiens cDNA clone IMAGE:2356860 3' similar to contains element MER6 repetitive element;
7876	20571	33698	1.16	2.0E-28	BE367157.1	EST_HUMAN	601442206F1 NIH_MGC_65 Homo sapiens cDNA clone IMAGE:3846648 5'
8477	21169	34313	0.63	2.0E-28	10567821	NT	Homo sapiens DNA-binding protein (LOC56242), mRNA
8477	21169	34314	0.63	2.0E-28	10567821	NT	Homo sapiens DNA-binding protein (LOC56242), mRNA
9408	22070	35241	3.61	2.0E-28	AL163248.2	NT	Homo sapiens chromosome 21 segment HS21C048
9408	22070	35242	3.61	2.0E-28	AL163248.2	NT	Homo sapiens chromosome 21 segment HS21C048
10139	22787	35969	3.61	2.0E-28	AL163248.2	NT	Homo sapiens chromosome 21 segment HS21C048
10139	22787	36000	3.61	2.0E-28	AL163248.2	NT	Homo sapiens chromosome 21 segment HS21C048
10877	23557	36804	1.31	2.0E-28	BF025947.1	EST_HUMAN	601669834F1 NIH_MGC_20 Homo sapiens cDNA clone IMAGE:3962833 6'
11459	24063		2.04	2.0E-28	11425108	NT	Homo sapiens splicing factor similar to dnaJ (SPF31), mRNA
11499	24100		1.73	2.0E-28	AW880701.1	EST_HUMAN	QV0-OT0032-080300-155-d01 OT0032 Homo sapiens cDNA
8691	21383	34827	7.37	1.0E-28	AW983880.1	EST_HUMAN	RC1-HN0003-220300-021-b04 HN0003 Homo sapiens cDNA
10518	23164	36391	0.85	1.0E-28	X60658.1	NT	R_rectus_RYA3 mRNA for a potential ligand-binding protein
6487	19254	32255	2.97	9.0E-30	AA761215.1	EST_HUMAN	n220c07.s1 NCI_CGAP_GCB1 Homo sapiens cDNA clone IMAGE:1288332 3' similar to contains MER4.b1 MER4 repetitive element;
11992	24531		1.76	9.0E-30	11422745	NT	Homo sapiens zinc/ferritin regulated transporter-like (ZIRTL), mRNA
6227	19001		6.94	8.0E-30	F08688.1	EST_HUMAN	HSC23F051 normalized infant brain cDNA Homo sapiens cDNA clone c-23f05
8168	20862	33994	3.72	8.0E-30	AA383873.1	EST_HUMAN	EST197317 Thymus 1 Homo sapiens cDNA 5' end similar to EST containing O family repeat
8593	21275	34412	3.1	8.0E-30	AI557072.1	EST_HUMAN	PT2.1_13_B11.r tumor2 Homo sapiens cDNA 3'
1605	14251		1.03	7.0E-30	BE091133.1	EST_HUMAN	PM4-B10724-150400-004-d11 B10724 Homo sapiens cDNA
1766	14508	27209	1.73	6.0E-30	D259303.1	NT	Human mRNA for integrin alpha subunit, complete cds
3185	15948	28598	2.3	6.0E-30	BE006026.1	EST_HUMAN	QV0-BN0147-290400-214-f12 BN0147 Homo sapiens cDNA
10437	23063	36310	0.48	6.0E-30	AF177227.1	NT	Homo sapiens CTCL tumor antigen se20-10 mRNA, partial cds

Page 258 of 536  
Table 4  
Single Exon Probes Expressed in Brain

Probe SEQ ID NO:	Exon SEQ ID NO:	ORF SEQ ID NO:	Expression Signal	Most Similar (Top) Hit BLAST E Value	Top Hit Accession No.	Top Hit Database Source	Top Hit Descriptor
12769	17897		3.38	6.0E-30	X51755.1	NT	Human lambda-de-immunoglobulin constant region complex (germline)
3994	16742	28376	26.19	5.0E-30	A1398992.1	EST_HUMAN	ig92g03.x1 NCI_CGAP_CELL1 Homo sapiens cDNA clone IMAGE:2116276 3' similar to contains Alu repetitive element;
5189	26176		5.44	6.0E-30	U87931.1	NT	Human aconitase hydratase (ACO2) gene, exon 7
10802	23485		1.95	5.0E-30	AL163276.2	NT	Homo sapiens chromosome 21 segment HS21C078
11103	23773	37047	2.47	5.0E-30	AL163210.2	NT	Homo sapiens chromosome 21 segment HS21C010
11103	23773	37048	2.47	5.0E-30	AL163210.2	NT	Homo sapiens chromosome 21 segment HS21C010
2139	14869	27599	1.72	4.0E-30	AW937471.1	EST_HUMAN	QV3-DT0049-090200-080-c06 DT0043 Homo sapiens cDNA
2139	14869	27600	1.72	4.0E-30	AW937471.1	EST_HUMAN	QV3-DT0043-090200-080-c06 DT0043 Homo sapiens cDNA
6756	17925	30560	0.63	4.0E-30	P11369	SWISSPROT	RETROVIRUS-RELATED POL POLYPROTEIN [CONTAINS: REVERSE TRANSCRIPTASE ; ENDONUCLEASE]
8803	21495	34641	2.82	4.0E-30	AW812488.1	EST_HUMAN	GM1-ST0181-091199-035-f08 ST0181 Homo sapiens cDNA
1129	13885		2.11	3.0E-30	A1338551.1	EST_HUMAN	qq8c05.x1 Soares_total_fetus_Nb2HF8_0w Homo sapiens cDNA clone IMAGE:1698620 3' similar to contains MER29.b2 MER29 repetitive element ;
3740	19493	29128	0.93	3.0E-30	AF128893.1	NT	Homo sapiens telomerase reverse transcriptase (TERT) gene, exons 1-6
7852	20547		0.58	3.0E-30	AF078779.1	NT	Rattus norvegicus putative four repeat ion channel mRNA, complete cds
8385	21078		0.48	3.0E-30	AF078779.1	NT	Rattus norvegicus putative four repeat ion channel mRNA, complete cds
10333	22980	36200	1.7	3.0E-30	BE350127.1	EST_HUMAN	ht09g01.x1 NCI_CGAP_K1d13 Homo sapiens cDNA clone IMAGE:3148266 3' similar to contains MER29.b3
10465	23111	36342	0.53	3.0E-30	AB032969.1	NT	MER29 repetitive element ;
10465	23111	36343	0.53	3.0E-30	AB032969.1	NT	Homo sapiens mRNA for KIAA1143 protein, partial cds
11168	23835	37116	2.48	3.0E-30	P34056	SWISSPROT	Homo sapiens mRNA for KIAA1143 protein, partial cds
660	13436	26077	0.92	2.0E-30	AW857315.1	EST_HUMAN	TRANSCRIPTION FACTOR AP-2
1052	13820		3.11	2.0E-30	F08698.1	EST_HUMAN	GM0-CT0307-310100-158-h03 CT0307 Homo sapiens cDNA
1492	14209	26896	5.31	2.0E-30	BE179877.1	EST_HUMAN	HSC23F051 normalized infant brain cDNA Homo sapiens cDNA clone c-23f05
2720	15427	28165	8	2.0E-30	BE765232.1	EST_HUMAN	RC5-HT0582-110400-013-H08 HT0582 Homo sapiens cDNA
2920	15686	28331	6.39	2.0E-30	AF114156.1	NT	IL2-NT0101-280700-116-E04 NT0101 Homo sapiens cDNA
3769	16521	29160	2.26	2.0E-30	AW206861.1	EST_HUMAN	Homo sapiens Y-linked zinc finger protein (ZFY) gene, complete cds
4727	17459	30095	1.51	2.0E-30	BE298945.1	EST_HUMAN	UIH-B11-efo-c-12-0-UJ.s1 NCI_CGAP_Sub3 Homo sapiens cDNA clone IMAGE:2722558 3'
4727	17459	30096	1.51	2.0E-30	BE298945.1	EST_HUMAN	601119860F1 NIH_MGC_17 Homo sapiens cDNA clone IMAGE:3029438 5'
6660	19420	32435	0.55	2.0E-30	BF306837.1	EST_HUMAN	601119860F1 NIH_MGC_17 Homo sapiens cDNA clone IMAGE:3029438 5'
8375	21068	34208	0.45	2.0E-30	AA019103.1	EST_HUMAN	601893208F1 NIH_MGC_17 Homo sapiens cDNA clone IMAGE:4138993 5'
8435	21128	34265	4.66	2.0E-30	C18939.1	EST_HUMAN	zs58c10.t1 Soares retina N2b4HR Homo sapiens cDNA clone IMAGE:363188 5'
							C18939 Human placenta cDNA (TFujiwara) Homo sapiens cDNA clone GEN-570C01 5'



Page 259 of 536  
Table 4

Single Exon Probes Expressed in Brain

Probe SEQ ID NO:	Exon SEQ ID NO:	ORF SEQ ID NO:	Expression Signal	Most Similar (Top) Hit BLAST E Value	Top Hit Accession No.	Top Hit Database Source	Top Hit Descriptor
8533	21225	34366	3.61	2.0E-30	BE670617.1	EST_HUMAN	7e37c12.x1 NCI_CGAP_Lu24 Homo sapiens cDNA clone IMAGE:3284662 3' similar to SW:DHSA_HUMAN P31040 SUCCINATE DEHYDROGENASE [UBIQUINONE] FLAVOPROTEIN SUBUNIT PRECURSOR ;
8533	21225	34367	3.61	2.0E-30	BE670617.1	EST_HUMAN	7e37c12.x1 NCI_CGAP_Lu24 Homo sapiens cDNA clone IMAGE:3284662 3' similar to SW:DHSA_HUMAN P31040 SUCCINATE DEHYDROGENASE [UBIQUINONE] FLAVOPROTEIN SUBUNIT PRECURSOR ;
8897	22547	35741	3.62	2.0E-30	AW971658.1	EST_HUMAN	EST1383657 MAGE resequencs, MAGL Homo sapiens cDNA
8982	22630	35839	7.37	2.0E-30	AW470791.1	EST_HUMAN	hs33406.x1 NCI_CGAP_Kid12 Homo sapiens cDNA clone IMAGE:2875499 3' similar to contains THR.b3 THR repetitive element ;
280	13087	25729	16.33	1.0E-30	C18939.1	EST_HUMAN	C18939 Human placenta cDNA (Tfujwara) Homo sapiens cDNA clone GEN-570C01 5'
525	13309	25942	2.34	1.0E-30	AW468997.1	EST_HUMAN	hd30504.x1 Soares_NFL_T_GBC_S1 Homo sapiens cDNA clone IMAGE:2910991 3' similar to contains MER1.b3 MER1 MER1 repetitive element ;
609	13474	26122	2.62	1.0E-30	AL163203.2	NT	C18939 Human placenta cDNA (Tfujwara) Homo sapiens cDNA clone GEN-570C01 5'
2209	14937	27676	7.16	1.0E-30	AA664377.1	EST_HUMAN	Homo sapiens chromosome 21 segment HSZ1C003
2484	15182	27921	2.01	1.0E-30	BF347728.1	EST_HUMAN	ec77808.t1 Stratagene lung (#937210) Homo sapiens cDNA clone IMAGE:868599 3'
3050	16816	28461	0.94	1.0E-30	AA315045.1	EST_HUMAN	602022560.F1 NCI_CGAP_Brn67 Homo sapiens cDNA clone IMAGE:4157981 5'
7624	20290	33399	2.46	1.0E-30	BF183230.1	EST_HUMAN	EST186968 HCC cell line (metastasis to liver in mouse) II Homo sapiens cDNA 5' end
12581	25288		6.95	1.0E-30	H55593.1	EST_HUMAN	601808932.F1 NIH_MGC_18 Homo sapiens cDNA clone IMAGE:4049694 5'
3748	16501	29135	0.81	9.0E-31	T73025.1	EST_HUMAN	CHR220532 Chromosome 22 exon Homo sapiens cDNA clone C22_728 5'
3748	16501	29136	0.81	9.0E-31	T73025.1	EST_HUMAN	ys65a06.t1 Stratagene liver (#937224) Homo sapiens cDNA clone IMAGE:85570 5'
8223	20917	34053	0.81	9.0E-31	R18214.1	EST_HUMAN	ys65a06.t1 Stratagene liver (#937224) Homo sapiens cDNA clone IMAGE:85570 5'
8223	20917	34054	0.81	9.0E-31	R18214.1	EST_HUMAN	ys65a06.t1 Stratagene liver (#937224) Homo sapiens cDNA clone IMAGE:85570 5'
8522	21214		1.63	9.0E-31	Z38293.1	EST_HUMAN	y99b08.r1 Soares infant brain 1N1B Homo sapiens cDNA clone IMAGE:30566 5' similar to gb:X12953 RAS-RELATED PROTEIN RAB-2 (HUMAN);
8524	21216	34369	0.48	8.0E-31	AF078779.1	NT	y99b08.r1 Soares infant brain 1N1B Homo sapiens cDNA clone IMAGE:30566 5' similar to gb:X12953 RAS-RELATED PROTEIN RAB-2 (HUMAN);
1054	13813	26473	2.41	8.0E-31	8923399	NT	HSC05F032 normalized infant brain cDNA Homo sapiens cDNA clone c-05f03 3'
2414	15135		4.6	8.0E-31	AL163208.2	NT	Rattus norvegicus putative four repeat ion channel mRNA, complete cds
4861	17590	30213	1.43	8.0E-31	P23275	SWISSPROT	Homo sapiens hypodermal protein FLJ20420 (FLJ20420), mRNA
4861	17590	30214	1.43	8.0E-31	P23275	SWISSPROT	Homo sapiens chromosome 21 segment HSZ1C008
2674	15383	28123	3.29	7.0E-31	BE326517.1	EST_HUMAN	OLFACTORY RECEPTOR 15 (OR3)
2674	15383	28124	3.29	7.0E-31	BE326517.1	EST_HUMAN	OLFACTORY RECEPTOR 16 (OR3)
8300	20994	34130	0.96	7.0E-31	AF208541.1	NT	hw05a11.x1 NCI_CGAP_Lu24 Homo sapiens cDNA clone IMAGE:3182012 3'
8300	20994	34131	0.96	7.0E-31	AF208541.1	NT	hw05a11.x1 NCI_CGAP_Lu24 Homo sapiens cDNA clone IMAGE:3182012 3'
8300	20994	34130	0.96	7.0E-31	AF208541.1	NT	Homo sapiens V1-vascular vasopressin receptor AVPR1A gene, promoter region and partial cds
8300	20994	34131	0.96	7.0E-31	AF208541.1	NT	Homo sapiens V1-vascular vasopressin receptor AVPR1A gene, promoter region and partial cds

Page 260 of 536  
Table 4

Single Exon Probes Expressed in Brain

Probe SEQ ID NO:	Exon SEQ ID NO:	ORF SEQ ID NO:	Expression Signal	Most Similar (Top) Hit BLAST E Value	Top Hit Accession No.	Top Hit Database Source	Top Hit Descriptor
9166	21836		0.94	7.0E-31	BE408611.1	EST_HUMAN	601304125F1 NIH_MGC_21 Homo sapiens cDNA clone IMAGE:3638310 5'
12434	24805	31044	2.26	7.0E-31	X81755.1	NT	Human lambda-immunoglobulin constant region complex (germline)
3667	16420		2.66	6.0E-31	AF223391.1	NT	Homo sapiens calcium channel alpha1E subunit (CACNA1E) gene, exons 7-49, and partial cds, alternatively spliced
8053	20747		4.37	6.0E-31	AF055066.1	NT	Homo sapiens MHC class 1 region
8229	20923	34082	0.66	6.0E-31	BE350127.1	EST_HUMAN	h09g01.x1 NCI_CGAP_K1d13 Homo sapiens cDNA clone IMAGE:3148256 3' similar to contains MER29 b3
12169	25185		1.98	6.0E-31	BE894488.1	EST_HUMAN	MER29 repetitive element;
187	13000	25840	3.58	5.0E-31	IM60694.1	NT	Homo sapiens type I DNA topoisomerase gene, exon 8
187	13000	25841	3.58	5.0E-31	IM60694.1	NT	Homo sapiens type I DNA topoisomerase gene, exon 8
8344	21037		0.73	5.0E-31	BF056640.1	EST_HUMAN	7k06f04.x1 NCI_CGAP_GC6 Homo sapiens cDNA clone IMAGE:3443479 3' similar to TR:Q13537 Q13537 SIMILAR TO POGO ELEMENT; contains L1.t1 L1 repetitive element;
582	13362		5.18	4.0E-31	AJ271735.1	NT	Homo sapiens Xq pseudautosomal region; segment 1/2
1606	14352	27040	0.91	4.0E-31	Q10473	SWISSPROT	POLYPEPTIDE N-ACETYL GALACTOSAMINYL TRANSFERASE (PROTEIN-UDP ACETYL GALACTOSAMINYL TRANSFERASE) (UDP-GALNAc:POLYPEPTIDE, N-ACETYL GALACTOSAMINYL TRANSFERASE) (GALNAc-T1)
1810	14550		1.57	4.0E-31	AL163280.2	NT	Homo sapiens chromosome 21 segment HS21C080
2792	15497		1.23	4.0E-31	5730038	NT	Homo sapiens SET domain and tripartite transposase fusion gene (SETMAR) mRNA
12205	24872		1.86	4.0E-31	AJ230125.1	NT	Homo sapiens GGT1 gene, exon 1
12457	24826		1.86	4.0E-31	11430273	NT	Homo sapiens KIAA0569 gene product (KIAA0569), mRNA
7239	18924	32999	12.23	3.0E-31	4828853	NT	Homo sapiens NADH dehydrogenase (ubiquinone) 1 beta subcomplex, 8 (19kD, ASH1) (NDUFB8) mRNA
7393	20072	33151	1.26	3.0E-31	11420329	NT	Homo sapiens hypothetical protein FLJ10842 (FLJ10842), mRNA
8061	20765		2	3.0E-31	AL163206.2	NT	Homo sapiens chromosome 21 segment HS21C006
9479	22132	35312	3.7	3.0E-31	D14523.1	NT	Horse mRNA for ferritin L-chain, complete cds
10498	23144	36371	0.54	3.0E-31	AA421242.1	EST_HUMAN	z06404.t1 Soares_testis_NHT Homo sapiens cDNA clone IMAGE:731047 5'
10527	23224	36459	2.04	3.0E-31	PI11174	SWISSPROT	40S RIBOSOMAL PROTEIN S15 (R1G PROTEIN)
11101	23771		3.65	3.0E-31	BF038327.1	EST_HUMAN	601458531F1 NIH_MGC_66 Homo sapiens cDNA clone IMAGE:3862066 5'
12819	25059		1.66	3.0E-31	AB037763.1	NT	Homo sapiens mRNA for KIAA1342 protein, partial cds
1910	14647	27358	1.37	2.0E-31	AW639171.1	EST_HUMAN	QV2-LT0051-260300-111-403 LT0051 Homo sapiens cDNA
2211	14939	27877	1.09	2.0E-31	A1933388.1	EST_HUMAN	ig44g05.x1 Soares_NFL_T_GBC_S1 Homo sapiens cDNA clone IMAGE:2111872 3'
2339	15062	27800	1.89	2.0E-31	AL119245.1	EST_HUMAN	DKFZp761G1513_r1 781 (synonym: hamy2) Homo sapiens cDNA clone DKFZp761G1513 5'
2442	15161	27898	4.01	2.0E-31	AA458824.1	EST_HUMAN	aa88f11.s1 StrataGene fetal retina 937202 Homo sapiens cDNA clone IMAGE:839413 3' similar to contains THR.12 THR repetitive element;

Table 4

Single Exon Probes Expressed in Brain

Probe SEQ ID NO:	Exon SEQ ID NO:	ORF SEQ ID NO:	Expression Signal	Most Similar (Top) Hit BLAST E Value	Top Hit Accession No.	Top Hit Database Source	Top Hit Descriptor
5193	18001	30824	0.81	2.0E-31	AW444496.1	EST_HUMAN	UH-H1B3-ekb-f-09-0-UJ.s1 NCI_CGAP_Sub5 Homo sapiens cDNA clone IMAGE:2733833 3'
5624	18421	31334	3.57	2.0E-31	BE350127.1	EST_HUMAN	h109g01.x1 NCI_CGAP_Kid13 Homo sapiens cDNA clone IMAGE:3146256 3' similar to contains MER29.b3 MER29 repetitive element;
8975	21665		2.05	2.0E-31	AA877764.1	EST_HUMAN	nr06804.s1 NCI_CGAP_Co10 Homo sapiens cDNA clone IMAGE:1161055 3' similar to TR:Q13537 Q13537 MER37 TRANSPORTABLE ELEMENT, COMPLETE CONSENSUS SEQUENCE.;
9107	21795	34959	3.64	2.0E-31	7661635	NT	Homo sapiens B9 protein (B9), mRNA
9808	22457	36661	0.94	2.0E-31	AV710948.1	EST_HUMAN	AV710948 Cu Homo sapiens cDNA clone CuAALB07 5'
8806	22457	35662	0.94	2.0E-31	AV710948.1	EST_HUMAN	AV710948 Cu Homo sapiens cDNA clone CuAALB07 5'
9975	22823	35629	2.35	2.0E-31	BE408611.1	EST_HUMAN	601304125F1 NIH_MGC_21 Homo sapiens cDNA clone IMAGE:36388310 6'
9976	22823	36630	2.35	2.0E-31	BE408611.1	EST_HUMAN	601304125F1 NIH_MGC_21 Homo sapiens cDNA clone IMAGE:36388310 6'
12144	24632		1.56	2.0E-31	AF148512.1	NT	Homo sapiens hexokinase II gene, promoter region
12279	25413		1.75	2.0E-31	AI114527.1	EST_HUMAN	HA1110 Human fetal liver cDNA library Homo sapiens cDNA
16	12842	25456	11.09	1.0E-31	U93163.1	NT	Homo sapiens MAGE-B2 (MAGE-B2), MAGE-B3 (MAGE-B3), MAGE-B4 (MAGE-B4), and MAGE-B1 (MAGE-B1) genes, complete cds
1658	14404	27092	1.35	1.0E-31	O95371	SWISSPROT	OLFACTORY RECEPTOR 2C1
1658	14404	27093	1.35	1.0E-31	O95371	SWISSPROT	OLFACTORY RECEPTOR 2C1
1668	14404	27094	1.35	1.0E-31	O95371	SWISSPROT	OLFACTORY RECEPTOR 2C1
4592	17327	28952	1.15	1.0E-31	AL134376.1	EST_HUMAN	DKFZp547B235_r1 547 (synonym: hbr1) Homo sapiens cDNA clone DKFZp547B235 5'
4592	17327	28953	1.15	1.0E-31	AL134376.1	EST_HUMAN	DKFZp547B235_r1 547 (synonym: hbr1) Homo sapiens cDNA clone DKFZp547B235 5'
5210	18018	30640	3.79	1.0E-31	AW391679.1	EST_HUMAN	MRS-S10220-151289-028-a08_1 ST0220 Homo sapiens cDNA
6042	18822	31782	2.2	1.0E-31	AF048727.1	NT	Homo sapiens minisatellite ceb1 repeat region
7189	19875	32948	1	1.0E-31	AF128145.1	NT	Bos taurus xenobiotic/medium-chain fatty acid:CoA ligase form XL-III mRNA, nuclear mRNA encoding mitochondrial protein, complete cds
10136	22784	35995	0.51	1.0E-31	U93163.1	NT	Homo sapiens MAGE-B2 (MAGE-B2), MAGE-B3 (MAGE-B3), MAGE-B4 (MAGE-B4), and MAGE-B1 (MAGE-B1) genes, complete cds
10833	23515	36757	2.7	1.0E-31	A1086434.1	EST_HUMAN	qf21h03.x1 NCI_CGAP_Brm25 Homo sapiens cDNA clone IMAGE:1750709 3' similar to TR:Q16595 Q16595 FRATAxin.;
11830	24414	37752	1.48	1.0E-31	U68061.1	NT	Human germline T-cell receptor beta chain TCRBV17S1A1T, TCRBV2S1, TCRBV10S1P, TCRBV28S1P, TCRBV19S1P, TCRBV15S1, TCRBV11S1A1T, HVB relic, TCRBV28S1P, TCRBV34S1, TCRBV14S1, TCRBV3S1, TCRBV4S1A1T, TRY4, TRY5, TRY6, TRY7, TRY8, TCRBD1, TCRB1S1, TCRB1S2, >
6542	19307	32312	2.38	9.0E-32	AV723976.1	EST_HUMAN	AV723976 HTB Homo sapiens cDNA clone HTBAAAG01 5'
7492	20164		0.66	9.0E-32	11430822	NT	Homo sapiens hypothetical protein FLJ11294 (FLJ11294), mRNA
2070	14802	27530	2.48	8.0E-32	AI056770.1	EST_HUMAN	oz15a09.x1 Soares_fetal_liver_spleen_1NFLS_S1 Homo sapiens cDNA clone IMAGE:1675384 3'

Page 262 of 536  
Table 4  
Single Exon Probes Expressed in Brain

Probe SEQ ID NO:	Exon SEQ ID NO:	ORF SEQ ID NO:	Expression Signal	Most Similar (Top) Hit BLAST E Value	Top Hit Accession No.	Top Hit Database Source	Top Hit Descriptor
6394	18194	30887	0.97	8.0E-32	AW997214.1	EST_HUMAN	RC2-BN0048-200300-016-e04 BN0048 Homo sapiens cDNA
4807	17538	30161	0.98	7.0E-32	P52591	SWISSPROT	NUCLEAR ENVELOPE PORE MEMBRANE PROTEIN POM 121 (PORE MEMBRANE PROTEIN OF 121 KD) (P145)
12122	24814		8.19	7.0E-32	X17283.1	NT	Human chromosome 22 immunoglobulin V(K) gene, part with 5' breakpoint between orphon and neighbouring non-amplified region
2735	15442	28180	1.01	6.0E-32	A1478104.1	EST_HUMAN	tm34a10.x1 NC1_CGAP_Kid11 Homo sapiens cDNA clone IMAGE:2159994 3' similar to contains MER29.t3
7266	19950		1.47	6.0E-32	BE88016.1	EST_HUMAN	MER29 repetitive element ;
1011	13771	28431	16.78	5.0E-32	AF116927.1	EST_HUMAN	601611630F1 NIH_MGC_71 Homo sapiens cDNA clone IMAGE:3913087 5'
910	13677		1.76	4.0E-32	AL163246.2	NT	Homo sapiens PRO1181 mRNA, complete cds
5148	17867		0.91	4.0E-32	A1985593.1	EST_HUMAN	Homo sapiens chromosome 21 segment HS21C046
7503	20174	33266	2.94	4.0E-32	11432574	NT	ws08h12.x1 NC1_CGAP_Kid11 Homo sapiens cDNA clone IMAGE:2496847 3' similar to contains MER18.b3
7503	20174	33267	2.94	4.0E-32	11432574	NT	MER18 repetitive element ;
8257	20951		1.2	4.0E-32	BE064410.1	EST_HUMAN	Homo sapiens AT-binding transcription factor 1 (ATBF1), mRNA
443	13229	25872	3.7	3.0E-32	Y17293.1	NT	Homo sapiens AT-binding transcription factor 1 (ATBF1), mRNA
1437	14184	26870	8.08	3.0E-32	AV731500.1	EST_HUMAN	Homo sapiens FLJ-1 gene, partial
8284	21991	35135	8.38	3.0E-32	AV758634.1	EST_HUMAN	RC4-BT0311-141199-011-n06 BT0311 Homo sapiens cDNA
8294	21991	35136	8.38	3.0E-32	AV758634.1	EST_HUMAN	Homo sapiens FLJ-1 gene, partial
10843	23525	36768	3.57	3.0E-32	AA777621.1	EST_HUMAN	AV731500 HTF Homo sapiens cDNA clone HTFAK007 5'
12146	24634		3.51	3.0E-32	BE279086.1	EST_HUMAN	AV758634 BM Homo sapiens cDNA clone BMFBBH12 5'
12507	17899	30586	2.97	3.0E-32	5174574	NT	AV758634 BM Homo sapiens cDNA clone BMFBBH12 5'
12507	17899	30587	2.97	3.0E-32	5174574	NT	z195a07.s1 Soares fetal_liver_spleen_1NFLS_S1 Homo sapiens cDNA clone IMAGE:448500 3' similar to contains THR.t3 THR repetitive element ;
12656	24956		2.27	3.0E-32	BE279086.1	EST_HUMAN	601156285F1 NIH_MGC_21 Homo sapiens cDNA clone IMAGE:3139701 5'
6158	18935	31902	0.81	2.0E-32	M35418.1	NT	Homo sapiens myeloid/lymphoid or mixed-lineage leukemia (trithorax (Drosophila) homolog); translocated to, 4 (MLLT4) mRNA
6387	19156	32155	5.32	2.0E-32	Z38133.1	NT	Homo sapiens myeloid/lymphoid or mixed-lineage leukemia (trithorax (Drosophila) homolog); translocated to, 4 (MLLT4) mRNA
6387	19156	32156	5.32	2.0E-32	Z38133.1	NT	Homo sapiens myeloid/lymphoid or mixed-lineage leukemia (trithorax (Drosophila) homolog); translocated to, 4 (MLLT4) mRNA
8176	20870	34003	2.26	2.0E-32	AA114294.1	EST_HUMAN	H. sapiens mRNA for myosin
8176	20870	34004	2.26	2.0E-32	AA114294.1	EST_HUMAN	zn66c08.r1 Stratagene HeLa cell s3 937216 Homo sapiens cDNA clone IMAGE:563150 5'
11869	24443	37784	2.96	2.0E-32	T19862.1	EST_HUMAN	zn66c08.r1 Stratagene HeLa cell s3 937216 Homo sapiens cDNA clone IMAGE:563150 5'
12763	25022	30961	2.42	2.0E-32	AV736449.1	EST_HUMAN	b120561 Testis 1 Homo sapiens cDNA clone b12056
							AV736449 CB Homo sapiens cDNA clone CBFBIAG8 5'

Page 263 of 536  
Table 4

Single Exon Probes Expressed In Brain

Probe SEQ ID NO:	Exon SEQ ID NO:	ORF SEQ ID NO:	Expression Signal	Most Similar (Top) Hit BLAST E Value	Top Hit Accession No.	Top Hit Database Source	Top Hit Descriptor
12763	25022	30862	2.42	2.0E-32	AV736449.1	EST_HUMAN	AV736449 CB Homo sapiens cDNA clone CBF8IA08 5'
3090	16855		1.67	1.0E-32	BE743299.1	EST_HUMAN	601573207F1 NIH_MGC_9 Homo sapiens cDNA clone IMAGE:3894433 5'
6955	19437	32453	7.02	1.0E-32	11439786	NT	Homo sapiens chromosome 11 open reading frame 9 (C11ORF9), mRNA
8494	21186	34329	8.08	1.0E-32	AA720574.1	EST_HUMAN	hw21g02.s1 NCI_CGAP_GCB0 Homo sapiens cDNA clone IMAGE:1241138 3' similar to contains THR.L3 THR repetitive element:
3474	16230		4.58	9.0E-33	BE327112.1	EST_HUMAN	hw07c05.x1 NCI_CGAP_L024 Homo sapiens cDNA clone IMAGE:3182216 3' similar to TR:088539 O88539 WW DOMAIN BINDING PROTEIN 11. ;
6326	19096		4.05	9.0E-33	AF223391.1	NT	Homo sapiens calcium channel alpha1E subunit (CACNA1E) gene, exons 7-49, and partial cds, alternatively spliced
8687	21379	34523	1.95	9.0E-33	BF347229.1	EST_HUMAN	602021164F1 NCI_CGAP_Bm67 Homo sapiens cDNA clone IMAGE:4156670 5'
10701	23392		5.22	9.0E-33	AL163280.2	NT	Homo sapiens chromosome 21, segment HS21C080
58	12887	25517	3.14	7.0E-33	5031736	NT	Homo sapiens short-chain alcohol dehydrogenase family member (HEP27) mRNA
58	12887	25518	3.14	7.0E-33	5031736	NT	Homo sapiens short-chain alcohol dehydrogenase family member (HEP27) mRNA
2168	14898	27622	2.29	7.0E-33	AI590115.1	EST_HUMAN	for12b09.x1 NCI_CGAP_U12 Homo sapiens cDNA clone IMAGE:2178809 3' similar to contains OFR.11 OFR repetitive element:
2655	15365		6.45	7.0E-33	AV730056.1	EST_HUMAN	AV730056 HTF Homo sapiens cDNA clone HTFAVE06 5'
3236	15998		9.3	7.0E-33	AW671307.1	EST_HUMAN	EST383396 IMAGE resequences, MAGL Homo sapiens cDNA
8845	21537		1.56	7.0E-33	X54890.1	NT	Human hLRP mRNA for leukocyte common antigen-related peptide (protein-tyrosine phosphate) (EC 3.1.3.48)
10732	23419	36660	2.41	7.0E-33	BF347229.1	EST_HUMAN	602021164F1 NCI_CGAP_Bm67 Homo sapiens cDNA clone IMAGE:4156670 5'
11213	23876	37162	1.93	7.0E-33	AW971568.1	EST_HUMAN	EST383657 IMAGE resequences, MAGL Homo sapiens cDNA
12127	24619	31090	4.34	7.0E-33	AA601416.1	EST_HUMAN	no16h01.s1 NCI_CGAP_Phet Homo sapiens cDNA clone IMAGE:1100881 3' similar to contains L1.11 L1 repetitive element:
3720	16473		0.94	6.0E-33	AL163285.2	NT	Homo sapiens chromosome 21 segment HS21C085
5976	18768	31720	0.96	6.0E-33	F30631.1	EST_HUMAN	HSPD21201 HM3 Homo sapiens cDNA clone s4000107H08
5976	18768	31721	0.96	6.0E-33	F30631.1	EST_HUMAN	HSPD21201 HM3 Homo sapiens cDNA clone s4000107H08
8478	21170	34315	9.33	6.0E-33	JO4038.1	NT	Human glyceraldehyde-3-phosphate dehydrogenase (GAPDH) gene, complete cds
8603	21295	34438	3.09	6.0E-33	11429198	NT	Homo sapiens similar to RAD23 (S. cerevisiae) homolog B (H. sapiens) (LOC63277), mRNA
9910	22569	35754	1.12	6.0E-33	6755609	NT	Mus musculus SRY-box containing gene 6 (Sox6), mRNA
9910	22559	35755	1.12	6.0E-33	6755609	NT	Mus musculus SRY-box containing gene 6 (Sox6), mRNA
1770	14512		1.46	5.0E-33	BF373515.1	EST_HUMAN	QV1-F10169-100700-271-e02 FT0169 Homo sapiens cDNA
1874	14612		1.19	5.0E-33	11141884	NT	Homo sapiens sputum carrier family 5 (choline transporter), member 7 (SLC5A7), mRNA
1891	14628	27337	1.43	5.0E-33	4507208	NT	Homo sapiens spermidine synthase (SRM) mRNA
1891	14628	27338	1.43	5.0E-33	4507208	NT	Homo sapiens spermidine synthase (SRM) mRNA

Table 4

Single Exon Probes Expressed In Brain

Probe SEQ ID NO:	Exon SEQ ID NO:	ORF SEQ ID NO:	Expression Signal	Most Similar (Top) Hit BLAST E Value	Top Hit Accession No.	Top Hit Database Source	Top Hit Descriptor
2270	14996		1.29	5.0E-33	AL169285.2	NT	Homo sapiens chromosome 21 segment HS21C085
10148	22786	36010	0.8	5.0E-33	AW264679.1	EST_HUMAN	xq33f11.x1 NCI_CGAP_Lu28 Homo sapiens cDNA clone IMAGE:2752461 3'
10148	22786	36011	0.8	5.0E-33	AW264679.1	EST_HUMAN	xq33f11.x1 NCI_CGAP_Lu28 Homo sapiens cDNA clone IMAGE:2752461 3'
1106	19863		2.16	4.0E-33	AL169207.2	NT	Homo sapiens chromosome 21 segment HS21C007
2121	14852	27581	1.64	4.0E-33	4758987	NT	Homo sapiens RAB1, member RAS oncogene family (RAB1) mRNA
2419	15140		2.02	4.0E-33	AA628621.1	EST_HUMAN	ab51b11.r1 Stratagene lung carcinoma 6937218 Homo sapiens cDNA clone IMAGE:844317 5' similar to contains Alu repetitive element; contains MER28.b2 MER28 repetitive element;
2547	15262	27989	4.15	4.0E-33	AL163210.2	NT	Homo sapiens chromosome 21 segment HS21C010
4450	17186	29811	2.15	4.0E-33	AW293349.1	EST_HUMAN	UIH-B12-ah1-c-03-0-U1.s1 NCI_CGAP_Sub4 Homo sapiens cDNA clone IMAGE:2727149 3'
5318	18122	30779	24.73	4.0E-33	AA053053.1	EST_HUMAN	z71a08.r1 Stratagene colon (#937204) Homo sapiens cDNA clone IMAGE:510038 5' similar to gb:X12871_rna1 HETEROGENEOUS NUCLEAR RIBONUCLEOPROTEIN A1 (HUMAN);
6299	19072	32057	0.87	4.0E-33	8393984	NT	Homo sapiens polymerase (DNA directed), alpha (POLA), mRNA
6299	19072	32058	0.87	4.0E-33	8393984	NT	Homo sapiens polymerase (DNA directed), alpha (POLA), mRNA
1067	13825		5.6	3.0E-33	BE350127.1	EST_HUMAN	h109g01.x1 NCI_CGAP_Kid13 Homo sapiens cDNA clone IMAGE:3146256 3' similar to contains MER29.b3 MER29 repetitive element;
1068	13825		3.89	3.0E-33	BE350127.1	EST_HUMAN	h109g01.x1 NCI_CGAP_Kid13 Homo sapiens cDNA clone IMAGE:3146256 3' similar to contains MER29.b3 MER29 repetitive element;
2451	15595		0.92	3.0E-33	AV647851.1	EST_HUMAN	AV647851 GLC Homo sapiens cDNA clone GLCBCF09 3'
10338	22985	36203	1.04	3.0E-33	AA861510.1	EST_HUMAN	ak32b12.s1 Soares_testis_NHT Homo sapiens cDNA clone IMAGE:1407647 3' similar to TR:Q13579 Q13579 MARINER TRANSPOSASE.;
102	12843		3.21	2.0E-33	A1160189.1	EST_HUMAN	qb67g03.x1 Soares_fetal_heart_NbHH19W Homo sapiens cDNA clone IMAGE:1705204 3' similar to contains OFR.11 OFR repetitive element;
4385	17122		5.39	2.0E-33	BE159039.1	EST_HUMAN	MRO-HT0405-160300-202-408 HT0405 Homo sapiens cDNA
4825	17653	30285	28.91	2.0E-33	AA628688.1	EST_HUMAN	ab51g11.r1 Stratagene lung carcinoma 6937218 Homo sapiens cDNA clone IMAGE:844388 5' similar to gb:X00794_cds1_TUBULIN BETA-5 CHAIN (HUMAN);
5033	17753	30365	2.75	2.0E-33	11421332	NT	Homo sapiens hypothetical protein SIRP-b2 (SIRP-b2), mRNA
5033	17753	30366	2.75	2.0E-33	11421332	NT	Homo sapiens hypothetical protein SIRP-b2 (SIRP-b2), mRNA
6329	19099	32087	1.81	2.0E-33	A1277492.1	EST_HUMAN	Homo sapiens hypothetical protein SIRP-b2 (SIRP-b2), mRNA
8996	21688		2.18	2.0E-33	A1052256.1	EST_HUMAN	oz21403.x1 Soares_fetal_liver_spleen_1NFLS_S1 Homo sapiens cDNA clone IMAGE:1880161 3'
10513	23159	36384	1.48	2.0E-33	11421332	NT	gb-M29636 TRANSLATIONAL INITIATION FACTOR 2 BETA SUBUNIT (HUMAN);
10513	23159	36385	1.48	2.0E-33	11421332	NT	Homo sapiens hypothetical protein SIRP-b2 (SIRP-b2), mRNA
11048	23716	36985	1.26	2.0E-33	AA453647.1	EST_HUMAN	zk4805.s1 Soares_testis_NHT Homo sapiens cDNA clone IMAGE:795489 3' similar to TR:G1263081 G1263081 MARINER TRANSPOSASE.;

Table 4  
Single Exon Probes Expressed In Brain

Probe SEQ ID NO:	Exon SEQ ID NO:	ORF SEQ ID NO:	Expression Signal	Most Similar (Top) Hit BLAST E Value	Top Hit Accession No.	Top Hit Database Source	Top Hit Descriptor
8	12835		1.16	1.0E-33	AF003528.1	NT	Homo sapiens X-linked anhidrotic ectodermal dysplasia protein gene (EDA), exon 2 and flanking repeat regions
5156	17873	30485	2.46	1.0E-33	4502556	NT	Homo sapiens calcium/calmodulin-dependent protein kinase IV (CAMK4) mRNA
5501	18299	31198	0.58	1.0E-33	AF199420.1	NT	Homo sapiens F-box protein FBL4 (FBL4) mRNA, complete cds
7307	19990	33067	1.04	1.0E-33	M13975.1	NT	Homo sapiens protein kinase C beta-II type (PRKCB1) mRNA, complete cds
9920	25432		0.84	1.0E-33	U60822.1	NT	Human dystrophin (DMD) gene, exons 7, 8 and 9, and partial cds
11282	23953	37261	1.83	1.0E-33	AW998818.1	EST_HUMAN	QV3-BN0047-230200-102-b03 BN0047 Homo sapiens cDNA
11663	24259	37581	3.32	1.0E-33	U60822.1	NT	Human dystrophin (DMD) gene, exons 7, 8 and 9, and partial cds
12407	24790		2.21	1.0E-33	A1927191.1	EST_HUMAN	wc89c06.x1 NCI_CGAP_Kid11 Homo sapiens cDNA clone IMAGE:2462410 3'
12570	12835		4.07	1.0E-33	AF003528.1	NT	Homo sapiens X-linked anhidrotic ectodermal dysplasia protein gene (EDA), exon 2 and flanking repeat regions
12602	24914	31005	1.41	1.0E-33	AV727809.1	EST_HUMAN	AV727809 HTC Homo sapiens cDNA clone HTCCNC12 5'
12780	25034		1.61	9.0E-34	AJ271735.1	NT	Homo sapiens Xq pseudautosomal region; segment 1/2
2168	14897	27631	0.96	8.0E-34	8922751	NT	Homo sapiens hypofunctional protein FLJ10900 (FLJ10900), mRNA
7669	20353	33468	0.66	8.0E-34	BE069892.1	EST_HUMAN	MIR4-BT0399-200100-001-h03 BT0399 Homo sapiens cDNA
1426	14173	28858	2.27	7.0E-34	T70845.1	EST_HUMAN	yd15e05.r1 Soares fetal liver spleen 1NFLS Homo sapiens cDNA clone IMAGE:108320 5'
8900	14173	28858	0.56	7.0E-34	T70845.1	EST_HUMAN	yd15e05.r1 Soares fetal liver spleen 1NFLS Homo sapiens cDNA clone IMAGE:108320 5'
12191	24692		3.05	7.0E-34	H12866.1	EST_HUMAN	y114c10.r1 Soares placenta Nb2HP Homo sapiens cDNA clone IMAGE:148722 5'
458	13243	26884	2.3	6.0E-34	U10991.1	NT	Human G2 protein mRNA, partial cds
458	13243	25885	2.3	6.0E-34	U10991.1	NT	Human G2 protein mRNA, partial cds
12011	24544	31107	2.13	6.0E-34	U03866.1	NT	Mus musculus DAB/2J hair-specific (hacl-1) gene
1873	14611		2.9	5.0E-34	7706500	NT	Homo sapiens Npw38-binding protein NpwBP (LOC51729), mRNA
5002	17725	30328	3.61	5.0E-34	U30883.1	NT	Human splicing factor SRP65-1 (SRP-65) mRNA, complete cds
8765	21457	34607	1.37	5.0E-34	AF078779.1	NT	Rattus norvegicus pulative four repeat ion channel mRNA, complete cds
10950	23246	36482	2.24	5.0E-34	AB037856.1	NT	Homo sapiens mRNA for KIAA1435 protein, partial cds
11219	23882		1.79	5.0E-34	AL163209.2	NT	Homo sapiens chromosome 21 segment HS21C009
1991	14727	27449	1.64	4.0E-34	A1804667.1	EST_HUMAN	t894c06.x1 NCI_CGAP_Pr28 Homo sapiens cDNA clone IMAGE:2249194 3'
5770	18561	31488	0.84	4.0E-34	AA881773.1	EST_HUMAN	ak35c01.s1 Soares testis_NHT Homo sapiens cDNA clone IMAGE:1407936 3'
8936	21627	34769	1.26	4.0E-34	BF209778.1	EST_HUMAN	601874950F1 NIH_MGC_54 Homo sapiens cDNA clone IMAGE:4102213 5'
6138	18916	31886	0.78	3.0E-34	M37277.1	NT	Human Ig germline H-chain D-region genes, partial cds
11100	23770		3.14	3.0E-34	BF035327.1	EST_HUMAN	601458351F1 NIH_MGC_66 Homo sapiens cDNA clone IMAGE:3862088 5'
8950	21541	34687	1.16	2.0E-34	A1678101.1	EST_HUMAN	wc35g06.x1 Soares_NFL_T_GBC_S1 Homo sapiens cDNA clone IMAGE:2330170 3' similar to contains MER29.12 MER29 repetitive element :

Page 266 of 536  
Table 4  
Single Exon Probes Expressed In Brain

Probe SEQ ID NO:	Exon SEQ ID NO:	ORF SEQ ID NO:	Expression Signal	Most Similar (Top) Hit BLAST E Value	Top Hit Accession No.	Top Hit Database Source	Top Hit Descriptor
8650	21641	34688	1.16	2.0E-34	AI678101.1	EST_HUMAN	wc35q06.x1 Soares_NFL_T_GBC_S1 Homo sapiens cDNA clone IMAGE:2330170 3' similar to contains MER29.12 MER29 repetitive element:
11113	23783	37057	1.34	2.0E-34	P51805	SWISSPROT	PLEXIN 4 PRECURSOR (TRANSMEMBRANE PROTEIN SEX)
11113	23783	37058	1.34	2.0E-34	P51805	SWISSPROT	PLEXIN 4 PRECURSOR (TRANSMEMBRANE PROTEIN SEX)
1494	14241	26928	6.63	1.0E-34	P12236	SWISSPROT	ADP.ATP CARRIER PROTEIN, LIVER ISOFORM T2 (ADP/ATP TRANSLOCASE 3) (ADENINE NUCLEOTIDE TRANSLOCATOR 3) (ANT 3)
3663	16416	29055	1.32	1.0E-34	AF003528.1	NT	Homo sapiens X-linked arthroal ectodermal dysplasia protein gene (EDA), exon 2 and flanking repeat regions
4051	16796	29425	0.97	1.0E-34	AY009397.1	NT	Homo sapiens WNT3 precursor (WNT3) mRNA, complete cds
4051	16796	29426	0.97	1.0E-34	AY008397.1	NT	Homo sapiens WNT3 precursor (WNT3) mRNA, complete cds
4446	17182	31788	3.44	1.0E-34	BE071414.1	EST_HUMAN	RC2-BT0506-240400-016-h08 BT0506 Homo sapiens cDNA
6047	18827	31789	2.05	1.0E-34	BE874052.1	EST_HUMAN	601484430FT NIH_MGC_69 Homo sapiens cDNA clone IMAGE:3886999 5'
6047	18827	31789	2.05	1.0E-34	BE874052.1	EST_HUMAN	601484430FT NIH_MGC_69 Homo sapiens cDNA clone IMAGE:3886999 5'
9225	21904	35076	0.45	1.0E-34	P23266	SWISSPROT	OLFACTORY RECEPTOR-LIKE PROTEIN F6
9596	22249	35434	7.1	1.0E-34	AL036635.1	EST_HUMAN	DKFZp564A1563_T1 564 (synonym: hbr2) Homo sapiens cDNA clone DKFZp564A1563 5'
11138	23805	37083	1.39	1.0E-34	BE781790.1	EST_HUMAN	601470592F1 NIH_MGC_67 Homo sapiens cDNA clone IMAGE:3873478 5'
11138	23805	37084	1.39	1.0E-34	BE781790.1	EST_HUMAN	601470592F1 NIH_MGC_67 Homo sapiens cDNA clone IMAGE:3873478 5'
11153	23820	37100	1.82	1.0E-34	11439599	NT	Homo sapiens nucleobindin 2 (NUCB2), mRNA
12372	25360		1.65	1.0E-34	AA807097.1	EST_HUMAN	cc31c11.s1 NCI_CGAP_GCB1 Homo sapiens cDNA clone IMAGE:1351318 3' similar to gb:X68203 TYROSINE-PROTEIN KINASE RECEPTOR FLT4 PRECURSOR (HUMAN);
12583	24949		4.22	1.0E-34	AL163210.2	NT	Homo sapiens chromosome 21 segment HS21C010
3636	16389	29029	1.2	9.0E-35	AW663902.1	EST_HUMAN	hh77906.y1 NCI_CGAP_GU1 Homo sapiens cDNA clone IMAGE:2568787 5'
218	13028		7.71	8.0E-35	6031160	NT	Homo sapiens prohibitin (PHB) mRNA
1730	14472	27171	3.43	8.0E-35	BF586937.1	EST_HUMAN	nea33a08.x1 NCI_CGAP_Kid11 Homo sapiens cDNA clone IMAGE:3258134 3' similar to TR:O75912 O75912 DIACYLGLYCEROL KINASE IOTA.;
1730	14472	27172	3.43	8.0E-35	BF586937.1	EST_HUMAN	nea33a08.x1 NCI_CGAP_Kid11 Homo sapiens cDNA clone IMAGE:3258134 3' similar to TR:O75912 O75912 DIACYLGLYCEROL KINASE IOTA.;
4814	17545	30170	2.69	8.0E-35	BF183195.1	EST_HUMAN	601809588F1 NIH_MGC_18 Homo sapiens cDNA clone IMAGE:4040324 5'
10589	23283	36522	2.42	8.0E-35	BE378480.1	EST_HUMAN	601236468F1 NIH_MGC_44 Homo sapiens cDNA clone IMAGE:3608513 5'
12119	24611		3.95	8.0E-35	BF589282.1	EST_HUMAN	602184624T1 NIH_MGC_42 Homo sapiens cDNA clone IMAGE:4300680 3'
6393	19182	32163	2.05	7.0E-35	11425417	NT	Homo sapiens phosphatidylinositol glycan, class L (PIGL), mRNA
1391	14138	26815	1.83	6.0E-35	AA767115.1	EST_HUMAN	ah53h03.s1 Soares_testis_NHT Homo sapiens cDNA clone 1309397 3'
1990	14696	27409	2.09	6.0E-35	6005975	NT	Homo sapiens zinc finger protein 208 (ZNF208), mRNA
4030	16775	29406	0.84	6.0E-35	AW297191.1	EST_HUMAN	UI-H-BWO-ajd-d-09-0-U1.s1 NCI_CGAP_Sub6 Homo sapiens cDNA clone IMAGE:2731433 3'



Page 267 of 536  
Table 4

Single Exon Probes Expressed in Brain

Probe SEQ ID NO:	Exon SEQ ID NO:	ORF SEQ ID NO:	Expression Signal	Most Similar (Top) Hit BLAST E Value	Top Hit Accession No.	Top Hit Database Source	Top Hit Descriptor
7798	20493	33615	3.84	6.0E-35	6005921	NT	Homo sapiens triple functional domain (PTPRF interacting) (TRIO), mRNA
8610	21302	34445	0.93	6.0E-35	X94232.1	NT	H.sapiens mRNA for novel T-cell activation protein
8610	21302	34446	0.93	6.0E-35	X94232.1	NT	H.sapiens mRNA for novel T-cell activation protein
9565	22218	35403	0.86	6.0E-35	AB002364.1	NT	Human mRNA for KIAA0368 gene, partial cds
9803	22454	35656	3.17	6.0E-35	AB037786.1	NT	Homo sapiens mRNA for KIAA1365 protein, partial cds
1704	14447	27146	1.36	5.0E-35	XG3392.1	NT	H.sapiens immunoglobulin kappa light chain variable region L14
2787	15492	28292	1.07	5.0E-35	AB007866.2	NT	Homo sapiens mRNA for KIAA0406 protein, partial cds
3008	15776	28424	1.7	5.0E-35	6912639	NT	Homo sapiens cdk2 kinase (CLK2), prolin1, coter1, glucocerebrosidase (GBA), and metaxin genes, complete cds; metaxin pseudogene and glucocerebrosidase pseudogene; and thrombospondin3 (THBS3) gene, partial cds
4376	17113	28746	1.7	5.0E-35	AF023268.1	NT	601431984F1 NIH_MGC_72 Homo sapiens cDNA clone IMAGE:3917229 5'
8084	20778		3.99	5.0E-35	BE890992.1	EST_HUMAN	qg58c05.x1 Soares_testis_NHT Homo sapiens cDNA clone IMAGE:1837448 3' similar to SW:Y249 HUMAN Q92539-HYPOTHETICAL PROTEIN KIAA0249. ;
8109	20803	33996	2.35	5.0E-35	A1208765.1	EST_HUMAN	qg58c05.x1 Soares_testis_NHT Homo sapiens cDNA clone IMAGE:1837448 3' similar to SW:Y249 HUMAN Q92539-HYPOTHETICAL PROTEIN KIAA0249. ;
8109	20803	33997	2.35	5.0E-35	A1208765.1	EST_HUMAN	qg58c05.x1 Soares_testis_NHT Homo sapiens cDNA clone IMAGE:1837448 3' similar to SW:Y249 HUMAN Q92539-HYPOTHETICAL PROTEIN KIAA0249. ;
11130	23798		2.45	5.0E-35	AA001786.1	EST_HUMAN	zh94f12.f1 Soares_fetal_liver_spleen_INFLS_S1 Homo sapiens cDNA clone IMAGE:428015 5'
1413	14161	26845	16.86	4.0E-35	BE257807.1	EST_HUMAN	601109719F1 NIH_MGC_16 Homo sapiens cDNA clone IMAGE:3350405 5'
1811	14551	27265	4.87	4.0E-35	H91193.1	EST_HUMAN	y498a07.f1 Soares_fetal_liver_spleen_INFLS_Homo sapiens cDNA clone IMAGE:241236 5' similar to contains PTR5 repetitive element;
4753	17485		0.72	4.0E-35	AF003528.1	NT	Homo sapiens X-linked anhidrotic ectodermal dysplasia protein gene (EDA), exon 2 and flanking repeat regions
7108	19796		1.81	4.0E-35	BE350127.1	EST_HUMAN	h109g01.x1 NCI_CGAP_Kid13 Homo sapiens cDNA clone IMAGE:3146256 3' similar to contains MER29.b3 MER29 repetitive element;
8416	21108	34248	8.88	4.0E-35	AL046596.1	EST_HUMAN	DKFZp434L148.t1 434 (synonym: hhas3) Homo sapiens cDNA clone DKFZp434L148 5'
11729	24322	37646	1.39	4.0E-35	AW303317.1	EST_HUMAN	xv1703.x1 Soares_NFL_I_GBC_S1 Homo sapiens cDNA clone IMAGE:2818405 3' similar to contains Alu repetitive element;contains MER19.12.MER19 repetitive element;
1573	14320	27006	7.78	3.0E-36	BE268182.1	EST_HUMAN	601125260F1 NIH_MGC_8 Homo sapiens cDNA clone IMAGE:3345063 5'
2330	15055		1.5	3.0E-35	AF224492.1	NT	Homo sapiens phospholipid scramblase 1 gene, complete cds
5256	18062	30690	31.47	3.0E-35	BF433100.1	EST_HUMAN	7n25a09.x1 NCI_CGAP_Lu24 Homo sapiens cDNA clone IMAGE:3565361 3' similar to TR:Q9QZH7
5256	18062	30691	31.47	3.0E-35	BF433100.1	EST_HUMAN	7n25a09.x1 NCI_CGAP_Lu24 Homo sapiens cDNA clone IMAGE:3565361 3' similar to TR:Q9QZH7

Page 268 of 536  
Table 4

Single Exon Probes Expressed in Brain

Probe SEQ ID NO:	Exon SEQ ID NO:	ORF SEQ ID NO:	Expression Signal	Most Similar (Top) Hit BLAST E Value	Top Hit Accession No.	Top Hit Database Source	Top Hit Descriptor
8988	22060		1.42	3.0E-35	AF223391.1	NT	Homo sapiens calcium channel alpha1E subunit (CACNA1E) gene, exons 7-49, and partial cds, alternatively spliced
10074	22722	36939	1.12	3.0E-35	AW009063.1	EST_HUMAN	wf03a05.x1 NCL_CGAP_GC8 Homo sapiens cDNA clone IMAGE:2480432 3' similar to SW:POL1_HUMAN P10266 RETROVIRUS-RELATED POL POLYPROTEIN [CONTAINS: REVERSE TRANSCRIPTASE ; K6932F Human fetal heart, Lambda ZAP Express Homo sapiens cDNA clone K6932 5' similar to REPETITIVE ELEMENT
106	15635	26667	1.88	2.0E-35	N88965.1	EST_HUMAN	A971F Heart Homo sapiens cDNA clone A971
1165	13919	26582	1.55	2.0E-35	T11909.1	EST_HUMAN	Homo sapiens mRNA for Gab2, complete cds
2215	14943	27683	5.73	2.0E-35	AB018413.1	NT	Homo sapiens Grb2-associated binder 2 (KIAA0571), mRNA
3306	18066	28714	1.12	2.0E-35	6912459	NT	Homo sapiens Grb2-associated binder 2 (KIAA0571), mRNA
3306	16066	28715	1.12	2.0E-35	6912459	NT	Homo sapiens mRNA for KIAA0895 protein, partial cds
3545	16300		0.94	2.0E-35	AB020702.1	NT	TCBAP2E4328 Pediatric pre-B cell acute lymphoblastic leukemia Baylor-HGSC project=TCBA Homo sapiens cDNA clone TCBAP4328
3660	16640	29279	0.78	2.0E-35	BE247575.1	EST_HUMAN	TCBAP2E4328 Pediatric pre-B cell acute lymphoblastic leukemia Baylor-HGSC project=TCBA Homo sapiens cDNA clone TCBAP4328
3690	16840	29280	0.78	2.0E-35	BE247575.1	EST_HUMAN	cDNA clone TCBAP4328
4621	17356		2.57	2.0E-35	H49239.1	EST_HUMAN	Q19a12.1 Soares fetal liver spleen 1NFLS Homo sapiens cDNA clone IMAGE:274079 5'
5495	18284	31182	2.7	2.0E-35	BF332417.1	EST_HUMAN	QV0-BT0701-210400-199-604 BT0701 Homo sapiens cDNA
7004	19696	32749	0.95	2.0E-35	BE832636.1	EST_HUMAN	CM2-MT0125-280700-297-G02 MT0125 Homo sapiens cDNA
7004	19696	32750	0.95	2.0E-35	BE832636.1	EST_HUMAN	CM2-MT0125-280700-297-G02 MT0125 Homo sapiens cDNA
7775	20471	33583	0.45	2.0E-35	AV723718.1	EST_HUMAN	AV723718 HTB Homo sapiens cDNA clone HTBAYA10 5'
7775	20471	33594	0.45	2.0E-35	AV723718.1	EST_HUMAN	AV723718 HTB Homo sapiens cDNA clone HTBAYA10 5'
10697	23398	36628	2.24	2.0E-35	X59417.1	NT	H. sapiens PROS-27 mRNA
11817	18284	31182	1.28	2.0E-35	BF332417.1	EST_HUMAN	QV0-BT0701-210400-199-604 BT0701 Homo sapiens cDNA
11889	16066	28714	1.72	2.0E-35	6912459	NT	Homo sapiens Grb2-associated binder 2 (KIAA0571), mRNA
11889	16066	28715	1.72	2.0E-35	6912459	NT	Homo sapiens Grb2-associated binder 2 (KIAA0571), mRNA
12062	24577	31120	1.36	2.0E-35	BE904978.1	EST_HUMAN	601496774FT NIH_MGC_70 Homo sapiens cDNA clone IMAGE:3698689 5'
12062	24577	31121	1.36	2.0E-35	BE904978.1	EST_HUMAN	601496774FT NIH_MGC_70 Homo sapiens cDNA clone IMAGE:3698689 5'
12572	24900		5.98	2.0E-35	AL163210.2	NT	Homo sapiens chromosome 21 segment HS21C010
12689	16636	26667	1.56	2.0E-35	N88965.1	EST_HUMAN	K6932F Human fetal heart, Lambda ZAP Express Homo sapiens cDNA clone K6932 5' similar to REPETITIVE ELEMENT
45	12874	26498	6.81	1.0E-35	AA631949.1	EST_HUMAN	frnc16 Regional genomic DNA specific cDNA library Homo sapiens cDNA clone CR12-1
45	12874	26497	6.81	1.0E-35	AA631949.1	EST_HUMAN	frnc16 Regional genomic DNA specific cDNA library Homo sapiens cDNA clone CR12-1
735	13609	26165	19.5	1.0E-35	AW389473.1	EST_HUMAN	IL2-ST0162-131099-006-d12 ST0162 Homo sapiens cDNA

Page 269 of 536  
Table 4

Single Exon Probes Expressed In Brain

Probe SEQ ID NO:	Exon SEQ ID NO:	ORF SEQ ID NO:	Expression Signal	Most Similar (Top) Hit BLAST E Value	Top Hit Accession No.	Top Hit Database Source	Top Hit Descriptor
735	13609	28166	19.5	1.0E-35	AW389473.1	EST_HUMAN	IL2-ST0162-131099-006-d12 ST0162 Homo sapiens cDNA
869	13658		1.3	1.0E-35	T87947.1	EST_HUMAN	yd93a01.f1 Soares fetal liver spleen 1NFLS Homo sapiens cDNA clone IMAGE:115752 5' similar to SP-A44282 A44282 RETROVIRUS-RELATED POLYPROTEIN - HUMAN ;
2644	15288	27996	1.68	1.0E-35	7705994	NT	Homo sapiens hypothetical protein (LOC51293), mRNA
2770	15475	28217	1.09	1.0E-35	BE350127.1	EST_HUMAN	h109g01.x1 NCI_CGAP_Kid13 Homo sapiens cDNA clone IMAGE:3146258 3' similar to contains MER29.b3 MER29 repetitive element;
2770	15476	28218	1.09	1.0E-35	BE350127.1	EST_HUMAN	h109g01.x1 NCI_CGAP_Kid13 Homo sapiens cDNA clone IMAGE:3146256 3' similar to contains MER29.b3 MER29 repetitive element;
3140	15904	28549	1.81	1.0E-35	6006030	NT	Homo sapiens transcription elongation factor B (SII), polypeptide 1-like (TCBEB1L) mRNA
3161	15924	28570	3.3	1.0E-35	AV650422.1	EST_HUMAN	AV650422 GLC Homo sapiens cDNA clone GLCOEF06 3'
3161	15924	28571	3.3	1.0E-35	AV650422.1	EST_HUMAN	AV650422 GLC Homo sapiens cDNA clone GLCOEF06 3'
4388	17125	29756	3.93	1.0E-35	7656905	NT	Mus musculus activin receptor interacting protein 1 (Arip1-pending), mRNA
4388	17125	29757	3.93	1.0E-35	7656905	NT	Mus musculus activin receptor interacting protein 1 (Arip1-pending), mRNA
6423	18222	30934	1.41	1.0E-35	11526236	NT	Homo sapiens chromatin assembly factor 1, subunit B (p60) (CHAF1B), mRNA
7363	20093	33141	0.88	1.0E-35	AB033105.1	NT	Homo sapiens mRNA for KIAA1278 protein, partial cds
7541	20211	33311	1.18	1.0E-35	11418002	NT	Homo sapiens KIAA0645 gene product (KIAA0645), mRNA
9442	25125	35297	2.16	1.0E-35	AU158595.1	EST_HUMAN	AU158595 PLACE3 Homo sapiens cDNA clone PLACE3000382 3'
9442	25125	35298	2.16	1.0E-35	AU158595.1	EST_HUMAN	AU158595 PLACE3 Homo sapiens cDNA clone PLACE3000382 3'
10477	23123	36352	0.7	1.0E-35	BF589594.1	EST_HUMAN	nea06d06.x1 NCI_CGAP_P128 Homo sapiens cDNA clone IMAGE:3254051 3' similar to TR:O31341
10477	23123	36353	0.7	1.0E-35	BF589594.1	EST_HUMAN	nea06d06.x1 NCI_CGAP_P128 Homo sapiens cDNA clone IMAGE:3254051 3' similar to TR:O31341
11758	24348	37680	1.48	1.0E-35	AB026980.1	NT	O31341 BETA-GALACTOSIDASE ;
11758	24348	37681	1.48	1.0E-35	AB026980.1	NT	Homo sapiens mRNA for KIAA1057 protein, partial cds
11798	24359		1.91	1.0E-35	AI525119.1	EST_HUMAN	Homo sapiens mRNA for KIAA1057 protein, partial cds
11917	26313		1.37	1.0E-35	11418274	NT	prom1m7.D01.r bvtumor Homo sapiens cDNA 5'
12121	24613		1.63	1.0E-35	11418110	NT	Homo sapiens fibulin 1 (FBLN1), mRNA
12471	24837		2.13	1.0E-36	BE792832.1	EST_HUMAN	Homo sapiens casein kinase 1, epsilon (CSNK1E), mRNA
9129	21817	34983	0.56	8.0E-36	AA348480.1	EST_HUMAN	60158483F1 NIH_MGC_7 Homo sapiens cDNA clone IMAGE:3938985 5'
2891	15697	28344	1.1	7.0E-36	AW857579.1	EST_HUMAN	EST54938 Hippocampus II Homo sapiens cDNA 5' end similar to endogenous retrovirus 9, 5' LTR
3116	16881		3.84	7.0E-36	4557498	NT	CM1-CT0315-091298-063-407 CT0315 Homo sapiens cDNA
7554	20224	33327	5.92	7.0E-36	U06672.1	NT	Homo sapiens C-terminal binding protein 2 (CTBP2) mRNA
7554	20224	33328	6.92	7.0E-36	U06872.1	NT	Human carcinoembryonic antigen gene family member 12 (CGM12) gene, exons L and LN
						NT	Human carcinoembryonic antigen gene family member 12 (CGM12) gene, exons L and LN

Page 270 of 536  
Table 4  
Single Exon Probes Expressed In Brain

Probe SEQ ID NO:	Exon SEQ ID NO:	ORF SEQ ID NO:	Expression Signal	Most Similar (Top) Hit BLAST E Value	Top Hit Accession No.	Top Hit Database Source	Top Hit Descriptor
1898	14734	27456	2	6.0E-36	7706622	NT	Homo sapiens nlnjrn2 (NINJ2), mRNA
2418	15139		6.68	6.0E-36	AB035346.1	NT	Homo sapiens TCL6 gene, exon 12
3630	16383	29023	0.71	6.0E-36	BF515101.1	EST_HUMAN	UI-HBW1-anv-c-12-O-UJ.s1 NCI_CGAP_Sub7 Homo sapiens cDNA clone IMAGE:3083542 3'
5248	18054	30882	3.54	6.0E-36	AI435169.1	EST_HUMAN	ih83b06.x1 Soares_NSF_F8_9W_OT_PA_P_S1 Homo sapiens cDNA clone IMAGE:2126186 3' similar to gb:MT1949 PANCREATIC SECRETORY TRYPSIN INHIBITOR PRECURSOR (HUMAN);
7009	19701	32756	3.57	6.0E-36	AW780143.1	EST_HUMAN	h06h02.x1 NCI_CGAP_Co14 Homo sapiens cDNA clone IMAGE:3036627 3' similar to SW:IMAZ_HUMAN
8560	21242	34385	2.33	6.0E-36	AF208161.1	NT	P52292 IMPORTIN ALPHA-2 SUBUNIT;
10125	22773		0.51	6.0E-36	C16927.1	EST_HUMAN	Homo sapiens syncytin precursor, mRNA, complete cds
11536	24136	37443	3.11	6.0E-36	A1380499.1	EST_HUMAN	C16927 Clontech human acta palyA+ mRNA (#6572) Homo sapiens cDNA clone GEN-535C11 5'
134	12949	25592	10.74	6.0E-36	AJ271735.1	NT	MER9 repetitive element;
2755	15460	28202	6.75	6.0E-36	BE388436.1	EST_HUMAN	Homo sapiens Xq pseudautosomal region; segment 1/2
3599	16352	28991	1.45	5.0E-36	AL163209.2	NT	601285567F1 NIH_MGC_44 Homo sapiens cDNA clone IMAGE:3607289 5'
4736	17468	30104	2.15	6.0E-36	5728729	NT	Homo sapiens chromosome 21 segment HS21C009
4736	17468	30105	2.15	6.0E-36	5728729	NT	Homo sapiens API5-like 1 (API5L1), mRNA
7686	20350	33464	0.61	5.0E-36	11079227	NT	Homo sapiens API5-like 1 (API5L1), mRNA
11897	12949	25592	3.63	5.0E-36	AJ271735.1	NT	Homo sapiens N-ethylmaleimide-sensitive factor (NSF), mRNA
12188	24650	31103	3.45	5.0E-36	11417862	NT	Homo sapiens Xq pseudautosomal region; segment 1/2
1203	13955	26619	1.69	4.0E-36	BE010038.1	EST_HUMAN	Homo sapiens calcineurin binding protein 1 (KIAA0330), mRNA
1423	14170	28956	1.03	4.0E-36	P10266	SWISSPROT	Homo sapiens PM3-BN0176-100400-001-g04 BN0176 Homo sapiens cDNA
1640	14386	27074	1.61	4.0E-36	BE382574.1	EST_HUMAN	RETROVIRUS-RELATED POL POLYPROTEIN [CONTAINS: REVERSE TRANSCRIPTASE ;
2219	14947		2.13	4.0E-36	AW247772.1	EST_HUMAN	ENDONUCLEASE]
3349	16108	28763	0.82	4.0E-36	BE389299.1	EST_HUMAN	601289574F1 NIH_MGC_18 Homo sapiens cDNA clone IMAGE:3628386 5'
3348	16108	28764	0.82	4.0E-36	BE389299.1	EST_HUMAN	2820020.5prtm NIH_MGC_7 Homo sapiens cDNA clone IMAGE:2820020 5'
5629	18425		0.84	4.0E-36	RE4023.1	EST_HUMAN	601282266F1 NIH_MGC_44 Homo sapiens cDNA clone IMAGE:3604168 5'
5964	18746	31707	2.33	4.0E-36	11497041	NT	601282266F1 NIH_MGC_44 Homo sapiens cDNA clone IMAGE:3604168 5'
7553	20223	33328	1.63	4.0E-36	M33320.1	NT	y18f05.r1 Soares_placenta Nb2-IP Homo sapiens cDNA clone IMAGE:139713 6'
8453	21145	34285	1.62	4.0E-36	D87675.1	NT	Homo sapiens a disintegrin and metalloproteinase domain 22 (ADAM22), transcript variant 3, mRNA
8453	21145	34286	1.62	4.0E-36	D87675.1	NT	Human platelet Glycoprotein IIb (GPIIb) gene, exons 2-29
10909	23589	36835	2.84	4.0E-36	AA400370.1	EST_HUMAN	Homo sapiens DNA for amyloid precursor protein, complete cds
12183	24655		2.09	4.0E-36	11420516	NT	Homo sapiens DNA for amyloid precursor protein, complete cds
12227	25199		7.3	4.0E-36	AV763629.1	EST_HUMAN	zu69c10.r1 Soares_testis_NHT Homo sapiens cDNA clone IMAGE:743250 5'
							Homo sapiens nuclear factor of activated T-cells, cytoplasmic 2 (NFATC2), mRNA
							AV753629 TP Homo sapiens cDNA clone TPGABH01 5'

Page 271 of 536  
Table 4  
Single Exon Probes Expressed in Brain

Probe SEQ ID NO:	Exon SEQ ID NO:	ORF SEQ ID NO:	Expression Signal	Most Similar (Top) Hit BLAST E Value	Top Hit Accession No.	Top Hit Database Source	Top Hit Descriptor
12798	25047		1.44	4.0E-36	D25217.2	NT	Homo sapiens mRNA for KIAA0027 protein, partial cds
680	13455	26100	2.58	3.0E-36	AF099810.1	NT	Homo sapiens neuroxin III-alpha gene, partial cds
1484	14231	26817	1.32	3.0E-36	AF110239.1	NT	Homo sapiens calcium/calmodulin-stimulated cyclic nucleotide phosphodiesterase (PDE1A) gene, partial cds
1484	14231	26818	1.32	3.0E-36	AF110239.1	NT	Homo sapiens calcium/calmodulin-stimulated cyclic nucleotide phosphodiesterase (PDE1A) gene, partial cds
2287	15022	27757	1.21	3.0E-36	7682401	NT	Homo sapiens KIAA0852 protein (KIAA0852), mRNA
4467	17203	29829	5.88	3.0E-36	10181139	NT	Mus musculus junctophilin 1 (Jp1-pending), mRNA
11050	23720	36991	1.59	3.0E-36	BF035327.1	EST_HUMAN	601488531F1 NIH_MGC_86 Homo sapiens cDNA clone IMAGE:3662086 5'
3167	16930	28579	2.38	2.0E-36	BE259287.1	EST_HUMAN	601106343F1 NIH_MGC_16 Homo sapiens cDNA clone IMAGE:3342706 5'
4904	17631	30246	5.45	2.0E-36	AW880376.1	EST_HUMAN	QV0-OT0030-240300-174-h04 OT0030 Homo sapiens cDNA
5398	18198	30892	3.1	2.0E-36	AF267747.1	NT	Mus musculus p47-phox gene, complete cds
6758	18550	31471	3.95	2.0E-36	T08756.1	EST_HUMAN	EST06848 Infant Brain, Berto Soares Homo sapiens cDNA clone HIBB128 5' end
6481	19248	32248	12.22	2.0E-36	T69828.1	EST_HUMAN	Jc44a07.t1 Stratiogene liver (#937224) Homo sapiens cDNA clone IMAGE:83508 5'
8288	21855	35126	1.07	2.0E-36	BF512794.1	EST_HUMAN	UIH-BW1-armu-a-11-0-UJ.t1 NCI_CGAP_Sub7 Homo sapiens cDNA clone IMAGE:3071132 3'
9449	21998	35172	0.79	2.0E-36	4507848	NT	Homo sapiens ubiquitin specific protease 13 (isopeptidase T-3) (USP13) mRNA
9449	21999	35173	0.79	2.0E-36	4507848	NT	Homo sapiens ubiquitin specific protease 13 (isopeptidase T-3) (USP13) mRNA
865	13634	26304	1.81	1.0E-36	BE409310.1	EST_HUMAN	601300938F1 NIH_MGC_21 Homo sapiens cDNA clone IMAGE:3635480 5'
2141	14871	27603	1	1.0E-36	BE148523.1	EST_HUMAN	RC1-HT0217-131189-021-h07 HT0217 Homo sapiens cDNA
2141	14871	27604	1	1.0E-36	BE148523.1	EST_HUMAN	RC1-HT0217-131189-021-h07 HT0217 Homo sapiens cDNA
2199	14928	27664	1.36	1.0E-36	BF073761.1	EST_HUMAN	602136493F1 NIH_MGC_83 Homo sapiens cDNA clone IMAGE:4272888 5'
3339	16099		1.16	1.0E-36	AF156952.1	NT	Homo sapiens human endogenous retrovirus W proC6-19 protease (prt) gene, partial cds
5810	18599	31527	1.29	1.0E-36	4827064	NT	Homo sapiens zinc finger protein 147 (estrogen-responsive finger protein) (ZNF147) mRNA
6090	18868		4.19	1.0E-36	AI807714.1	EST_HUMAN	w637c12.x1 NCI_CGAP_G06 Homo sapiens cDNA clone IMAGE:2307862 3' similar to contains Alu repetitive element
6296	19089	32052	1.21	1.0E-36	R25012.1	EST_HUMAN	y936g10.t1 Soares infant brain 1N1B Homo sapiens cDNA clone IMAGE:34629 5' similar to SP-CAHP_HUMAN P35219 CARBONIC ANHYDRASE-RELATED PROTEIN ;
6296	19089	32053	1.21	1.0E-36	R25012.1	EST_HUMAN	y936g10.t1 Soares infant brain 1N1B Homo sapiens cDNA clone IMAGE:34629 5' similar to SP-CAHP_HUMAN P35219 CARBONIC ANHYDRASE-RELATED PROTEIN ;
6562	19345	32359	0.73	1.0E-36	AL120542.1	EST_HUMAN	DKFZp761A229.t1 761 (synonym: hary2) Homo sapiens cDNA clone DKFZp761A228 5'
7326	20009	33087	0.85	1.0E-36	11426108	NT	Homo sapiens a disintegrin and metalloproteinase domain 11 (ADAM11), mRNA
7326	20009	33088	0.85	1.0E-36	11426108	NT	Homo sapiens a disintegrin and metalloproteinase domain 11 (ADAM11), mRNA
7860	20555	39679	5.13	1.0E-36	AA148034.1	EST_HUMAN	zo51a12.t1 Stratiogene endothelial cell 937223 Homo sapiens cDNA clone IMAGE:590398 5'
7860	20555	33680	5.13	1.0E-36	AA148034.1	EST_HUMAN	zo51a12.t1 Stratiogene endothelial cell 937223 Homo sapiens cDNA clone IMAGE:590398 5'

Single Exon Probes Expressed in Brain

Probe SEQ ID NO:	Exon SEQ ID NO:	ORF SEQ ID NO:	Expression Signal	Most Similar (Top) Hit BLAST E Value	Top Hit Accession No.	Top Hit Database Source	Top Hit Descriptor
7952	20647	33770	1.34	1.0E-36	AA420467.1	EST_HUMAN	nc60e08.r1 NCI_CGAP_P1 Homo sapiens cDNA clone IMAGE:745670
7952	20647	33771	1.34	1.0E-36	AA420467.1	EST_HUMAN	nc60e08.r1 NCI_CGAP_P1 Homo sapiens cDNA clone IMAGE:745670
8079	20773	33902	0.61	1.0E-36	AU141688.1	EST_HUMAN	AU141688 THYRO1 Homo sapiens cDNA clone THYRO1001033 5'
8079	20773	33903	0.61	1.0E-36	AU141688.1	EST_HUMAN	AU141688 THYRO1 Homo sapiens cDNA clone THYRO1001033 5'
8927	21618	34762	2.71	1.0E-36	AW103658.1	EST_HUMAN	xe82b07.x1 NCI_CGAP_Brn35 Homo sapiens cDNA clone IMAGE:2614357 3'
10014	22662	35978	3.88	1.0E-36	BF364169.1	EST_HUMAN	QV3-NN1023-010600-199-h01 NN1023 Homo sapiens cDNA
10226	22874	36086	0.56	1.0E-36	AW859868.1	EST_HUMAN	RC3-CT0279-040500-017-a10 GT0279 Homo sapiens cDNA
10226	22874	36087	0.56	1.0E-36	AW859868.1	EST_HUMAN	RC3-CT0279-040500-017-a10 GT0279 Homo sapiens cDNA
10867	23547	36795	3.3	1.0E-36	AW897636.1	EST_HUMAN	CM3-NN0061-140400-147-h12 NN0061 Homo sapiens cDNA
11354	24044	37347	4.17	1.0E-36	AW504143.1	EST_HUMAN	UI-HF-BNC-ale-c-03-0-JL.r1 NIH_MGC_50 Homo sapiens cDNA clone IMAGE:3079277 5'
11393	23999	37302	1.45	1.0E-36	A1905536.1	EST_HUMAN	RC-BT091-210199-110 BT091 Homo sapiens cDNA
11393	23999	37303	1.45	1.0E-36	A1905536.1	EST_HUMAN	RC-BT091-210199-110 BT091 Homo sapiens cDNA
12060	24575		3.81	1.0E-36	11418177	NT	Homo sapiens Ran GTPase activating protein 1 (RANGAP1), mRNA
12501	24856		3.03	1.0E-36	AL163213.2	NT	Homo sapiens chromosome 21 segment HS21C013
12747	25011		3.23	1.0E-36	AF202723.1	NT	Homo sapiens Sadf1 unc-84 domain protein 2 (SUN2) mRNA, partial cds
7281	18965	33042	2.12	9.0E-37	AW009277.1	EST_HUMAN	ws80b07.x1 NCI_CGAP_Co3 Homo sapiens cDNA clone IMAGE:2504245 3'
7281	18965	33043	2.12	9.0E-37	AW009277.1	EST_HUMAN	ws80b07.x1 NCI_CGAP_Co3 Homo sapiens cDNA clone IMAGE:2504245 3'
12309	24733		1.35	9.0E-37	W22618.1	EST_HUMAN	73D4 Human retina cDNA Tep509-cleaved sublibrary Homo sapiens cDNA not directional
3360	16109	28765	0.99	8.0E-37	4757979	NT	Homo sapiens chimeth (chimaerin) 2 (CHIN2) mRNA
5168	17977		1.58	8.0E-37	BE688077.1	EST_HUMAN	CM0-UT0003-050800-503-d09 UT0003 Homo sapiens cDNA
5738	18530	31451	3.75	8.0E-37	BE350127.1	EST_HUMAN	ht09g01.x1 NCI_CGAP_Kid13 Homo sapiens cDNA clone IMAGE:3146256 3' similar to contains MER29.b3
5738	18530	31452	3.75	8.0E-37	BE350127.1	EST_HUMAN	MER29 repetitive element;
5787	18578	31507	8.24	8.0E-37	AW840840.1	EST_HUMAN	RC1-CN0008-210100-012-a09_1 CN0008 Homo sapiens cDNA
7784	20479	33604	6.22	8.0E-37	X87344.1	NT	H. sapiens DMA, DMB, HLA-Z1, IPP2, LMP2, TAP2, DOB, DQB2 and RING8, 9, 13 and 14 genes
1262	14011		3.03	7.0E-37	AL042800.1	EST_HUMAN	DKFPz434E0422_r1 434 (synonym: hhes3) Homo sapiens cDNA clone DKFPz434E0422 5'
1738	14480	27179	0.97	7.0E-37	AF111167.2	NT	Homo sapiens jun dimerization protein gene, partial cds; cfos gene, complete cds; and unknown gene
1738	14480	27180	0.97	7.0E-37	AF111167.2	NT	Homo sapiens jun dimerization protein gene, partial cds; cfos gene, complete cds; and unknown gene
10657	23348	36585	8.69	7.0E-37	A1817700.1	EST_HUMAN	wk25b11.x1 NCI_CGAP_Brn25 Homo sapiens cDNA clone IMAGE:2413341 3' similar to contains PTR5.12 PTR5 repetitive element;

Single Exon Probes Expressed in Brain

Probe SEQ ID NO:	Exon SEQ ID NO:	ORF SEQ ID NO:	Expression Signal	Most Similar (Top) Hit BLAST E Value	Top Hit Accession No.	Top Hit Database Source	Top Hit Descriptor
10811	23494	36729	2.25	7.0E-37	AI538702.1	EST_HUMAN	tm87g03.x1 NCI_CGAP_Brn25 Homo sapiens cDNA clone IMAGE:2165140 3' similar to contains L1.b3 L1 repetitive element ;
8338	21031	34168	1.34	6.0E-37	AF169889.1	NT	Homo sapiens protocadherin alpha 10 alternate isoform (PCDH-alpha10) mRNA, complete cds
12624	24929		2.94	6.0E-37	AF202723.1	NT	Homo sapiens Sad1 unc-84 domain protein 2 (SUN2) mRNA, partial cds
6002	18783	31744	3.9	5.0E-37	AA307123.1	EST_HUMAN	EST178035 Colon carcinoma (HCC) cell line Homo sapiens cDNA 5' end
6002	18783	31745	3.9	5.0E-37	AA307123.1	EST_HUMAN	EST178035 Colon carcinoma (HCC) cell line Homo sapiens cDNA 5' end
8654	21346	34480	0.9	5.0E-37	AV750211.1	EST_HUMAN	AV750211 NPC Homo sapiens cDNA clone NPCBGH09 5'
10837	23518		4	5.0E-37	7657117	NT	Homo sapiens glycine C-acetyltransferase (2-aminro-3-ketobutyrate-CoA ligase) (GCAT), mRNA
12055	24572		6.86	5.0E-37	AF149773.1	NT	Homo sapiens NOD1 protein (NOD1) gene, exons 1, 2, and 3
2423	15144	27877	2.12	4.0E-37	AA702784.1	EST_HUMAN	z60b04.s1 Soares_fetal_liver_spleen_INFLS_S1 Homo sapiens cDNA clone IMAGE:448015 3'
6194	18970	31845	0.61	4.0E-37	AW794502.1	EST_HUMAN	RC6-UJ0014-210200-021-H05 UJ0014 Homo sapiens cDNA
9258	21935	35109	0.74	4.0E-37	AA843806.1	EST_HUMAN	ak09cd02.s1 Soares_parathyroid_tumor_NbHPA Homo sapiens cDNA clone IMAGE:1405442 3'
2010	14745	27472	3.2	3.0E-37	AL048956.1	EST_HUMAN	DKFZp434L2418_11 434 (synonym: htss3) Homo sapiens cDNA clone DKFZp434L2418
2010	14745	27473	3.2	3.0E-37	AL048956.1	EST_HUMAN	DKFZp434L2418_11 434 (synonym: htss3) Homo sapiens cDNA clone DKFZp434L2418
2665	15731		3.15	3.0E-37	AW961150.1	EST_HUMAN	EST373222 MAGE sequences, MAGF Homo sapiens cDNA
5774	18565	31494	0.92	3.0E-37	AL138274.1	EST_HUMAN	DKFZp547G067_11 547 (synonym: hfor1) Homo sapiens cDNA clone DKFZp547G067 5'
7455	20129	33221	0.71	3.0E-37	A1749952.1	EST_HUMAN	ai34c05.x1 Barstead colon HPLRB7 Homo sapiens cDNA clone IMAGE:2373898 3' similar to TR:Q13537 Q13537 SIMILAR TO POGO ELEMENT ;
372	13197	25842	0.68	2.0E-37	D89780.1	NT	Homo sapiens mRNA for AML1, complete cds
372	13197	25843	0.68	2.0E-37	D89780.1	NT	Homo sapiens mRNA for AML1, complete cds
1058	13816	26477	2.64	2.0E-37	AU131202.1	EST_HUMAN	AU131202 NT2RFP3 Homo sapiens cDNA clone NT2RP3002166 5'
1058	13816	26478	2.64	2.0E-37	AU131202.1	EST_HUMAN	AU131202 NT2RFP3 Homo sapiens cDNA clone NT2RP3002166 5'
1958	14682	27405	1.87	2.0E-37	AL163247.2	NT	Homo sapiens chromosome 21 segment HS21C047
3873	16623	28261	4.78	2.0E-37	4503210	NT	Homo sapiens cytochrome P450, subfamily XXVIIA (steroid 27-hydroxylase, cerebrotendinous xanthomatosis), polypeptide 1 (CYP27A1b) mRNA
4968	17683		0.93	2.0E-37	AL163284.2	NT	Homo sapiens chromosome 21 segment HS21C084
5304	18109		0.96	2.0E-37	BF035327.1	EST_HUMAN	601459531F1 NIH_MGC_66 Homo sapiens cDNA clone IMAGE:3862086 5'
6561	19326	32333	3.49	2.0E-37	AA346720.1	EST_HUMAN	EST52931 Fetal heart II Homo sapiens cDNA 5' end
7895	20590	33720	0.46	2.0E-37	BE637764.1	EST_HUMAN	601067534F1 NIH_MGC_10 Homo sapiens cDNA clone IMAGE:3453657 5'
7895	20590	33721	0.46	2.0E-37	BE637764.1	EST_HUMAN	601067534F1 NIH_MGC_10 Homo sapiens cDNA clone IMAGE:3453657 5'
7937	20632	33759	2.88	2.0E-37	BF204032.1	EST_HUMAN	601869157F1 NIH_MGC_17 Homo sapiens cDNA clone IMAGE:4111408 5'
11549	24148	37459	11.22	2.0E-37	AF176013.1	NT	Homo sapiens J domain containing protein 1 isoform b (JDP1) mRNA, complete cds
12784	25037		3.64	2.0E-37	11417972	NT	Homo sapiens pescadillo (zebrafish) homolog 1, containing BRCT domain (PES1), mRNA
2081	14813	27546	4.93	1.0E-37	AL163281.2	NT	Homo sapiens chromosome 21 segment HS21C081

Page 274 of 536  
Table 4

Single Exon Probes Expressed in Brain

Probe SEQ ID NO:	Exon SEQ ID NO:	ORF SEQ ID NO:	Expression Signal	Most Similar (Top) Hit BLAST E Value	Top Hit Accession No.	Top Hit Database Source	Top Hit Descriptor
3192	15955		1.08	1.0E-37	AW862082.1	EST_HUMAN	RC3-CT0347-210400-018-h03 CT0347 Homo sapiens cDNA
3943	16993	29332	0.72	1.0E-37	AF189011.1	NT	Homo sapiens ribonuclease III (RN3) mRNA, complete cds
4888	17615	30234	2.35	1.0E-37	BF371719.1	EST_HUMAN	QV0-FN0180-280700-318-c10 FN0180 Homo sapiens cDNA
5914	18699		0.94	1.0E-37	7305360	NT	Mus musculus otogelin (Otog), mRNA
8113	20807	33940	1.25	1.0E-37	BE546032.1	EST_HUMAN	601072419F1 NIH_MGC_12 Homo sapiens cDNA clone IMAGE:3458308 5' zp21b02.r1 Stratagene neuroepithelium (#937231) Homo sapiens cDNA clone IMAGE:610069 5' similar to contains L.12 L.1 repetitive element.1
8634	21328	34468	2.57	1.0E-37	AA171406.1	EST_HUMAN	Human somatic cytochrome c (HC1) processed pseudogene, complete cds
10597	23291	36529	2.98	1.0E-37	M22878.1	NT	CM9-FT0096-140700-243-d07 FT0096 Homo sapiens cDNA
12363	24768		2.81	1.0E-37	BE771814.1	EST_HUMAN	Rattus norvegicus multidomain presynaptic cytomatrix protein Piccolo (LOC56768), mRNA
5690	18483	31402	2	9.0E-38	10048452	NT	Homo sapiens Grib2-associated binder 2 (KIAA0571), mRNA
1200	13952	26916	2.02	8.0E-38	11436955	NT	602018401F1 NC1_CGAP_Bim67 Homo sapiens cDNA clone IMAGE:4153992 5'
2502	15219	27962	1.8	8.0E-38	BF346221.1	EST_HUMAN	Homo sapiens Grib2-associated binder 2 (KIAA0571), mRNA
12420	13952	26916	1.6	8.0E-38	11436955	NT	Homo sapiens Grib2-associated binder 2 (KIAA0571), mRNA
4197	16938	29563	0.73	7.0E-38	H19092.1	EST_HUMAN	Yus51f07.r1 Soares adult brain N2b5f1855Y Homo sapiens cDNA clone IMAGE:171973 5'
5039	17758		1.31	7.0E-38	AF287283.1	NT	Mus musculus ATP-binding cassette 1, sub-family A, member 1 (Abca1) gene, complete cds
3037	15803	28450	1.2	6.0E-38	BF033033.1	EST_HUMAN	601455722F1 NIH_MGC_68 Homo sapiens cDNA clone IMAGE:3869348 5'
5502	18300	31189	1.8	6.0E-38	11425114	NT	Homo sapiens zinc finger protein ZNF287 (ZNF287), mRNA
5502	18300	31200	1.8	6.0E-38	11425114	NT	Homo sapiens zinc finger protein ZNF287 (ZNF287), mRNA
7228	19913	32986	0.57	6.0E-38	8923130	NT	Homo sapiens hypothetical protein FLJ20128 (FLJ20128), mRNA
11918	24480		2.67	6.0E-38	11436947	NT	Homo sapiens chromosome 12 open reading frame 3 (C12ORF3), mRNA
12395	24783	31038	12.79	6.0E-38	AB002059.1	NT	Homo sapiens DNA for Human P2XM1, complete cds
12767	25161	30900	1.7	6.0E-38	11418164	NT	Homo sapiens adenylosuccinate lyase (ADSL), mRNA
710	13484	26133	1.38	5.0E-38	AW971819.1	EST_HUMAN	EST383908 IMAGE resequences, MAGL Homo sapiens cDNA
2485	15173	27912	0.99	5.0E-38	AJ237740.1	NT	Homo sapiens RIBIIR gene (partial), exon 8
3849	16446	29086	0.85	5.0E-38	7549804	NT	Homo sapiens deiodinase, iodothyronine, type II (DIO2), transcript variant 2, mRNA
3917	16667	29307	0.92	5.0E-38	T83107.1	EST_HUMAN	y440h07.r1 Soares fetal liver spleen 1NFLS Homo sapiens cDNA clone IMAGE:110749 5' similar to SP-OLF3_MOUSE P23275 OLFACTORY RECEPTOR
3917	16667	29308	0.92	5.0E-38	T83107.1	EST_HUMAN	y440h07.r1 Soares fetal liver spleen 1NFLS Homo sapiens cDNA clone IMAGE:110749 5' similar to SP-OLF3_MOUSE P23275 OLFACTORY RECEPTOR
6930	19666	32712	1.48	5.0E-38	BE971610.1	EST_HUMAN	601450148F1 NIH_MGC_65 Homo sapiens cDNA clone IMAGE:3854074 5'
116	12938	25575	4.59	4.0E-38	Z25496.1	NT	B.taurus mitochondrial aspartate aminotransferase mRNA, complete CDS
116	12938	25575	4.59	4.0E-38	Z25496.1	NT	B.taurus mitochondrial aspartate aminotransferase mRNA, complete CDS
116	12936	25576	4.59	4.0E-38	Z25496.1	NT	B.taurus mitochondrial aspartate aminotransferase mRNA, complete CDS
2093	14824		5.25	3.0E-38	AF003530.1	NT	Homo sapiens homeobox protein CDX4 (CDX4) gene, complete cds and flanking repeat regions
3684	16437		2.19	3.0E-38	7549807	NT	Homo sapiens HIRA interacting protein 4 (dnal-like) (HIRIP-4), mRNA



Page 275 of 536  
Table 4

Single Exon Probes Expressed in Brain

Probe SEQ ID NO:	Exon SEQ ID NO:	ORF SEQ ID NO:	Expression Signal	Most Similar (Top) Hit BLAST E Value	Top Hit Accession No.	Top Hit Database Source	Top Hit Descriptor
3836	16587	28224	1.76	3.0E-38	P53538	SWISSPROT	SSU72 PROTEIN
3836	16587	28225	1.76	3.0E-38	P63638	SWISSPROT	SSU72 PROTEIN
4574	17309		1.47	3.0E-38	BE278901.1	EST_HUMAN	601157633F1 NIH_MGC_21 Homo sapiens cDNA clone IMAGE:3504272 5'
6655	25097	32430	8.11	3.0E-38	AL163300.2	NT	Homo sapiens chromosome 21 segment HS21C100
7144	19831	32900	0.66	3.0E-38	AW302461.1	EST_HUMAN	xw04d01.x1 NCI_CGAP_Bim53 Homo sapiens cDNA clone IMAGE:2827009 3'
7488	20160	33252	8.26	3.0E-38	BF373664.1	EST_HUMAN	CM3-FT0181-140700-241-r07 FT0181 Homo sapiens cDNA
8548	21240	34383	2.1	3.0E-38	H85494.1	EST_HUMAN	CM3-FT0181-140700-241-r07 FT0181 Homo sapiens cDNA clone IMAGE:249775 5'
8548	21240	34384	2.1	3.0E-38	H85494.1	EST_HUMAN	yw88b04.r1 Soares melanocyte 2NbhM Homo sapiens cDNA clone IMAGE:249775 5'
9872	22522		2.24	3.0E-38	AL163248.2	NT	Homo sapiens chromosome 21 segment HS21C048
12630	17896	30488	1.65	3.0E-38	11435947	NT	Homo sapiens chromosome 12 open reading frame 3 (C12ORF3), mRNA
49	12878	25504	1.4	2.0E-38	AL163248.2	NT	Homo sapiens chromosome 21 segment HS21C048
1358	14106	26781	2.99	2.0E-38	5902087	NT	Homo sapiens SMT3 (suppressor of mit two 3, yeast) homolog 2 (SMT3H2), mRNA
1641	14387	27076	2.21	2.0E-38	AA437353.1	EST_HUMAN	zw30d01.r1 Soares ovary tumor NbHOT Homo sapiens cDNA clone IMAGE:770785 5' similar to SW:MA12_RABIT P45701 MANNOSYL-OLIGOSACCHARIDE ALPHA-1,2-MANNOSIDASE ;
1641	14387	27076	2.21	2.0E-38	AA437353.1	EST_HUMAN	zw30d01.r1 Soares ovary tumor NbHOT Homo sapiens cDNA clone IMAGE:770785 5' similar to SW:MA12_RABIT P45701 MANNOSYL-OLIGOSACCHARIDE ALPHA-1,2-MANNOSIDASE ;
2408	16129	27865	1.45	2.0E-38	W78571.1	EST_HUMAN	zw30d01.r1 Soares ovary tumor NbHOT Homo sapiens cDNA clone IMAGE:770785 5' similar to SW:MA12_RABIT P45701 MANNOSYL-OLIGOSACCHARIDE ALPHA-1,2-MANNOSIDASE ;
5632	18427	31339	0.69	2.0E-38	Z26634.2	NT	zdb66g09.r1 Soares_fetal_heart_NbHH19W Homo sapiens cDNA clone IMAGE:345664 5'
5632	18427	31340	0.69	2.0E-38	Z26634.2	NT	Homo sapiens mRNA for ankyrin B (440 kDa)
7619	20265	33395	1.46	2.0E-38	AV721103.1	EST_HUMAN	AV721103 HTB Homo sapiens cDNA clone HTBARH11 5'
8382	21075		4.38	2.0E-38	BE165980.1	EST_HUMAN	MR3-HT0487-150200-113-g01 HT0487 Homo sapiens cDNA
8793	21485	34631	0.56	2.0E-38	F09450.1	EST_HUMAN	HSC18F031 normalized infant brain cDNA Homo sapiens cDNA clone c-18f03
8864	21555	34700	2.04	2.0E-38	AF069755.1	NT	Homo sapiens orphan G protein-coupled receptor HG20 (HG20) mRNA, complete cds
9121	21809		1.06	2.0E-38	BE222256.1	EST_HUMAN	hu08g02.x1 NCI_CGAP_Lu24 Homo sapiens cDNA clone IMAGE:3166130 3' similar to TR:O02710 O02710 GAG POLYPROTEIN. ;
10346	22993	36212	1.71	2.0E-38	D63479.2	NT	Homo sapiens mRNA for KIAA0145 protein, partial cds
11200	23865	37151	1.37	2.0E-38	AA595480.1	EST_HUMAN	nc034g03.s1 NCI_CGAP_Pr23 Homo sapiens cDNA clone IMAGE:1102612 3' similar to TR:E212316 E212316 NADP DEPENDENT LEUKOTREINE B4 12-HYDROXYDEHYDROGENASE. ;
11200	23865	37152	1.37	2.0E-38	AA595480.1	EST_HUMAN	nc034g03.s1 NCI_CGAP_Pr23 Homo sapiens cDNA clone IMAGE:1102612 3' similar to TR:E212316 E212316 NADP DEPENDENT LEUKOTREINE B4 12-HYDROXYDEHYDROGENASE. ;
11472	24073	37382	5.79	2.0E-38	BE712790.1	EST_HUMAN	QV2-HT0698-080800-293-e05 HT0698 Homo sapiens cDNA
11638	24235	37657	3.52	2.0E-38	AF190501.1	NT	Homo sapiens leucine-rich repeat-containing G protein-coupled receptor 6 (LGR6) mRNA, partial cds

Page 276 of 536  
Table 4  
Single Exon Probes Expressed in Brain

Probe SEQ ID NO:	Exon SEQ ID NO:	ORF SEQ ID NO:	Expression Signal	Most Similar (Top) Hit BLAST E Value	Top Hit Accession No.	Top Hit Database Source	Top Hit Descriptor
11638	24236	37558	3.52	2.0E-38	AF190501.1	NT	Homo sapiens leucine-rich repeat-containing G protein-coupled receptor 6 (LGR6) mRNA, partial cds
11971	24517		3.05	2.0E-38	AV726988.1	EST_HUMAN	AV726988 HTC Homo sapiens cDNA clone HTCAXH07 5'
11973	24518		2.06	2.0E-38	AB012723.1	NT	Homo sapiens gene for kinesin-like protein, complete cds
12260	24705	31081	6.45	2.0E-38	H55641.1	EST_HUMAN	CHR220580 Chromosome 22 exon Homo sapiens cDNA clone C22_788 5'
12323	24742		1.43	2.0E-38	S74806.1	NT	E1 beta-pyruvate dehydrogenase beta (promoter) [human, placenta, Genbank, 1280 nt]
12777	26031		3.76	2.0E-38	11418248	NT	Homo sapiens sulfotransferase-related protein (SUL TX3), mRNA
1071	13829		2.55	1.0E-38	AA401570.1	EST_HUMAN	z62b02.r1 Soares_testis_NHT Homo sapiens cDNA clone IMAGE:742539 5' similar to contains element MER19 repetitive element;
1992	14728	27450	2.53	1.0E-38	4885288	NT	Homo sapiens guanine nucleotide binding protein-like 1 (GNL1), mRNA
2012	14747	27475	1.11	1.0E-38	7661969	NT	Homo sapiens KIAA0173 gene product (KIAA0173), mRNA
2499	15216	27960	2.34	1.0E-38	AF270831.1	NT	Homo sapiens cyclin K (CCNK) gene, exon 7
4280	17029	29658	1.23	1.0E-38	AL163203.2	NT	Homo sapiens chromosome 21 segment HS21C003
4280	17029	29658	1.23	1.0E-38	AL163203.2	NT	Homo sapiens chromosome 21 segment HS21C003
4558	17293	29521	1	1.0E-38	8922543	NT	Homo sapiens hypothetical protein FLJ10600 (FLJ10600), mRNA
5937	18719	31677	4.71	1.0E-38	7305360	NT	Mus musculus otogelin (Otog), mRNA
5937	18719	31678	4.71	1.0E-38	7305360	NT	Mus musculus otogelin (Otog), mRNA
7304	18987	33063	3.15	1.0E-38	AB014512.1	NT	Homo sapiens mRNA for KIAA0612 protein, partial cds
8051	21740	34898	0.71	1.0E-38	11422250	NT	Homo sapiens hypothetical protein FLJ10600 (FLJ10600), mRNA
8310	21977	35160	5.13	1.0E-38	BE350127.1	EST_HUMAN	h109g01.x1 NCI_CGAP_Kid13 Homo sapiens cDNA clone IMAGE:3146256 3' similar to contains MER29.b3
10301	22948	36163	0.58	1.0E-38	R18512.1	EST_HUMAN	MER29 repetitive element;
11588	24187	37503	1.28	1.0E-38	7682109	NT	yf96b08.r1 Soares infant brain 1N1B Homo sapiens cDNA clone IMAGE:30486 5'
12118	25140		2.2	1.0E-38	AL163284.2	NT	Homo sapiens KIAA0426 gene product (KIAA0426), mRNA
53	12882	25510	15.3	8.0E-39	4502312	NT	Homo sapiens chromosome 21 segment HS21C084
1373	14121	26796	1.45	8.0E-39	4758229	NT	Homo sapiens ATPase, H+ transporting, lysosomal (vacuolar proton pump) 16kD (ATP6C) mRNA
1821	14560		1.27	8.0E-39	AI823404.1	EST_HUMAN	Homo sapiens estrogen receptor-binding fragment-associated gene 9 (EBAG9) mRNA
2087	14819	27650	5.78	7.0E-39	AL163227.2	NT	wh53f10.x1 NCI_CGAP_Kid11 Homo sapiens cDNA clone IMAGE:2384491 3' similar to TR:P87890 P87890
10711	23400	36639	2.24	6.0E-39	BF331829.1	EST_HUMAN	POL PROTEIN;
12696	24979		1.66	6.0E-39	BE070394.1	EST_HUMAN	Homo sapiens chromosome 21 segment HS21C027
987	13760	28412	1.57	5.0E-39	AF003528.1	NT	QV1-BT0631-040900-357-02 BT0631 Homo sapiens cDNA 7634c03.x1 NCI_CGAP_Lu24 Homo sapiens cDNA clone IMAGE:3284356 3' similar to WP:R151.6 CE00828; Homo sapiens X-linked anhidrotic ectodermal dysplasia protein gene (EDA), exon 2 and flanking repeat regions

Page 277 of 536  
Table 4

Single Exon Probes Expressed in Brain

Probe SEQ ID NO:	Exon SEQ ID NO:	ORF SEQ ID NO:	Expression Signal	Most Similar (Top) Hit BLAST E Value	Top Hit Accession No.	Top Hit Database Source	Top Hit Descriptor
2884	15750	25397	8.62	5.0E-39	A1750154.1	EST_HUMAN	al36604.x1 Bartshead codon HPLRB7 Homo sapiens cDNA clone IMAGE:2374063 3' similar to TR:Q15408 Q15408 NEUTRAL PROTEASE LARGE SUBUNIT ;contains LTR7.t1 LTR7 repetitive element ;
12410	24763		2.04	6.0E-39	114202289	NT	Homo sapiens hypothetical protein FLJ10803 (FLJ10803), mRNA
537	13320	25954	6.78	4.0E-39	AB0156610.1	NT	Chlorococcus aesthiops mRNA for ribosomal protein S4X, complete cds
3559	16314	28961	0.97	4.0E-39	AL163210.2	NT	Homo sapiens chromosome 21 segment HS21C010
7974	20669	33791	1.27	4.0E-39	AA682949.1	EST_HUMAN	ae92q04.s1 Stratagene schizo brain S11 Homo sapiens cDNA clone IMAGE:1020438 3' similar to contains OFR.b1 OFR repetitive element ;
9228	21907	35078	0.56	4.0E-39	D84116.1	NT	Homo sapiens DNA for prostacyclin synthase, exon 2
9228	21907	35078	0.56	4.0E-39	D84116.1	NT	Homo sapiens DNA for prostacyclin synthase, exon 2
12427	24802		4.47	4.0E-39	11418177	NT	Homo sapiens Ran GTPase activating protein 1 (RANGAP1), mRNA
12534	24878		2.71	4.0E-39	BE836482.1	EST_HUMAN	QVQ-FN0063-260600-278-c06 FN0063 Homo sapiens cDNA
46	12875	25498	14.86	3.0E-39	AA631949.1	EST_HUMAN	fimfc16 Regional genomic DNA specific cDNA library Homo sapiens cDNA clone CR12-1
46	12875	25499	14.88	3.0E-39	AA631949.1	EST_HUMAN	fimfc16 Regional genomic DNA specific cDNA library Homo sapiens cDNA clone CR12-1
46	12875	25500	14.86	3.0E-39	AA631949.1	EST_HUMAN	fimfc16 Regional genomic DNA specific cDNA library Homo sapiens cDNA clone CR12-1
11963	24511	37257	4.35	3.0E-39	A1084557.1	EST_HUMAN	cx63a10.s1 Soares_NHMPu_S1 Homo sapiens cDNA clone IMAGE:1660986 3' similar to SW:GTR5_RAT P43427 GLUCOSE TRANSPORTER TYPE 5, SMALL INTESTINE ;
11963	24511	37258	4.35	3.0E-39	A1084557.1	EST_HUMAN	cx63a10.s1 Soares_NHMPu_S1 Homo sapiens cDNA clone IMAGE:1660986 3' similar to SW:GTR5_RAT P43427 GLUCOSE TRANSPORTER TYPE 5, SMALL INTESTINE ;
12006	24541		5.82	3.0E-39	H37903.1	EST_HUMAN	jp51c08.s1 Soares retina N2b4HR Homo sapiens cDNA clone IMAGE:180954 3'
877	13846		6.8	2.0E-39	BE408203.1	EST_HUMAN	601301607F1 NIH_MGC_21 Homo sapiens cDNA clone IMAGE:3636289 5'
892	13661		14.08	2.0E-39	A1525119.1	EST_HUMAN	promme-7.D01.r bvtumor Homo sapiens cDNA 5'
1009	13769		4.2	2.0E-39	AF000573.1	NT	Homo sapiens homeogenisate 1,2-dioxigenase gene, complete cds
1520	14287		11.91	2.0E-39	AW372318.1	EST_HUMAN	PMO-BT0340-211299-003-602 BT0340 Homo sapiens cDNA
1966	14702	27419	3.28	2.0E-39	AA720574.1	EST_HUMAN	hw21g02.s1 NCI_CGAP_GC80 Homo sapiens cDNA clone IMAGE:1241138 3' similar to contains THR.13 THR repetitive element ;
2634	16346	28089	1.84	2.0E-39	AL163248.2	NT	Homo sapiens chromosome 21 segment HS21C048
4370	17108	29743	1.48	2.0E-39	BF370207.1	EST_HUMAN	RC4-FN0037-280700-011-at10 FN0037 Homo sapiens cDNA
5403	18203	30907	4.21	2.0E-39	AA508880.1	EST_HUMAN	rg86603.s1 NCI_CGAP_P16 Homo sapiens cDNA clone IMAGE:941693
7269	18953	33029	2.36	2.0E-39	AA080867.1	EST_HUMAN	zr06r02.1 Stratagene hNT neuron (#837233) Homo sapiens cDNA clone IMAGE:546651 5'
7431	20108	33195	0.72	2.0E-39	AL163202.2	NT	Homo sapiens chromosome 21 segment HS21C002
7431	20108	33196	0.72	2.0E-39	AL163202.2	NT	Homo sapiens chromosome 21 segment HS21C002
8209	20803	34038	0.67	2.0E-39	AF078779.1	NT	Rattus norvegicus putative four repeat ion channel mRNA, complete cds
9394	22056		0.55	2.0E-39	AA984531.1	EST_HUMAN	am88c11.s1 Stratagene schizo brain S11 Homo sapiens cDNA clone IMAGE:1630166 3'

Table 4

Single Exon Probes Expressed In Brain

Probe SEQ ID NO:	Exon SEQ ID NO:	ORF SEQ ID NO:	Expression Signal	Most Similar (Top) Hit BLAST E Value	Top Hit Accession No.	Top Hit Database Source	Top Hit Descriptor
9526	22179		0.73	2.0E-39	A1686860.1	EST_HUMAN	tu35e03.x1 NCI_CGAP_P128 Homo sapiens cDNA clone IMAGE:2263052.3
11409	24058	37365	2.97	2.0E-39	D86964.1	NT	Human mRNA for KIAA0209 gene, partial cds
1503	14249	26936	3.71	1.0E-39	AJ006345.1	NT	Homo sapiens KVLQT1 gene
1503	14249	26937	3.71	1.0E-39	AJ006345.1	NT	Homo sapiens KVLQT1 gene
1521	14268	26952	4.24	1.0E-39	7657020	NT	Homo sapiens DKFZp434P211 protein (DKFZP434P211), mRNA
4098	16841	29467	0.7	1.0E-39	11430303	NT	Homo sapiens catenin (cadherin-associated protein), alpha 2 (CTNNA2), mRNA
4098	16841	29468	0.7	1.0E-39	11430303	NT	Homo sapiens catenin (cadherin-associated protein), alpha 2 (CTNNA2), mRNA
4612	17347	29980	2.5	1.0E-39	AW851895.1	EST_HUMAN	EST364065 MAGE resequences, MAGB Homo sapiens cDNA
4612	17347	29981	2.5	1.0E-39	AW851895.1	EST_HUMAN	EST364065 MAGE resequences, MAGB Homo sapiens cDNA
4654	17368	30021	8.96	1.0E-39	7657020	NT	Homo sapiens DKFZp434P211 protein (DKFZP434P211), mRNA
6274	18078	30735	1.02	1.0E-39	11417342	NT	Homo sapiens sema domain, seven thrombospondin repeats (type 1 and type 1-like), transmembrane domain (TM) and short cytoplasmic domain, (semaphorin) 5A (SEMA5A), mRNA
5274	18079	30736	1.02	1.0E-39	11417342	NT	Homo sapiens sema domain, seven thrombospondin repeats (type 1 and type 1-like), transmembrane domain (TM) and short cytoplasmic domain, (semaphorin) 5A (SEMA5A), mRNA
5542	18339	31246	1.97	1.0E-39	T80876.1	EST_HUMAN	Alu repetitive element; contains LTR1 repetitive element;
5578	18375	31287	4.84	1.0E-39	AJ278170.1	NT	Yd28g06.r1 Soares fetal liver spleen TNF1LS Homo sapiens cDNA clone IMAGE:109402.5 similar to contains
5578	18375	31288	4.84	1.0E-39	AJ278170.1	NT	Mus musculus mRNA for neuronal interacting factor X1 (NIX1) (Nix1 gene)
6727	19561		1.57	1.0E-39	11436736	NT	Mus musculus mRNA for neuronal interacting factor X1 (NIX1) (Nix1 gene)
7264	18948	33025	1.8	1.0E-39	D78132.1	NT	Homo sapiens tubby like protein 3 (TULP3), mRNA
8462	21154	34297	1.03	1.0E-39	O46530	SWISSPROT	Homo sapiens mRNA for ras-related GTP-binding protein, complete cds
12357	24761		1.34	1.0E-39	U07000.1	NT	RIBONUCLEASE K6 PRECURSOR (RNASE K6)
542	13326	28957	1.88	9.0E-40	5803210	NT	Human breakpoint cluster region (BCR) gene, complete cds
1213	13963	26829	15.14	9.0E-40	4755145	NT	Homo sapiens UDP-glucose pyrophosphorylase 2 (UGP2), mRNA
1213	13963	26630	15.14	9.0E-40	4755145	NT	Homo sapiens AE-binding protein 1 (AEBP1) mRNA
1432	14179	26865	6.54	9.0E-40	4507512	NT	Homo sapiens tissue inhibitor of metalloproteinase 3 (Sarsby fundus dystrophy, pseudoinflammatory) (TIMP3) mRNA
3765	16517	29165	0.97	9.0E-40	4603764	NT	Homo sapiens fragile X mental retardation 1 (FMR1) mRNA
3959	17878	29343	3.99	9.0E-40	AB093070.1	NT	Homo sapiens mRNA for KIAA1244 protein, partial cds
3038	15802	28449	0.84	8.0E-40	AA078165.1	EST_HUMAN	7H15A04 Chromosome 7 Hala cDNA Library Homo sapiens cDNA clone 7H15A04
3903	16653		3.35	8.0E-40	BE396541.1	EST_HUMAN	601289958F1 NIH_MGC_8 Homo sapiens cDNA clone IMAGE:3619166.5
7616	20282	33390	2.03	7.0E-40	U60325.1	NT	Human DNA polymerase gamma mRNA, nuclear gene encoding mitochondrial protein, complete cds

Page 279 of 536  
Table 4  
Single Exon Probes Expressed in Brain

Probe SEQ ID NO:	Exon SEQ ID NO:	ORF SEQ ID NO:	Expression Signal	Most Similar (Top) Hit BLAST E Value	Top Hit Accession No.	Top Hit Database Source	Top Hit Descriptor
7616	20282	33991	2.03	7.0E-40	U60325.1	NT	Human DNA polymerase gamma mRNA, nuclear gene encoding mitochondrial protein, complete cds
10813	23496	36732	2.27	7.0E-40	AL163246.2	NT	Homo sapiens chromosome 21 segment HS21C046
2730	15437	28174	8.41	6.0E-40	AA361275.1	EST_HUMAN	EST70527 T-cell lymphoma Homo sapiens cDNA 5' end similar to similar to zinc finger protein family
2730	15437	28175	8.41	6.0E-40	AA361275.1	EST_HUMAN	EST70527 T-cell lymphoma Homo sapiens cDNA 5' end similar to similar to zinc finger protein family
5849	18636		2.24	6.0E-40	BE504766.1	EST_HUMAN	h240g01.x1 NCL_CGAP_GC6 Homo sapiens cDNA clone IMAGE:3210480 3'
6055	18835		1.11	6.0E-40	7661999	NT	Homo sapiens KIAA0211 gene product (KIAA0211), mRNA
6836	19498	32522	3.56	6.0E-40	11439783	NT	Homo sapiens fatty acid desaturase 1 (FADS1), mRNA
6836	19498	32523	3.56	6.0E-40	11439783	NT	Homo sapiens fatty acid desaturase 1 (FADS1), mRNA
9877	22527	35722	10.25	6.0E-40	AV653028.1	EST_HUMAN	AV653028 GLC Homo sapiens cDNA clone GLCDGF04 3'
8877	22527	35723	10.25	6.0E-40	AV653028.1	EST_HUMAN	AV653028 GLC Homo sapiens cDNA clone GLCDGF04 3'
1869	14607	27318	1.78	4.0E-40	A1686005.1	EST_HUMAN	h91b01.x1 NCL_CGAP_P128 Homo sapiens cDNA clone IMAGE:2248873 3' similar to TR:O73505 O73505 POL. PROTEIN.1
2101	14832		2.27	4.0E-40	AF003528.1	NT	Homo sapiens X-linked anhidrotic ectodermal dysplasia protein gene (EDA), exon 2 and flanking repeat regions
4356	17094	29729	9.08	4.0E-40	7662117	NT	Homo sapiens KIAA0433 protein (KIAA0433), mRNA
7786	20481	33606	0.5	4.0E-40	AU127831.1	EST_HUMAN	AU127831 NT2RP2 Homo sapiens cDNA clone NT2RP2002172 5'
7880	20585	33714	6.22	4.0E-40	AA742809.1	EST_HUMAN	m34e10.r1 NCL_CGAP_Br4 Homo sapiens cDNA clone IMAGE:1222122
8953	21644	34793	5.17	4.0E-40	BE009416.1	EST_HUMAN	P1M0-BN0167-070500-002-h12 BN0167 Homo sapiens cDNA
8953	21644	34794	5.17	4.0E-40	BE009416.1	EST_HUMAN	P1M0-BN0167-070500-002-h12 BN0167 Homo sapiens cDNA
10816	23309	36548	3.03	4.0E-40	AW944585.1	EST_HUMAN	RC1-CN0017-120200-012-e04 CN0017 Homo sapiens cDNA
4111	16854	29481	1.02	3.0E-40	A1926949.1	EST_HUMAN	wh12R07.x1 NCL_CGAP_Kid11 Homo sapiens cDNA clone IMAGE:2380549 3'
6543	19308	32313	7.02	3.0E-40	11417342	NT	Homo sapiens sema domain, seven thrombospondin repeats (type 1 and type 1-like), transmembrane domain (TM) and short cytoplasmic domain, (semaphorin) 5A (SEMA5A), mRNA
8280	20974	34116	3.62	3.0E-40	5454187	NT	Homo sapiens HBV associated factor (XAP4) mRNA
8988	21559	34704	1.25	3.0E-40	AF078778.1	NT	Rattus norvegicus putative four repeat ion channel mRNA, complete cds
9111	21799	34963	1.42	3.0E-40	AF078779.1	NT	Rattus norvegicus putative four repeat ion channel mRNA, complete cds
11292	23895	37182	8.36	3.0E-40	6005813	NT	Homo sapiens serine threonine protein kinase (NDR), mRNA
11593	24162	37479	2.23	3.0E-40	AW118799.1	EST_HUMAN	xd96h02.x1 Soares_NFL_T_GBC_S1 Homo sapiens cDNA clone IMAGE:2605491 3' similar to TR:Q16904
317	13120		8.63	2.0E-40	A1223036.1	EST_HUMAN	Q16904 SIMILAR TO ENV OF TYPE A AND TYPE B RETROVIRUSES AND TO CLASS II HERV5 ; q952h08.x1 Soares_tbetis_NHT Homo sapiens cDNA clone IMAGE:1838847 3'

Page 280 of 536  
Table 4  
Single Exon Probes Expressed in Brain

Probe SEQ ID NO:	Exon SEQ ID NO:	ORF SEQ ID NO:	Expression Signal	Most Similar (Top) Hit BLAST E Value	Top Hit Accession No.	Top Hit Database Source	Top Hit Descriptor
777	13649		1.61	2.0E-40	AW303888.1	EST_HUMAN	xr24e10.x1 NCL_CGAP_Ut4 Homo sapiens cDNA clone IMAGE:2761098 3' similar to SW:RS5_MOUSE
1818	14557		0.92	2.0E-40	AV731601.1	EST_HUMAN	P97461 40S RIBOSOMAL PROTEIN S5. ;
1927	14663	27375	1.58	2.0E-40	4506188	NT	AV731601 HTF Homo sapiens cDNA clone HTFAZE06 6'
1927	14663	27376	1.58	2.0E-40	4506188	NT	Homo sapiens proteasome (prosome, macropain) subunit, alpha type, 7 (PSMA7) mRNA, and translated products
2064	14786	27522	1.21	2.0E-40	AI968562.1	EST_HUMAN	Homo sapiens proteasome (prosome, macropain) subunit, alpha type, 7 (PSMA7) mRNA, and translated products
2168	14895	27630	2.48	2.0E-40	5453592	NT	wf00a11.x1 NCL_CGAP_GC6 Homo sapiens cDNA clone IMAGE:2514716 3' similar to TR:Q91829 Q91829 ZINC FINGER PROTEIN. ;
2695	15404		1.44	2.0E-40	BE275882.1	EST_HUMAN	Homo sapiens adenylyl cyclase-associated protein 2 (CAP2) mRNA
3123	15888	28529	4.28	2.0E-40	6483592	NT	601121967F1 NIH_MGC_20 Homo sapiens cDNA clone IMAGE:3345784 5'
4843	17573	30197	1.68	2.0E-40	AL163280.2	NT	Homo sapiens adenylyl cyclase-associated protein 2 (CAP2) mRNA
4843	17573	30198	1.68	2.0E-40	AL163280.2	NT	Homo sapiens chromosome 21 segment HS21C080
863	13632		1.78	1.0E-40	AA226989.1	EST_HUMAN	Homo sapiens chromosome 21 segment HS21C080
2627	15339	28083	0.93	1.0E-40	BF036881.1	EST_HUMAN	nc09a09.s1 NCL_CGAP_P11 Homo sapiens cDNA clone IMAGE:1007608
2692	15401		1.34	1.0E-40	BE018348.1	EST_HUMAN	601460375F1 NIH_MGC_66 Homo sapiens cDNA clone IMAGE:3863803 5'
2741	15447	28185	1.18	1.0E-40	BF541030.1	EST_HUMAN	bb78a10.y1 NIH_MGC_10 Homo sapiens cDNA clone IMAGE:3048570 5' similar to TR:Q9Z158 Q9Z158 SYNTAXIN 17. ;
2741	15447	28186	1.18	1.0E-40	BF541030.1	EST_HUMAN	602068604F1 NIH_MGC_58 Homo sapiens cDNA clone IMAGE:4067736 5'
3282	16053		1.27	1.0E-40	4507142	NT	602068604F1 NIH_MGC_58 Homo sapiens cDNA clone IMAGE:4067736 5'
4571	17306	29934	4.52	1.0E-40	4508012	NT	Homo sapiens sorting nexin 3 (SNX3) mRNA
6161	18938	31907	0.75	1.0E-40	W92708.1	EST_HUMAN	Homo sapiens zinc finger protein 200 (ZNF200) mRNA, and translated products
6161	18938	31908	0.75	1.0E-40	W92708.1	EST_HUMAN	zh79f11.s1 Soares_fetal_liver_spleen_1NFLS_S1 Homo sapiens cDNA clone IMAGE:418317 3'
6987	18680	32727	1.77	1.0E-40	AA573201.1	EST_HUMAN	zh79f11.s1 Soares_fetal_liver_spleen_1NFLS_S1 Homo sapiens cDNA clone IMAGE:418317 3'
6987	18680	32728	1.77	1.0E-40	AA573201.1	EST_HUMAN	hj42d04.s1 NCL_CGAP_AA1 Homo sapiens cDNA clone IMAGE:995167 3'
7133	19820	32888	0.69	1.0E-40	P26808	SWISSPROT	hj42d04.s1 NCL_CGAP_AA1 Homo sapiens cDNA clone IMAGE:995167 3'
10934	23516	36768	8.34	1.0E-40	AU149345	EST_HUMAN	POL_POLYPROTEIN[CONTAINS: PROTEASE; REVERSE TRANSCRIPTASE; RIBONUCLEASE H]
11694	24289	37612	1.89	1.0E-40	AA614255.1	EST_HUMAN	AU149345 NT2RM4 Homo sapiens cDNA clone NT2RM4002122 3'
11994	24289	37613	1.89	1.0E-40	AA614255.1	EST_HUMAN	np08h03.s1 NCL_CGAP_P3 Homo sapiens cDNA clone IMAGE:1116861 similar to TR:G1136406
12376	25274		10.09	1.0E-40	BF334112.1	EST_HUMAN	G1136406 KIAA0173 PROTEIN. ;
7822	20517	33643	1.62	8.0E-41	AL163203.2	NT	G1136406 KIAA0173 PROTEIN. ;
							G1136406 KIAA0173 PROTEIN. ;
							G1136406 KIAA0173 PROTEIN. ;
							IR2-CT0222-211099-002-e10 CT0222 Homo sapiens cDNA
							Homo sapiens chromosome 21 segment HS21C003

Page 281 of 536  
Table 4  
Single Exon Probes Expressed in Brain

Probe SEQ ID NO:	Exon SEQ ID NO:	ORF SEQ ID NO:	Expression Signal	Most Similar (Top) Hit BLAST E Value	Top Hit Accession No.	Top Hit Database Source	Top Hit Descriptor
809	15553	26246	1.24	7.0E-41	A1934364.1	EST_HUMAN	wp04h04.x1 NCI_CGAP_Kid11 Homo sapiens cDNA clone IMAGE:2463895 3'
809	15553	26247	1.24	7.0E-41	A1934364.1	EST_HUMAN	wp04h04.x1 NCI_CGAP_Kid11 Homo sapiens cDNA clone IMAGE:2463895 3'
4809	17344	29976	0.92	7.0E-41	BE389592.1	EST_HUMAN	601282077F1 NIH_MGC_44 Homo sapiens cDNA clone IMAGE:3603955 5'
4809	17344	29977	0.92	7.0E-41	BE389592.1	EST_HUMAN	601282077F1 NIH_MGC_44 Homo sapiens cDNA clone IMAGE:3603955 5'
5183	17891	30507	1.2	7.0E-41	11545770	NT	Homo sapiens hypothetical protein FLJ13188 (FLJ13188), mRNA
5918	18703	31656	3.49	7.0E-41	11416208	NT	Homo sapiens a disintegrin and metalloproteinase domain 22 (ADAM22), mRNA
6260	19034	32009	0.61	7.0E-41	11433010	NT	Homo sapiens IQ motif containing GTPase activating protein 1 (IQGAP1), mRNA
6895	17971	30528	0.68	7.0E-41	U72335.1	NT	Human platelet activating factor acetylhydrolase, brain isoform, 45 kDa subunit (LIS1) gene, exons 3 and 4
11411	24060	37366	2.23	7.0E-41	4756445	NT	Homo sapiens guanine nucleotide binding protein 10 (GNNG10) mRNA
11631	24228	37552	1.73	7.0E-41	AF223391.1	NT	Homo sapiens calcium channel alpha1E subunit (CACNA1E) gene, exons 7-49, and partial cds, alternatively spliced
12782	25271		4.35	7.0E-41	11417972	NT	Homo sapiens pascadillo (zabrafish) homolog 1, containing BRCT domain (PES1), mRNA
2104	14835	25724	1.19	6.0E-41	AB037163.1	NT	Homo sapiens DSCR5b mRNA, complete cds
4433	17169	29797	2.04	6.0E-41	7657042	NT	Homo sapiens Down syndrome candidate region 1 (DSCR1), mRNA
7871	20586	33992	1.44	6.0E-41	BE567816.1	EST_HUMAN	601340485F1 NIH_MGC_63 Homo sapiens cDNA clone IMAGE:3682877 5'
1795	14535	27244	1.11	5.0E-41	BF513763.1	EST_HUMAN	UI-H-BW1-amp-b-03-0-UJ.s1 NCI_CGAP_Sub7 Homo sapiens cDNA clone IMAGE:3070421 3'
4087	16830		1.07	5.0E-41	T62828.1	EST_HUMAN	yc03e10.s1 Stratagene lung (#837210) Homo sapiens cDNA clone IMAGE:79626 3'
6452	19220		2.29	5.0E-41	4885636	NT	Homo sapiens target of myb1 (chicken) homolog (TOM1), mRNA
982	13169		2.42	4.0E-41	BE067042.1	EST_HUMAN	PM4-BT0341-251189-002-F11 BT0341, Homo sapiens cDNA
1076	13834	26492	1.26	4.0E-41	BE156318.1	EST_HUMAN	QV0-HT0367-150200-114-g09 HT0367 Homo sapiens cDNA
1388	14135	26910	15.51	4.0E-41	AU119344.1	EST_HUMAN	AU119344 HEMBA1 Homo sapiens cDNA clone HEMBA1005583 5'
1388	14135	26910	15.51	4.0E-41	AU119344.1	EST_HUMAN	ow45e06.s1 Soares parathyroid_tumor_NbHPA Homo sapiens cDNA clone IMAGE:1849794 3' similar to TR:O00597 O00597 CYTOCHROME C-LIKE POLYPEPTIDE; contains LTR5.b1 LTR5 repetitive element;
1403	14180	26930	1.88	4.0E-41	A027117.1	EST_HUMAN	ow45e06.s1 Soares parathyroid_tumor_NbHPA Homo sapiens cDNA clone IMAGE:1849794 3' similar to TR:O00597 O00597 CYTOCHROME C-LIKE POLYPEPTIDE; contains LTR5.b1 LTR5 repetitive element;
1632	14378	27065	6.08	4.0E-41	A027117.1	EST_HUMAN	Homo sapiens gene for activin receptor type IIB, complete cds
2891	15658	28302	3.55	4.0E-41	AB008681.1	NT	hm96c04.x1 NCI_CGAP_Bim25 Homo sapiens cDNA clone IMAGE:2165958 3' similar to contains OFR.b1 OFR repetitive element;
2891	15658	28303	3.55	4.0E-41	A1500406.1	EST_HUMAN	OFR repetitive element;
4124	16866	29493	2.24	4.0E-41	AJ229041.1	NT	Homo sapiens 959 kb contig between AML1 and CBR1 on chromosome 21q22; segment 1/3
					AJ229041.1	NT	Homo sapiens 959 kb contig between AML1 and CBR1 on chromosome 21q22; segment 1/3
					X62985.1	NT	H.sapiens DNase I hypersensitive site (HSS-3) enhancer element

Page 282 of 536  
Table 4  
Single Exon Probes Expressed in Brain

Probe SEQ ID NO:	Exon SEQ ID NO:	ORF SEQ ID NO:	Expression Signal	Most Similar (Top) Hit BLAST E Value	Top Hit Accession No.	Top Hit Database Source	Top Hit Descriptor
6416	19184		1.41	4.0E-41	AV758295.1	EST_HUMAN	AV758295 BM Homo sapiens cDNA clone BMFBHC06 5'
9593	22246	35430	7.24	4.0E-41	BF304683.1	EST_HUMAN	601868096F1 NIH_MGC_17 Homo sapiens cDNA clone IMAGE:4122119 5'
11671	24266		11.07	4.0E-41	AV710480.1	EST_HUMAN	AV710480 Cu Homo sapiens cDNA clone CuAAC007 5'
12546	25164		1.63	4.0E-41	AV708431.1	EST_HUMAN	AV708431 ADC Homo sapiens cDNA clone ADCARE02 5'
12727	24998	30971	1.69	4.0E-41	BE887118.1	EST_HUMAN	601508315F1 NIH_MGC_71 Homo sapiens cDNA clone IMAGE:3910059 5'
827	13694	26358	2.68	3.0E-41	AB030176.1	NT	Homo sapiens PAD-H19 mRNA for peptidylarginine deiminase type II, complete cds
4301	17040	29867	2.45	3.0E-41	AB028898.1	NT	Homo sapiens DNA, DLEC1 to ORCTL4 gene region, section 1/2 (DLEC1, ORCTL3, ORCTL4 genes, complete cds)
5404	18204	30908	7.78	3.0E-41	X87989.1	NT	H. sapiens mRNA for putative p64 CLCP protein
6298	19061	32043	1.59	3.0E-41	AB037808.1	NT	Homo sapiens mRNA for KIAA1387 protein, partial cds
7159	19846	32916	0.71	3.0E-41	AA356168.1	EST_HUMAN	EST164683 Jurkat T-cells V1 Homo sapiens cDNA 5' end
11730	24323	37647	1.26	3.0E-41	AJ229041.1	NT	Homo sapiens 959 kb contig between AML1 and CBR1 on chromosome 21q22; segment 1/3
11924	24485		1.52	3.0E-41	AA609789.1	EST_HUMAN	af17710.s1 Soares_testis_NHT Homo sapiens cDNA clone IMAGE:1031947 3'
12496	24825		1.48	3.0E-41	BF129822.1	EST_HUMAN	601762940F1 NIH_MGC_20 Homo sapiens cDNA clone IMAGE:4026081 5'
1817	14289	26987	5.17	2.0E-41	U43701.1	NT	Human ribosomal protein L23a mRNA, complete cds
1951	14686	27399	1.84	2.0E-41	AA331840.1	EST_HUMAN	EST355818 Embryo, 8 week 1 Homo sapiens cDNA 5' end
2216	14944	27884	1.64	2.0E-41	D66962.1	NT	Human mRNA for KIAA0207 gene, complete cds
2284	14980	27730	3.34	2.0E-41	X89631.1	NT	G.gotilla DNA for ZNF80 gene homolog
2831	14289	26987	4.65	2.0E-41	U43701.1	NT	Human ribosomal protein L23a mRNA, complete cds
3321	16081	28731	1.41	2.0E-41	AA449549.1	EST_HUMAN	z08b04.t1 Soares_fetal_fetus_Nb2HF8_9w Homo sapiens cDNA clone IMAGE:765839 5'
4579	17314	29942	1.17	2.0E-41	AL163267.2	NT	Homo sapiens chromosome 21 segment HS21C067
4579	17314	29943	1.17	2.0E-41	AL163267.2	NT	Homo sapiens chromosome 21 segment HS21C067
5141	17859	30475	0.9	2.0E-41	AW236547.1	EST_HUMAN	xm4708.x1 NCL_CGAP_GC6 Homo sapiens cDNA clone IMAGE:2687363 3' similar to TR:O70843 O70343 PPAR GAMMA COACTIVATOR 1.:
6530	19286	32300	0.76	2.0E-41	4504778	NT	Homo sapiens integrin, beta 8 (ITGB8) mRNA
7572	20241	33346	8.08	2.0E-41	AF039404.1	NT	Homo sapiens homolog of Nedd5 (hNedd5) mRNA, complete cds
7987	20662	33786	1.45	2.0E-41	M56944.1	NT	Human B-cell specific transcription factor (BSAP) mRNA, complete cds
7987	20662	33787	1.45	2.0E-41	M56944.1	NT	Human B-cell specific transcription factor (BSAP) mRNA, complete cds
7896	20680	33818	1.12	2.0E-41	AA328265.1	EST_HUMAN	EST31723 Embryo, 12 week 1 Homo sapiens cDNA 5' end
8874	21585	34710	1.61	2.0E-41	P82742	SWISSPROT	ZINC FINGER PROTEIN 135
9317	21984	35155	0.52	2.0E-41	11417118	NT	Homo sapiens KIAA0433 protein (KIAA0433), mRNA
9317	21984	35166	0.52	2.0E-41	11417118	NT	Homo sapiens KIAA0433 protein (KIAA0433), mRNA
11488	24071	37379	2.78	2.0E-41	AA372637.1	EST_HUMAN	EST184555 Colon adenocarcinoma IV Homo sapiens cDNA 5' end
3201	15984	28616	1.05	1.0E-41	BE869735.1	EST_HUMAN	601446647F1 NIH_MGC_65 Homo sapiens cDNA clone IMAGE:3849803 5'



Page 283 of 536  
Table 4  
Single Exon Probes Expressed in Brain

Probe SEQ ID NO:	Exon SEQ ID NO:	ORF SEQ ID NO:	Expression Signal	Most Similar (Top) Hit BLAST E Value	Top Hit Accession No.	Top Hit Database Source	Top Hit Descriptor
3201	15984	28617	1.05	1.0E-41	BE868735.1	EST_HUMAN	601445847F1 NIH_MGC_65 Homo sapiens cDNA clone IMAGE:3849803 5'
4529	17284	29897	14.08	1.0E-41	6678468	NT	Mus musculus tubulin alpha 6 (Tubab6), mRNA
6749	17918	30582	0.66	1.0E-41	H99079.1	EST_HUMAN	YK18503.s1 Soares melanocyte 2NblHM Homo sapiens cDNA clone IMAGE:262081 3'
9318	21985	35157	1.69	1.0E-41	A1217968.1	EST_HUMAN	qf75c10.x1 Soares_testis_NHT Homo sapiens cDNA clone IMAGE:1755858 3'
11111	23781	37058	1.66	1.0E-41	AW947812.1	EST_HUMAN	IL3-C10213-190200-040-F08 C10213 Homo sapiens cDNA
12054	24571		2.81	1.0E-41	1152829.1	NT	Homo sapiens hypothetical protein FLJ20464 (FLJ20464), mRNA
8418	21111		1.14	9.0E-42	BE179191.1	EST_HUMAN	RC0-HT0613-210300-032-g01 HT0613 Homo sapiens cDNA
9072	21761	34922	3.49	9.0E-42	11560161	NT	Homo sapiens hypothetical C2H2 zinc finger protein FLJ22504 (FLJ22504), mRNA
9072	21761	34923	3.49	9.0E-42	11560151	NT	Homo sapiens hypothetical C2H2 zinc finger protein FLJ22504 (FLJ22504), mRNA
450	13236	25875	7.71	8.0E-42	AF003530.1	NT	Homo sapiens homeobox protein CDX4 (CDX4) gene, complete cds and flanking repeat regions
2102	14833	27567	0.92	8.0E-42	AB026898.1	NT	Homo sapiens DNA, DLEC1 to ORCTL4 gene region, section 1/2 (DLEC1, ORCTL3, ORCTL4 genes, complete cds)
12093	26277		4.4	8.0E-42	AA493896.1	EST_HUMAN	ni07c02.s1 NCI_CGAP_Thy1 Homo sapiens cDNA clone IMAGE:943586 similar to TR:G434304 G434304 3'UTR EXPRESSED SEQUENCE TAG MRNA :
12111	25154		1.56	8.0E-42	AV098082.1	EST_HUMAN	xc-87a04.x1 NCI_CGAP_Brn35 Homo sapiens cDNA clone IMAGE:2582174 3' similar to contains OFR.12
911	13678		2.58	7.0E-42	AL163285.2	NT	OFR repetitive element :
9143	21874	35039	1.57	7.0E-42	A1204358.1	EST_HUMAN	Homo sapiens chromosome 21 segment HS21C085
11126	23795	37071	1.3	7.0E-42	AA569592.1	EST_HUMAN	qf58g12.x1 Soares_testis_NHT Homo sapiens cDNA clone IMAGE:1754278 3'
11126	23795	37072	1.3	7.0E-42	AA569592.1	EST_HUMAN	nf28g07.s1 NCI_CGAP_P1 Homo sapiens cDNA clone IMAGE:914652
1848	14588	27289	3.21	6.0E-42	AF012872.1	NT	nf23g07.s1 NCI_CGAP_P1 Homo sapiens cDNA clone IMAGE:914652
1848	14588	27300	3.21	6.0E-42	AF012872.1	NT	Homo sapiens phosphatidylinositol 4-kinase 230 (p14K230) mRNA, complete cds
2287	15012		3.56	6.0E-42	AW238956.1	EST_HUMAN	Homo sapiens phosphatidylinositol 4-kinase 230 (p14K230) mRNA, complete cds
5381	18181	30871	1.63	6.0E-42	AB028990.1	NT	xp28f08.x1 NCI_CGAP_HN10 Homo sapiens cDNA clone IMAGE:2741789 3' similar to contains L1.t1 L1 repetitive element :
5630	18181	30871	1.45	6.0E-42	AB028990.1	NT	Homo sapiens mRNA for KIAA1067 protein, partial cds
192	12947		7.53	5.0E-42	AJ271735.1	NT	Homo sapiens mRNA for KIAA1067 protein, partial cds
428	13214	25859	1.41	5.0E-42	BE217913.1	EST_HUMAN	Homo sapiens Xq pseudautosomal region, segment 1/2
474	13260		2.67	5.0E-42	5730038	NT	hV31e11.x1 NCI_CGAP_Lu24 Homo sapiens cDNA clone IMAGE:3175052 3'
476	13261		2.74	5.0E-42	5730038	NT	Homo sapiens SET domain and matrin transposase fusion gene (SETMAR) mRNA
6687	19350	32363	1.04	5.0E-42	11433063	NT	Homo sapiens SET domain and matrin transposase fusion gene (SETMAR) mRNA
6587	19350	32364	1.04	5.0E-42	11433063	NT	Homo sapiens ubiquitin protein ligase E3A (human papilloma virus E6-associated protein, Angelman syndrome) (UBE3A), mRNA

Page 284 of 536  
Table 4

Single Exon Probes Expressed in Brain

Probe SEQ ID NO:	Exon SEQ ID NO:	ORF SEQ ID NO:	Expression Signal	Most Similar (Top) Hit BLAST E Value	Top Hit Accession No.	Top Hit Database Source	Top Hit Descriptor
6704	19819	32662	3.12	5.0E-42	11417857	NT	Homo sapiens myotubularin related protein 3 (MTMR3), mRNA
7101	19789	32884	1.59	5.0E-42	AF071599.1	NT	Homo sapiens multifunctional calcium/calmodulin-dependent protein kinase II delta2 isoform mRNA, complete cds
7711	20375	33489	0.57	5.0E-42	4826977	NT	Homo sapiens reelin (RELN) mRNA
8877	21369	34515	3.66	5.0E-42	AB037715.1	NT	Homo sapiens mRNA for KIAA1294 protein, partial cds
10920	23600	36849	2.44	5.0E-42	8923162	NT	Homo sapiens hypothetical protein FLJ20163 (FLJ20163), mRNA
736	13510	26167	5.09	4.0E-42	AF055096.1	NT	Homo sapiens MHC class 1 region
736	13510	26168	5.09	4.0E-42	AF055096.1	NT	Homo sapiens MHC class 1 region
1044	13803	26462	3.46	4.0E-42	AF189011.1	NT	Homo sapiens ribonuclease III (RN3) mRNA, complete cds
4171	16911	29541	1.22	4.0E-42	X69417.1	NT	H. sapiens PROS-27 mRNA
4202	16943	29570	1.07	4.0E-42	AF246219.1	NT	Homo sapiens SNARE protein kinase SNAK mRNA, complete cds
4223	16984	29589	4.15	4.0E-42	4506496	NT	Homo sapiens regulatory factor X, 4 (influences HLA class II expression) (RFX4) mRNA
4543	17278	29909	15.12	4.0E-42	4508008	NT	Homo sapiens zinc finger protein 177 (ZNF177) mRNA
10546	28241	36475	1.56	4.0E-42	AW818630.1	EST_HUMAN	RC1-ST0278-040400-018-h11 ST0278 Homo sapiens cDNA
10546	28241	36476	1.56	4.0E-42	AW818630.1	EST_HUMAN	RC1-ST0278-040400-018-h11 ST0278 Homo sapiens cDNA
11389	23895	37297	1.5	4.0E-42	BF036327.1	EST_HUMAN	601486631F1 NIH_MGC_68 Homo sapiens cDNA clone IMAGE:3862085 5'
1466	14213	26902	2.81	2.0E-42	BF378834.1	EST_HUMAN	RC0-TN0079-110900-024-g07 TN0079 Homo sapiens cDNA
2413	15134	27879	2.92	2.0E-42	AW898344.1	EST_HUMAN	RC3-NN0070-270400-011-P10 NN0070 Homo sapiens cDNA
2425	15146	27879	2.22	2.0E-42	AW250059.1	EST_HUMAN	2819293.3prime NIH_MGC_7 Homo sapiens cDNA clone IMAGE:2819293 3'
6670	18465	31379	7.8	2.0E-42	AW855368.1	EST_HUMAN	EST367438 IMAGE resequences, MAGC Homo sapiens cDNA
6670	18465	31380	7.8	2.0E-42	AW855368.1	EST_HUMAN	EST367438 IMAGE resequences, MAGC Homo sapiens cDNA
6654	19416	32429	1.46	2.0E-42	AI052586.1	EST_HUMAN	ow83d05.x1 Soares_fetal_liver_spleen_1NFLS_S1 Homo sapiens cDNA clone IMAGE:1663417 3'
9741	22392	35596	1.32	2.0E-42	BE539919.1	EST_HUMAN	601061284F1 NIH_MGC_10 Homo sapiens cDNA clone IMAGE:3447620 5'
9955	22603	35807	0.68	2.0E-42	P81649	SWISSPROT	RIBONUCLEASE K3 (RNASE K3)
9955	22603	35808	0.68	2.0E-42	P81649	SWISSPROT	RIBONUCLEASE K3 (RNASE K3)
11742	24334	37660	1.37	2.0E-42	AL163246.2	NT	Homo sapiens chromosome 21 segment HS21C046
717	13480	28143	1.21	1.0E-42	X67147.1	NT	Human endogenous retrovirus PHE.1 (ERV9)
1019	13779	28441	1.1	1.0E-42	AW295909.1	EST_HUMAN	UI-H-B11-aff-e-04-0-U1.s1 NCI_CGAP_Sub3 Homo sapiens cDNA clone IMAGE:2721871 3'
1079	19837	26495	1.18	1.0E-42	AJ251818.1	NT	Homo sapiens partial C9 gene for complement component C9, exon 1
1079	19837	26498	1.18	1.0E-42	AJ251818.1	NT	Homo sapiens partial C9 gene for complement component C9, exon 1
1220	15563	26841	16.49	1.0E-42	AF067166.1	NT	Homo sapiens NADH-ubiquinone oxidoreductase AGGG subunit precursor homolog mRNA, nuclear gene encoding mitochondrial protein, complete cds
1220	15563	26842	16.49	1.0E-42	AF067166.1	NT	Homo sapiens NADH-ubiquinone oxidoreductase AGGG subunit precursor homolog mRNA, nuclear gene encoding mitochondrial protein, complete cds

Table 4

Single Exon Probes Expressed in Brain

Probe SEQ ID NO:	Exon SEQ ID NO:	ORF SEQ ID NO:	Expression Signal	Most Similar (Top) Hit BLAST E Value	Top Hit Accession No.	Top Hit Database Source	Top Hit Descriptor
1696	14439	27137	1.13	1.0E-42	11423219	NT	Homo sapiens rec (LOC51201), mRNA
2546	15261	27998	1.63	1.0E-42	5174458	NT	Homo sapiens major histocompatibility complex, class II, DM alpha (HLA-DMA) mRNA
2864	15730	28380	10.28	1.0E-42	4505524	NT	Homo sapiens origin recognition complex, subunit 5 (yeast homolog-like (ORC5L) mRNA, and translated products
3695	16449	29088	2.6	1.0E-42	7662027	NT	Homo sapiens KIAA0255 gene product (KIAA0255), mRNA
3905	16655	29296	1.17	1.0E-42	AL163267.2	NT	Homo sapiens chromosome 21 segment HS21C087
4221	16962	29587	1.92	1.0E-42	AL163280.2	NT	Homo sapiens chromosome 21 segment HS21C080
4554	17289	29918	0.75	1.0E-42	AW813617.1	EST_HUMAN	RC3-ST0197-181099-012-403 ST0197 Homo sapiens cDNA
4697	17431	30062	1.88	1.0E-42	5803122	NT	Homo sapiens proteasome inhibitor (PI31), mRNA
4728	17460	30097	6.02	1.0E-42	4506758	NT	Homo sapiens proteasome inhibitor (PI31), mRNA
5044	17763	30378	1.08	1.0E-42	4501912	NT	Homo sapiens ryanodine receptor 3 (RYR3) mRNA
5044	17763	30379	1.08	1.0E-42	4501912	NT	Homo sapiens a disintegrin and metalloproteinase domain 23 (ADAM23) mRNA
9988	22634	35844	4.03	9.0E-43	4757989	NT	Homo sapiens chromodomain protein, Y chromosome-like (CDYL) mRNA
637	13416	26052	19.69	8.0E-43	AV736824.1	EST_HUMAN	AV736824 CB Homo sapiens cDNA clone CBLAKH08 5'
637	13416	26053	19.69	8.0E-43	AV736824.1	EST_HUMAN	AV736824 CB Homo sapiens cDNA clone CBLAKH08 5'
684	13459	26104	6.03	8.0E-43	8923276	NT	Homo sapiens hypothetical protein FLJ20297 (FLJ20297), mRNA
684	13459	26105	6.03	8.0E-43	8923276	NT	Homo sapiens hypothetical protein FLJ20297 (FLJ20297), mRNA
684	13459	26106	6.03	8.0E-43	8923276	NT	Homo sapiens hypothetical protein FLJ20297 (FLJ20297), mRNA
5812	18408	31321	0.76	8.0E-43	H13952.1	EST_HUMAN	yf08e11.t1 Soares placenta Mb2HP Homo sapiens cDNA clone IMAGE:148172 5'
3632	16395	29025	6.42	7.0E-43	AW246442.1	EST_HUMAN	2822251.spfprime NIH_MGC_7 Homo sapiens cDNA clone IMAGE:2822251 5'
8667	21359		4.09	7.0E-43	A1936748.1	EST_HUMAN	wp69601.x1 NCI_CGAP_Brn25 Homo sapiens cDNA clone IMAGE:2466985 3' similar to TR:O15475
1321	14070		10.45	6.0E-43	AA491890.1	EST_HUMAN	O15475 UNNAMED HERV-H PROTEIN ;contains LTR7.b1 LTR7 repetitive element ;
2800	15314		2.25	6.0E-43	AV708201.1	EST_HUMAN	ne72406.st1 NCI_CGAP_Ew1 Homo sapiens cDNA clone IMAGE:809803 similar to gb:L05095 60S
6219	18993	31969	2.24	6.0E-43	9955973	NT	RIBOSOMAL PROTEIN L30 (HUMAN);
6808	19469	32492	2.09	6.0E-43	AW468897.1	EST_HUMAN	AV708201 ADC Homo sapiens cDNA clone ADGACC10 6'
9751	22402	35607	2.18	6.0E-43	AA195154.1	EST_HUMAN	Homo sapiens ATP-binding cassette, sub-family C (CFTR/MRP), member 3 (ABCC3), transcript variant MRP3B, mRNA
11044	23714		2.55	6.0E-43	AL119158.1	EST_HUMAN	h330604.x1 Soares_NhMMPu_S1 Homo sapiens cDNA clone IMAGE:2910991 3' similar to contains MER1.3 MER1 MER1 repetitive element ;
138	12953		2.64	5.0E-43	AL163213.2	NT	x35608.t1 Soares_NhMMPu_S1 Homo sapiens cDNA clone IMAGE:663410 5' similar to TR:G529641 G529641 DB1, COMPLETE GDS, ;contains element P177 repetitive element ;
							DKFZp761L1712_1 761 (synonym: hamy2) Homo sapiens cDNA clone DKFZp761L1712 6'
							Homo sapiens chromosome 21 segment HS21C013

Page 286 of 536  
Table 4

Single Exon Probes Expressed in Brain

Probe SEQ ID NO:	Exon SEQ ID NO:	ORF SEQ ID NO:	Expression Signal	Most Similar (Top) Hit BLAST E Value	Top Hit Accession No.	Top Hit Database Source	Top Hit Descriptor
490	13275	25908	4.55	5.0E-43	AA382780.1	EST_HUMAN	EST196033 Testis 1 Homo sapiens cDNA 5' end
2860	16618	28284	1.82	5.0E-43	AV732578.1	EST_HUMAN	AV732578 HTF Homo sapiens cDNA clone HTFANCO6 5'
8213	19463	32484	1.17	5.0E-43	AI613509.1	EST_HUMAN	hw22e07.x1 NCL_CGAP_Brn52 Homo sapiens cDNA clone IMAGE:2260452 3'
6802	19463	32484	0.72	6.0E-43	AI613509.1	EST_HUMAN	hw22e07.x1 NCL_CGAP_Brn52 Homo sapiens cDNA clone IMAGE:2260452 3'
8778	21470		0.46	5.0E-43	H74277.1	EST_HUMAN	yj49g12.r1 Soares fetal liver spleen TNFLS Homo sapiens cDNA clone IMAGE:228510 5'
9248	21927	35098	0.47	5.0E-43	AA044450.1	EST_HUMAN	zk55a02.r1 Soares_pregnant_uterus_NbHPU Homo sapiens cDNA clone IMAGE:486698 5' similar to gb:D29805 N-ACETYLLACTOSAMINE SYNTHASE (HUMAN);
9248	21927	35099	0.47	5.0E-43	AA044450.1	EST_HUMAN	zk55a02.r1 Soares_pregnant_uterus_NbHPU Homo sapiens cDNA clone IMAGE:486698 5' similar to gb:D29805 N-ACETYLLACTOSAMINE SYNTHASE (HUMAN);
9264	22018	35186	4.44	5.0E-43	AA465288.1	EST_HUMAN	ea33d08.r1 NCL_CGAP_GCB1 Homo sapiens cDNA clone IMAGE:815055 5'
10287	22944	36158	2.31	6.0E-43	AI733244.1	EST_HUMAN	oc52c10.x5 NCL_CGAP_Lu5 Homo sapiens cDNA clone IMAGE:1569810 3' similar to TR:P80591 P80591 PV14 GENE.;
10335	22962	36201	1.21	5.0E-43	AL049110.1	EST_HUMAN	DKFZp434D0119.t1 434 (synonym: hies3) Homo sapiens cDNA clone DKFZp434D0119
10663	23354	36593	5.29	5.0E-43	AW863007.1	EST_HUMAN	MR2-SN0007-280400-004-c02 SN0007 Homo sapiens cDNA
10891	23571	36822	1.84	5.0E-43	W28011.1	EST_HUMAN	55e4 Human retina cDNA randomly primed sublibrary Homo sapiens cDNA
952	15519	26383	5.9	4.0E-43	AF003528.1	NT	Homo sapiens X-linked anhidrotic ectodermal dysplasia protein gene (EDA), exon 2 and flanking repeat regions
5178	17887	30502	1.02	4.0E-43	AI056338.1	EST_HUMAN	cy47h03.x1 NCL_CGAP_Brn23 Homo sapiens cDNA clone IMAGE:1659013 3'
6276	19049	32026	0.7	4.0E-43	6996009	NT	Homo sapiens glycyl-tRNA synthetase (GARS), mRNA
7030	19722		2.32	4.0E-43	11416793	NT	Homo sapiens protocadherin beta 6 (PCDH6), mRNA
8077	20771	33900	5.21	4.0E-43	AI244341.1	EST_HUMAN	qj76a02.x1 NCL_CGAP_Ki43 Homo sapiens cDNA clone IMAGE:1865354 3' similar to contains MER10.13
8077	20771	33901	5.21	4.0E-43	AI244341.1	EST_HUMAN	MER10 repetitive element;
10213	22861	36074	1.23	4.0E-43	6006967	NT	qj76a02.x1 NCL_CGAP_Ki43 Homo sapiens cDNA clone IMAGE:1865354 3' similar to contains MER10.13
11275	23936	37228	1.68	4.0E-43	T77380.1	EST_HUMAN	MER10 repetitive element;
12030	24556		3.05	4.0E-43	R20950.1	EST_HUMAN	Homo sapiens zinc finger protein 161 (ZNF161), mRNA
1191	13943		4.59	3.0E-43	AF223391.1	NT	Homo sapiens zinc finger protein 161 (ZNF161), mRNA
1690	14494	27130	2.07	3.0E-43	X97969.1	NT	yc06b05.r1 Soares infant brain 1N1B Homo sapiens cDNA clone IMAGE:31963 6' similar to contains MER10 repetitive element;
3558	16313	28660	1.31	3.0E-43	S69002.1	NT	Homo sapiens calcium channel alpha1E subunit (CACNA1E) gene, exons 7-49, and partial cds, alternatively spliced
4258	16999	28629	1.04	3.0E-43	AA548154.1	EST_HUMAN	H. sapiens gene encoding La autoantigen
						NT	AML1-EV1-1=AML1-EV1-1 fusion protein (rearranged translocation) (human, leukemic cell line SKH1, mRNA Mutant, 5938 nt)

Page 287 of 536  
Table 4

Single Exon Probes Expressed In Brain

Probe SEQ ID NO:	Exon SEQ ID NO:	ORF SEQ ID NO:	Expression Signal	Most Similar (Top) Hit BLAST E Value	Top Hit Accession No.	Top Hit Database Source	Top Hit Descriptor
5803	18583	31518	0.72	3.0E-43	D34613.1	NT	Human TBXAS1 gene for thromboxane synthase, promoter region and exon 1
6284	19038	32013	2.24	3.0E-43	7305360	NT	Mus musculus otogelin (Olog), mRNA
6284	19038	32014	2.24	3.0E-43	7305360	NT	Mus musculus otogelin (Olog), mRNA
6628	19390	32404	4.29	3.0E-43	U65487.1	NT	Human ribosomal RNA upstream binding transcription factor (UBTF) gene, partial cds
8063	20757		8.38	3.0E-43	AA458824.1	EST_HUMAN	aa88f11.s1 Stratagene fetal retina 937202 Homo sapiens cDNA clone IMAGE:838413 3' similar to contains THR.12 THR repetitive element;
8719	21411	34554	1.87	3.0E-43	7661721	NT	Homo sapiens hypothetical protein (HSA011916), mRNA
8764	22415	35622	0.58	3.0E-43	11420217	NT	Homo sapiens similar to ornithine carbamoyltransferase (H. sapiens) (LOC63648), mRNA
178	12891		7.67	2.0E-43	A190784.1	EST_HUMAN	q61c09.x1 Soares_testis_NHT Homo sapiens cDNA clone IMAGE:3173760 3' similar to contains PTR7.13 PTR7 PTR7 repetitive element;
6383	19152	32151	1.13	2.0E-43	BE222778.1	EST_HUMAN	hu53a08.x1 NCI_CGAP_Brm41 Homo sapiens cDNA clone IMAGE:3173750 3' similar to contains element MER40 repetitive element;
6383	19152	32152	1.13	2.0E-43	BE222778.1	EST_HUMAN	hu53a08.x1 NCI_CGAP_Brm41 Homo sapiens cDNA clone IMAGE:3173750 3' similar to contains element MER40 repetitive element;
7176	19892	32933	1.32	2.0E-43	AW207980.1	EST_HUMAN	UI-H-B11-afi-4-09-U1.s1 NCI_CGAP_Sub3 Homo sapiens cDNA clone IMAGE:2721712 3'
8207	20901		6.69	2.0E-43	U43701.1	NT	Human ribosomal protein L23a mRNA, complete cds
11166	23823		4.94	2.0E-43	T03007.1	EST_HUMAN	FBT65 Fetal brain, Stratagene Homo sapiens cDNA clone FB1G5 3'end similar to LINE-1
1845	14391	27080	2.94	1.0E-43	AF154836.1	NT	Homo sapiens Ras-like GTP-binding protein (RAB27A) gene, exons 1b and 2
1846	14391	27081	2.94	1.0E-43	AF154836.1	NT	Homo sapiens Ras-like GTP-binding protein (RAB27A) gene, exons 1b and 2
1700	14443	27142	1.57	1.0E-43	AL163284.2	NT	Homo sapiens chromosome 21 segment HSZ1C084
2727	15434	28170	3.86	1.0E-43	BF348283.1	EST_HUMAN	Homo sapiens pyruvate dehydrogenase kinase, isoenzyme 3 (PDK3) mRNA
5325	18126	30768	0.74	1.0E-43	4885544	NT	Homo sapiens Sp4 transcription factor (SP4) mRNA
6514	19279	32280	8.45	1.0E-43	4507168	NT	Homo sapiens Sp4 transcription factor (SP4) mRNA
6514	19279	32281	8.45	1.0E-43	4507168	NT	Homo sapiens Sp4 transcription factor (SP4) mRNA
6870	17847	30542	1.36	1.0E-43	R19751.1	EST_HUMAN	y940601.t1 Soares infant brain 1N1B Homo sapiens cDNA clone IMAGE:34732 5' similar to SP-BD38_MOUSE P28656 BRAIN PROTEIN DN38;
7833	20628	33655	1.13	1.0E-43	AF175265.1	NT	Homo sapiens vacuolar sorting protein 35 (VPS35) mRNA, complete cds
7865	20660		4.03	1.0E-43	AF198490.1	NT	Homo sapiens Bq22.1 region and MIT6 (CBFA2T1) gene, partial cds
8736	21428	34874	25.49	1.0E-43	AW963876.1	EST_HUMAN	EST376748 MAGC resequences, MAGH Homo sapiens cDNA
10188	22837	36052	0.66	1.0E-43	AW953229.1	EST_HUMAN	EST365289 MAGC resequences, MAGB Homo sapiens cDNA
10894	23584	36812	8.11	1.0E-43	A1984961.1	EST_HUMAN	wr87n01.x1 NCI_CGAP_Kk11 Homo sapiens cDNA clone IMAGE:2494705 3'
11338	24028	37332	4.78	1.0E-43	11424378	NT	Homo sapiens calcium channel, voltage-dependent, alpha 1E subunit (CACNA1E), mRNA
11975	24520		3.04	1.0E-43	AL137864.1	EST_HUMAN	DKFZp761D1015 t1 761 (synonym: hamy2) Homo sapiens cDNA clone DKFZp761D1015 5'
12253	24699	31079	1.89	1.0E-43	A1675416.1	EST_HUMAN	wb99b04.x1 NCI_CGAP_Pr28 Homo sapiens cDNA clone IMAGE:2313775 3'

Page 288 of 536  
Table 4

Single Exon Probes Expressed in Brain

Probe SEQ ID NO:	Exon SEQ ID NO:	ORF SEQ ID NO:	Expression Signal	Most Similar (Top) Hit BLAST E Value	Top Hit Accession No.	Top Hit Database Source	Top Hit Descriptor
12469	24835	31032	3.41	9.0E-44	11418322	NT	Homo sapiens eadherin EGF LAG seven-pass G-type receptor 1 (CELSR1), mRNA
870	13639	26309	6.23	8.0E-44	A1222985.1	EST_HUMAN	ch23g01.x1 Soares_NFL_T_GBC_S1 Homo sapiens cDNA clone IMAGE:1845562 3'
870	13639	26310	6.23	8.0E-44	A1222985.1	EST_HUMAN	ch23g01.x1 Soares_NFL_T_GBC_S1 Homo sapiens cDNA clone IMAGE:1845562 3'
8437	21129	34268	2.67	8.0E-44	X94354.1	NT	H.sapiens DNA for Cene cGMP-PDE gene
10236	22884	36097	0.47	8.0E-44	11423497	NT	Homo sapiens small proline-rich protein 2C (SPRR2C), mRNA
10236	22884	36098	0.47	8.0E-44	11423497	NT	Homo sapiens small proline-rich protein 2C (SPRR2C), mRNA
11117	23787	37064	3.78	8.0E-44	Y10498.2	NT	Homo sapiens mRNA for thymidine kinase, partial
11688	24283	37606	1.36	8.0E-44	L29139.1	NT	Homo sapiens myosin mRNA, partial cds
12207	24673	31073	4.08	8.0E-44	11627389	NT	Homo sapiens polymerase (RNA) II (DNA directed) polypeptide F (POLR2F), mRNA
12248	26009	30978	1.38	8.0E-44	11418086	NT	Homo sapiens putative nuclear protein (HRHFB2122), mRNA
12589	25186	30808	2.55	8.0E-44	11418099	NT	Homo sapiens protein kinase C, alpha binding protein (PRKCAPB), mRNA
644	13423		0.69	7.0E-44	R06035.1	EST_HUMAN	ye89e01.r1 Soares fetal liver spleen 1NFLS Homo sapiens cDNA clone IMAGE:124920 5'
2228	14956	27696	1.08	7.0E-44	5031866	NT	Homo sapiens LIM domain-containing preferred translocation partner in lipoma (LPP) mRNA
2966	15732	28381	2.58	7.0E-44	AF048729.1	NT	Homo sapiens minisatellite ms32 repeat region
2966	15732	28382	2.58	7.0E-44	AF048729.1	NT	Homo sapiens minisatellite ms32 repeat region
3843	16594	29231	2.54	7.0E-44	AL163284.2	NT	Homo sapiens chromosome 21 segment HS21C084
4217	16958	29591	1.12	7.0E-44	AF231919.1	NT	Homo sapiens chromosome 21 unknown mRNA
4217	16958	29592	1.12	7.0E-44	AF231919.1	NT	Homo sapiens chromosome 21 unknown mRNA
5142	17860	30476	1.01	7.0E-44	4505646	NT	Homo sapiens chromosome 21 unknown mRNA
8095	20779	33908	2.28	7.0E-44	AJ159839.1	EST_HUMAN	Homo sapiens proprotein convertase subtilisin/kexin type 2 (PCSK2) mRNA
6012	18769	31756	0.94	8.0E-44	Z20946.1	EST_HUMAN	AU159839 Y79AA.1 Homo sapiens cDNA clone Y79AA1000496 3'
11781	24372	37702	1.78	8.0E-44	AW954050.1	EST_HUMAN	HSAAADEYU P. Human fetal Brain Whole tissue Homo sapiens cDNA
296	13102		3.3	5.0E-44	AJ289880.1	NT	EST366120 MAGC resequences, MAGC Homo sapiens cDNA
323	13124		2.72	5.0E-44	AJ289880.1	NT	Homo sapiens KIAA0851 gene (partial), X13 gene and LZTFL1 gene
7798	20483	33607	4.96	5.0E-44	A1668823.1	EST_HUMAN	Homo sapiens KIAA0851 gene (partial), X13 gene and LZTFL1 gene
9284	22038		2.34	5.0E-44	AJ124571.1	EST_HUMAN	tr40d02.x1 NCI_CGAP_Brr25 Homo sapiens cDNA clone IMAGE:2170083 3' similar to contains OFR.11
3408	16187	28616	3.76	4.0E-44	AL163303.2	NT	OFR OFR repetitive element;
7370	20050	33131	0.68	4.0E-44	BE885178.1	EST_HUMAN	AU124571 NT2RM4 Homo sapiens cDNA clone NT2RM4000218 5'
8169	20863	33995	0.76	4.0E-44	L21948.1	NT	Homo sapiens chromosome 21 segment HS21C103
8777	21469		0.51	4.0E-44	BE176619.1	EST_HUMAN	Homo sapiens chromosome 21 segment HS21C103
11202	23866	37163	5.38	4.0E-44	U90878.1	NT	601508601F1 NIH_MGC_71 Homo sapiens cDNA clone IMAGE:3910152 5'
3094	15859	28500	5.77	3.0E-44	AA169351.1	EST_HUMAN	Human fibrillin (FBN1) locus polymorphism
							RC3-HT0585-010400-023-008 HT0585 Homo sapiens cDNA
							Homo sapiens carboxyl terminal LIM domain protein (GLIM1) mRNA, complete cds
							zp18b05.r1 Stratagene fetal retina 937202 Homo sapiens cDNA clone IMAGE:609777 5'

Page 289 of 536  
Table 4  
Single Exon Probes Expressed in Brain

Probe SEQ ID NO:	Exon SEQ ID NO:	ORF SEQ ID NO:	Expression Signal	Most Similar (Top) Hit BLAST E Value	Top Hit Accession No.	Top Hit Database Source	Top Hit Descriptor
3870	16820	29260	1.37	3.0E-44	AA337234.1	EST_HUMAN	EST42289 Endometrial tumor Homo sapiens cDNA 5' end similar to similar to alpha-1-antitrypsinase F
9419	22097	36269	0.65	3.0E-44	AF005273.1	NT	Sus scrofa domestica submaxillary apomucin mRNA, complete cds
1027	13787	26448	2.84	2.0E-44	4826685	NT	Homo sapiens DEAD/H (Asp-Glu-Ala-Asp/His) box polypeptide 1 (DDX1) mRNA
1027	13787	26447	2.84	2.0E-44	4826685	NT	Homo sapiens DEAD/H (Asp-Glu-Ala-Asp/His) box polypeptide 1 (DDX1) mRNA
1186	13937	26602	3.36	2.0E-44	5803200	NT	Homo sapiens transmembrane trafficking protein (TMP21), mRNA
1185	13937	26603	3.36	2.0E-44	5803200	NT	Homo sapiens transmembrane trafficking protein (TMP21), mRNA
1289	14038	26711	4.06	2.0E-44	AF133588.1	NT	Homo sapiens RAB36 (RAB36) mRNA, complete cds
1347	14095	26770	1.3	2.0E-44	BE465325.1	EST_HUMAN	hw14906.x1 NCI_CGAP_Lu24 Homo sapiens cDNA clone IMAGE:3182938 3' similar to SW:OXYB_HUMAN
2147	14877	27612	2.22	2.0E-44	AF070651.1	NT	P22059 OXYSTEROL-BINDING PROTEIN, ;
2616	15327		1.31	2.0E-44	5901933	NT	Homo sapiens tissue-type bone marrow zinc finger protein 4 mRNA, complete cds
3483	16219	28873	1.13	2.0E-44	D87876.1	NT	Homo sapiens adaptor-related protein complex 4, sigma 1 subunit (CLAPS4), mRNA
4531	17286	29889	1.54	2.0E-44	AW884379.1	EST_HUMAN	Homo sapiens DNA for amyloid precursor protein, complete cds
6004	18786	31747	1.87	2.0E-44	11448901	NT	PM4-SN0016-120500-003-a04 SN0016 Homo sapiens cDNA
6758	17927	30582	3.31	2.0E-44	AF038988.1	NT	Homo sapiens chemokine (C-C motif) receptor 9 (CCR9), mRNA
7313	19996	33074	4.57	2.0E-44	11419228	NT	Homo sapiens general transcription factor 2-1 (GTF2I) mRNA, alternatively spliced product, complete cds
7313	19996	33076	4.67	2.0E-44	11419228	NT	Homo sapiens glutamate receptor, metabotropic 3 (GRM3), mRNA
8327	21020	34155	0.67	2.0E-44	7706370	NT	Homo sapiens glutamate receptor, metabotropic 3 (GRM3), mRNA
8327	21020	34156	0.67	2.0E-44	7706370	NT	Homo sapiens vesicle transport-related protein (KIAA0917), mRNA
8517	21209	34352	1.58	2.0E-44	BE386088.1	EST_HUMAN	Homo sapiens vesicle transport-related protein (KIAA0917), mRNA
11983	24456		1.62	2.0E-44	BE244902.1	EST_HUMAN	601286914F1 NIH_MGC_44 Homo sapiens cDNA clone IMAGE:3613586 5'
12760	26020		1.4	2.0E-44	11526293	NT	TCBAP1E2785 Pediatric pre-B cell acute lymphoblastic leukemia Baylor-HGSC project=TCBA Homo sapiens cDNA clone TCBAP2785
51	12880	25507	2.43	1.0E-44	7657334	NT	Homo sapiens cat eye syndrome chromosome region, candidate 1 (CECR1), mRNA
51	12880	25508	2.43	1.0E-44	7657334	NT	Homo sapiens Misshepen/NIK-related kinase (MINK), mRNA
668	13347	25876	2.44	1.0E-44	AW853132.1	EST_HUMAN	Homo sapiens Misshepen/NIK-related kinase (MINK), mRNA
1175	13928		1.9	1.0E-44	AW984903.1	EST_HUMAN	RC1-CT0249-030300-026-h12 CT0249 Homo sapiens cDNA
1567	14314		5.78	1.0E-44	AL163303.2	NT	RC1-BN0039-110300-012-b01 BN0039 Homo sapiens cDNA
2221	14949	27687	3.74	1.0E-44	AA434554.1	EST_HUMAN	Homo sapiens chromosome 21 segment HS21C103 zvw53402.r1 Scores_total_fetus_Nib2HF8_9w Homo sapiens cDNA clone IMAGE:773763 5' similar to contains THR.13 THR repetitive element;
2221	14949	27688	3.74	1.0E-44	AA434554.1	EST_HUMAN	zvw53402.r1 Scores_total_fetus_Nib2HF8_9w Homo sapiens cDNA clone IMAGE:773763 5' similar to contains THR.13 THR repetitive element;

Page 290 of 536  
Table 4  
Single Exon Probes Expressed in Brain

Probe SEQ ID NO:	Exon SEQ ID NO:	ORF SEQ ID NO:	Expression Signal	Most Similar (Top) Hit BLAST E Value	Top Hit Accession No.	Top Hit Database Source	Top Hit Descriptor
2280	15590	27746	0.96	1.0E-44	AA398099.1	EST_HUMAN	z88g11.1 Soares_testis_NHT Homo sapiens cDNA clone IMAGE:729476 5'
2763	15468	28211	1.44	1.0E-44	AF196779.1	NT	Homo sapiens transcription factor IGHM enhancer 3, JM11 protein, JM4 protein, JM5 protein, T54 protein, JM10 protein, A4 differentiation-dependent protein, triple LIM domain protein 6, and synaptophysin genes, complete cds; and L-type calcium channel $\alpha$
3712	16466		3.73	1.0E-44	AA458869.1	EST_HUMAN	es01c09.s1 Soares_NHHPu_S1 Homo sapiens cDNA clone IMAGE:811984 3'
5048	17767	30365	1.04	1.0E-44	AJ130755.1	NT	Homo sapiens alpha satellite DNA, M1 monomer type
5048	17767	30386	1.04	1.0E-44	AJ130755.1	NT	Homo sapiens alpha satellite DNA, M1 monomer type
8163	20857	33988	0.98	1.0E-44	AW967073.1	EST_HUMAN	EST378147 IMAGE resequences, MAGJ Homo sapiens cDNA
8163	20857	33989	0.98	1.0E-44	AW967073.1	EST_HUMAN	EST379147 IMAGE resequences, MAGJ Homo sapiens cDNA
8544	21236	34380	0.88	1.0E-44	AL163209.2	NT	Homo sapiens chromosome 21 segment HS21C009
8924	21615	34759	0.69	1.0E-44	AI837183.1	EST_HUMAN	qs88g07.x1 NCI_CGAP_GC6 Homo sapiens cDNA clone IMAGE:2009928 3'
10936	23616		4.04	1.0E-44	AV714608.1	EST_HUMAN	AV714608 DCB Homo sapiens cDNA clone DCBBYE03 5'
11516	24116	37427	3.82	1.0E-44	10092684	NT	Homo sapiens Sushi domain (SCR repeat) containing (BK65A6.2), mRNA
11583	24182	37496	3.17	1.0E-44	AW846967.1	EST_HUMAN	RC1-CT0198-150999-011-C08 CT0198 Homo sapiens cDNA
11593	24182	37497	3.17	1.0E-44	AW846967.1	EST_HUMAN	RC1-CT0198-150999-011-C08 CT0198 Homo sapiens cDNA
4539	17274	29907	1.38	9.0E-45	8922391	NT	Homo sapiens hypothetical protein FLJ10379 (FLJ10379), mRNA
4539	17274	29907	1.38	9.0E-45	8922391	NT	Homo sapiens hypothetical protein FLJ10379 (FLJ10379), mRNA
6552	19317	32323	1.31	9.0E-45	AB023212.1	NT	Homo sapiens mRNA for KIAA0995 protein, partial cds
2527	15243	27982	3.12	8.0E-45	5174718	NT	Homo sapiens TRK-fused gene (NOTE: non-standard symbol and name) (TFG) mRNA
5023	17744	30355	6.41	8.0E-45	5174718	NT	Homo sapiens TRK-fused gene (NOTE: non-standard symbol and name) (TFG) mRNA
6414	19182	32181	0.66	8.0E-45	AW892763.1	EST_HUMAN	GM0-NN0005-130300-283-b09 NN0005 Homo sapiens cDNA
8006	20701	33830	0.91	8.0E-45	AA377985.1	EST_HUMAN	EST90893 Synovial sarcoma Homo sapiens cDNA 5' end
1645	14291		1.01	6.0E-45	A1675425.1	EST_HUMAN	wb99e06.x1 NCI_CGAP_Pr28 Homo sapiens cDNA clone IMAGE:2313802 3' similar to contains L1.k1 L1 repetitive element;
3960	16709		4.09	6.0E-45	AW157570.1	EST_HUMAN	au83h07.x1 Schneider fetal brain 06004 Homo sapiens cDNA clone IMAGE:2782909 3' similar to SW:R13A_HUMAN P40429 60S RIBOSOMAL PROTEIN L13A;
12555	26378		1.65	6.0E-45	11418213	NT	Homo sapiens ADP-ribosylation factor GTPase activating protein 1 (ARFGAP1), mRNA
872	19641		1.03	5.0E-45	AL163203.2	NT	Homo sapiens chromosome 21 segment HS21C003
1995	14731	27453	3.65	5.0E-45	BF333627.1	EST_HUMAN	CM4-CN0044-180200-515-601 CN0044 Homo sapiens cDNA
3204	15967	28621	1.79	5.0E-45	AI523768.1	EST_HUMAN	tg94f07.x1 NCI_CGAP_OLL1 Homo sapiens cDNA clone IMAGE:2116483 3' similar to SW:PAX1_MOUSE P09084 PAIRED BOX PROTEIN PAX-1;
6425	18224	30935	8.76	5.0E-45	AA997781.1	EST_HUMAN	z72h03.s1 Soares_testis_NHT Homo sapiens cDNA clone IMAGE:727877 3' similar to contains element TAR1 repetitive element;
6929	18713	31669	1.31	5.0E-45	Y18933.1	NT	Homo sapiens MCP-1 gene and enhancer region



Page 291 of 536  
Table 4  
Single Exon Probes Expressed in Brain

Probe SEQ ID NO:	Exon SEQ ID NO:	ORF SEQ ID NO:	Expression Signal	Most Similar (Top) Hit BLAST E Value	Top Hit Accession No.	Top Hit Database Source	Top Hit Descriptor
5929	18713	31670	1.31	5.0E-45	Y18933.1	NT	Homo sapiens MCP-1 gene and enhancer region
5974	18766	31717	0.79	5.0E-45	AB022318.1	NT	Homo sapiens mRNA for inducible nitric oxide synthase, complete cds
5974	18766	31718	0.79	5.0E-45	AB022318.1	NT	Homo sapiens mRNA for inducible nitric oxide synthase, complete cds
6096	18874	31842	1.02	5.0E-45	11498268	NT	Homo sapiens zinc finger protein 277 (ZNF277), mRNA
6096	18874	31843	1.02	5.0E-45	11498268	NT	Homo sapiens zinc finger protein 277 (ZNF277), mRNA
8174	20888	34000	0.73	5.0E-45	11418704	NT	Homo sapiens bone morphogenetic protein 5 (BMP5), mRNA
8939	21630	34773	1.95	5.0E-45	4759223	NT	Homo sapiens programmed cell death 5 (PDCD5), mRNA
11697	24282	37617	2.69	5.0E-45	8923698	NT	Homo sapiens golgin-like protein (GLP), mRNA
1121	13877	26536	9.68	4.0E-45	X95926.1	NT	H. sapiens ART4 gene
2299	15014	27750	2.42	4.0E-45	BE265622.1	EST_HUMAN	601194440F1 NIH_MGC_7 Homo sapiens cDNA clone IMAGE:3538425 5'
8855	21546		0.82	4.0E-45	AA228220.1	EST_HUMAN	nc26e07.s1 NCI_CGAP_P1 Homo sapiens cDNA clone IMAGE:1009284 similar to contains element L1 repetitive element;
4086	16085		1.35	3.0E-45	T71480.1	EST_HUMAN	y35507.r1 Soares fetal liver spleen 1NFLS Homo sapiens cDNA clone IMAGE:110245 5'
6142	18920	31890	1.36	3.0E-45	6753651	NT	Mus musculus dynein, axon, heavy chain 11 (Dnhtct11), mRNA
6142	18920	31891	1.36	3.0E-45	6753651	NT	Mus musculus dynein, axon, heavy chain 11 (Dnhtct11), mRNA
8350	21043		1.4	3.0E-45	AV729976.1	EST_HUMAN	AV729976 HTB Homo sapiens cDNA clone HTBAAG01 5'
8690	21382	34528	3.74	3.0E-45	4759451	NT	Homo sapiens golgi autoantigen, golgin subfamily a, 2 (GOLGA2), mRNA
10206	22854	36068	13.43	3.0E-46	AL163227.2	NT	Homo sapiens chromosome 21 segment HS21C027
10206	22854	36069	13.43	3.0E-46	AL163227.2	NT	Homo sapiens chromosome 21 segment HS21C027
12670	25314		2.35	3.0E-45	X89211.1	NT	Homo sapiens DNA for endogenous retroviral like element
2506	15223		2.21	2.0E-46	AL163218.2	NT	Homo sapiens chromosome 21 segment HS21C018
3028	16785	28441	1.22	2.0E-46	AJ243213.1	NT	Homo sapiens partial 5-HT4 receptor gene, exons 2 to 5
6429	19197	32184	5.15	2.0E-46	LO1665.1	NT	Human eosinophil Charcot-Leyden crystal (CLC) protein (lysophospholipase) gene, promoter and exon 1
7510	20181	33274	1.22	2.0E-46	BE782184.1	EST_HUMAN	601467793F1 NIH_MGC_67 Homo sapiens cDNA clone IMAGE:3870838 5'
8314	21007	34145	0.78	2.0E-46	AW834834.1	EST_HUMAN	RC0-L10001-150200-032-d11 LT0001 Homo sapiens cDNA
9495	22138	35318	0.48	2.0E-46	A1636786.1	EST_HUMAN	ts59a01.x1 NCI_CGAP_Kid6 Homo sapiens cDNA clone IMAGE:2232552 3'
10705	25130	36633	18.28	2.0E-46	BE634950.1	EST_HUMAN	MRO-HT0923-190800-201-e02 HT0923 Homo sapiens cDNA
11129	23797	37073	4.16	2.0E-46	AA458770.1	EST_HUMAN	aa87112.r1 Stratagene fetal retina 937202 Homo sapiens cDNA clone IMAGE:838319 5' similar to
11488	24089	37400	1.75	2.0E-46	AW270280.1	EST_HUMAN	TR.G1144569 G1144569 R-SLY1.;
11488	24089	37401	1.75	2.0E-46	AW270280.1	EST_HUMAN	xp72a03.x1 NCI_CGAP_Ov40 Homo sapiens cDNA clone IMAGE:2745868 3'
12711	24987		3.93	2.0E-45	11418157	NT	xp72a03.x1 NCI_CGAP_Ov40 Homo sapiens cDNA clone IMAGE:2745868 3'
120	13185		-1.6	1.0E-45	BE369855.1	EST_HUMAN	Homo sapiens calcium channel, voltage-dependent, alpha 1I subunit (CACNA1I), mRNA

Single Exon Probes Expressed in Brain

Probe SEQ ID NO:	Exon SEQ ID NO:	ORF SEQ ID NO:	Expression Signal	Most Similar (Top) Hit BLAST E Value	Top Hit Accession No.	Top Hit Database Source	Top Hit Descriptor
400	13185		2.17	1.0E-45	BE389855.1	EST_HUMAN	601284360F1 NIH_MGC_44 Homo sapiens cDNA clone IMAGE:3606183 5'
460	13245	25867	1.38	1.0E-45	4506412	NT	Homo sapiens RAP1A, member of RAS oncogene family (RAP1A), mRNA
1151	13906	28569	1.79	1.0E-45	7657290	NT	Homo sapiens Langerhans cell specific c-type lectin (LANGERIN), mRNA
3101	15866	28507	7.42	1.0E-45	U32169.1	NT	Human pro- $\alpha 2$ chain of collagen type XI (COL11A2) gene, complete cds
3483	16240	28697	1.38	1.0E-45	8659559	NT	Homo sapiens chromosome 21 open reading frame 1 (C21orf4), mRNA
3560	16315	28962	1.19	1.0E-45	AB046811.1	NT	Homo sapiens mRNA for KIAA1691 protein, partial cds
4442	17178	29804	5.01	1.0E-45	BE396633.1	EST_HUMAN	601289116F1 NIH_MGC_8 Homo sapiens cDNA clone IMAGE:3619803 5'
4677	17411		1.04	1.0E-45	H57443.1	EST_HUMAN	y05b02.f1 Soares fetal liver spleen INFLS Homo sapiens cDNA clone IMAGE:204963 5'
7690	20625	33752	0.77	1.0E-45	11422236	NT	Homo sapiens peroxisomal biogenesis factor 14 (PEX14), mRNA
7690	20625	33753	0.77	1.0E-45	11422236	NT	Homo sapiens peroxisomal biogenesis factor 14 (PEX14), mRNA
8505	21197	34341	0.98	1.0E-45	D87875.1	NT	Homo sapiens DNA for amyloid precursor protein, complete cds
9019	21709	34861	5.08	1.0E-45	BE887843.1	EST_HUMAN	601511226F1 NIH_MGC_71 Homo sapiens cDNA clone IMAGE:3912535 5'
9422	22100	35272	1.22	1.0E-45	AB002297.1	NT	Human mRNA for KIAA0289 gene, partial cds
11734	24327	37661	1.33	1.0E-45	7019570	NT	Homo sapiens alpha-catenin-like protein (VR22), mRNA
12087	24592	31125	6.93	1.0E-45	11418099	NT	Homo sapiens protein kinase C, alpha binding protein (PRKCABP), mRNA
12263	24708		11.18	1.0E-45	11526291	NT	Homo sapiens hypothetical protein FLJ20454 (FLJ20454), mRNA
12268	24711		6.28	1.0E-45	11418177	NT	Homo sapiens Ran GTPase activating protein 1 (RANGAP1), mRNA
12680	24969	30991	2.6	1.0E-45	11418157	NT	Homo sapiens calcium channel, voltage-dependent, alpha 11 subunit (CACNA11), mRNA
8127	20821	33958	1.7	9.0E-46	9910293	NT	Mus musculus keratin complex 2, gene 6g (Krl2-6g), mRNA
8632	21224		6.86	9.0E-46	AL163209.2	NT	Homo sapiens chromosome 21 segment HS21C009
10378	23024	36239	11.23	9.0E-46	AW246964.1	EST_HUMAN	2822449.5prime NIH_MGC_7 Homo sapiens cDNA clone IMAGE:2822449 5'
2443	15162	27899	13.53	8.0E-46	AI433261.1	EST_HUMAN	832708.x1 NCI_CGAP_Gas4 Homo sapiens cDNA clone IMAGE:2132189 3' similar to gb:J00314_ma2
2443	15162	27900	13.53	8.0E-46	AI433261.1	EST_HUMAN	TUBULIN BETA-1 CHAIN (HUMAN);
7953	20648		5.69	8.0E-46	BE167244.1	EST_HUMAN	832708.x1 NCI_CGAP_Gas4 Homo sapiens cDNA clone IMAGE:2132189 3' similar to gb:J00314_ma2
2232	14960	27700	1.03	7.0E-46	U46007.1	NT	TUBULIN BETA-1 CHAIN (HUMAN);
4541	17276		3.38	7.0E-46	BE386165.1	EST_HUMAN	RC5-HT0508-280200-012-C12 HT0508 Homo sapiens cDNA
4755	17487		1.33	7.0E-46	BE064386.1	EST_HUMAN	601277292F1 NIH_MGC_20 Homo sapiens cDNA clone IMAGE:3618119 5'
6951	18733	31692	4.01	7.0E-46	8922708	NT	RC4-BT0310-110300-015-f10 BT0310 Homo sapiens cDNA
6402	18171	32170	1.14	7.0E-46	BF105845.1	EST_HUMAN	Homo sapiens hypothetical protein FLJ10847 (FLJ10847), mRNA
2759	15464	28207	3.99	6.0E-46	AIB84381.1	EST_HUMAN	601822835F1 NIH_MGC_77 Homo sapiens cDNA clone IMAGE:4042736 5'
							wm31f08.x1 NCI_CGAP_Uk4 Homo sapiens cDNA clone IMAGE:2437575 3' similar to contains MER19.12
							MER19 repetitive element;

Page 293 of 536  
Table 4  
Single Exon Probes Expressed in Brain

Probe SEQ ID NO:	Exon SEQ ID NO:	ORF SEQ ID NO:	Expression Signal	Most Similar (Top) Hit BLAST E Value	Top Hit Accession No.	Top Hit Database Source	Top Hit Descriptor
2759	15464	28208	3.99	6.0E-46	A1884381.1	EST_HUMAN	wm31f08.x1 NCI_CGAP_U14 Homo sapiens cDNA clone IMAGE:2437575 3' similar to contains MER19.12 MER19 repetitive element;
6038	18818	31779	10.94	6.0E-46	A1635448.1	EST_HUMAN	ts58r10.x1 NCI_CGAP_K1a8 Homo sapiens cDNA clone IMAGE:2232835 3' similar to TR:O60363 O60363 SA GENE.;
7116	19804	32968	0.72	6.0E-46	AW513244.1	EST_HUMAN	xo42e04.x1 NCI_CGAP_U11 Homo sapiens cDNA clone IMAGE:2706654 3' similar to gb:L08089 DNAJ PROTEIN HOMOLOG 2 (HUMAN);
11394	23175		2.04	6.0E-46	BE784971.1	EST_HUMAN	601478409F1 NIH_MGC_68 Homo sapiens cDNA clone IMAGE:3880995 5'
199	13012		8.9	5.0E-46	AL163210.2	NT	Homo sapiens chromosome 21 segment HS21C010
3519	16275	28929	1.07	6.0E-46	BE677194.1	EST_HUMAN	7d81g01.x1 Lupski_dorsal_root_ganglion Homo sapiens cDNA clone IMAGE:3279408 3'
3519	16275	28930	1.07	6.0E-46	BE677194.1	EST_HUMAN	7d81g01.x1 Lupski_dorsal_root_ganglion Homo sapiens cDNA clone IMAGE:3279408 3'
6636	18398	32413	1.86	6.0E-46	BF590442.1	EST_HUMAN	naa3807.x1 NCI_CGAP_U11 Homo sapiens cDNA clone IMAGE:4156670 5'
6842	19542	32570	4.29	6.0E-46	BF347228.1	EST_HUMAN	076202 HOMOLOG 2 (HUMAN)
6995	19687	32736	0.62	6.0E-46	AW582263.1	EST_HUMAN	QV4-ST0212-120100-075-099 ST0212 Homo sapiens cDNA
6615	22168	36350	0.47	6.0E-46	AA398381.1	EST_HUMAN	zif62c08.s1 Soares_testis_NHT Homo sapiens cDNA clone IMAGE:726928 3'
626	13405		1.4	4.0E-46	AA601143.1	EST_HUMAN	nc54e09.s1 NCI_CGAP_SS1 Homo sapiens cDNA clone IMAGE:1104520 3' similar to gb:X63741_ma1 FIBULIN-1, ISOFORM A PRECURSOR (HUMAN);
1699	14442	27140	6.86	4.0E-46	AW770544.1	EST_HUMAN	h86e03.x1 NCI_CGAP_Lu24 Homo sapiens cDNA clone IMAGE:3008836 3' similar to gb:X14008_ma1 LYSOZYME C PRECURSOR (HUMAN);contains element MER37 repetitive element;
1699	14442	27141	6.86	4.0E-46	AW770544.1	EST_HUMAN	h86e03.x1 NCI_CGAP_Lu24 Homo sapiens cDNA clone IMAGE:3008836 3' similar to gb:X14008_ma1 LYSOZYME C PRECURSOR (HUMAN);contains element MER37 repetitive element;
2743	15449	28188	2.62	4.0E-46	M18048.1	NT	Human endogenous retrovirus RTVL-H2
4394	17121	28763	1.04	4.0E-46	AB014522.1	NT	Homo sapiens mRNA for KIAA0622 protein, partial cds
4394	17121	28764	1.04	4.0E-46	AB014522.1	NT	Homo sapiens mRNA for KIAA0622 protein, partial cds
5350	18153	30834	2.43	4.0E-46	M36852.1	NT	Human Ig germline gamma-3 heavy-chain gene V region, partial cds
5350	18153	30835	2.43	4.0E-46	M36862.1	NT	Human Ig germline gamma-3 heavy-chain gene V region, partial cds
12513	24863	31014	2.71	4.0E-46	AB002059.1	NT	Homo sapiens DNA for Human P2XM1, complete cds
2165	14885	27618	0.9	3.0E-46	5453620	NT	Homo sapiens solute carrier family 35 (CMP-sialic acid transporter), member 1 (SLC35A1), mRNA
2429	15160	27884	0.95	3.0E-46	AF160212.1	NT	Homo sapiens VAMP-associated 33 kDa protein mRNA, complete cds
4362	17100	28735	0.79	3.0E-46	4506376	NT	Homo sapiens mitogen-activated protein kinase kinase 3 (MAP4K3), mRNA
4724	17456	30091	1.2	3.0E-46	Z73660.1	NT	H.sapiens Ig lambda light chain variable region gene (7c.11.2) germline; Ig-Light-Lambda; VLambda

Page 294 of 536  
Table 4

Single Exon Probes Expressed in Brain

Probe SEQ ID NO:	Exon SEQ ID NO:	ORF SEQ ID NO:	Expression Signal	Most Similar (Top) Hit BLAST E Value	Top Hit Accession No.	Top Hit Database Source	Top Hit Descriptor
4724	17456	30092	1.2	3.0E-46	Z73660.1	NT	H_splens Ig lambda light chain variable region gene (7c.11.2) germ-line; Ig-Light-Lambda; VLambda wj49c04.x1 NCI_CGAP_Lu19 Homo sapiens cDNA clone IMAGE:2406160 3' similar to contains THR.b2 THR repetitive element;
8647	21339	34483	7.59	3.0E-46	A1831462.1	EST_HUMAN	Human mRNA for KIAA0061 gene, partial cds
11564	24163	37474	2.19	3.0E-46	D31765.1	NT	repetitive element;
817	13598	26255	7.64	2.0E-46	AA468646.1	EST_HUMAN	z127et1.s1 Soares_fetal_liver_spleen_INFLS_S1 Homo sapiens cDNA clone IMAGE:431996 3'
1554	14301		1.55	2.0E-46	AA678246.1	EST_HUMAN	Homo sapiens Bruton's tyrosine Kinase (BTK), alpha-D-galactosidase A (GLA), L44-like ribosomal protein (L44), and FTP3 (FTP3) genes, complete cds
1637	14383	27070	3.43	2.0E-46	U78027.1	NT	zf69e02.r1 Soares_testis_NHT Homo sapiens cDNA clone IMAGE:726650 5' similar to SW:RSP1_MOUSE Q01730 RSP-1 PROTEIN.;
4917	17645	30258	1.2	2.0E-46	AA399286.1	EST_HUMAN	Mus musculus sperm tail associated protein (Stap), mRNA
7384	20064	33142	7.67	2.0E-46	9910569	NT	601445137E1 NIH_MGC_65 Homo sapiens cDNA clone IMAGE:3649297 5'
7968	20693		1.46	2.0E-46	BE869151.1	EST_HUMAN	yf32d01.r1 Soares_fetal_liver_spleen_1NFLS_Homo sapiens cDNA clone IMAGE:206877 5'
12575	25179		1.5	2.0E-46	I48391.1	EST_HUMAN	xq78h03.x1 NCI_CGAP_Lu34 Homo sapiens cDNA clone IMAGE:2756789 3'
12575	25170	30902	3.38	2.0E-46	AW277214.1	EST_HUMAN	Homo sapiens cell division cycle 10 (homologous to CDC10 of S. cerevisiae) (CDC10) mRNA
1211	13961	26628	7.67	1.0E-46	4502694	NT	Homo sapiens KIAA0555 gene product (KIAA0555), mRNA
1566	14313	26909	1.23	1.0E-46	7662177	NT	Homo sapiens KIAA0555 gene product (KIAA0555), mRNA
1566	14313	27000	1.23	1.0E-46	7662177	NT	Homo sapiens KIAA0555 gene product (KIAA0555), mRNA
2278	15005	27745	3.44	1.0E-46	AW976516.1	EST_HUMAN	EST390625 MAGE resequences, MAGP Homo sapiens cDNA
2399	15120	27857	3.06	1.0E-46	H97330.1	EST_HUMAN	EST48b095 WATM1 Homo sapiens cDNA clone 48b095
3243	16005	28654	4.55	1.0E-46	AA631912.1	EST_HUMAN	np78b02.s1 NCI_CGAP_P22 Homo sapiens cDNA clone IMAGE:1132395 similar to gb:X76717 H_splens MT-1 mRNA. (HUMAN);
4818	17549		3.17	1.0E-46	AB023197.1	NT	Homo sapiens mRNA for KIAA0980 protein, partial cds
5813	18409	31322	6.88	1.0E-46	BF194707.1	EST_HUMAN	7o92b01.x1 NCI_CGAP_Ov18 Homo sapiens cDNA clone IMAGE:3643705 3'
5898	25090	31617	6.14	1.0E-46	8923762	NT	Homo sapiens centaurin-alpha 2 protein (HSA272195), mRNA
5898	25090	31618	6.14	1.0E-46	8923762	NT	Homo sapiens centaurin-alpha 2 protein (HSA272195), mRNA
10770	18409	31322	5.27	1.0E-46	BF194707.1	EST_HUMAN	7o92b01.x1 NCI_CGAP_Ov18 Homo sapiens cDNA clone IMAGE:3643705 3'
11747	24338	37665	1.53	1.0E-46	AW023178.1	EST_HUMAN	df50e03.y1 Marton Fetal Cochlea Homo sapiens cDNA clone IMAGE:2486861 5'
11747	24338	37666	1.53	1.0E-46	AW023178.1	EST_HUMAN	df50e03.y1 Marton Fetal Cochlea Homo sapiens cDNA clone IMAGE:2486861 5'
12044	24564	31115	2.28	1.0E-46	BF631102.1	EST_HUMAN	602072264F1 NCI_CGAP_Bim67 Homo sapiens cDNA clone IMAGE:4215398 5'
12044	24564	31116	2.28	1.0E-46	BF631102.1	EST_HUMAN	602072264F1 NCI_CGAP_Bim67 Homo sapiens cDNA clone IMAGE:4215398 5'
12778	25032		2.37	1.0E-46	AV715377.1	EST_HUMAN	AV715377 DCB Homo sapiens cDNA clone DCBAIE03 5'
750	13622		6.18	9.0E-47	AJ271735.1	NT	Homo sapiens Xq pseudautosomal region; segment 1/2

Page 295 of 536  
Table 4  
Single Exon Probes Expressed in Brain

Probe SEQ ID NO:	Exon SEQ ID NO:	ORF SEQ ID NO:	Expression Signal	Most Similar (Top) Hit BLAST E Value	Top Hit Accession No.	Top Hit Database Source	Top Hit Descriptor
4878	17606	30229	3.02	9.0E-47	AW770928.1	EST_HUMAN	NI93604.x1 NCI_CGAP_Lu24 Homo sapiens cDNA clone IMAGE:3005534 3' similar to TR:O75703 O75703
6284	19057	32037	0.8	9.0E-47	11425439	NT	HYPOTHEITICAL 12.4 KD PROTEIN ;
12631	25270	30725	2	9.0E-47	11417966	NT	Homo sapiens zinc finger protein ZNF286 (ZNF286), mRNA
1801	14541	27252	6.88	8.0E-47	Y18536.1	NT	Homo sapiens SEC14 (S. cerevisiae)-like 2 (SEC14L2), mRNA
1801	14541	27253	6.88	8.0E-47	Y18536.1	NT	Homo sapiens HLA-C gene, exon 5, individual 19323
2722	15429	28167	1.04	8.0E-47	5463956	NT	Homo sapiens HLA-C gene, exon 5, individual 19323
3024	16790	28438	1.99	8.0E-47	AJ229043.1	NT	Homo sapiens protein phosphatase 2, regulatory subunit B (B56), epsilon isoform (PPP2R6E) mRNA
3613	16366	29009	0.68	8.0E-47	AB041926.1	NT	Homo sapiens 959 kb contig between AML1 and CBR1 on chromosome 21q22, segment 3/3
12604	29169	29010	0.68	8.0E-47	AB041926.1	NT	Homo sapiens mRNA for GSK family kinase MINK-2, complete cds
2550	15265	28000	1.38	7.0E-47	AV683284.1	EST_HUMAN	Homo sapiens mRNA for GSK family kinase MINK-2, complete cds
8592	21284	34423	0.49	6.0E-47	U77054.1	EST_HUMAN	AV683284 GSK Homo sapiens cDNA clone GKASH11 5'
9176	21848	35012	0.78	6.0E-47	A1695189.1	EST_HUMAN	Homo sapiens chromosome 21 segment HS21C046
9612	22265	35450	0.68	6.0E-47	AB042824.1	NT	HSU77054 Human Homo sapiens cDNA clone N7
9612	22265	35451	0.68	6.0E-47	AB042824.1	NT	t298h02.x1 NCI_CGAP_Kid11 Homo sapiens cDNA clone IMAGE:2296659 3'
6482	19249	32249	6.67	5.0E-47	11423972	NT	Homo sapiens RECQL5 beta mRNA for DNA helicase recQ5 beta, complete cds
10696	23387	26801	5.27	5.0E-47	M78590.1	EST_HUMAN	Homo sapiens RECQL5 beta mRNA for DNA helicase recQ5 beta, complete cds
1379	14126	26801	3.28	4.0E-47	4557556	NT	Homo sapiens CDC37 (cell division cycle 37, S. cerevisiae, homolog) (CDC37), mRNA
6733	19567	32599	1.9	4.0E-47	BE938986.1	EST_HUMAN	EST00738 Fetal brain, Stratagene (cat#936206) Homo sapiens cDNA clone HFBCF07
8379	21072	34210	2.42	4.0E-47	BE616483.1	EST_HUMAN	Homo sapiens E1A binding protein p300 (EP300) mRNA
8379	21072	34211	2.42	4.0E-47	BE616483.1	EST_HUMAN	Homo sapiens E1A binding protein p300 (EP300) mRNA
8516	21208	34351	0.61	4.0E-47	AW983777.1	EST_HUMAN	MR4-TN0108-280800-201-404 TN0108 Homo sapiens cDNA
11635	24232		2.83	4.0E-47	AW515006.1	EST_HUMAN	601280486F1 NIH_MGC_39 Homo sapiens cDNA clone IMAGE:3622437 5'
531	13316	26960	2.05	3.0E-47	BE907634.1	EST_HUMAN	601280486F1 NIH_MGC_39 Homo sapiens cDNA clone IMAGE:3622437 5'
531	13315	25951	2.05	3.0E-47	BE907634.1	EST_HUMAN	601280486F1 NIH_MGC_39 Homo sapiens cDNA clone IMAGE:3622437 5'
789	13571	26232	6.46	3.0E-47	N57483.1	EST_HUMAN	RC3-BN0034-220300-015-f05 BN0034 Homo sapiens cDNA
924	13691	26355	10.25	3.0E-47	AL163284.2	NT	xx66507.x1 NCI_CGAP_Lym12 Homo sapiens cDNA clone IMAGE:2848567 3' similar to SW:INT6_MOUSE
3288	18058	28707	0.79	3.0E-47	4504116	NT	Q64252 VIRAL INTEGRATION SITE PROTEIN INT-6. [1];
3948	16698		5.77	3.0E-47	U93181.1	NT	601497639F1 NIH_MGC_70 Homo sapiens cDNA clone IMAGE:3699721 5'
4329	17068	28696	1.32	3.0E-47	M12958.1	NT	601497639F1 NIH_MGC_70 Homo sapiens cDNA clone IMAGE:3699721 5'
5922	18707	31659	5.41	3.0E-47	AW408800.1	EST_HUMAN	yy54804.s1 Soares multiple_sclerosis_2NbhMSP Homo sapiens cDNA clone IMAGE:277327 3'
							Homo sapiens chromosome 21 segment HS21C0984
							Homo sapiens glutamate receptor, ionotropic, kainate 1 (GRIK1) mRNA
							Homo sapiens nuclear dual-specificity phosphatase (SBF1) mRNA, partial cds
							Human T-cell receptor active alpha-chain mRNA from JM cell line, complete cds
							UI-HIF-BMO-actb-d-07-q-U1.r1 NIH_MGC_38 Homo sapiens cDNA clone IMAGE:3065205 5'

Page 296 of 536  
Table 4

Single Exon Probes Expressed In Brain

Probe SEQ ID NO:	Exon SEQ ID NO:	ORF SEQ ID NO:	Expression Signal	Most Similar (Top) Hit BLAST E Value	Top Hit Accession No.	Top Hit Database Source	Top Hit Descriptor
6922	18707	31660	5.41	3.0E-47	AW409800.1	EST_HUMAN	UHF-BM0-adv-4-07-0-UJ1.1 NIH_MGC_38 Homo sapiens cDNA clone IMAGE:3063205 6'
6468	18236		1.76	3.0E-47	AI222413.1	EST_HUMAN	qf04e07.x1 Soares_NFL_T_GBC_S1 Homo sapiens cDNA clone IMAGE:1843716 3'
8732	21424	34569	0.71	3.0E-47	AW963796.1	EST_HUMAN	EST375869 IMAGE resequences, MAGH Homo sapiens cDNA
8732	21424	34570	0.71	3.0E-47	AW963796.1	EST_HUMAN	EST375869 IMAGE resequences, MAGH Homo sapiens cDNA
143	12858	25600	1.81	2.0E-47	4505318	NT	Homo sapiens myosin phosphatase, target subunit 2 (MYPT2), mRNA
947	13713	26377	2.69	2.0E-47	AL163209.2	NT	Homo sapiens chromosome 21 segment HS21C009
947	13713	26378	2.69	2.0E-47	AL163209.2	NT	Homo sapiens chromosome 21 segment HS21C009
1560	14307		0.98	2.0E-47	AI969279.1	EST_HUMAN	wq6b02.x1 NCI_CGAP_GC8 Homo sapiens cDNA clone IMAGE:2478651 3'
1888	14334	27022	1.75	2.0E-47	7682109	EST_HUMAN	Homo sapiens KIAA0426 gene product (KIAA0426), mRNA
1873	14418	27111	3.41	2.0E-47	AA524514.1	EST_HUMAN	ng43h12.s1 NCI_CGAP_C63 Homo sapiens cDNA clone IMAGE:937607 3'
4313	17052	29877	2	2.0E-47	4504866	NT	Homo sapiens ring finger protein (C3HC4 type) 8 (RNFB), mRNA
4351	17090	29722	1.5	2.0E-47	AA569592.1	EST_HUMAN	Homo sapiens ring finger protein (C3HC4 type) 8 (RNFB), mRNA
4351	17090	29723	1.5	2.0E-47	AA569592.1	EST_HUMAN	Homo sapiens ring finger protein (C3HC4 type) 8 (RNFB), mRNA
4471	17206	29832	1.68	2.0E-47	5174648	EST_HUMAN	Homo sapiens Rex/Rex activation domain binding protein-related (RAB-R) mRNA
4761	17463	30121	1.3	2.0E-47	AW665168.1	EST_HUMAN	EST377239 IMAGE resequences, MAGI Homo sapiens cDNA
5698	18490	31411	1.12	2.0E-47	AF079821.1	NT	Homo sapiens regulator of G-protein signaling 6 variant form (RGS6) mRNA, complete cds
5887	18673	31615	1.23	2.0E-47	BE778475.1	EST_HUMAN	601463932F1 NIH_MGC_67 Homo sapiens cDNA clone IMAGE:3867487 5'
5887	18673	31616	1.23	2.0E-47	BE778475.1	EST_HUMAN	601463932F1 NIH_MGC_67 Homo sapiens cDNA clone IMAGE:3867487 5'
7598	25116		1.43	2.0E-47	LO9731.1	NT	Homo sapiens 5-hydroxytryptamine 1D receptor pseudogene with an Alu repeat insertion
7864	20559	33685	1.92	2.0E-47	D87675.1	NT	Homo sapiens DNA for amyloid precursor protein, complete cds
7864	20569	33688	1.92	2.0E-47	D87675.1	NT	Homo sapiens DNA for amyloid precursor protein, complete cds
8618	21310	34452	1.67	2.0E-47	AF071771.1	NT	Homo sapiens SPH-binding factor mRNA, partial cds
9389	22051	35222	0.77	2.0E-47	11528136	NT	Homo sapiens BTG family, member 3 (BTG3), mRNA
11451	23218	36451	1.27	2.0E-47	M76125.1	NT	Human tyrosine kinase receptor (ex) mRNA, complete cds
12077	25312	30709	1.75	2.0E-47	R42423.1	EST_HUMAN	Y92e08.s1 Soares Infant brain 1N1B Homo sapiens cDNA clone IMAGE:28666 3' similar to contains OFR repetitive element;
1384	14131	28804	7.35	1.0E-47	AI633429.1	EST_HUMAN	qp99h03.x1 Soares_fetal_lung_NH-L19W Homo sapiens cDNA clone IMAGE:1831189 3'
5017	17738	30347	1.96	1.0E-47	AW813906.1	EST_HUMAN	RC3-ST0197-130400-017-h02 ST0197 Homo sapiens cDNA
6944	19426	32441	6.79	1.0E-47	AI880886.1	EST_HUMAN	at19e06.x1 Barstead acta HPLRB6 Homo sapiens cDNA clone IMAGE:2365586 3' similar to gb:M22895
8787	21459		0.56	1.0E-47	AW664648.1	EST_HUMAN	RAS-RELATED PROTEIN RAP-1A (HUMAN);
10254	22802	36112	2.28	1.0E-47	L30115.1	NT	h184a11.x1 Soares_NFL_T_GBC_S1 Homo sapiens cDNA clone IMAGE:2978972 3' similar to gb:M26326 KERATIN, TYPE I CYTOSKELETAL 18 (HUMAN); P.apio hamadryas alcohol dehydrogenase class I (ADH) gene, 5' region

Table 4

Single Exon Probes Expressed in Brain

Probe SEQ ID NO:	Exon SEQ ID NO:	ORF SEQ ID NO:	Expression Signal	Most Similar (Top) Hit BLAST E Value	Top Hit Accession No.	Top Hit Database Source	Top Hit Descriptor
1607	14353	27041	3.03	9.0E-48	AF223391.1	NT	Homo sapiens calcium channel alpha1E subunit (CACNA1E) gene, exons 7-49, and partial cds, alternatively spliced
3544	16289	28950	0.82	9.0E-48	BF359947.1	EST_HUMAN	CM2-MT0100-310700-290-f05 MTD100 Homo sapiens cDNA
5594	18389	31299	0.86	9.0E-48	BE888196.1	EST_HUMAN	60151174F1 NIH_MGC_71 Homo sapiens cDNA clone IMAGE:3913106 5'
5594	18389	31300	0.86	9.0E-48	BE888196.1	EST_HUMAN	60151174F1 NIH_MGC_71 Homo sapiens cDNA clone IMAGE:3913106 5'
6010	18791	31754	0.65	9.0E-48	AI833168.1	EST_HUMAN	Q60844 HOMOLOG OF RAT ZMOGEN GRANULE MEMBRANE PROTEIN. ; at75h09.x1 Barstead cdon HPLRB7 Homo sapiens cDNA clone IMAGE:2377889 3' similar to TR:O60844
6131	18909	31877	0.64	9.0E-48	AU123240.1	EST_HUMAN	AU123240 NT2RM1 Homo sapiens cDNA clone NT2RM1000978 5'
11080	23730	37002	3.08	9.0E-48	BE393813.1	EST_HUMAN	601310479F1 NIH_MGC_44 Homo sapiens cDNA clone IMAGE:3632083 5'
1228	13978		1.44	8.0E-48	4501900	NT	Homo sapiens aminocyclase 1 (ACY1), mRNA
1229	13978		1.7	8.0E-48	4501900	NT	Homo sapiens aminocyclase 1 (ACY1), mRNA
3132	16897	28541	4.38	8.0E-48	AW768477.1	EST_HUMAN	hk61b03.x1 NCI_CGAP_Lym12 Homo sapiens cDNA clone IMAGE:3001133 3' similar to gb:X64707
3132	16897	28542	4.38	8.0E-48	AW768477.1	EST_HUMAN	BREAST BASIC CONSERVED PROTEIN 1 (HUMAN);
3911	16661	29302	0.79	8.0E-48	4504116	NT	BREAST BASIC CONSERVED PROTEIN 1 (HUMAN);
478	13264		1.27	7.0E-48	AB033035.1	NT	Homo sapiens glutamate receptor, ionotropic, kainate 1 (GRIK1) mRNA
479	13264		17.09	7.0E-48	AB033035.1	NT	Homo sapiens mRNA for KIAA1209 protein, partial cds
1453	14230	26916	0.98	7.0E-48	6912719	NT	Homo sapiens mRNA for KIAA1209 protein, partial cds
1634	14380	27067	3.89	7.0E-48	5730038	NT	Homo sapiens SET domain and maf-like transcription factor gene (SETMAR) mRNA
6460	19227	32227	27.21	7.0E-48	11416831	NT	Homo sapiens histidyl-tRNA synthetase (HARS), mRNA
5967	16749	31710	0.91	6.0E-48	AB006955.1	NT	Homo sapiens mRNA for AIE-75, complete cds
6898	19605	32845	1.08	6.0E-48	11420895	NT	Homo sapiens BMX non-receptor tyrosine kinase (BMX), mRNA
7365	25111	33123	0.58	6.0E-48	AB046844.1	NT	Homo sapiens mRNA for KIAA1624 protein, partial cds
7365	25111	33124	0.58	6.0E-48	AB046844.1	NT	Homo sapiens mRNA for KIAA1624 protein, partial cds
9022	21712	34866	2.07	6.0E-48	AF026816.1	NT	Homo sapiens putative oncogene protein mRNA, partial cds
9441	22119	35296	1.74	6.0E-48	11427428	NT	Homo sapiens hypothetical protein FLJ11006 (FLJ11006), mRNA
9598	22241	35425	3.2	6.0E-48	AA189080.1	EST_HUMAN	zq45b06.s1 Strategene hNT neuron (#937233) Homo sapiens cDNA clone IMAGE:632627 3' similar to contains Alu repetitive element
3304	17878	28713	1.94	5.0E-48	4829891	NT	Homo sapiens phosphodiesterase 1A, calmodulin-dependent (PDE1A) mRNA
8474	21186	34310	1.25	5.0E-48	BE084410.1	EST_HUMAN	RC4-BT0311-14189-011-h06 BT0311 Homo sapiens cDNA
11603	24202	37524	1.39	5.0E-48	AW690299.1	EST_HUMAN	MRO-NT0039-010500-002-f08 NT0039 Homo sapiens cDNA
10878	23558	36805	3.96	4.0E-48	AI620420.1	EST_HUMAN	tu47a02.x1 NCI_CGAP_Pf28 Homo sapiens cDNA clone IMAGE:2254154 3'
1364	14112	26786	1.27	3.0E-48	AV690964.1	EST_HUMAN	AV690964 GKc Homo sapiens cDNA clone GKCDRE12 5'

Table 4

Single Exon Probes Expressed in Brain

Probe SEQ ID NO:	Exon SEQ ID NO:	ORF SEQ ID NO:	Expression Signal	Most Similar (Top) Hit BLAST E Value	Top Hit Accession No.	Top Hit Database Source	Top Hit Descriptor
1969	14705	27422	15.26	3.0E-48	4885170	NT	Homo sapiens chromosome X open reading frame 6 (CXORF6) mRNA
1969	14705	27423	15.28	3.0E-48	4885170	NT	Homo sapiens chromosome X open reading frame 6 (CXORF6) mRNA
3622	16375	29017	0.76	3.0E-48	AW664531.1	EST_HUMAN	h14b12.x1 NCI CGAP_GUT1 Homo sapiens cDNA clone IMAGE:2872285 3' similar to SW:DCRB_HUMAN
5904	18594	31619	2.47	3.0E-48	BE084571.1	EST_HUMAN	P96555 DOWN SYNDROME CRITICAL REGION PROTEIN B. ;
6919	19655	32701	0.84	3.0E-48	AF087813.1	NT	MR4BT0657-060400-201-e10 BT0657 Homo sapiens cDNA Human endogenous retrovirus HERV-P-T47D
8290	20984		3.41	3.0E-48	AA659930.1	EST_HUMAN	nt03305.s1 NCI CGAP_P22 Homo sapiens cDNA clone IMAGE:1219137 3' similar to contains PTR5.b1 PTR5 repetitive element ;
10784	23467	36708	9.52	3.0E-48	BF514170.1	EST_HUMAN	UJ-HBW1-ari-a-10-Q-UJ.s1 NCI CGAP_Sub7 Homo sapiens cDNA clone IMAGE:3082267 3'
44	12873	25495	1.71	2.0E-48	AA631940.1	EST_HUMAN	fmf67 Regional genomic DNA specific cDNA library Homo sapiens cDNA clone CR17-26
1197	13949		5.15	2.0E-48	H24278.1	EST_HUMAN	ym55e10.r1 Soares infant brain 1N1B Homo sapiens cDNA clone IMAGE:52182 5' similar to SP:M6B_MOUSE P36803 MEMBRANE GLYCOPROTEIN ;
4495	17231	29861	1.42	2.0E-48	BE246085.1	EST_HUMAN	TCBAP1D3842 Pediatric pre-B cell acute lymphoblastic leukemia Baylor-HQSC project=TCBA Homo sapiens cDNA clone TCBAP3842
5724	18516	31438	0.61	2.0E-48	AA613171.1	EST_HUMAN	no18g01.s1 NCI CGAP_Phet1 Homo sapiens cDNA clone IMAGE:1101072 3'
5724	18516	31437	0.61	2.0E-48	AA613171.1	EST_HUMAN	no18g01.s1 NCI CGAP_Phet1 Homo sapiens cDNA clone IMAGE:1101072 3'
7419	20096	33182	4.77	2.0E-48	AB040934.1	NT	Homo sapiens mRNA for KIAA1501 protein, partial cds
7419	20096	33183	4.77	2.0E-48	AB040934.1	NT	Homo sapiens mRNA for KIAA1501 protein, partial cds
7432	20109	33197	3.35	2.0E-48	11496238	NT	Homo sapiens v-rel avian reticuloendotheliosis viral oncogene homolog A (nuclear factor of kappa light polypeptide gene enhancer in B-cells 3 (p85)) (RELA), mRNA
8253	20947	34084	1.33	2.0E-48	AV743451.1	EST_HUMAN	AV743451 CB Homo sapiens cDNA clone CBCCGG10 5'
12041	17898	30486	4.27	2.0E-48	AA485007.1	EST_HUMAN	zx60c03.r1 Soares ovary tumor NbHOT Homo sapiens cDNA clone IMAGE:810062 5'
12367	26232	30820	1.86	2.0E-48	BE737154.1	EST_HUMAN	601305064F1 NIH_MGC_39 Homo sapiens cDNA clone IMAGE:3639782 5'
12716	13949		1.34	2.0E-48	H24278.1	EST_HUMAN	ym55e10.r1 Soares infant brain 1N1B Homo sapiens cDNA clone IMAGE:52182 5' similar to SP:M6B_MOUSE P36803 MEMBRANE GLYCOPROTEIN ;
54	12883	25511	2.3	1.0E-48	7706834	NT	Homo sapiens cisplatin resistance-associated overexpressed protein (LOC51747), mRNA
853	13623	26283	17.13	1.0E-48	4502166	NT	Homo sapiens amyloid beta (A4) precursor protein (protease resistant), Alzheimer disease (APP), mRNA
1273	14023	26891	3.77	1.0E-48	5032032	NT	Homo sapiens RNA binding motif protein 6 (RBM6), mRNA
1811	14848	27359	30.36	1.0E-48	AL163302.2	NT	Homo sapiens chromosome 21 segment HS21C102
3481	16238	28894	0.96	1.0E-48	AL163246.2	NT	Homo sapiens chromosome 21 segment HS21C046
5061	17780	30388	1.9	1.0E-48	M10976.1	NT	Human endogenous retroviral DNA (4-1), complete retroviral segment
6185	18971	31946	1.17	1.0E-48	A1889077.1	EST_HUMAN	td17c01.x1 NCI CGAP_Cot6 Homo sapiens cDNA clone IMAGE:2075904 3' similar to TR:O14888 O14888 SIMILARITY TO U73941 ;



Single Exon Probes Expressed in Brain

Probe SEQ ID NO:	Exon SEQ ID NO:	ORF SEQ ID NO:	Expression Signal	Most Similar (Top) Hit BLAST E Value	Top Hit Accession No.	Top Hit Database Source	Top Hit Descriptor
6195	18971	31947	1.17	1.0E-48	AI889077.1	EST_HUMAN	id17c01.x1 NCL_CGAP_Co16 Homo sapiens cDNA clone IMAGE:2075904 3' similar to TR:O14588 O14588 SIMILARITY TO U73941;
6407	19176		0.94	1.0E-48	Y18000.1	NT	Homo sapiens NF2 gene
6500	19265	32266	0.71	1.0E-48	AB028994.1	NT	Homo sapiens mRNA for KIAA1071 protein, partial cds
6500	19265	32267	0.71	1.0E-48	AB028994.1	NT	Homo sapiens mRNA for KIAA1071 protein, partial cds
7157	19844	32913	2.52	1.0E-48	4755137	NT	Homo sapiens huntingtin (Huntington disease) (HD) mRNA
8730	21422	34566	0.76	1.0E-48	4758695	NT	Homo sapiens mitogen-activated protein kinase kinase 13 (MAP3K13), mRNA
8730	21422	34567	0.76	1.0E-48	4758695	NT	Homo sapiens mitogen-activated protein kinase kinase 13 (MAP3K13), mRNA
9113	21801	34869	0.84	1.0E-48	4502838	NT	Homo sapiens Chediak-Higashi syndrome 1 (CHS1) mRNA
9168	21838	35004	6.4	1.0E-48	AB033071.1	NT	Homo sapiens mRNA for KIAA1245 protein, partial cds
9481	22134	35314	5.33	1.0E-48	BF304693.1	EST_HUMAN	60188808F1 NIH_MGC_17 Homo sapiens cDNA clone IMAGE:4122119 5'
10289	22917	36127	4.08	1.0E-48	11429808	NT	Homo sapiens B cell linker protein (SLP65), mRNA
10289	22917	36128	4.08	1.0E-48	11429808	NT	Homo sapiens B cell linker protein (SLP65), mRNA
2002	14737	27461	1.13	8.0E-49	AB026497.1	NT	Mus musculus MysPDZ mRNA for myosin containing PDZ domain, complete cds
5992	18744	31704	3.43	8.0E-49	10048417	NT	Mus musculus T-box 20 (Tbx20), mRNA
5992	18744	31705	3.43	8.0E-49	10048417	NT	Mus musculus T-box 20 (Tbx20), mRNA
8194	20898	34026	3.17	8.0E-49	U23850.1	NT	Human insulin 1,4,5 trisphosphate receptor type 1 mRNA, partial cds
9899	22539	35733	1.15	8.0E-49	AB008681.1	NT	Homo sapiens gene for activin receptor type IIB, complete cds
135	13171	25814	1	7.0E-49	5729990	NT	Homo sapiens proteasome (prosome, macropain) 26S subunit, ATPase, 4 (PSMC4) mRNA
135	13171	25815	1	7.0E-49	5729990	NT	Homo sapiens proteasome (prosome, macropain) 26S subunit, ATPase, 4 (PSMC4) mRNA
394	13171	25814	1.73	7.0E-49	5729990	NT	Homo sapiens proteasome (prosome, macropain) 26S subunit, ATPase, 4 (PSMC4) mRNA
394	13171	25815	1.73	7.0E-49	5729990	NT	Homo sapiens proteasome (prosome, macropain) 26S subunit, ATPase, 4 (PSMC4) mRNA
395	13171	25814	2.94	7.0E-49	5729990	NT	Homo sapiens proteasome (prosome, macropain) 26S subunit, ATPase, 4 (PSMC4) mRNA
395	13171	25815	2.94	7.0E-49	5729990	NT	Homo sapiens proteasome (prosome, macropain) 26S subunit, ATPase, 4 (PSMC4) mRNA
1199	13951	26815	3.4	7.0E-49	AL163284.2	NT	Homo sapiens chromosome 21 segment HS21C084
5373	18173	30862	2.11	7.0E-49	AI807191.1	EST_HUMAN	Wf25h04.x1 Soares_NFL_T_GBC_S1 Homo sapiens cDNA clone IMAGE:2356663 3' similar to TR:O54923
5383	18183	30873	1.46	7.0E-49	AL120937.1	EST_HUMAN	O54923 RSEC15 ;
5716	18173	30862	0.67	7.0E-49	AI807191.1	EST_HUMAN	DKFZp762C033_s1 762 (synonym: hmel2) Homo sapiens cDNA clone DKFZp762C033 3'
192	13005	25846	12.12	6.0E-49	AW731740.1	EST_HUMAN	wf25h04.x1 Soares_NFL_T_GBC_S1 Homo sapiens cDNA clone IMAGE:2356663 3' similar to TR:O54923
4095	16837	29464	1.27	6.0E-49	AL162091.1	EST_HUMAN	O54923 RSEC15 ;
							ba55g06.x1 NIH_MGC_10 Homo sapiens cDNA clone IMAGE:2900504 3' similar to gb:X17206 40S RIBOSOMAL PROTEIN S4 (HUMAN); gb:M20632 Mouse LLRep3 protein mRNA from a repetitive element, complete (MOUSE);
							DKFZp761A138_s1 761 (synonym: hamy2) Homo sapiens cDNA clone DKFZp761A138 3'

Page 300 of 536  
Table 4  
Single Exon Probes Expressed in Brain

Probe SEQ ID NO:	Exon SEQ ID NO:	ORF SEQ ID NO:	Expression Signal	Most Similar (Top) Hit BLAST E Value	Top Hit Accession No.	Top Hit Database Source	Top Hit Descriptor
6349	19119	32108	0.94	6.0E-49	AU140742.1	EST_HUMAN	AU140742 PLACE4 Homo sapiens cDNA clone PLACE4000148 5'
7314	19997	33076	0.69	6.0E-49	AW611225.1	EST_HUMAN	hc444e02.x1 Soares_NFL_T_GBC_S1 Homo sapiens cDNA clone IMAGE:2912378 3' similar to TR:095636
9633	22285	35478	0.45	6.0E-49	9910293	NT	O95698 CAMP-REGULATED GUANINE NUCLEOTIDE EXCHANGE FACTOR II. ;
9633	22285	35479	0.45	6.0E-49	9910293	NT	Mus musculus keratin complex 2, gene 6g (Krt2-6g), mRNA
11248	23910	37202	2.5	6.0E-49	AW452218.1	EST_HUMAN	Mus musculus keratin complex 2, gene 6g (Krt2-6g), mRNA
11661	24257	37579	2.8	6.0E-49	AA386556.1	EST_HUMAN	UIH-B13-alo-e-05-0-U1.s1 NCI_CGAP_Sub5 Homo sapiens cDNA clone IMAGE:3068048 3'
11661	24257	37580	2.8	6.0E-49	AA386556.1	EST_HUMAN	EST177625 Pancreas tumor III Homo sapiens cDNA 5' end
12362	25151	26117	2.03	6.0E-49	AA707567.1	EST_HUMAN	EST177525 Pancreas tumor III Homo sapiens cDNA 5' end
695	13470	26118	7	5.0E-49	AL163210.2	NT	z129c08.s1 Soares_fetal_liver_spleen_1NFLS_S1 Homo sapiens cDNA clone IMAGE:451694 3'
695	13470	26118	7	5.0E-49	AL163210.2	NT	Homo sapiens chromosome 21 segment HS21C010
1786	14527	27295	3.49	5.0E-49	AA172121.1	EST_HUMAN	Homo sapiens chromosome 21 segment HS21C010
2764	15469	28201	4.25	5.0E-49	U17114.1	NT	zp29e07.r1 Stratagene neuroepithelium (#837231) Homo sapiens cDNA clone IMAGE:610960 5' similar to TR:G233226 G233226 RTVL-H PROTEIN. ;contains LTR7.3 LTR7.LTR7 repetitive element ;
3267	16029	28678	2.64	5.0E-49	11436355	NT	Homo sapiens putative tumor suppressor ST13 (ST13) mRNA, complete cds
612	13296	25927	47.84	4.0E-49	AW189533.1	EST_HUMAN	Homo sapiens similar to ribosomal protein S27 (metalloprotein 1) (H. sapiens) (LOC63362), mRNA
7172	19858	32630	0.95	4.0E-49	11525737	NT	x109501.x1 NCI_CGAP_U14 Homo sapiens cDNA clone IMAGE:2875593 3' similar to WP:BC0350.2B CE06703 ;
7172	19858	32630	0.95	4.0E-49	11525737	NT	Homo sapiens UDP-N-acetyl-alpha-D-galactosamine:polypeptide N-acetylgalactosaminyltransferase 8 (GalNAc-T8) (GALNT8), mRNA
7172	19858	32630	0.95	4.0E-49	11525737	NT	Homo sapiens UDP-N-acetyl-alpha-D-galactosamine:polypeptide N-acetylgalactosaminyltransferase 8 (GalNAc-T8) (GALNT8), mRNA
7710	20374	33498	0.9	4.0E-49	7662209	NT	Homo sapiens K1AA0623 gene product (K1AA0623), mRNA
8763	21465	34604	0.47	4.0E-49	11425374	NT	Homo sapiens copine III (CPNE3), mRNA
8763	21455	34605	0.47	4.0E-49	11425374	NT	Homo sapiens copine III (CPNE3), mRNA
12221	25368		4.21	4.0E-49	AA210786.1	EST_HUMAN	zr80f05.r1 NCI_CGAP_GCB1 Homo sapiens cDNA clone IMAGE:882977 5'
12306	24730		4.1	4.0E-49	AF240786.1	NT	Homo sapiens glutathione S-transferase theta 2 (GSTT2) and glutathione S-transferase theta 1 (GSTT1) genes, complete cds
547	13330	25961	1.73	3.0E-49	X68968.1	NT	H. sapiens mRNA for acetyl-CoA carboxylase.
2654	15364		1.9	3.0E-49	AA016131.1	EST_HUMAN	z631c05.r1 Soares retina N2b4HR Homo sapiens cDNA clone IMAGE:360584 5' similar to contains L1.3 L1
4923	17651	30264	2.33	3.0E-49	U46999.1	NT	repetitive element ;
7319	20002	33081	11.87	3.0E-49	H39478.1	EST_HUMAN	Human type IV collagen (COL4A6) gene, exon 40
							EST25e12 WATM1 Homo sapiens cDNA clone 25e12

Page 301 of 536  
Table 4

Single Exon Probes Expressed in Brain

Probe SEQ ID NO:	Exon SEQ ID NO:	ORF SEQ ID NO:	Expression Signal	Most Similar (Top) Hit BLAST E Value	Top Hit Accession No.	Top Hit Database Source	Top Hit Descriptor
11272	23933	37226	1.96	3.0E-49	AA337591.1	EST_HUMAN	EST42572 Endometrial tumor Homo sapiens cDNA 5' end
646	13425		2.94	2.0E-49	BE165980.1	EST_HUMAN	MR3-1T0487-150200-113_g01 HT0487 Homo sapiens cDNA
3216	15979	28630	1.64	2.0E-49	N26446.1	EST_HUMAN	yx23d06.r1 Soares melanocyte 2NbHM Homo sapiens cDNA clone IMAGE:262571 5'
4748	17478	30110	0.66	2.0E-49	A1167357.1	EST_HUMAN	oz88d02.x1 Soares_senescent_fibroblasts_2NbHSF Homo sapiens cDNA clone IMAGE:1682403 3' similar to gp:M31470 RAS-LIKE PROTEIN TC10 (HUMAN);contains Alu repetitive element;contains element MER22 repetitive element:
4758	17490	30118	0.74	2.0E-49	BF611946.1	EST_HUMAN	UH-H-B14-aps-d-02-0-J1.s1 NCI_CGAP_Sub8 Homo sapiens cDNA clone IMAGE:3088538 3'
6637	19399	32414	1.17	2.0E-49	AV717938.1	EST_HUMAN	AV717938 DCB Homo sapiens cDNA clone DCBALB01 5'
7998	20893		1.74	2.0E-49	M86033.1	EST_HUMAN	EST102558 Fetal brain, Stratagene (cat#936206) Homo sapiens cDNA clone HFBCY50
12316	25250		2.07	2.0E-49	AF163964.1	NT	Homo sapiens SNCA isoform (SNCA) gene, complete cds, alternatively spliced
879	13648		5	1.0E-49	BF035327.1	EST_HUMAN	601458531F1 NIH_MGC_66 Homo sapiens cDNA clone IMAGE:3962086 5'
1646	14282	28978	1.11	1.0E-49	4557887	NT	Homo sapiens keratin 18 [KRT18] mRNA
1794	14534	27243	4.82	1.0E-49	BE255216.1	EST_HUMAN	601115769F1 NIH_MGC_16 Homo sapiens cDNA clone IMAGE:3356273 5'
5275	18080	30737	6.82	1.0E-49	BF131007.1	EST_HUMAN	601820053F1 NIH_MGC_58 Homo sapiens cDNA clone IMAGE:4052062 5'
5986	18767	31731	0.88	1.0E-49	H18291.1	EST_HUMAN	yr48h04.r1 Soares adult brain N2b5HB55Y Homo sapiens cDNA clone IMAGE:171703 5' similar to SP:GBG1_HUMAN Q08447 GUANINE NUCLEOTIDE-BINDING PROTEIN G(T) GAMMA-1 SUBUNIT ;
5992	18773	31736	5.55	1.0E-49	AW964640.1	EST_HUMAN	EST1376713 MAGE sequences, MAGH Homo sapiens cDNA
7117	19805	32869	0.62	1.0E-49	AV703000.1	EST_HUMAN	AV703000 ADB Homo sapiens cDNA clone ADBCVD11 5'
7117	19805	32870	0.62	1.0E-49	AV703000.1	EST_HUMAN	AV703000 ADB Homo sapiens cDNA clone ADBCVD11 5'
7123	19811	32878	3.55	1.0E-49	BE398110.1	EST_HUMAN	601290330F1 NIH_MGC_8 Homo sapiens cDNA clone IMAGE:3620863 5'
7123	19811	32879	3.55	1.0E-49	BE398110.1	EST_HUMAN	601290330F1 NIH_MGC_8 Homo sapiens cDNA clone IMAGE:3620863 5'
7200	19886	32960	2.21	1.0E-49	N25884.1	EST_HUMAN	yw78g12.s1 Soares_placenta_8t69weeks_2NbhP8t69W Homo sapiens cDNA clone IMAGE:258406 3' similar to gb:X65873 KINESIN HEAVY CHAIN (HUMAN);
7200	19886	32961	2.21	1.0E-49	N25884.1	EST_HUMAN	yw78g12.s1 Soares_placenta_8t69weeks_2NbhP8t69W Homo sapiens cDNA clone IMAGE:258406 3' similar to gb:X65873 KINESIN HEAVY CHAIN (HUMAN);
7977	20672	33785	0.69	1.0E-49	11321580	NT	Homo sapiens succinate-CoA ligase, GDP-forming, alpha subunit (SUCLG1), mRNA
7977	20672	33796	0.69	1.0E-49	11321580	NT	Homo sapiens succinate-CoA ligase, GDP-forming, alpha subunit (SUCLG1), mRNA
8575	21267		0.66	1.0E-49	9994184	NT	Homo sapiens RNA binding motif protein 7 (LOC51120), mRNA
8991	21592	34721	1.29	1.0E-49	BE409340.1	EST_HUMAN	601300992F1 NIH_MGC_21 Homo sapiens cDNA clone IMAGE:3636398 6'
10226	22674	35589	1.58	1.0E-49	AL043129.2	EST_HUMAN	DKFZp434D2423_r1 494 (synonym: hies3) Homo sapiens cDNA clone DKFZp434D2423 5'
10979	23654	36907	1.43	1.0E-49	AV761477.1	EST_HUMAN	AV761477 NPD Homo sapiens cDNA clone NPDAWE04 5'
11281	23942	37236	3.32	1.0E-49	11427366	NT	Homo sapiens brefeldin A-inhibited guanine nucleotide-exchange protein 1 (BIG1), mRNA
12215	24677		2.46	1.0E-49	11418322	NT	Homo sapiens cadherin EGF LAG seven-pass G-type receptor 1 (CELSR1), mRNA
4937	17665		1.4	9.0E-50	AF101475.1	NT	Homo sapiens glycine N-methyltransferase (GNMT) gene, complete cds

Table 4

Single Exon Probes Expressed in Brain

Probe SEQ ID NO:	Exon SEQ ID NO:	ORF SEQ ID NO:	Expression Signal	Most Similar (Top) Hit BLAST E Value	Top Hit Accession No.	Top Hit Database Source	Top Hit Descriptor
6310	25421		0.95	9.0E-50	BE28759.1	EST_HUMAN	601176250F1 NIH_MGC_17 Homo sapiens cDNA clone IMAGE:3531688 5'
186	12980	26619	4.05	8.0E-50	AL163202.2	NT	Homo sapiens chromosome 21 segment HS21C002
702	13477	26125	2.54	8.0E-50	X95097.2	NT	Homo sapiens mRNA for VIP receptor 2
702	13477	26126	2.54	8.0E-50	X95097.2	NT	Homo sapiens mRNA for VIP receptor 2
1758	14500	27201	2.82	8.0E-50	4501890	NT	Homo sapiens actinin, alpha 1 (ACTN1) mRNA
2703	15410	28147	1.48	8.0E-50	4828653	NT	Homo sapiens hepatocyte growth factor(HGF) gene, exon 18
2833	14691		15.7	8.0E-50	D90334.1	NT	np62406.s1 NCI_CGAP_Br2 Homo sapiens cDNA clone IMAGE:1130891 3' similar to gb:J05459
11395	23992	37293	1.29	8.0E-50	AA633467.1	EST_HUMAN	GLUTATHIONE S-TRANSFERASE TESTIS/BRAIN (HUMAN);
605	13383	26015	0.76	7.0E-50	BE089591.1	EST_HUMAN	QV0-BT0703-280400-211-e08 BT0703 Homo sapiens cDNA
6887	19604	32843	1.08	7.0E-50	BF091922.1	EST_HUMAN	RC6-TN0073-150900-011-A12 TN0073 Homo sapiens cDNA
6887	19604	32844	1.06	7.0E-50	BF091922.1	EST_HUMAN	RC8-TN0073-150900-011-A12 TN0073 Homo sapiens cDNA
7205	19890	32966	0.6	7.0E-50	AA627822.1	EST_HUMAN	np59e12.s1 NCI_CGAP_C08 Homo sapiens cDNA clone IMAGE:1148208 3' similar to gb:X69391 50S
10656	23347	36584	7.65	7.0E-50	AIB72137.1	EST_HUMAN	RIBOSOMAL PROTEIN L6 (HUMAN);
4309	17048		0.68	6.0E-50	BE794381.1	EST_HUMAN	601689566F1 NIH_MGC_7 Homo sapiens cDNA clone IMAGE:3943577 5'
8112	20806		5.67	6.0E-50	BE044076.1	EST_HUMAN	hnc36h04.x1 NCI_CGAP_Ur1 Homo sapiens cDNA clone IMAGE:1043683 similar to contains MER29.b3
10717	23406	36346	12.6	6.0E-50	AA312079.1	EST_HUMAN	MER29 repetitive element;
10717	23406	36847	12.6	6.0E-50	AA312079.1	EST_HUMAN	EST182775 Jurkat T-cells V1 Homo sapiens cDNA 5' end
1795	14526	27233	1.1	5.0E-50	BF332938.1	EST_HUMAN	EST182775 Jurkat T-cells V1 Homo sapiens cDNA 5' end
1795	14526	27234	1.1	5.0E-50	BF332938.1	EST_HUMAN	CM0-BT0792-300500-399-b05 BT0792 Homo sapiens cDNA
8990	21680		5.26	5.0E-50	AA557683.1	EST_HUMAN	CM0-BT0792-300500-398-b05 BT0792 Homo sapiens cDNA
897	13665		1.71	4.0E-50	AA601143.1	EST_HUMAN	h45h10.s1 NCI_CGAP_P74 Homo sapiens cDNA clone IMAGE:1043683 similar to contains PTR5.03 PTR5 repetitive element;
3441	16197	28847	0.98	4.0E-50	AL163248.2	NT	np54609.s1 NCI_CGAP_SS1 Homo sapiens cDNA clone IMAGE:1104520 3' similar to gb:X63741_ma1
6286	19041	32018	0.98	4.0E-50	11440683	NT	FIBULIN-1, ISOFORM A PRECURSOR (HUMAN);
7135	18822	32886	1.95	4.0E-50	BE087536.1	EST_HUMAN	Homo sapiens chromosome 21 segment HS21C048
1931	14667		4.13	3.0E-50	M18048.1	NT	Homo sapiens cysteinyl-tRNA synthetase (CARS), mRNA
3293	16054	28703	1.24	3.0E-50	AA746142.1	EST_HUMAN	QV1-BT0681-280300-127-f12 BT0681 Homo sapiens cDNA
3734	16487	29124	1.14	3.0E-50	AW755254.1	EST_HUMAN	Human endogenous retrovirus RTVL-H2
							6b03f06.s1 NCI_CGAP_Kid3 Homo sapiens cDNA clone IMAGE:1322627 3'
							CMYA5 Human cardiac muscle expression library Homo sapiens cDNA clone 4151936 similar to CMYA5 Cardiomypathy associated gene 5

Page 303 of 536  
Table 4  
Single Exon Probes Expressed in Brain

Probe SEQ ID NO:	Exon SEQ ID NO:	ORF SEQ ID NO:	Expression Signal	Most Similar (Top) Hit BLAST E Value	Top Hit Accession No.	Top Hit Database Source	Top Hit Descriptor
6667	19584	32618	1.52	3.0E-50	11421614	NT	Homo sapiens similar to sema domain, immunoglobulin domain (Ig), short basic domain, secreted, (semaphorin) 3A (H. sapiens) (LOC63232), mRNA
7544	20214	33314	4.85	3.0E-50	AF233436.2	NT	Homo sapiens FYVE domain-containing dual specificity protein phosphatase FYVE-DSP1a mRNA, complete cds
7544	20214	33315	4.85	3.0E-50	AF233436.2	NT	Homo sapiens FYVE domain-containing dual specificity protein phosphatase FYVE-DSP1a mRNA, complete cds
8481	21173	34318	0.71	3.0E-50	6601589	NT	Homo sapiens ankyrin-like with transmembrane domains 1 (ANKTM1), mRNA
8718	22369	35567	1.21	3.0E-50	AB046818.1	NT	Homo sapiens mRNA for KIAA1698 protein, partial cds
9727	22378	35560	0.99	3.0E-50	11418514	NT	Homo sapiens t-complex 10 (a murine top homolog) (TOP10), mRNA
10077	22726	35842	0.47	3.0E-50	Y18276.1	NT	Mus musculus mRNA for neurobeachin
10415	23061	36280	1.03	3.0E-50	AB002297.1	NT	Human mRNA for KIAA0299 gene, partial cds
11045	23715	36984	1.61	3.0E-50	11436955	NT	Homo sapiens Grib2-associated binder 2 (KIAA0571), mRNA
11441	23208	38439	5.35	3.0E-50	AJ245821.1	NT	Homo sapiens CTL2 gene
760	13532		5.38	2.0E-50	AF055096.1	NT	Homo sapiens MHC class 1 region
1057	13815	28476	5.57	2.0E-50	4557762	NT	Homo sapiens midline 1 (Opitz/BBB syndrome) (MID1) mRNA
1424	14171	26857	2.25	2.0E-50	AF138303.1	NT	Homo sapiens decarin D mRNA, complete cds, alternatively spliced
6769	19513	32539	0.59	2.0E-50	AU124065.1	EST_HUMAN	AU124065 NT2RM2 Homo sapiens cDNA clone NT2RM2001609 6'
8215	20909	34044	1.02	2.0E-50	AB038162.1	NT	Homo sapiens TFF gene cluster for trefoil factor, complete cds
8215	20909	34045	1.02	2.0E-50	AB038162.1	NT	Homo sapiens TFF gene cluster for trefoil factor, complete cds
8355	21048	34186	10.04	2.0E-50	X06956.1	NT	Human HALPHA44 gene for alpha-tubulin, exons 1-3
8355	21048	34187	10.04	2.0E-50	X06956.1	NT	Human HALPHA44 gene for alpha-tubulin, exons 1-3
9784	22435	35641	1.51	2.0E-50	9910293	NT	Mus musculus keratin complex 2, gene 6g (K12-6g), mRNA
9784	22435	35642	1.51	2.0E-50	9910293	NT	Mus musculus keratin complex 2, gene 6g (K12-6g), mRNA
11660	24256		1.8	2.0E-50	AF023881.1	NT	Macaca mulatta cyclophilin A mRNA, complete cds
449	13235	25874	1.92	1.0E-50	AL163209.2	NT	Homo sapiens chromosome 21 segment HS21C009
2385	15087	22441	9.48	1.0E-50	AJ271735.1	NT	Homo sapiens Xq pseudautosomal region; segment 1/2
10093	22741	35956	1.57	1.0E-50	D11078.1	NT	Homo sapiens RGH2 gene, retrovirus-like element
5893	18678	31624	1.21	9.0E-51	AW511225.1	EST_HUMAN	hd44602.X1 Soares_NFL_T_GBC_S1 Homo sapiens cDNA clone IMAGE:2912378 3' similar to TR:085636
6130	18908	31876	0.71	9.0E-51	AA744697.1	EST_HUMAN	O95636 CAMP-REGULATED GUANINE NUCLEOTIDE EXCHANGE FACTOR II. ; ny67h03.g1 NCI_CGCB1 Homo sapiens cDNA clone IMAGE:1283881 3'
8572	21264	34403	0.65	9.0E-51	A1791154.1	EST_HUMAN	ab23904.x5 Stratagene lung (#937210) Homo sapiens cDNA clone IMAGE:841686 3' similar to
9224	21803	35075	1.23	9.0E-51	AA049738.1	EST_HUMAN	SW:PSM_HUMAN_Q04609 PROSTATE-SPECIFIC MEMBRANE ANTIGEN ; z161c09.f1 Soares_pregnant_uterus_NbHPU Homo sapiens cDNA clone IMAGE:486362 5'

Page 304 of 536  
Table 4  
Single Exon Probes Expressed in Brain

Probe SEQ ID NO:	Exon SEQ ID NO:	ORF SEQ ID NO:	Expression Signal	Most Similar (Top) Hit BLAST E Value	Top Hit Accession No.	Top Hit Database Source	Top Hit Descriptor
9400	22062	35231	0.66	9.0E-51	AI791154.1	EST_HUMAN	eb23g04.x5 Stratagene lung (#937210) Homo sapiens cDNA clone IMAGE:841686 3' similar to SW:PSM_HUMAN Q04609 PROSTATE-SPECIFIC MEMBRANE ANTIGEN ;
9400	22062	35232	0.66	9.0E-51	AI791154.1	EST_HUMAN	eb23g04.x5 Stratagene lung (#937210) Homo sapiens cDNA clone IMAGE:841686 3' similar to SW:PSM_HUMAN Q04609 PROSTATE-SPECIFIC MEMBRANE ANTIGEN ;
11455	23222	36456	1.89	9.0E-51	H89078.1	EST_HUMAN	eb23g04.x5 Stratagene lung (#937210) Homo sapiens cDNA clone IMAGE:841686 3' similar to SW:PSM_HUMAN Q04609 PROSTATE-SPECIFIC MEMBRANE ANTIGEN ;
11455	23222	36457	1.89	9.0E-51	H89078.1	EST_HUMAN	yw24g06.r1 Marton Fetal Cochlea Homo sapiens cDNA clone IMAGE:253210 5'
11823	18908	31876	1.43	9.0E-51	AA74837.1	EST_HUMAN	yw24g06.r1 Marton Fetal Cochlea Homo sapiens cDNA clone IMAGE:253210 5'
4405	17142	29770	1.45	8.0E-51	4503932	NT	ny67h03.s1 NCI_CGAP_GCB1 Homo sapiens cDNA clone IMAGE:1283381 3'
4405	17142	29771	1.45	8.0E-51	4503932	NT	Homo sapiens glycine amidinotransferase (L-arginine:glycine amidinotransferase) (GATM) mRNA
4530	17265	29898	8.49	8.0E-51	AA610842.1	EST_HUMAN	Homo sapiens glycine amidinotransferase (L-arginine:glycine amidinotransferase) (GATM) mRNA
7552	20222	33326	2.24	8.0E-51	11439567	NT	np88e09.s1 NCI_CGAP_Lu1 Homo sapiens cDNA clone IMAGE:1142440 3' similar to gb:X12871_mat
9384	21839	33325	1.13	8.0E-51	AU138590.1	EST_HUMAN	HE-TEROGENEOUS NUCLEAR RIBONUCLEOPROTEIN A1 (HUMAN);
11812	20222	33325	2.02	8.0E-51	11439567	NT	Homo sapiens PDZ-73 protein (PDZ-73/NY-CO-38), mRNA
3015	15781	28430	0.9	7.0E-51	AW274720.1	EST_HUMAN	Homo sapiens PDZ-73 protein (PDZ-73/NY-CO-38), mRNA
3278	16037	29687	1.45	7.0E-51	AW89219.1	EST_HUMAN	Homo sapiens PDZ-73 protein (PDZ-73/NY-CO-38), mRNA
4148	16888	29519	1.37	7.0E-51	AL078628.1	EST_HUMAN	x134a03.x1 NCI_CGAP_Kid11 Homo sapiens cDNA clone IMAGE:2895564 3' similar to TR:Q9Z340
4148	16888	29520	1.37	7.0E-51	AL078628.1	EST_HUMAN	Q9Z340 A TYPICAL PKC SPECIFIC BINDING PROTEIN. ;
4318	17067	29681	2.71	7.0E-51	AW295603.1	EST_HUMAN	QV4-NT0028-200400-180-d06 NT0028 Homo sapiens cDNA
11686	24281	37603	1.34	7.0E-51	AF161449.1	NT	DKFZp434B2229_r1 434 (synonym: hies3) Homo sapiens cDNA clone DKFZp434B2229 5'
1972	14708	27426	4.96	6.0E-51	7657266	NT	DKFZp434B2229_r1 434 (synonym: hies3) Homo sapiens cDNA clone DKFZp434B2229 5'
3466	16222	28876	14.73	6.0E-51	7657266	NT	UI-H-BW0-slp-b-05-0-UJ.s1 NCI_CGAP_Sub6 Homo sapiens cDNA clone IMAGE:2729817 3'
5901	18686	31634	1.56	6.0E-51	X01788.1	NT	Homo sapiens HSPC331 mRNA, partial cds
5912	18696	31648	9.95	6.0E-51	AF070083.1	NT	Homo sapiens KIAA0928 protein Mlx2 interacting nuclear target (MINT) homolog (KIAA0928), mRNA
5912	18696	31649	9.95	6.0E-51	AF070083.1	NT	Homo sapiens KIAA0928 protein Mlx2 interacting nuclear target (MINT) homolog (KIAA0928), mRNA
6663	19580	32615	1.02	6.0E-51	4506736	NT	Homo sapiens haptoglobin related (Hpr) gene exon 3
6792	19536	32564	0.97	6.0E-51	11416751	NT	Homo sapiens mitogen-activated protein kinase kinase 1 (MKK4) gene, exon 4
6888	17949	30540	2.2	6.0E-51	11429669	NT	Homo sapiens mitogen-activated protein kinase kinase 1 (MKK4) gene, exon 4
9035	21725	34878	0.88	6.0E-51	11428525	NT	Homo sapiens ribosomal protein S6 kinase, 70kD, polypeptide 1 (RPS6KB1) mRNA
9035	21725	34879	0.98	6.0E-51	11428525	NT	Homo sapiens non-kinase Cdc42 effector protein SPEC2 (LOC66890), mRNA
9582	22235	35478	2.18	6.0E-51	7661535	NT	Homo sapiens cerebral cell adhesion molecule (LOC51148), mRNA
							Homo sapiens hypothetical protein FLJ11042 (FLJ11042), mRNA
							Homo sapiens hypothetical protein FLJ11042 (FLJ11042), mRNA
							Homo sapiens B9 protein (B9), mRNA

Page 305 of 536  
Table 4  
Single Exon Probes Expressed in Brain

Probe SEQ ID NO:	Exon SEQ ID NO:	ORF SEQ ID NO:	Expression Signal	Most Similar (Top) Hit BLAST E Value	Top Hit Accession No.	Top Hit Database Source	Top Hit Descriptor
9662	22314	35511	0.67	6.0E-51	U50093.1	NT	Human ankyrin (ANK1) gene, exon 2
11221	23884	37169	1.51	6.0E-51	11526289	NT	Homo sapiens interleukin 17 receptor (IL-17R), mRNA
11515	24115	37425	1.52	6.0E-51	5453949	NT	Homo sapiens protein phosphatase 2, regulatory subunit B (B66), alpha isoform (PPP2R5A) mRNA
11515	24115	37426	1.52	6.0E-51	5453949	NT	Homo sapiens protein phosphatase 2, regulatory subunit B (B66), alpha isoform (PPP2R5A) mRNA
774	13546	26207	11.81	5.0E-51	AL163203.2	NT	Homo sapiens chromosome 21 segment HS21C003
785	13957	26218	1.96	5.0E-51	4507500	NT	Homo sapiens T-cell lymphoma invasion and metastasis 1 (TIAM1) mRNA
970	15557	26400	0.95	5.0E-51	AL133204.1	NT	Novel human gene mapping to chromosome X
1603	14349	27038	0.99	5.0E-51	5031980	NT	Homo sapiens 26S proteasome-associated pad1 homolog (POH1) mRNA
2601	15315	28052	8.67	5.0E-51	AJ007558.1	NT	Homo sapiens mRNA for nucleoporin 155
3925	16675	29316	1.52	5.0E-51	M30938.1	NT	Human Ku (p70/p80) subunit mRNA, complete cds
3925	16675	29317	1.52	5.0E-51	M30938.1	NT	Human Ku (p70/p80) subunit mRNA, complete cds
11249	23911	37203	4.18	5.0E-51	5903136	NT	Homo sapiens RNA binding motif protein 3 (RBM3), mRNA
1163	13908	26571	3.65	3.0E-51	AI587348.1	EST_HUMAN	trb1c09.x1 NCI_CGAP_Pan1 Homo sapiens cDNA clone IMAGE:2224720 3' similar to gb:M26328
4292	17031	29659	1.97	3.0E-51	AL159142.1	NT	KERATIN, TYPE I CYTOSKELETAL 18 (HUMAN); Novel human gene mapping to chromosome 22
7479	20152	33246	3	3.0E-51	R15914.1	EST_HUMAN	y47c08.r1 Soares infant brain 1N1B Homo sapiens cDNA clone IMAGE:53233 5' similar to gb:M14123_cd64
8738	21430		4.66	3.0E-51	M29063.1	NT	RETROVIRUS-RELATED POLYPROTEIN (HUMAN);contains LTR6 repetitive element ; Human hnRNP C2 protein mRNA
8956	25430		0.47	3.0E-51	AW569777.1	EST_HUMAN	U04406.Y1 Human Pancreatic islets Homo sapiens cDNA 5'
357	13155	25796	2.01	2.0E-51	4507798	NT	Homo sapiens ubiquitin protein ligase E3A (human papilloma virus E6-associated protein, Angelman syndrome) (UBE3A) mRNA
1693	14427	27124	5.16	2.0E-51	AA233352.1	EST_HUMAN	zr30a05.r1 Stratagene NT2 neuronal precursor 937230 Homo sapiens cDNA clone IMAGE:664880 5' similar to TR:G233226 G233226 RTVL-H PROTEIN ;contains LTR7.3 LTR7 repetitive element ;
3716	19469	29107	1.57	2.0E-51	AI492415.1	EST_HUMAN	U27G03.x1 NCI_CGAP_Kid11 Homo sapiens cDNA clone IMAGE:2131732 3'
4458	17194	29820	0.78	2.0E-51	AW137926.1	EST_HUMAN	UI-F-B11-adj-d-02-0-J1.s1 NCI_CGAP_Sub3 Homo sapiens cDNA clone IMAGE:2716851 3'
5352	18155	30837	0.7	2.0E-51	AI732851.1	EST_HUMAN	0334f09.x5 NCI_CGAP_Kid5 Homo sapiens cDNA clone IMAGE:1325609 3' similar to SW:NM1_MOUSE
5352	18155	30838	0.7	2.0E-51	AI732851.1	EST_HUMAN	P35436 GLUTAMATE [NMDA] RECEPTOR SUBUNIT EPSILON 1 PRECURSOR ;
5925	18709	31663	3.68	2.0E-51	BE782015.1	EST_HUMAN	P35436 GLUTAMATE [NMDA] RECEPTOR SUBUNIT EPSILON 1 PRECURSOR ;
7209	19894		0.61	2.0E-51	AF218927.1	NT	601470446F1 NIH_MGC_67 Homo sapiens cDNA clone IMAGE:38735683 5' Homo sapiens diacylglycerol kinase Iota (DGKI) gene, exon 23

Page 306 of 536  
Table 4  
Single Exon Probes Expressed in Brain

Probe SEQ ID NO:	Exon SEQ ID NO:	ORF SEQ ID NO:	Expression Signal	Most Similar (Top) Hit BLAST E Value	Top Hit Accession No.	Top Hit Database Source	Top Hit Descriptor
7357	20038	33116	1.06	2.0E-51	7662349	NT	Homo sapiens cell recognition molecule Caspr2 (KIAA0868), mRNA
8599	21291	34432	1.72	2.0E-51	BE901894.1	EST_HUMAN	601676787F1 NIH_MGC_21 Homo sapiens cDNA clone IMAGE:3959613 5'
8599	21291	34433	1.72	2.0E-51	BE901894.1	EST_HUMAN	601676787F1 NIH_MGC_21 Homo sapiens cDNA clone IMAGE:3959613 5'
8932	21623	34766	0.96	2.0E-51	11037064	NT	Homo sapiens disrupted in schizophrenia 1 (DISC1), mRNA
9412	22090	35281	1.45	2.0E-51	AI917078.1	EST_HUMAN	ts74d07.x1 NCL_CGAP_GC6 Homo sapiens cDNA clone IMAGE:2238980 3' similar to SW:TRKC_HUMAN
9503	22156	35336	5.68	2.0E-51	BE165980.1	EST_HUMAN	Q16288 NT-3 GROWTH FACTOR RECEPTOR PRECURSOR ;
9519	22172	35356	0.6	2.0E-51	AB007928.1	NT	MR3-HT0487-150200-119-g01 HT0487 Homo sapiens cDNA
10332	22979	36199	1.77	2.0E-51	AV682474.1	EST_HUMAN	Homo sapiens mRNA for KIAA0457 protein, partial cds
10370	23016	36232	2.67	2.0E-51	AA378559.1	EST_HUMAN	AV682474 GKB Homo sapiens cDNA clone GKBAGF06 5'
11298	18155	30837	8.52	2.0E-51	AI732851.1	EST_HUMAN	EST181296 Synovial sarcoma Homo sapiens cDNA 5' end
11298	18155	30838	8.52	2.0E-51	AI732851.1	EST_HUMAN	cb34409.x6 NCL_CGAP_Kid5 Homo sapiens cDNA clone IMAGE:1325609 3' similar to SW:NME1_MOUSE
12523	24870	31017	2.1	2.0E-51	11419159	NT	P35436 GLUTAMATE [NMDA] RECEPTOR SUBUNIT EPSILON 1 PRECURSOR ;
112	12934	25571	5.74	1.0E-51	4503528	NT	cb34409.x6 NCL_CGAP_Kid5 Homo sapiens cDNA clone IMAGE:1325609 3' similar to SW:NME1_MOUSE
1479	14226	30294	20.32	1.0E-51	AV742248.1	EST_HUMAN	P35436 GLUTAMATE [NMDA] RECEPTOR SUBUNIT EPSILON 1 PRECURSOR ;
4959	17684	30769	1.52	1.0E-51	BE779039.1	EST_HUMAN	cb34409.x6 NCL_CGAP_Kid5 Homo sapiens cDNA clone IMAGE:1325609 3' similar to SW:NME1_MOUSE
5305	18110	30769	4.1	1.0E-51	T18882.1	EST_HUMAN	Homo sapiens myeloid/lymphoid or mixed-lineage leukemia (t(11q23) homology); translocated to, 4 (MLLT4), mRNA
7649	20219	33322	0.94	1.0E-51	AI572532.1	EST_HUMAN	AV742248 CB Homo sapiens cDNA clone CBFBC12 5'
7803	20498	33619	0.81	1.0E-51	BF434359.1	EST_HUMAN	b120561 Testis 1 Homo sapiens cDNA clone b12056
11783	25434		2	1.0E-51	AV760590.1	EST_HUMAN	ts39g02.x1 Soares_NhrHMPu_S1 Homo sapiens cDNA clone IMAGE:2089106 3'
10587	23282	36520	1.39	9.0E-52	R91638.1	EST_HUMAN	7696802.x1 NCL_CGAP_Ov18 Homo sapiens cDNA clone IMAGE:3644091 3' similar to TR:P87892 P87892 PROTEASE ;
10587	23282	36521	1.39	9.0E-52	R91638.1	EST_HUMAN	AV760590 MDS Homo sapiens cDNA clone MDSBB02 5'
12301	24726		5.36	8.0E-52	AA77762.1	EST_HUMAN	Yq10h04.r1 Soares fetal liver spleen 1NFLS Homo sapiens cDNA clone IMAGE:196567 5' similar to SP:YGAF_EC01.P37339 HYPOTHETICAL PROTEIN IN GABP 3'REGION ;
148	12963	26605	9.99	8.0E-52	AA720574.1	EST_HUMAN	Yq10h04.r1 Soares fetal liver spleen 1NFLS Homo sapiens cDNA clone IMAGE:196567 5' similar to SP:YGAF_EC01.P37339 HYPOTHETICAL PROTEIN IN GABP 3'REGION ;
1482	14229	28915	1.65	8.0E-52	X84900.1	NT	Z95607.s1 Soares_fetal_liver_spleen_1NFLS_S1 Homo sapiens cDNA clone IMAGE:448500 3' similar to contains THR.3 THR repetitive element ;
							rw21g02.s1 NCL_CGAP_GCB0 Homo sapiens cDNA clone IMAGE:1241136 3' similar to contains THR.3 THR repetitive element ;
							H. sapiens mRNA for laminin-5, alpha3b chain



Page 307 of 536  
Table 4  
Single Exon Probes Expressed in Brain

Probe SEQ ID NO:	Exon SEQ ID NO:	ORF SEQ ID NO:	Expression Signal	Most Similar (Top) Hit BLAST E Value	Top Hit Accession No.	Top Hit Database Source	Top Hit Descriptor
1650	14398	27085	3.13	8.0E-52	11968028	NT	Homo sapiens hypothetical protein FLJ13556 similar to N-myc downstream regulated 3 (FLJ13556), mRNA
1650	14396	27086	3.13	8.0E-52	11968028	NT	Homo sapiens hypothetical protein FLJ13556 similar to N-myc downstream regulated 3 (FLJ13556), mRNA
3976	14398	27085	6.6	8.0E-52	11968028	NT	Homo sapiens hypothetical protein FLJ13556 similar to N-myc downstream regulated 3 (FLJ13556), mRNA
3976	14396	27086	6.6	8.0E-52	11968028	NT	Homo sapiens hypothetical protein FLJ13556 similar to N-myc downstream regulated 3 (FLJ13556), mRNA
7417	20094	33178	0.67	8.0E-52	11416885	NT	Homo sapiens transforming growth factor, beta-induced, 68kD (TGFB1), mRNA
7417	20094	33179	0.67	8.0E-52	11416885	NT	Homo sapiens transforming growth factor, beta-induced, 68kD (TGFB1), mRNA
8911	21602	34745	2.04	7.0E-52	W56471.1	EST_HUMAN	z59a06.t1 Soares_papillary_tumor_NbHPA Homo sapiens cDNA clone IMAGE:326578 5' similar to contains Alu repetitive element;
1184	13918		0.76	6.0E-52	BE072409.1	EST_HUMAN	QV3-BT0537-271299-049-407 BT0537 Homo sapiens cDNA
1689	14433	27129	4.27	6.0E-52	AF109907.1	NT	Homo sapiens S184 gene, partial cds; PS1 and hypothetical protein genes, complete cds; and S171 gene, partial cds
5641	18438	31349	0.86	6.0E-52	AI208794.1	EST_HUMAN	cg44f04.x1 Soares_testis_NHT Homo sapiens cDNA clone IMAGE:1838047 3'
11170	23837	37119	1.84	6.0E-52	BE048172.1	EST_HUMAN	tz46f04.y1 NCJ_CGAP_Brm52 Homo sapiens cDNA clone IMAGE:2291671 5' similar to SW:PGSM_MOUSE Q05793 BASEMENT MEMBRANE-SPECIFIC HEPARAN SULFATE PROTEOGLYCAN CORE PROTEIN PRECURSOR;
9292	21959	35132	0.6	6.0E-52	11437365	NT	Homo sapiens FSHD region gene 1 (FRG1), mRNA
1723	14466	27165	1.32	4.0E-52	4501922	NT	Homo sapiens adenylyate cyclase activating polypeptide 1 (pituitary) receptor type 1 (ADCYAP1R1) mRNA
1780	14521	27225	1.02	4.0E-52	4759843	NT	Homo sapiens nucleoporin 155kD (NUP155) mRNA
3906	16656	29287	0.89	4.0E-52	4507500	NT	Homo sapiens T-cell lymphoma invasion and metastasis 1 (TIAM1) mRNA
5204	18012	30633	1.33	4.0E-52	4508132	NT	Homo sapiens phosphoribosyl pyrophosphate synthetase-associated protein 2 (PRPSAP2) mRNA
5204	18012	30634	1.33	4.0E-52	4508132	NT	Homo sapiens phosphoribosyl pyrophosphate synthetase-associated protein 2 (PRPSAP2) mRNA
7998	20633	33760	1.74	4.0E-52	BE622032.1	EST_HUMAN	601440687F1 NIH_MGC_72 Homo sapiens cDNA clone IMAGE:3915836 5'
8432	21125	34263	5.48	4.0E-52	11417035	NT	Homo sapiens hydroxysteroid (17-beta) dehydrogenase 4 (HSD17B4), mRNA
12143	24631		5.11	4.0E-52	11418177	NT	Homo sapiens Ran GTPase activating protein 1 (RANGAP1), mRNA
12627	24930		5.23	4.0E-52	AB002059.1	NT	Homo sapiens DNA for Human P2XM, complete cds
4071	16815		10.57	3.0E-52	11437042	NT	Homo sapiens hypothetical protein FLJ10675 (FLJ10675), mRNA
549	13332	25962	2.88	2.0E-52	M10976.1	NT	Human endogenous retroviral DNA (4-1), complete retroviral segment
549	13332	25963	2.88	2.0E-52	M10976.1	NT	Human endogenous retroviral DNA (4-1), complete retroviral segment

Page 308 of 536  
Table 4  
Single Exon Probes Expressed in Brain

Probe SEQ ID NO:	Exon SEQ ID NO:	ORF SEQ ID NO:	Expression Signal	Most Similar (Top) Hit BLAST E Value	Top Hit Accession No.	Top Hit Database Source	Top Hit Descriptor
2503	15220	27963	2.04	2.0E-52	BE207575.1	EST_HUMAN	bb66b07.y1 NIH_MGC_9 Homo sapiens cDNA clone IMAGE:3030421 5' similar to gb:X16493 M.musculus mRNA for Zpf-1 zinc finger protein (MOUSE);
2740	15446		6.03	2.0E-52	BF67892.1	EST_HUMAN	602084710F1 NIH_MGC_83 Homo sapiens cDNA clone IMAGE:4248891 5'
4920	17648	30260	2.13	2.0E-52	AL137188.3	NT	Novel human gene mapping to chromosome 20, similar to membrane transporters
4952	17678	30287	1.29	2.0E-52	A1141802.1	EST_HUMAN	qt56e05.s1 Soares_NHMPu_S1 Homo sapiens cDNA clone IMAGE:1690784 3'
4952	17678	30288	1.29	2.0E-52	A1141802.1	EST_HUMAN	qt56e05.s1 Soares_NHMPu_S1 Homo sapiens cDNA clone IMAGE:1690784 3'
6617	18413	31326	4.11	2.0E-52	AW849041.1	EST_HUMAN	IL3-CT0214-231299-053-E12 CT0214 Homo sapiens cDNA
6274	19047	32024	1.96	2.0E-52	11141868	NT	Homo sapiens interleukin 21 receptor (IL21R), mRNA
6613	19376	32390	0.99	2.0E-52	AB029004.1	NT	Homo sapiens mRNA for KIAA1081 protein, partial cds
6843	19543	32571	1.17	2.0E-52	A1792146.1	EST_HUMAN	os45d12.y5 NCI_CGAP_B12 Homo sapiens cDNA clone IMAGE:1608311 5'
8551	21243		9.03	2.0E-52	AF147880.1	NT	Macaca mulatta beta-tubulin mRNA, complete cds
8834	21528	34672	0.81	2.0E-52	AA778795.1	EST_HUMAN	z449g05.s1 Soares_fetal_liver_spleen_TNPLS_S1 Homo sapiens cDNA clone IMAGE:453272 3'
9379	21954		0.98	2.0E-52	4758789	NT	Homo sapiens NADH dehydrogenase (ubiquinone) Fe-S protein 5 (16kD) (NADH-coenzyme Q reductase) (NDUFS5) mRNA
10015	22663	35879	5.53	2.0E-52	5730038	NT	Homo sapiens SET domain and mariner transposase fusion gene (SETMAR) mRNA
10015	22663	35880	5.53	2.0E-52	5730038	NT	Homo sapiens SET domain and mariner transposase fusion gene (SETMAR) mRNA
11165	23832	37111	3.15	2.0E-52	A1831462.1	EST_HUMAN	w49c04.x1 NCI_CGAP_Lu19 Homo sapiens cDNA clone IMAGE:2406150 3' similar to contains THR.b2 THR repetitive element;
11165	23832	37112	3.15	2.0E-52	A1831462.1	EST_HUMAN	w49c04.x1 NCI_CGAP_Lu19 Homo sapiens cDNA clone IMAGE:2406150 3' similar to contains THR.b2 THR repetitive element;
11178	23845	37131	3.09	2.0E-52	AV715377	EST_HUMAN	AV715377 DCB Homo sapiens cDNA clone DCBAIE03 5'
11325	24016		1.72	2.0E-52	W70260.1	EST_HUMAN	zd49g12.r1 Soares_fetal_heart_NbHH19W Homo sapiens cDNA clone IMAGE:344038 5'
11618	24215		2.76	2.0E-52	11417990	NT	Homo sapiens LIM domain kinase 2 (LIMK2), mRNA
11961	25408	30601	24.36	2.0E-52	AW236297.1	EST_HUMAN	xn72e07.x1 NCI_CGAP_CML1 Homo sapiens cDNA clone IMAGE:2700036 3' similar to contains Abu repetitive element; contains element L TR2 repetitive element;
12350	24756		4.49	2.0E-52	A1808995.1	EST_HUMAN	wf67d05.x1 Soares_NFL_T_GBC_S1 Homo sapiens cDNA clone IMAGE:2360649 3' similar to TR:Q18859 Q18959 CARBOXYLESTERASE;
520	13304	25937	1.98	1.0E-52	AA634445.1	EST_HUMAN	zu75h12.s1 Soares_testis_NHT Homo sapiens cDNA clone IMAGE:743878 3'
1350	14068	26773	37.84	1.0E-52	4504026	NT	Homo sapiens glutamate-aminonia ligase (glutamine synthase) (GLUL) mRNA
2537	15252		0.9	1.0E-52	4502238	NT	Homo sapiens arylsulfatase D (ARSD), transcript variant 1, mRNA
3055	15821	28465	2.67	1.0E-52	S61070.1	NT	po1Reverse transcriptase homolog (retroviral element) (human, endogenous retroviral element RTVL-Fp1, Genomic, 660 nt)
5250	18056	30694	4.35	1.0E-52	M29426.1	NT	Human P-glycoprotein (MDR1) gene, exon 4
6300	18073	32059	2.91	1.0E-52	U38964.1	NT	Human PMS2 related (hPMSR2) gene, complete cds

Page 309 of 536  
Table 4  
Single Exon Probes Expressed in Brain

Probe SEQ ID NO:	Exon SEQ ID NO:	ORF SEQ ID NO:	Expression Signal	Most Similar (Top) Hit BLAST E Value	Top Hit Accession No.	Top Hit Database Source	Top Hit Descriptor
7330	20012	33090	5.31	1.0E-52	X07292.1	NT	Human aldolase C gene for fructose-1,6-bisphosphate aldolase
8364	21057		1.2	1.0E-52	AL163227.2	NT	Homo sapiens chromosome 21 segment HS21C027
8087	21776	34940	0.75	1.0E-52	AF078779.1	NT	Rattus norvegicus putative four repeat ion channel mRNA, complete cds
10478	23122		1.03	1.0E-52	AW020370.1	EST_HUMAN	df09g05.y1 Morton Fetal Cochlea Homo sapiens cDNA clone IMAGE:2483145 5'
10486	23132		1.39	1.0E-52	AL163202.2	NT	Homo sapiens chromosome 21 segment HS21C002
10665	23366	36596	1.61	1.0E-52	U48296.1	NT	Homo sapiens protein tyrosine phosphatase PTPCAAX1 (hPTPCAAX1) mRNA, complete cds
10740	23427		2.09	1.0E-52	11426321	NT	Homo sapiens proteasome (prosome, macropain) subunit, beta type, 2 (PSMB2), mRNA
3771	16523	29161	1.05	9.0E-53	4506064	NT	Homo sapiens protein kinase, cAMP-dependent, regulatory, type II, beta (PRKAR2B) mRNA
4369	17097	29732	1.98	9.0E-53	AF001446.1	NT	Homo sapiens core binding factor alpha1 subunit (CBFA1) gene, exon 3
12189	24660		3.18	7.0E-53	BF238495.1	EST_HUMAN	601804771F1 NIH_MGC_64 Homo sapiens cDNA clone IMAGE:4132783 5'
12600	25285		4.92	7.0E-53	AI421782.1	EST_HUMAN	ff44f07.x1 NCI_CGAP_Bim23 Homo sapiens cDNA clone IMAGE:2089077 3' similar to contains THR.11 THR repetitive element:
5098	17805	30422	1.02	8.0E-53	BE295719.1	EST_HUMAN	601175776F1 NIH_MGC_17 Homo sapiens cDNA clone IMAGE:3630946 5'
4078	16822	29448	2.28	5.0E-53	4789543	NT	Homo sapiens heterogeneously nuclear ribonucleoprotein C (C17C2) (HNRPC) mRNA
12236	24698		1.58	5.0E-53	AW819563.1	EST_HUMAN	RC3-ST0187-151099-011-g10 ST0197 Homo sapiens cDNA
48	12877	25502	2.78	4.0E-53	AL163285.2	NT	Homo sapiens chromosome 21 segment HS21C085
48	12877	25503	2.76	4.0E-53	AL163285.2	NT	Homo sapiens chromosome 21 segment HS21C085
4771	17503	30125	1.03	4.0E-53	7705414	NT	Homo sapiens hook1 protein (HOOK1), mRNA
9316	21983		0.68	4.0E-53	AI613037.1	EST_HUMAN	ly08h04.x1 NCI_CGAP_U13 Homo sapiens cDNA clone IMAGE:2278327 3'
9358	22308		0.67	4.0E-53	F13080.1	EST_HUMAN	HSC3ID041 normalized infant brain cDNA Homo sapiens cDNA clone c-3id04
11175	23842	37126	2.78	4.0E-53	BF128701.1	EST_HUMAN	601810989F1 NIH_MGC_49 Homo sapiens cDNA clone IMAGE:4053977 5'
11175	23842	37127	2.78	4.0E-53	BF128701.1	EST_HUMAN	601810989F1 NIH_MGC_49 Homo sapiens cDNA clone IMAGE:4053977 5'
2665	15375	28114	1.77	3.0E-53	AB026898.1	NT	Homo sapiens DNA, DLEC1 to ORCTL4 gene region, section 1/2 (DLEC1, ORCTL3, ORCTL4 genes, complete cds)
4549	17284	29914	0.74	3.0E-53	AW803563.1	EST_HUMAN	IL2-UM0081-240300-055-D03 UM0081 Homo sapiens cDNA
5339	18142	30803	0.7	3.0E-53	AF001212.1	NT	Homo sapiens 26S proteasome subunit 9 mRNA, complete cds
5338	18336	31243	0.82	3.0E-53	11526297	NT	Homo sapiens MIL1 protein (MIL-1), mRNA
6101	18879	31846	0.85	3.0E-53	BE160025.1	EST_HUMAN	QV1-HT0412-280300-123-c04 HT0412 Homo sapiens cDNA
6998	19690	32740	1.04	3.0E-53	Y10388.3	NT	H.sapiens graf gene
6998	19690	32741	1.04	3.0E-53	Y10388.3	NT	H.sapiens graf gene
8203	20897	34034	12.52	3.0E-53	S72043.1	NT	GIF-growth inhibitory factor [human, brain, Genomic, 2015 nt]
8758	21450	34597	0.65	3.0E-53	10835090	NT	Homo sapiens bone morphogenetic protein 5 (BMP5), mRNA
8955	21646		8.41	3.0E-53	5901853	NT	Homo sapiens FGFFR1 oncogene partner (FOP), mRNA
11828	24410	37746	2.79	3.0E-53	8923599	NT	Homo sapiens hypothetical protein FLJ20644 (FLJ20644), mRNA

Page 310 of 536  
Table 4

Single Exon Probes Expressed in Brain

Probe SEQ ID NO:	Exon SEQ ID NO:	ORF SEQ ID NO:	Expression Signal	Most Similar (Top) Hit BLAST E Value	Top Hit Accession No.	Top Hit Database Source	Top Hit Descriptor
446	13231		5.82	2.0E-53	AA386566.1	EST_HUMAN	EST177625 Pancreas tumor III Homo sapiens cDNA 5' end
2327	15052	27788	2.79	2.0E-53	U78027.1	NT	Homo sapiens Bruton's tyrosine kinase (BTK), alpha-D-galactosidase A (GLA), L44-like ribosomal protein (L44L) and FTP3 (FTP3) genes, complete cds
2538	15253		8.73	2.0E-53	4502316	NT	Homo sapiens ATPase, H+ transporting, lysosomal (vacuolar proton pump) 31kD; Vacuolar proton-ATPase, subunit E; V-ATPase, subunit E (ATP6E), mRNA
2729	15436	28172	1.46	2.0E-53	4757915	NT	Homo sapiens core-binding factor, runt domain, alpha subunit 2; translocated to, 1; cyclin D-related (CBFA2T1), mRNA
2729	15436	28173	1.46	2.0E-53	4757915	NT	Homo sapiens core-binding factor, runt domain, alpha subunit 2; translocated to, 1; cyclin D-related (CBFA2T1), mRNA
3239	16001	28651	3.72	2.0E-53	AF083822.1	NT	Homo sapiens dihydropyridine receptor alpha 2 subunit (CACNA2D1) gene, exon 6
4036	16781	28411	2.63	2.0E-53	M61873.1	NT	Human Krueppel-related DNA-binding protein (TF34) gene, partial cds
5340	18143	30804	2.67	2.0E-53	BF334740.1	EST_HUMAN	PM1-CT0396-170800-001-g03 CT0396 Homo sapiens cDNA
5340	18143	30805	2.67	2.0E-53	BF334740.1	EST_HUMAN	PM1-CT0396-170800-001-g03 CT0396 Homo sapiens cDNA
7770	20466	33590	1	2.0E-53	AW975998.1	EST_HUMAN	EST138707 MAGE resequences, MAGN Homo sapiens cDNA
8308	21975		3.82	2.0E-53	AW245676.1	EST_HUMAN	28222665.fprime NIH_MGC_7 Homo sapiens cDNA clone IMAGE:2822665 5'
1428	14175	26860	1.51	1.0E-53	AJ271736.1	NT	Homo sapiens Xq pseudautosomal region; segment 2/2
3404	16162	28813	1.08	1.0E-53	AB028898.1	NT	Homo sapiens DNA, DLEC1 to ORCTL4 gene region, section 1/2 (DLEC1, ORCTL3, ORCTL4 genes, complete cds)
6593	19366	32370	1.52	1.0E-53	BF364201.1	EST_HUMAN	CM4-NN1029-150800-543-e02 NN1029 Homo sapiens cDNA
7147	19834	32803	0.68	1.0E-53	BED12071.1	EST_HUMAN	RC5-BN1058-270400-031-D01 BN1058 Homo sapiens cDNA
7836	20531	33658	0.54	1.0E-53	AA249072.1	EST_HUMAN	IJ9571.seq.F Human fetal heart, Lambda ZAP Express Homo sapiens cDNA 5'
8987	21877	34826	5.91	1.0E-53	X79536.1	NT	H. sapiens mRNA for hnRNP core protein A1
11833	24417	37757	1.41	1.0E-53	X98411.1	NT	H. sapiens mRNA for myosin-1E
11833	24417	37758	1.41	1.0E-53	X98411.1	NT	H. sapiens mRNA for myosin-1E
11955	24507	37255	2.29	1.0E-53	AW245422.1	EST_HUMAN	28222943.fprime NIH_MGC_7 Homo sapiens cDNA clone IMAGE:2822943 3'
5219	25063	30651	6.16	9.0E-54	4506786	NT	Homo sapiens IQ motif containing GTPase activating protein 1 (IQGAP1) mRNA
202	13016	28655	2.4	8.0E-54	BE386785.1	EST_HUMAN	601272863F1 NIH_MGC_20 Homo sapiens cDNA clone IMAGE:3614031 5'
1827	14566	27278	1.77	8.0E-54	4504610	NT	Homo sapiens insulin-like growth factor 2 receptor (IGF2R) mRNA
5845	18633	31588	26.87	8.0E-54	6005700	NT	Homo sapiens ATP-binding cassette, sub-family A (ABC1), member 8 (ABCA8), mRNA
375	13200	25645	1.27	7.0E-54	AA812537.1	EST_HUMAN	ai78c12.e1 Soares_testis_NHT Homo sapiens cDNA clone 1377048 3' similar to contains MER30.k3 MER30 repetitive element;
1822	14561	27273	1.65	7.0E-54	Y16645.1	NT	Homo sapiens mRNA for monocyte chemoattractant protein-2
2202	14930	27667	6.38	7.0E-54	N27177.1	EST_HUMAN	yw68d12.e1 Soares_placentia_8t6cweeks_2NIH-IP8t6c9W Homo sapiens cDNA clone IMAGE:287398 3' similar to contains LTR7.b3 LTR7 repetitive element;

Table 4

Single Exon Probes Expressed in Brain

Probe SEQ ID NO:	Exon SEQ ID NO:	ORF SEQ ID NO:	Expression Signal:	Most Similar (Top) Hit BLAST E Value	Top Hit Accession No.	Top Hit Database Source	Top Hit Descriptor
10028	22676	35892	2.08	7.0E-54	11417222	NT	Homo sapiens similar to nuclear factor related to kappa B binding protein (H. sapiens) (LOC63182), mRNA
11047	23717	35986	1.74	7.0E-54	8923698	NT	Homo sapiens golgin-like protein (GLP), mRNA
11047	23717	36987	1.74	7.0E-54	8923698	NT	Homo sapiens golgin-like protein (GLP), mRNA
11281	23923		4.35	7.0E-54	AI160189.1	EST_HUMAN	gb67g03.x1 Soares_fetal_hear_NbHH19W Homo sapiens cDNA clone IMAGE:1705204 3' similar to contains ORF.t1 ORF repetitive element;
11811	24400	37736	1.49	7.0E-54	AF111167.2	NT	Homo sapiens jun dimerization protein gene, partial cds; cfos gene, complete cds; and unknown gene
11811	24400	37737	1.49	7.0E-54	AF111167.2	NT	Homo sapiens jun dimerization protein gene, partial cds; cfos gene, complete cds; and unknown gene
27	12850	26466	1.41	6.0E-54	AB003618.1	NT	Homo sapiens DNA for MICB, exon 4, 5 and partial cds
376	13201	25846	6.83	6.0E-54	8922148	NT	Homo sapiens hypothetical protein DKFZp434M035 (DKFZp434M035), mRNA
376	13201	25847	6.83	6.0E-54	8922148	NT	Homo sapiens hypothetical protein DKFZp434M035 (DKFZp434M035), mRNA
3277	16038	28698	0.77	6.0E-54	8922148	NT	Homo sapiens hypothetical protein DKFZp434M035 (DKFZp434M035), mRNA
3986	16734	29308	1.91	6.0E-54	4502872	NT	Homo sapiens chloride channel 6 (CLCN6), mRNA
4429	17165	29794	0.96	6.0E-54	AV754746.1	EST_HUMAN	AV754746 TP Homo sapiens cDNA clone TPGAAC10 5'
4792	17523	30145	1.78	6.0E-54	4505806	NT	Homo sapiens phosphatidylinositol 4-kinase, catalytic, alpha polypeptide (PIK4CA), mRNA
4819	17550		1.16	6.0E-54	Y09846.1	NT	H.sapiens shc pseudogene, p86 isoform
11432	23189	36430	1.51	6.0E-54	AW813567.1	EST_HUMAN	RC3-ST0197-151099-011-06 ST0197 Homo sapiens cDNA
2146	14876	27611	3.78	5.0E-54	P51523	SWISSPROT	ZINC FINGER PROTEIN 84 (ZINC FINGER PROTEIN HFF2)
178	12990		13.34	4.0E-54	AF110103.1	NT	Tupelia beangeri beta-actin mRNA, partial cds
896	13703	26368	67.5	4.0E-54	AA308784.1	EST_HUMAN	EST177696 Jurkat T-cells VI Homo sapiens cDNA 5' end similar to glyceraldehyde-3-phosphate dehydrogenase
1798	14538	27248	3.22	4.0E-54	D38521.1	NT	Human mRNA for KIAA00077 gene, partial cds
1798	14538	27249	3.22	4.0E-54	D38521.1	NT	Human mRNA for KIAA00077 gene, partial cds
3199	15962		1	4.0E-54	AI935086.1	EST_HUMAN	wd26d11.x1 Soares_NFL_T_GBC S1 Homo sapiens cDNA clone IMAGE:2329269 3' similar to TR:O02711
92	12818	25555	4.47	3.0E-54	AA313487.1	EST_HUMAN	O02711 PRO-POI-DUTTPASE POLYPROTEIN ;
1565	14312		0.91	3.0E-54	AW615742.1	EST_HUMAN	EST186371 Colon carcinoma (HCC) cell line Homo sapiens cDNA 5' end
2574	16298	28025	0.96	3.0E-54	AL110383.1	EST_HUMAN	hd87g08.x1 NC1_CGAP_G06 Homo sapiens cDNA clone IMAGE:2916542 3'
2680	15342		1.34	3.0E-54	AI908757.1	EST_HUMAN	DKFZp434E0731_f1_434 (synonym: hbes3) Homo sapiens cDNA clone DKFZp434E0731 5'
5814	18603	31531	1.74	3.0E-54	4502434	NT	IL-BT189-180399-007 BT189 Homo sapiens cDNA
7288	19971	33048	2.1	3.0E-54	AA844061.1	EST_HUMAN	Homo sapiens BMX non-receptor tyrosine kinase (BMX) mRNA
7288	19971	33049	2.1	3.0E-54	AA844061.1	EST_HUMAN	ab2c08.s1 Soares_parathyroid_tumor_NbHPA Homo sapiens cDNA clone IMAGE:1388270 3'
7288	19971	33049	2.1	3.0E-54	AA844061.1	EST_HUMAN	ab2c08.s1 Soares_parathyroid_tumor_NbHPA Homo sapiens cDNA clone IMAGE:1388270 3'

Page 312 of 536  
Table 4  
Single Exon Probes Expressed in Brain

Probe SEQ ID NO:	Exon SEQ ID NO:	ORF SEQ ID NO:	Expression Signal	Most Similar (Top) Hit BLAST E Value	Top Hit Accession No.	Top Hit Database Source	Top Hit Descriptor
10949	23627		1.63	3.0E-54	11434806	NT	Homo sapiens golgi autoantigen, golgin subfamily a, 5 (GOLGA5), mRNA
11024	23698	36859	4.93	3.0E-54	BF345600.1	EST_HUMAN	602019408F1 NCI_CGAP_Bim67 Homo sapiens cDNA clone IMAGE:4155121 5'
11341	24031	37335	3.26	3.0E-54	AA989392.1	EST_HUMAN	z170f12.1 Soares testis NHT Homo sapiens cDNA clone IMAGE:727727 5' similar to TR:G161315
12056	24573	31119	2.98	3.0E-54	AW954559.1	EST_HUMAN	G191315 ANDROGEN-DEPENDENT EXPRESSED PROTEIN. ;
12087	25373		2.51	3.0E-54	AW748965.1	EST_HUMAN	EST366629 MAGC resequences, MAGC Homo sapiens cDNA
627	13406	26040	8.86	2.0E-54	5031900	NT	RC1-BT0313-131199-011-509 BT0313 Homo sapiens cDNA
1344	14092	28767	0.86	2.0E-54	4507164	NT	Homo sapiens killer cell lectin-like receptor subfamily G, member 1 (KLRG1), mRNA
1539	14286	26972	1.37	2.0E-54	AA655008.1	EST_HUMAN	Homo sapiens nuclear antigen Sp100 (SP100) mRNA
2541	15255	27895	1.22	2.0E-54	AW163175.1	EST_HUMAN	n178a09.s1 NCI_CGAP_P3 Homo sapiens cDNA clone IMAGE:1204600 similar to contains element L1 repetitive element ;
2608	15320	25062	1.66	2.0E-54	AL163210.2	NT	au92g03.y1 Schneider fetal brain 00004 Homo sapiens cDNA clone IMAGE:2783764 5' similar to SW:CUJL1_HUMAN Q13616 CULLIN HOMOLOG 1 ;
2896	15863	28311	1.52	2.0E-54	AW057524.1	EST_HUMAN	Homo sapiens chromosome 21 segment HS21C010
3311	16071	28721	1.18	2.0E-54	AJ278914.1	NT	wy60b12.x1 Soares NSF_F8_9W_OT_PA_P_S1 Homo sapiens cDNA clone IMAGE:2562927 3' similar to TR:Q62084 Q62084 PHOSPHOLIPASE C NEIGHBORING ;
3538	16292		3.2	2.0E-54	AA532925.1	EST_HUMAN	Homo sapiens mRNA for phospholipase C-beta-1b (PLOC1 gene)
4181	16921		2.06	2.0E-54	4502842	NT	n145g09.s1 NCI_CGAP_P9 Homo sapiens cDNA clone IMAGE:995488 similar to gb:X53777 60S RIBOSOMAL PROTEIN L23 (HUMAN);
4825	17556	30178	1.02	2.0E-54	7706446	NT	Homo sapiens chaperonin containing T-complex subunit 6 (CCT6) mRNA
5388	18188	30880	1.64	2.0E-54	4759069	NT	Homo sapiens peptidylarginine deiminase type III (LOC51702), mRNA
5516	18314	31216	1.2	2.0E-54	BE047864.1	EST_HUMAN	Homo sapiens small inducible cyclidine subfamily A (Cys-Cys), member 14 (SCYA14) mRNA
5675	18469	31385	5.04	2.0E-54	11426657	NT	tz43c11.y1 NCI_CGAP_Bim52 Homo sapiens cDNA clone IMAGE:2291348 5'
5771	18562	31489	13.99	2.0E-54	AB046811.1	NT	Homo sapiens KIAA0100 gene product (KIAA0100), mRNA
6559	19324	32331	0.68	2.0E-54	AB046811.1	NT	Homo sapiens mRNA for KIAA1591 protein, partial cds
6713	19628	32672	0.65	2.0E-54	AB023212.1	NT	Homo sapiens EVI5 homolog mRNA, complete cds
6713	19628	32673	0.65	2.0E-54	AB023212.1	NT	Homo sapiens mRNA for KIAA0995 protein, partial cds
7023	19715	32772	8.6	2.0E-54	11426544	NT	Homo sapiens neurofibromin 1 (neurofibromatosis, von Recklinghausen disease, Watson disease) (NF1), mRNA
9529	22182	35366	4.11	2.0E-54	AB001025.1	NT	Homo sapiens mRNA for brain ryanodine receptor, complete cds
9909	22558	35763	0.79	2.0E-54	11429127	NT	Homo sapiens Janus kinase 2 (a protein tyrosine kinase) (JAK2), mRNA
10021	22669	35885	1.01	2.0E-54	11416762	NT	Homo sapiens serologically defined colon cancer antigen 10 (SDCCAG10), mRNA
10021	22669	35886	1.01	2.0E-54	11416762	NT	Homo sapiens serologically defined colon cancer antigen 10 (SDCCAG10), mRNA

Table 4

Single Exon Probes Expressed in Brain

Probe SEQ ID NO:	Exon SEQ ID NO:	ORF SEQ ID NO:	Expression Signal	Most Similar (Top) Hit BLAST E Value	Top Hit Accession No.	Top Hit Database Source	Top Hit Descriptor
10947	19324	32331	1.57	2.0E-54	AF008915.1	NT	Homo sapiens EVI5 homolog mRNA, complete cds
11727	24321		2.86	2.0E-54	7657454	NT	Homo sapiens pescedillo (zebrafish) homolog 1, containing BRCT domain (PES1), mRNA
4432	17169		1.22	1.0E-54	BF316418.1	EST_HUMAN	601899230F1 NIH_MGC_19 Homo sapiens cDNA clone IMAGE:4128535 5'
10153	22801	36018	0.52	1.0E-54	AA412409.1	EST_HUMAN	zu10e09.r1 Soares_testis_NHT Homo sapiens cDNA clone IMAGE:731484 6'
10153	22801	36019	0.52	1.0E-54	AA412409.1	EST_HUMAN	zu10e09.r1 Soares_testis_NHT Homo sapiens cDNA clone IMAGE:731484 5'
12710	24986		2.17	1.0E-54	AU077341.1	EST_HUMAN	AU077341 Sugano cDNA library Homo sapiens cDNA clone Zrv6C880 similar to 5'-end region of Human gamma-glutamyl transpeptidase mRNA, 5 end
10257	22905	36115	0.94	9.0E-55	BE081469.1	EST_HUMAN	QV2-BT0636-160400-143-H12 BT0635 Homo sapiens cDNA
1292	14041		1.09	8.0E-55	Y07829.2	NT	Homo sapiens RFB30 gene for RING finger protein
1295	14044		2.63	8.0E-55	Y07829.2	NT	Homo sapiens RFB30 gene for RING finger protein
11151	23818		1.67	8.0E-55	AW409714.1	EST_HUMAN	ff02a02.x1 NIH_MGC_17 Homo sapiens cDNA clone IMAGE:2860807 5'
1059	13817	28479	0.77	7.0E-55	R09346.1	EST_HUMAN	yf26e04.r1 Soares fetal liver spleen 1NFLS Homo sapiens cDNA clone IMAGE:127698 5' similar to SP:C561_BOVIN P10897 CYTOCHROME 1
8703	21395		0.8	7.0E-55	AW103839.1	EST_HUMAN	xd76c02.x1 Soares_NFL_T_GBC_S1 Homo sapiens cDNA clone IMAGE:2803522 3' similar to TR:060366
9080	21769	34932	1.26	7.0E-55	AA889581.1	EST_HUMAN	O60365 FOS39554 1:
9116	21803	34968	2.16	7.0E-55	AU139909.1	EST_HUMAN	ak2ba11.s1 Soares_testis_NHT Homo sapiens cDNA clone IMAGE:1407260 3'
11171	23838	37120	10.32	7.0E-55	AI561056.1	EST_HUMAN	AU139909 PLACE1 Homo sapiens cDNA clone PLACE1011576 5'
12682	25303	37121	10.32	7.0E-55	AI561056.1	EST_HUMAN	tg29f09.x1 NCI_CGAP_UH Homo sapiens cDNA clone IMAGE:2210249 3'
11498	24099	37412	2.45	6.0E-55	AB040934.1	NT	tg29f09.x1 NCI_CGAP_UH Homo sapiens cDNA clone IMAGE:2210249 3'
1763	14505	27205	1.19	5.0E-55	AA704971.1	EST_HUMAN	ym57g07.r1 Soares Infant brain 1NIB Homo sapiens cDNA clone IMAGE:52444 6'
1763	14505	27206	1.19	5.0E-55	AA704971.1	EST_HUMAN	Homo sapiens mRNA for KIAA1601 protein, partial cds
4720	17452	30086	1.81	5.0E-55	AW206021.1	EST_HUMAN	z95b09.s1 Soares_fetal_liver_spleen_1NFLS_S1 Homo sapiens cDNA clone IMAGE:462617 3'
6446	19214	32211	1.66	5.0E-55	4502240	NT	z95b09.s1 Soares_fetal_liver_spleen_1NFLS_S1 Homo sapiens cDNA clone IMAGE:462617 3'
6446	19214	32212	1.34	5.0E-55	4505952	NT	UI-H-B11-afy-g-09-0-UJ.s1 NCI_CGAP_Sub3 Homo sapiens cDNA clone IMAGE:2723538 3'
6568	25094	32340	1.34	5.0E-55	4505952	NT	Homo sapiens arylsulfatase E (chondrodysplasia punctata 1) (ARSE), mRNA
6568	25094	32341	1.34	5.0E-55	4505952	NT	Homo sapiens arylsulfatase E (chondrodysplasia punctata 1) (ARSE), mRNA
6937	19672	32718	0.83	6.0E-55	7382477	NT	Homo sapiens paraoxonase 2 (PON2) mRNA, and translated products
7195	19881	32955	0.7	5.0E-55	11434422	NT	Homo sapiens paraoxonase 2 (PON2) mRNA, and translated products
7893	20588	33718	0.72	5.0E-55	11528491	NT	Homo sapiens Rho GTPase activating protein 6 (ARHGAP6), transcript variant 5, mRNA
8942	21633	34777	3.63	5.0E-55	4508302	NT	Homo sapiens speckle-type POZ protein (SPOP), mRNA
9219	21898		1.75	5.0E-55	BE064386.1	EST_HUMAN	Homo sapiens BCL2-associated athanogene (BAG1), mRNA
8937	22585	35786	1.77	5.0E-55	AB014511.1	NT	Homo sapiens protein tyrosine phosphatase, receptor type, alpha polypeptide (PTPRA) mRNA
						NT	Homo sapiens mRNA for KIAA0811 protein, partial cds

Table 4

Single Exon Probes Expressed in Brain

Probe SEQ ID NO:	Exon SEQ ID NO:	ORF SEQ ID NO:	Expression Signal	Most Similar (Top) Hit BLAST E Value	Top Hit Accession No.	Top Hit Database Source	Top Hit Descriptor
9937	22685	35787	1.77	5.0E-55	AB014511.1	NT	Homo sapiens mRNA for KIAA0611 protein, partial cds
10122	22770	35984	2.48	5.0E-55	5453765	NT	Homo sapiens nei (chicken)-like 2 (NELL2), mRNA
12137	24628		2.73	5.0E-55	11417972	NT	Homo sapiens pescadillo (zebrafish) homolog 1, containing BRCT domain (PES1), mRNA
657	13434	26076	65.4	4.0E-55	4828973	NT	Homo sapiens RNA binding motif protein, Y chromosome, family 1, member A1 (RBM1A1) mRNA
1421	14169	26853	1.78	4.0E-55	7661713	NT	Homo sapiens predicted osteoblast protein (GS3786), mRNA
1421	14169	26854	1.78	4.0E-55	7661713	NT	Homo sapiens predicted osteoblast protein (GS3786), mRNA
1504	14250		1.7	4.0E-55	BF061411.1	EST_HUMAN	7152b10.x1 Soares_NSF_F8_9W_OT_PA_P_S11 Homo sapiens cDNA clone IMAGE:3390043 3' similar to contains L1.13 L1 repetitive element;
2019	14754	27482	0.97	4.0E-55	4508180	NT	Homo sapiens proteasome (prosome, macropain) subunit, alpha type, 2 (PSMA2) mRNA
2019	14754	27483	0.97	4.0E-55	4508180	NT	Homo sapiens proteasome (prosome, macropain) subunit, alpha type, 2 (PSMA2) mRNA
2079	14811	27542	6.47	4.0E-55	4503314	NT	Homo sapiens diacylglycerol kinase, gamma (90K) (DGKG) mRNA
2079	14811	27543	6.47	4.0E-55	4503314	NT	Homo sapiens diacylglycerol kinase, gamma (90K) (DGKG) mRNA
2308	15033	27771	2.29	4.0E-55	4507794	NT	Homo sapiens ubiquitin-conjugating enzyme E2 variant 1 (UBE2V1) mRNA
2598	15310		1.21	4.0E-55	AJ271735.1	NT	Homo sapiens Xq pseudocentromeric region; segment 1/2
8242	20936		8.37	4.0E-55	AL163210.2	NT	Homo sapiens chromosome 21 segment HS21C010
11194	23859		2.3	4.0E-55	W28189.1	EST_HUMAN	43c5 Human retina cDNA randomly primed sublibrary Homo sapiens cDNA
12067	24574		3.05	4.0E-55	BF303941.1	EST_HUMAN	601886575F2 NIH_MGC_17 Homo sapiens cDNA clone IMAGE:4120338 5'
11998	24536		1.5	3.0E-55	BE178519.1	EST_HUMAN	PMT1-HT0603-090300-001-g08 HT0603 Homo sapiens cDNA
12721	24993		1.85	3.0E-55	AL163284.2	NT	Homo sapiens chromosome 21 segment HS21C084
388	13164	26807	1.98	2.0E-55	X57147.1	NT	Human endogenous retrovirus pHE.1 (ERV6)
538	13321		1.13	2.0E-55	M10976.1	NT	Human endogenous retroviral DNA (4-1), complete retroviral segment
634	13413	26049	13.79	2.0E-55	4507288	NT	Homo sapiens syntaxin-binding protein 1 (STXBP1) mRNA, and translated products
4723	17456	30090	2.81	2.0E-55	BE719986.1	EST_HUMAN	CM1-HT0876-150800-357-g03 HT0876 Homo sapiens cDNA
7403	25113	33162	0.76	2.0E-55	AW501988.1	EST_HUMAN	UJHF-BN0-aks-f-06-0-UJ.1 NIH_MGC_50 Homo sapiens cDNA clone IMAGE:3078275 5'
8963	21654	34804	0.52	2.0E-55	BF224452.1	EST_HUMAN	hr76h08.x1 NCI_CGAP_Kid11 Homo sapiens cDNA clone IMAGE:3134463 5'
8963	21654	34805	0.52	2.0E-55	BF224452.1	EST_HUMAN	hr76h08.x1 NCI_CGAP_Kid11 Homo sapiens cDNA clone IMAGE:3134463 5'
9098	21747		6.23	2.0E-55	AJ002836.1	EST_HUMAN	em98h05.s1 Strategene schizo brain S11 Homo sapiens cDNA clone IMAGE:1684185 3' similar to contains THR.b2 THR repetitive element;
9140	21828		0.72	2.0E-55	BE007959.1	EST_HUMAN	QV0-BN0147-280400-213-g06 BN0147 Homo sapiens cDNA
10870	23550	36798	1.95	2.0E-55	AJ119344.1	EST_HUMAN	AU119344 HEMBA1 Homo sapiens cDNA clone HEMBA1005953 5'
95	12821	25558	3.01	1.0E-55	4505060	NT	Homo sapiens mannose-6-phosphate receptor (cation dependent) (M6PR) mRNA
184	12897	25636	8.22	1.0E-55	U09823.1	NT	Oryzoblagus curticulus New Zealand white elongation factor 1 alpha (Eabefiaz) mRNA, complete cds
1127	13863	26543	3.53	1.0E-55	AB020710.1	NT	Homo sapiens mRNA for KIAA0903 protein, partial cds



Page 315 of 536  
Table 4  
Single Exon Probes Expressed in Brain

Probe SEQ ID NO:	Exon SEQ ID NO:	ORF SEQ ID NO:	Expression Signal	Most Similar (Top) Hit BLAST E Value	Top Hit Accession No.	Top Hit Database Source	Top Hit Descriptor
1943	14678	27391	1.58	1.0E-55	BE277861.1	EST_HUMAN	601120116F1 NIH_MGC_20 Homo sapiens cDNA clone IMAGE:2987027 5'
1943	14678	27392	1.58	1.0E-55	BE277861.1	EST_HUMAN	601120116F1 NIH_MGC_20 Homo sapiens cDNA clone IMAGE:2987027 5'
2324	15049		2.48	1.0E-55	5803174	NT	Homo sapiens SMA3 (SMA3), mRNA
2338	15528	27789	1.17	1.0E-55	AF000990.1	NT	Homo sapiens testis-specific Testis Transcript Y 1 (TTY1) mRNA, partial cds
2521	15237	27978	9.05	3.0E-55	X13111.1	NT	Human mRNA for HLA-A*11E, a MHC class I molecule (major histocompatibility complex)
2559	15273	28009	4.19	1.0E-55	AB007886.2	NT	Homo sapiens mRNA for KIAA0406 protein, partial cds
2559	15273	28010	4.19	1.0E-55	AB007886.2	NT	Homo sapiens mRNA for KIAA0406 protein, partial cds
2617	15328	28071	1.72	1.0E-55	L54057.1	NT	Homo sapiens CLP mRNA, partial cds
3970	16719	29353	4.28	1.0E-55	AL163267.2	NT	Homo sapiens chromosome 21 segment HS21C087
4262	17003	29635	1.26	1.0E-55	AL163210.2	NT	Homo sapiens chromosome 21 segment HS21C010
4682	17416		1.02	1.0E-55	N77281.1	EST_HUMAN	yv4g03.r1 Soares fetal liver spleen 1NFLS Homo sapiens cDNA clone IMAGE:245620 5'
5410	18209	30917	0.97	1.0E-55	AF119856.1	NT	Homo sapiens PRO1851 mRNA, complete cds
6178	18955	31929	6.82	1.0E-55	11433046	NT	Homo sapiens hect domain and RLD 2 (HERC2), mRNA
6178	18955	31930	6.82	1.0E-55	11433046	NT	Homo sapiens hect domain and RLD 2 (HERC2), mRNA
7888	20593	33712	1.64	1.0E-55	11432994	NT	Homo sapiens discs, large (Drosophila) homolog 2 (chapsyn-110) (DLG2), mRNA
7888	20593	33713	1.64	1.0E-55	11432994	NT	Homo sapiens discs, large (Drosophila) homolog 2 (chapsyn-110) (DLG2), mRNA
7980	20875	33799	0.89	1.0E-55	AF224492.1	NT	Homo sapiens phospholipid scramblase 1 gene, complete cds
7980	20875	33800	0.89	1.0E-55	AF224492.1	NT	Homo sapiens phospholipid scramblase 1 gene, complete cds
10829	23511	36751	1.75	1.0E-55	AL163210.2	NT	Homo sapiens chromosome 21 segment HS21C010
10829	23511	36752	1.75	1.0E-55	AL163210.2	NT	Homo sapiens chromosome 21 segment HS21C010
11425	23192	36423	2.53	1.0E-55	U60960.1	NT	Homo sapiens infant brain unknown product mRNA, complete cds
11444	23211	36442	1.5	1.0E-55	T10045.1	EST_HUMAN	seq1575 b4HB3MA Co88-HAP-F1 Homo sapiens cDNA clone b4HB3MA-COT8-HAP-F161 5' similar to similar to Chinese Hamster DHFR-cocamplified protein mRNA
11569	24168	37482	2.35	1.0E-55	10567821	NT	Homo sapiens DNA-binding protein (LOC56242), mRNA
7265	19949	33026	1.83	9.0E-56	BE378074.1	EST_HUMAN	6011237702F1 NIH_MGC_44 Homo sapiens cDNA clone IMAGE:3609552 5'
2737	15444	28182	5.32	7.0E-56	H19834.1	EST_HUMAN	yr62g03.r1 Soares adult brain N2b5-HB56Y Homo sapiens cDNA clone IMAGE:173044 5' similar to contains THR repetitive element;
7640	20210	33309	1.67	7.0E-56	AW361213.1	EST_HUMAN	RC1-CT0252-231099-013-b07 CT0252 Homo sapiens cDNA
7540	20210	33310	1.67	7.0E-56	AW361213.1	EST_HUMAN	RC1-CT0252-231099-013-b07 CT0252 Homo sapiens cDNA
1687	14431	27127	1.78	5.0E-56	AW997712.1	EST_HUMAN	RC3-BN0053-170200-011-h01 BN0053 Homo sapiens cDNA
9059	21748	34606	0.86	5.0E-56	AW015507.1	EST_HUMAN	U-H-B10p-eau-a-05-Q.U1.s1 NCI_CGAP_Sub2 Homo sapiens cDNA clone IMAGE:2710544 3'
10286	22934		1.61	5.0E-56	W28189.1	EST_HUMAN	43c5 Human retina cDNA randomly primed sublibrary Homo sapiens cDNA
12220	25359	30610	2	5.0E-56	H55099.1	EST_HUMAN	CHR220038 Chromosome 22 exon Homo sapiens cDNA clone C22_55 5'
26	12854	25469	8.58	4.0E-56	AF141349.1	NT	Homo sapiens beta-tubulin mRNA, complete cds

Page 316 of 536  
Table 4  
Single Exon Probes Expressed in Brain

Probe SEQ ID NO:	Exon SEQ ID NO:	ORF SEQ ID NO:	Expression Signal	Most Similar (Top) Hit BLAST E Value	Top Hit Accession No.	Top Hit Database Source	Top Hit Descriptor
28	12854	25470	8.58	4.0E-56	AF141349.1	NT	Homo sapiens beta-tubulin mRNA, complete cds
2173	14902		2.69	4.0E-56	BF207586.1	EST_HUMAN	601862059F1 NIH_MGC_53 Homo sapiens cDNA clone IMAGE:4081551 5'
2712	15419	28157	7.28	4.0E-56	4507728	NT	Homo sapiens tubulin, beta polypeptide (TUBB) mRNA
2712	15419	28158	7.28	4.0E-56	4507728	NT	Homo sapiens tubulin, beta polypeptide (TUBB) mRNA
2815	13287	25828	3.49	4.0E-56	AF003528.1	NT	Homo sapiens X-linked anhidrotic ectodermal dysplasia protein gene (EDA), exon 2 and flanking repeat regions
2836	15331	28074	1.48	4.0E-56	A1632488.1	EST_HUMAN	wb09708.x1 NCI_CGAP_GC6 Homo sapiens cDNA clone IMAGE:2305191 3' similar to SW:DCOR_MUSPA P27119 ORNITHINE DECARBOXYLASE;
2836	15331	28075	1.48	4.0E-56	A1632488.1	EST_HUMAN	P27119 ORNITHINE DECARBOXYLASE;
6164	18941	31912	6.01	4.0E-56	AF217508.1	NT	Homo sapiens uncharacterized bone marrow protein BM031 mRNA, complete cds
6184	18941	31913	6.01	4.0E-56	AF217508.1	NT	Homo sapiens uncharacterized bone marrow protein BM031 mRNA, complete cds
10403	23049	36268	2.02	4.0E-56	AF043349.1	NT	Homo sapiens lymphocyte-specific protein 1 (LSP1) gene, LSP1-7 allele, partial cds
10841	23523	36764	8.88	4.0E-56	A1498066.1	EST_HUMAN	hm65g12.x1 NCI_CGAP_Bm25 Homo sapiens cDNA clone IMAGE:2163048 3'
10841	23523	36765	8.88	4.0E-56	A1498066.1	EST_HUMAN	hm65g12.x1 NCI_CGAP_Bm25 Homo sapiens cDNA clone IMAGE:2163048 3'
1319	14068	28742	4.17	3.0E-56	8924028	NT	Homo sapiens hypothetical protein PRO1304 (PRO1304), mRNA
3122	15887	28527	1.54	3.0E-56	AA325826.1	EST_HUMAN	EST28889 Cerebellum II Homo sapiens cDNA 5' end
3122	15887	28528	1.54	3.0E-56	AA325826.1	EST_HUMAN	EST28889 Cerebellum II Homo sapiens cDNA 5' end
3815	16567		1.61	3.0E-56	AF055066.1	NT	Homo sapiens MHC class 1 region
4355	17093	29728	1.43	3.0E-56	7687042	NT	Homo sapiens Down syndrome candidate region 1 (DSCR1), mRNA
4390	17127	29759	4.27	3.0E-56	AL163288.2	NT	Homo sapiens chromosome 21 segment HS21C068
4534	17269	29902	2.34	3.0E-56	5902085	NT	Homo sapiens superkiller viralicidal activity 2 (S. cerevisiae homolog)-like (SKIV2L), mRNA
5598	18393	31302	2.12	3.0E-56	4759163	NT	Homo sapiens speractonein, ovcv and kezal-like domains proteoglycan (testican) (SPOCK) mRNA
5598	18393	31303	2.12	3.0E-56	4759163	NT	Homo sapiens speractonein, ovcv and kezal-like domains proteoglycan (testican) (SPOCK) mRNA
6775	19519	32547	7.03	3.0E-56	11421124	NT	Homo sapiens lysosomal-associated membrane protein 2 (LAMP2), mRNA
7223	19908	32981	1.15	3.0E-56	4504970	NT	Homo sapiens LIM binding domain 2 (LDB2) mRNA
7223	19908	32982	1.15	3.0E-56	4504970	NT	Homo sapiens LIM binding domain 2 (LDB2) mRNA
8715	21407	34550	4.68	3.0E-56	11418704	NT	Homo sapiens bone morphogenetic protein 5 (BMP5), mRNA
9713	23264	35562	0.85	3.0E-56	D63479.2	NT	Homo sapiens mRNA for KIAA0145 protein, partial cds
10379	23025	36240	1.38	3.0E-56	11434958	NT	Homo sapiens KIAA0317 gene product (KIAA0317), mRNA
10642	23333	36571	1.71	3.0E-56	AB042556.1	NT	Homo sapiens mRNA, similar to rat myomegalin, complete cds
11284	23945	37239	6.37	3.0E-56	5902013	NT	Homo sapiens nuclear pore complex interacting protein (NPIP), mRNA

Page 317 of 536  
Table 4  
Single Exon Probes Expressed in Brain

Probe SEQ ID NO:	Exon SEQ ID NO:	ORF SEQ ID NO:	Expression Signal	Most Similar (Top) Hit BLAST E Value	Top Hit Accession No.	Top Hit Database Source	Top Hit Descriptor
11284	23946	37240	6.37	3.0E-56	5902013	NT	Homo sapiens nuclear pore complex interacting protein (NPIP), mRNA
11673	24268	37590	1.74	3.0E-56	U46900.1	NT	Homo sapiens NACP/alpha-synuclein gene, exon 5
11673	24268	37601	1.74	3.0E-56	U46900.1	NT	Homo sapiens NACP/alpha-synuclein gene, exon 5
12095	24597	31083	1.52	3.0E-56	11434876	NT	Homo sapiens caveolin 3 (CAV3), mRNA
12095	24597	31084	1.52	3.0E-56	11434876	NT	Homo sapiens caveolin 3 (CAV3), mRNA
511	13295		1.7	2.0E-56	AA199818.1	EST_HUMAN	zq52a08.s1 Stratagene neuroepithelium (#937231) Homo sapiens cDNA clone IMAGE:645206 3'
716	15550	26141	1.05	2.0E-56	BE064386.1	EST_HUMAN	RC4-BT0310-110300-015-f10 BT0310 Homo sapiens cDNA
716	15550	26142	1.05	2.0E-56	BE064386.1	EST_HUMAN	RC4-BT0310-110300-015-f10 BT0310 Homo sapiens cDNA
2987	15753	28399	1.18	2.0E-56	AB037836.1	NT	Homo sapiens mRNA for KIAA1414, protein, partial cds
3523	16279	28934	1.64	2.0E-56	AV703184.1	EST_HUMAN	AV703184 ADB Homo sapiens cDNA clone ADBCFG10 5'
6990	19693	32731	1.47	2.0E-56	5730038	NT	Homo sapiens SET domain and mariner transposase fusion gene (SETMAR) mRNA
959	13724		1.84	1.0E-56	AF190930.1	NT	Micaca fascicularis protein tyrosine phosphatase (PRL-1) mRNA, complete cds
3664	16417	29058	2.15	1.0E-56	AW589833.1	EST_HUMAN	hg23c11.x1 NCL_CGAP_GC8 Homo sapiens cDNA clone IMAGE:2946452 3'
3664	16417	29057	2.15	1.0E-56	AW589833.1	EST_HUMAN	hg23c11.x1 NCL_CGAP_GC8 Homo sapiens cDNA clone IMAGE:2946452 3'
4972	17696	30303	0.99	1.0E-56	A1905162.1	EST_HUMAN	QV-BT077-130199-079 BT077 Homo sapiens cDNA clone IMAGE:2946452 3'
5118	17836	30463	0.97	1.0E-56	6681002	NT	Mus musculus cytoplasmic polyadenylation element binding protein (Cpeb), mRNA
6724	19558	32589	0.57	1.0E-56	AW609520.1	EST_HUMAN	MR3-ST0203-180100-208-h02 S.T0203 Homo sapiens cDNA
9855	22505		0.99	1.0E-56	AL163203.2	NT	Homo sapiens chromosome 21 segment HS21C003
9948	22596	35800	1.71	1.0E-56	AW845987.1	EST_HUMAN	RC2-CT0163-220999-001-E02 CT0163 Homo sapiens cDNA
611	13389		2.82	9.0E-57	AW880885.1	EST_HUMAN	QV0-OT0033-070300-152-H03 OT0033 Homo sapiens cDNA
4180	16920	29548	1.14	9.0E-57	4758279	NT	Homo sapiens EphA4 (EPHA4) mRNA
4180	16920	29549	1.14	9.0E-57	4758279	NT	Homo sapiens EphA4 (EPHA4) mRNA
11183	23848	37134	2.17	9.0E-57	AF228497.1	NT	Homo sapiens serine protease 17 (KLK4) gene, complete cds
11183	23848	37135	2.17	9.0E-57	AF228497.1	NT	Homo sapiens serine protease 17 (KLK4) gene, complete cds
11506	24107	37420	1.48	9.0E-57	AB020981.1	NT	Homo sapiens mRNA for cyclin B2, complete cds
290	13096	25738	3.01	8.0E-57	AW816405.1	EST_HUMAN	QV4-ST0234-181198-037-405 ST0234 Homo sapiens cDNA
864	13633	26303	6.36	8.0E-57	AW264699.1	EST_HUMAN	xr05d10.x1 NCL_CGAP_Bm53 Homo sapiens cDNA clone IMAGE:2769251 3' similar to gb-U05875
1809	14549	27264	1.51	8.0E-57	AA496109.1	EST_HUMAN	INTERFERON-GAMMA RECEPTOR BETA CHAIN PRECURSOR (HUMAN);
3376	16135	28781	0.98	8.0E-57	4758279	NT	z651b12.1 Soares testis_NHT Homo sapiens cDNA clone IMAGE:757151 5'
3376	16135	28792	0.98	8.0E-57	4758279	NT	Homo sapiens EphA4 (EPHA4) mRNA
4852	17582	30205	1.3	8.0E-57	4557630	NT	Homo sapiens glutamate receptor, ionotropic, AMPA 4 (GRIAA4) mRNA
5161	25276	30728	3.28	8.0E-57	11418185	NT	Homo sapiens aconitase 2, mitochondrial (ACO2), mRNA
6306	19078	32063	1.85	8.0E-57	AB020705.1	NT	Homo sapiens mRNA for KIAA0898 protein, partial cds

Page 318 of 536  
Table 4  
Single Exon Probes Expressed in Brain

Probe SEQ ID NO:	Exon SEQ ID NO:	ORF SEQ ID NO:	Expression Signal	Most Similar (Top) Hit BLAST E Value	Top Hit Accession No.	Top Hit Database Source	Top Hit Descriptor
6372	19141	32137	12.87	8.0E-57	AB023177.1	NT	Homo sapiens mRNA for KIAA0980 protein, partial cds
6372	19141	32138	12.87	8.0E-57	AB023177.1	NT	Homo sapiens mRNA for KIAA0980 protein, partial cds
7349	20030	33107	0.64	8.0E-57	7682283	NT	Homo sapiens KIAA0716 gene product (KIAA0716), mRNA
7648	20312	33423	1.7	8.0E-57	AB020844.1	NT	Homo sapiens mRNA for KIAA0837 protein, partial cds
7648	20312	33424	1.7	8.0E-57	AB020844.1	NT	Homo sapiens mRNA for KIAA0837 protein, partial cds
11460	17889	30487	3.29	8.0E-57	8923349	NT	Homo sapiens hypothetical protein FLJ20371, mRNA
12459	24828	31028	2.74	8.0E-57	11645732	NT	Homo sapiens SH3-domain binding protein 1 (SH3BP1), mRNA
12473	24828	31028	1.69	8.0E-57	11645732	NT	Homo sapiens SH3-domain binding protein 1 (SH3BP1), mRNA
12820	25060		2.07	8.0E-57	AB037763.1	NT	Homo sapiens mRNA for KIAA1342 protein, partial cds
2639	16360	28093	1.71	7.0E-57	7657592	NT	Homo sapiens smg GDS-ASSOCIATED PROTEIN (SMAP), mRNA
2639	16360	28094	1.71	7.0E-57	7657592	NT	Homo sapiens smg GDS-ASSOCIATED PROTEIN (SMAP), mRNA
3244	16006	28655	0.9	7.0E-57	7242158	NT	Homo sapiens NME7 (NME7), mRNA
3244	16006	28656	0.9	7.0E-57	7242158	NT	Homo sapiens NME7 (NME7), mRNA
3265	16027	28677	1.08	7.0E-57	6005979	NT	Homo sapiens Kruppel-like factor 8 (KLF8), mRNA
3958	16608	29246	1.39	7.0E-57	AF012872.1	NT	Homo sapiens phosphatidylinositol 4-kinase 230 (pi4K230) mRNA, complete cds
3958	16608	29247	1.39	7.0E-57	AF012872.1	NT	Homo sapiens phosphatidylinositol 4-kinase 230 (pi4K230) mRNA, complete cds
4398	17135		0.95	7.0E-57	AF020503.1	NT	Homo sapiens FRA3B common fragile region, diadenosine triphosphate hydrolase (FHIT) gene, exon 5
4730	17462	30089	0.95	7.0E-57	U11058.2	NT	Homo sapiens large conductance calcium- and voltage-dependent potassium channel alpha subunit (Maxk)
12785	25310		2.63	5.0E-57	AJ271736.1	NT	Homo sapiens Xi pseudautosomal region; segment 1/2
3736	16489	29125	1.67	4.0E-57	AB026898.1	NT	Homo sapiens DNA, DLEC1 to ORCTL4 gene region, section 1/2 (DLEC1, ORCTL3, ORCTL4 genes, complete cds)
786	13558	26220	0.78	3.0E-57	4507798	NT	Homo sapiens ubiquitin protein ligase E3A (human papilloma virus E6-associated protein, Angelman syndrome) (UBES3A) mRNA
1308	14056		16.24	3.0E-57	AA230278.1	EST_HUMAN	nc13107.e1 NCI_CGAP_P1 Homo sapiens cDNA clone IMAGE:1008037 similar to SW:RS10_HUMAN
2390	15111	27848	2.99	3.0E-57	AA348335.1	EST_HUMAN	P46783 40S RIBOSOMAL PROTEIN S10. ;
2707	15414	28151	0.95	3.0E-57	BE676822.1	EST_HUMAN	EST54770 Hippocampus II Homo sapiens cDNA 5' end
2707	15414	28152	0.95	3.0E-57	BE676822.1	EST_HUMAN	793b10.x1 NCI_CGAP_CELL1 Homo sapiens cDNA clone IMAGE:3286443 3' similar to WP:Y47H9C.2
3550	16305	28955	1.74	3.0E-57	AF232708.1	NT	CE20283 ;
3685	16438		62.34	3.0E-57	AW853964.1	EST_HUMAN	793b10.x1 NCI_CGAP_CELL1 Homo sapiens cDNA clone IMAGE:3286443 3' similar to WP:Y47H9C.2
							Homo sapiens cell-line taA201a chloride ion current inducer protein [(Cln) gene, complete cds
							RC3-CT0254-110300-027-c10 CT0254 Homo sapiens cDNA

Page 319 of 536  
Table 4  
Single Exon Probes Expressed in Brain

Probe SEQ ID NO:	Exon SEQ ID NO:	ORF SEQ ID NO:	Expression Signal	Most Similar (Top) Hit BLAST E Value	Top Hit Accession No.	Top Hit Database Source	Top Hit Descriptor
5839	18721	31680	1.24	3.0E-57	11225608	NT	Homo sapiens angiotensin I converting enzyme (peptidyl-dipeptidase A) 2 (ACE2), mRNA
6033	18813	31773	3.23	3.0E-57	BE798537.1	EST_HUMAN	601569896F1 NIH_MGC_7 Homo sapiens cDNA clone IMAGE:3944302 5'
8044	20738	33871	3.77	3.0E-57	W28130.1	EST_HUMAN	4286 Human retina cDNA randomly primed sublibrary Homo sapiens cDNA
8070	20764	33892	2.16	3.0E-57	11545798	NT	Homo sapiens hypothetical protein FLJ11656 (FLJ11656), mRNA
8070	20764	33893	2.16	3.0E-57	11545798	NT	Homo sapiens hypothetical protein FLJ11656 (FLJ11656), mRNA
8179	20873	34008	0.73	3.0E-57	11427757	NT	Homo sapiens KIAA0849 gene product (KIAA0849), mRNA
8328	21021	34167	0.73	3.0E-57	J05262.1	NT	Human farnesyl pyrophosphate synthetase mRNA, complete cds
8757	21449	34586	4.17	3.0E-57	AU117659.1	EST_HUMAN	AU117659 HEMBA1 Homo sapiens cDNA clone HEMBA1001910 5'
9149	21880	35047	1.03	3.0E-57	11545798	NT	Homo sapiens hypothetical protein FLJ11656 (FLJ11656), mRNA
9149	21880	35048	1.03	3.0E-57	11545798	NT	Homo sapiens hypothetical protein FLJ11656 (FLJ11656), mRNA
10825	23508	38747	2.85	3.0E-57	AW248374.1	EST_HUMAN	2820473.5prime NIH_MGC_7 Homo sapiens cDNA clone IMAGE:2820473 5'
12101	25381	30616	8.38	3.0E-57	W23871.1	EST_HUMAN	zb45d11.r1 Soares_fetal_Jung_NbHL19W Homo sapiens cDNA clone IMAGE:306549 5'
12460	25281		2.32	3.0E-57	AW179575.1	EST_HUMAN	RC0-HT0112-080999-001-C06 HT0112 Homo sapiens cDNA
12623	24928	31010	1.48	3.0E-57	AJ003949.1	EST_HUMAN	AJ003949 Selected chromosome 21 cDNA library Homo sapiens cDNA clone MPIp10-1L1
1487	14234	26919	1.38	2.0E-57	AF246219.1	NT	Homo sapiens SNARE protein kinase SNAK mRNA, complete cds
1487	14234	26920	1.39	2.0E-57	AF246219.1	NT	Homo sapiens SNARE protein kinase SNAK mRNA, complete cds
3432	16188		1.24	2.0E-57	AL163204.2	NT	Homo sapiens chromosome 21 segment HS21C004
3910	16960	29301	0.79	2.0E-57	BE073284.1	EST_HUMAN	MRO-BT0551-060300-103-b03 BT0551 Homo sapiens cDNA
4474	17209	29834	6.73	2.0E-57	AL163283.2	NT	Homo sapiens chromosome 21 segment HS21C083
5682	18379		1.84	2.0E-57	AA016131.1	EST_HUMAN	ze31c05.r1 Soares retina N2b4HR Homo sapiens cDNA clone IMAGE:360584 5' similar to contains L1.t8 L1 repetitive element;
5943	18725		33.81	2.0E-57	BF115266.1	EST_HUMAN	7n80f04.x1 NCL_CGAP_Ov18 Homo sapiens cDNA clone IMAGE:3570966 3' similar to contains TAR1.11
6067	18846	31810	0.66	2.0E-57	11491281	NT	MER22 repetitive element;
8629	21221	34363	1.08	2.0E-57	AF045452.1	NT	Homo sapiens small inducible cytokine subfamily A (Cys-Cys), member 22 (SCYA22), mRNA
9746	22997	35602	1.86	2.0E-57	AF057722.1	NT	Homo sapiens cell-line KG1 transcriptional regulatory protein p54 mRNA, complete cds
10525	23171	36398	0.49	2.0E-57	11494330	NT	Homo sapiens 17-beta-hydroxysteroid dehydrogenase IV (HSD17B4) gene, exons 3 and 4
10525	23171	36399	0.49	2.0E-57	11494330	NT	Homo sapiens KIAA1065 protein (KIAA1065), mRNA
11238	23901	37180	2.42	2.0E-57	11424084	NT	Homo sapiens KIAA1065 protein (KIAA1065), mRNA
11238	23901	37190	2.42	2.0E-57	11424084	NT	Homo sapiens hypothetical protein FLJ20041 (FLJ20041), mRNA
8593	21285		3.82	1.0E-57	BE043031.1	EST_HUMAN	Homo sapiens hypothetical protein FLJ20041 (FLJ20041), mRNA
12249	24696		5.08	1.0E-57	AW470791.1	EST_HUMAN	ho32a08.x1 NCL_CGAP_Lu24 Homo sapiens cDNA clone IMAGE:3039062 3' similar to TR:000246 O00246 HYPOTHETICAL 9.3 KD PROTEIN ;
							ha33d06.x1 NCL_CGAP_Kid12 Homo sapiens cDNA clone IMAGE:2875489 3' similar to contains THR.b3 THR repetitive element;

Page 320 of 536  
Table 4  
Single Exon Probes Expressed in Brain

Probe SEQ ID NO:	Exon SEQ ID NO:	ORF SEQ ID NO:	Expression Signal	Most Similar (Top) Hit BLAST E Value	Top Hit Accession No.	Top Hit Database Source	Top Hit Descriptor
5591	18387	31287	0.89	9.0E-58	AA297847.1	EST_HUMAN	EST11348 Uterus Homo sapiens cDNA 5' end
12516	24865	31015	1.55	9.0E-58	BE395081.1	EST_HUMAN	601309495F1 NIH_MGC_44 Homo sapiens cDNA clone IMAGE:3631000 5'
575	13355		1.78	8.0E-58	BE868715.1	EST_HUMAN	601445948F1 NIH_MGC_65 Homo sapiens cDNA clone IMAGE:3860211 5'
639	13418	26055	4.18	8.0E-58	AI798376.1	EST_HUMAN	tr34607.x1 NCL_CGAP_Ov23 Homo sapiens cDNA clone IMAGE:2220181 3' similar to TR:O16475 O15475 UNNAMED HERV-H PROTEIN ;
639	13418	26056	4.18	8.0E-58	AI798376.1	EST_HUMAN	tr34607.x1 NCL_CGAP_Ov23 Homo sapiens cDNA clone IMAGE:2220181 3' similar to TR:O15475 O15475 UNNAMED HERV-H PROTEIN ;
1849	14587	27301	2.37	8.0E-58	11434921	NT	Homo sapiens putative protein O-mannosyltransferase (POMT2), mRNA
1849	14587	27302	2.37	8.0E-58	11434921	NT	Homo sapiens putative protein O-mannosyltransferase (POMT2), mRNA
2974	15740		2.32	8.0E-58	7708132	NT	Homo sapiens DHHC1 protein (LOC51304), mRNA
10782	23446		5.87	7.0E-58	5174542	NT	Homo sapiens MADS box transcription enhancer factor 2, polypeptide B (myocyte enhancer factor 2B) (MEF2B) mRNA
10847	23528	36773	3.6	7.0E-58	AW504109.1	EST_HUMAN	UI-HF-BN0-ali-g-10-Q-J1.r1 NIH_MGC_50 Homo sapiens cDNA clone IMAGE:3079867 5'
10847	23529	36774	3.6	7.0E-58	AW504109.1	EST_HUMAN	UI-HF-BN0-ali-g-10-Q-J1.r1 NIH_MGC_50 Homo sapiens cDNA clone IMAGE:3079867 5'
2251	14979	27718	1.02	6.0E-58	BE395061.1	EST_HUMAN	601309495F1 NIH_MGC_44 Homo sapiens cDNA clone IMAGE:3631000 5'
2375	15097	27837	3.78	6.0E-58	AU130689.1	EST_HUMAN	AU130689 NT2RP3 Homo sapiens cDNA clone NT2RP3001263 5'
2902	15688	28316	1.2	6.0E-58	BE242150.1	EST_HUMAN	TCAAAP1E1219 Pediatric acute myelogenous leukemia cell (FAB M1) Baylor-HGSC projectTCAA Homo sapiens cDNA clone TCAAAP1219
2902	15688	28317	1.2	6.0E-58	BE242150.1	EST_HUMAN	TCAAAP1E1219 Pediatric acute myelogenous leukemia cell (FAB M1) Baylor-HGSC projectTCAA Homo sapiens cDNA clone TCAAAP1219
6078	18857	31824	1.01	6.0E-58	AF106811.1	NT	Homo sapiens chemokine MIP-2 gamma (MIP-2 gamma) mRNA, complete cds
10208	22856	36072	0.78	6.0E-58	11434746	NT	Homo sapiens protein tyrosine phosphatase, non-receptor type 21 (PTPN21), mRNA
12347	24754		1.58	6.0E-58	11526297	NT	Homo sapiens hypothetical protein FLJ20454 (FLJ20454), mRNA
293	13099	25740	3.78	5.0E-58	4507334	NT	Homo sapiens synaptotagmin 1 (SYNJ1), mRNA
694	13469	28116	5.41	5.0E-58	BE769384.1	EST_HUMAN	RC4-NT0057-160800-016-b05 NT0057 Homo sapiens cDNA
1172	13926	26589	2.96	5.0E-58	AW797948.1	EST_HUMAN	CM3-UM0043-240300-127-e07 UM0043 Homo sapiens cDNA
1172	13926	26590	2.96	5.0E-58	AW797948.1	EST_HUMAN	CM3-UM0043-240300-127-e07 UM0043 Homo sapiens cDNA
1173	13926	26589	2.76	5.0E-58	AW797948.1	EST_HUMAN	CM3-UM0043-240300-127-e07 UM0043 Homo sapiens cDNA
1173	13926	26590	2.76	5.0E-58	AW797948.1	EST_HUMAN	CM3-UM0043-240300-127-e07 UM0043 Homo sapiens cDNA
3317	15077	28727	4.32	5.0E-58	AA998183.1	EST_HUMAN	tr99e07.x1 NCL_CGAP_Lu5 Homo sapiens cDNA clone IMAGE:1603908 3'
4229	16970	29594	0.92	5.0E-58	A1638745.1	EST_HUMAN	ts89e07.x1 NCL_CGAP_GC6 Homo sapiens cDNA clone IMAGE:2238468 3' similar to SW:PRO2_ACACA
5641	18338		2.32	5.0E-58	11496282	NT	Homo sapiens placenta-specific 1 (PLAC1), mRNA
6085	18863	31829	6.86	5.0E-58	11496282	EST_HUMAN	ym51107.r1 Soares infant brain 1N1B Homo sapiens cDNA clone IMAGE:52071 5'

Page 321 of 536  
Table 4  
Single Exon Probes Expressed in Brain

Probe SEQ ID NO:	Exon SEQ ID NO:	ORF SEQ ID NO:	Expression Signal	Most Similar (Top) Hit BLAST E Value	Top Hit Accession No.	Top Hit Database Source	Top Hit Descriptor
6301	19074	32060	0.95	5.0E-58	AL163285.2	NT	Homo sapiens chromosome 21 segment HS21C085
6379	19148	32147	1.61	5.0E-58	11421330	NT	Homo sapiens apical protein, Xenopus laevis-like (APXL), mRNA
6680	19597	32636	0.68	5.0E-58	AF051334.1	NT	Homo sapiens ribirin (NBS) mRNA, complete cds
6680	19597	32638	0.68	5.0E-58	AF051334.1	NT	Homo sapiens ribirin (NBS) mRNA, complete cds
7005	19698	32752	0.73	5.0E-58	4885400	NT	Homo sapiens holochochrome c synthase (cytochrome c heme-lyase) (HCOS) mRNA
7869	20664	33691	7.69	5.0E-58	8922693	NT	Homo sapiens hypothetical protein FLJ10826 (FLJ10826), mRNA
8251	20945	34083	0.7	5.0E-58	AB046837.1	NT	Homo sapiens mRNA for KIAA1617 protein, partial cds
9239	21918	35089	0.68	5.0E-58	5231227	NT	Homo sapiens ribonuclease 6 precursor (RNASE6PL) mRNA
9239	21918	35090	0.68	5.0E-58	5231227	NT	Homo sapiens ribonuclease 6 precursor (RNASE6PL) mRNA
9757	22409	35614	0.88	5.0E-58	11430647	NT	Homo sapiens pre-mRNA splicing factor similar to S. cerevisiae Prp18 (PRP18), mRNA
10023	22871	35887	1.78	5.0E-58	AL163218.2	NT	Homo sapiens chromosome 21 segment HS21C018
10300	22947	36161	0.83	5.0E-58	AB014511.1	NT	Homo sapiens mRNA for KIAA0611 protein, partial cds
10300	22947	36162	0.83	5.0E-58	AB014511.1	NT	Homo sapiens mRNA for KIAA0611 protein, partial cds
11819	24405	37740	2.69	5.0E-58	11431079	NT	Homo sapiens chimerin (chimaerin) 1 (CHN1), mRNA
12071	25305		1.81	5.0E-58	11528293	NT	Homo sapiens cat eye syndrome chromosome region, candidate 1 (CECR1), mRNA
12512	26330		1.5	5.0E-58	11426423	NT	Homo sapiens acetyl-Coenzyme A carboxylase alpha (ACACA), mRNA
12732	25001		2.67	5.0E-58	11419177	NT	Homo sapiens Ran GTPase activating protein 1 (RANGAP1), mRNA
364	13162	25804	4.5	4.0E-58	4502302	NT	Homo sapiens ATP synthase, H+ transporting, mitochondrial F1 complex, O subunit (dligomydin sensitivity conferring protein) (ATP5O) mRNA
779	13551	26212	0.88	4.0E-58	4504634	NT	Homo sapiens interleukin 10 receptor, beta (IL10RB), mRNA
1452	14199	26883	1.09	4.0E-58	4503848	NT	Homo sapiens coagulation factor IX (plasma thromboplastic component, Christmas disease, hemophilia B) (F9) mRNA
2637	15349	28091	1.7	4.0E-58	U36261.1	NT	Human beta-prime-adaptin (BAM22) gene, exon 3
3318	16079	28729	1.03	4.0E-58	D16470.1	NT	Human mRNA, Xq terminal portion
3723	16476	29113	1.25	4.0E-58	5031660	NT	Homo sapiens EGF-like repeats and discoidin 1-like domains 3 (EDIL3), mRNA
11315	23974	37275	7.06	4.0E-58	11424059	NT	Homo sapiens ETB-65kDa-associated protein 5 (ETB-AP5), mRNA
326	13127		2.57	3.0E-58	R117979.1	EST_HUMAN	hg10e02.1 Scars infant brain 1N18 Homo sapiens cDNA clone IMAGE:31693 5'
1368	14116	26791	2.36	3.0E-58	4768981	NT	Homo sapiens peptide YY (PYY) mRNA
3174	15937	28585	2.78	3.0E-58	BF569848.1	EST_HUMAN	602185789F1 NIH_MGC_45 Homo sapiens cDNA clone IMAGE:4308943 5'
3174	15937	28586	2.78	3.0E-58	BF569848.1	EST_HUMAN	602185789F1 NIH_MGC_45 Homo sapiens cDNA clone IMAGE:4308943 5'
6167	18944	31915	0.63	3.0E-58	BE089509.1	EST_HUMAN	QV0-BT0702-170400-194-f09 BT0702 Homo sapiens cDNA
6352	19122	32114	1.43	3.0E-58	F07056.1	EST_HUMAN	HSC1T G081 Normalized Infant brain cDNA Homo sapiens cDNA clone c-1q08
6544	19309	32314	1.4	3.0E-58	AV712977.1	EST_HUMAN	AV712977 DCA Homo sapiens cDNA clone DCAAZG04 5'
919	13886	26350	11.9	2.0E-58	AF068824.1	NT	Homo sapiens 5-aminolevulinic acid synthase 2 (ALAS2) gene, complete cds

Page 322 of 536  
Table 4

Single Exon Probes Expressed in Brain

Probe SEQ ID NO:	Exon SEQ ID NO:	ORF SEQ ID NO:	Expression Signal	Most Similar (Top) Hit BLAST E Value	Top Hit Accession No.	Top Hit Database Source	Top Hit Descriptor
1267	14016		10	2.0E-58	BE208532.1	EST_HUMAN	ba08b07.y1 NIH_MGC_7 Homo sapiens cDNA clone IMAGE:2823733 5' similar to gb:X69391.60S RIBOSOMAL PROTEIN L6 (HUMAN); gb:XB1987 M.musculus mRNA for TAX responsive element binding protein (MOUSE);
5273	25066	30708	3.4	2.0E-58	BE907186.1	EST_HUMAN	601499961F1 NIH_MGC_70 Homo sapiens cDNA clone IMAGE:3901811 5'
5273	25065	30734	3.4	2.0E-58	BE907186.1	EST_HUMAN	601499961F1 NIH_MGC_70 Homo sapiens cDNA clone IMAGE:3901811 5'
5968	18748	31709	1.12	2.0E-58	BF513488.1	EST_HUMAN	U1-H-BW1-ams-g-11-0-U1.s1 NCI_CGAP_Sub7 Homo sapiens cDNA clone IMAGE:3071060 3'
6031	18811	31771	1.88	2.0E-58	A1124874.1	EST_HUMAN	am57e02.x1 Johnston frontal cortex Homo sapiens cDNA clone IMAGE:1539674 3' similar to WP:ZK328.1 CE050655 UBIQUITIN CONJUGATING ENZYME; RECOVERIN SUBFAMILY OF EF-HAND CALCIUM BINDING PROTEIN;
6062	18941	31803	0.8	2.0E-58	R92567.1	EST_HUMAN	yq08h06.r1 Soares fetal liver spleen 1NF1.S Homo sapiens cDNA clone IMAGE:186379 5'
6828	19489	32511	1.12	2.0E-58	A1291407.1	EST_HUMAN	gm84601.x1 NCI_CGAP_Lu5 Homo sapiens cDNA clone IMAGE:1895424 3'
7056	19747	32809	2.83	2.0E-58	AF134838.1	NT	Homo sapiens endocytic receptor Endo180 (ENDO180) mRNA, complete cds
7056	19747	32810	2.83	2.0E-58	AF134838.1	NT	Homo sapiens endocytic receptor Endo180 (ENDO180) mRNA, complete cds
10641	23332	36570	21.77	2.0E-58	BF307745.1	EST_HUMAN	601890812F1 NIH_MGC_17 Homo sapiens cDNA clone IMAGE:4131891 5'
10885	23565	38813	2.43	2.0E-58	AW872641.1	EST_HUMAN	nm25f08.x1 NCI_CGAP_Thy4 Homo sapiens cDNA clone IMAGE:3013671 3'
705	13480	26128	0.86	1.0E-58	M65134.1	NT	Human complement component C5 mRNA, 3'end
1046	13805	26464	2.41	1.0E-58	6274549	NT	Homo sapiens NADH dehydrogenase (ubiquinone) 1 beta subcomplex, 9 (22kD, B22) (NDUFB9), mRNA
1304	14053	26726	1.61	1.0E-58	AW957182.1	EST_HUMAN	EST1369252 MAGC resequences, MAGD Homo sapiens cDNA
1304	14053	26727	1.61	1.0E-58	AW957182.1	EST_HUMAN	EST1369252 MAGC resequences, MAGD Homo sapiens cDNA
1376	14124	26798	1.13	1.0E-58	AJ238093.1	NT	Homo sapiens partial AF-4 gene, exons 2 to 7 and Alu repeat elements
2805	15510	28251	2.37	1.0E-58	4759169	NT	Homo sapiens steroid regulatory element binding transcription factor 2 (SREBF2) mRNA
2834	14738	27462	1.6	1.0E-58	5174444	NT	Homo sapiens G protein-coupled receptor 69A (GPR69A) mRNA
3526	16282	28938	0.88	1.0E-58	4758081	NT	Homo sapiens chondroitin sulfate proteoglycan 2 (versican) (CSPG2) mRNA
3526	16282	28939	0.88	1.0E-58	4758081	NT	Homo sapiens chondroitin sulfate proteoglycan 2 (versican) (CSPG2) mRNA
4913	17641	30256	4.75	1.0E-58	A1141063.1	EST_HUMAN	oz43h01.x1 Soares_NhHMPu_S1 Homo sapiens cDNA clone IMAGE:1678129 5'
5761	18543	31465	1.31	1.0E-58	BE061860.1	EST_HUMAN	RC1-BT0254-280100-015-e01 BT0254 Homo sapiens cDNA
6764	19508	32533	0.8	1.0E-58	11422031	NT	Homo sapiens hypothetical protein (LOC51260), mRNA
8013	20708		0.5	1.0E-58	AW973537.1	EST_HUMAN	EST1365637 MAGC resequences, MAGM Homo sapiens cDNA
8798	21460	34609	0.66	1.0E-58	4605314	NT	Homo sapiens myomesin (M-protein) 2 (185kD) (MYOM2), mRNA
8880	21571	34714	0.91	1.0E-58	AV751001.1	EST_HUMAN	AV751001 NPC Homo sapiens cDNA clone NPCACH08 5'
8978	21669	34818	0.66	1.0E-58	AA412397.1	EST_HUMAN	z89f05.r1 Soares_testis_NHT Homo sapiens cDNA clone IMAGE:730497 5'
8978	21669	34819	0.66	1.0E-58	AA412397.1	EST_HUMAN	z89f05.r1 Soares_testis_NHT Homo sapiens cDNA clone IMAGE:730497 5'
10086	22734	35949	1.21	1.0E-58	11432894	NT	Homo sapiens discs, large (Drosophila) homolog 2 (chapsyn-110) (DLG2), mRNA



Page 323 of 536  
Table 4

Single Exon Probes Expressed in Brain

Probe SEQ ID NO:	Exon SEQ ID NO:	ORF SEQ ID NO:	Expression Signal	Most Similar (Top) Hit BLAST E Value	Top Hit Accession No.	Top Hit Database Source	Top Hit Descriptor
11780	24371		2.11	1.0E-58	X63392.1	NT	H.sapiens immunoglobulin kappa light chain variable region L14
11816	24404	37739	1.57	1.0E-58	D61405.1	NT	Human MSH3 gene, exon10
2225	14953	27691	29.49	8.0E-59	4507378	NT	Homo sapiens TATA box binding protein (TBP) mRNA
8080	20774	33904	2.49	8.0E-59	A1761963.1	EST_HUMAN	wh50d06.x1 NCI_CGAP_Kid11 Homo sapiens cDNA clone IMAGE:2384471 3'
173	15536		1.74	6.0E-59	BF035327.1	EST_HUMAN	801498531F1 NIH_MGC_68 Homo sapiens cDNA clone IMAGE:3862086 5'
8144	20838	33970	0.61	6.0E-59	A1750970.1	EST_HUMAN	cn06h02.y1 Normal Human Trabecular Bone Cells Homo sapiens cDNA clone NHTBC_cn06h02 random
1748	14490	27189	1.32	5.0E-59	AW157281.1	EST_HUMAN	au83h05.x1 Schneider fetal brain 00004 Homo sapiens cDNA clone IMAGE:2783865 3' similar to TR:078786 O75786 GANGLIOSIDE-INDUCED DIFFERENTIATION ASSOCIATED PROTEIN 1. ;
1748	14490	27190	1.32	6.0E-59	AW157281.1	EST_HUMAN	au83h05.x1 Schneider fetal brain 00004 Homo sapiens cDNA clone IMAGE:2783865 3' similar to TR:078786 O75786 GANGLIOSIDE-INDUCED DIFFERENTIATION ASSOCIATED PROTEIN 1. ;
3124	15889	28530	6.98	5.0E-59	A807484.1	EST_HUMAN	wf48c11.x1 Scores_NFL_T_GBC_S1 Homo sapiens cDNA clone IMAGE:23586836 3'
4610	17345	29978	6.55	5.0E-59	X83497.1	NT	H.sapiens DNA for ZNF80-linked ERV9 long terminal repeat
6892	17988	30526	7.5	5.0E-59	AW162304.1	EST_HUMAN	au66c07.x1 Schneider fetal brain 00004 Homo sapiens cDNA clone IMAGE:2781228 3' similar to contains element TAR1 repetitive element ;
8705	21397	34544	1.04	5.0E-59	11421778	NT	Homo sapiens polymerase (RNA) III (DNA directed) (39KD) (RPC39), mRNA
9604	22257	35443	1.62	6.0E-59	AV762869.1	EST_HUMAN	AV762869 MDS Homo sapiens cDNA clone MDSEIC12 5'
10923	23506	36745	3.78	5.0E-59	11434908	NT	Homo sapiens hypothetical protein (LOC57149), mRNA
776	13548	26210	1.56	4.0E-59	D80006.1	NT	Human mRNA for KIAA0184 gene, partial cds
5450	18249	31138	1.03	4.0E-59	11034810	NT	Homo sapiens catenin (cadherin-associated protein), delta 2 (neural plakophilin-related arm-repeat protein) (CTNND2), mRNA
12203	25238		1.91	4.0E-59	AF057720.1	NT	Homo sapiens 17-beta-hydroxysteroid dehydrogenase IV (HSD17B4) gene, promoter region and exon 1
9	12936		6.13	3.0E-59	AW985524.1	EST_HUMAN	EST377582 MAGE resequences, MAGI Homo sapiens cDNA
219	13030	25686	4.58	3.0E-59	7662247	NT	Homo sapiens KIAA0680 gene product (KIAA0680), mRNA
1705	14448	27147	8.2	3.0E-59	4505860	NT	Homo sapiens plasminogen activator, tissue (PLATE) mRNA
1706	14448	27148	8.2	3.0E-59	4505860	NT	Homo sapiens plasminogen activator, tissue (PLATE) mRNA
2125	14856	27585	5.59	3.0E-59	AB029035.1	NT	Homo sapiens mRNA for KIAA1112 protein, partial cds
2125	14856	27586	5.59	3.0E-59	AB029035.1	NT	Homo sapiens mRNA for KIAA1112 protein, partial cds
3126	15891	28634	3.77	3.0E-59	4502014	NT	Homo sapiens A kinase (PRKA) anchor protein 1 (AKAP1), mRNA
3126	15891	28635	3.77	3.0E-59	4502014	NT	Homo sapiens A kinase (PRKA) anchor protein 1 (AKAP1), mRNA
3805	16557	29189	1.45	3.0E-59	4508044	NT	Homo sapiens zona pellucida glycoprotein 2 (sperm receptor) (ZP2) mRNA
4638	17372	30007	0.98	3.0E-59	AL163284.2	NT	Homo sapiens chromosome 21 segment HS21C084
4738	17470	30107	0.92	3.0E-59	4756329	NT	Homo sapiens Testis-specific XK-related protein on Y (XKRY) mRNA

Page 324 of 536  
Table 4  
Single Exon Probes Expressed in Brain

Probe SEQ ID NO:	Exon SEQ ID NO:	ORF SEQ ID NO:	Expression Signal	Most Similar (Top) Hit BLAST E Value	Top Hit Accession No.	Top Hit Database Source	Top Hit Descriptor
4789	17620	30143	1.57	3.0E-59	7427522	NT	Homo sapiens protein tyrosine phosphatase, receptor type, T (PTPRT), mRNA
4990	17713		0.97	3.0E-59	M95961.1	NT	Human prohormone converting enzyme (NEC2) gene, exon 2
6126	18904	31872	2.12	3.0E-59	8924074	NT	Homo sapiens hypothetical protein PRO1741 (PRO1741), mRNA
7269	19943	33020	1.94	3.0E-59	5454137	NT	Homo sapiens nuclear receptor co-repressor 1 (NGOR1), mRNA
7832	20527	33653	1.16	3.0E-59	X12556.1	NT	Human mRNA for dbi proto-oncogene
7832	20527	33654	1.16	3.0E-59	X12556.1	NT	Human mRNA for dbi proto-oncogene
8944	22692	35794	0.87	3.0E-59	X70251.1	NT	H. sapiens CKII-alpha gene
8944	22692	35795	0.87	3.0E-59	X70251.1	NT	H. sapiens CKII-alpha gene
12327	24746		6.04	3.0E-59	11417866	NT	Homo sapiens gamma-glutamyltransferase-like activity 1 (GGTLA1), mRNA
7693	20357		0.71	2.0E-59	BF373329.1	EST_HUMAN	MRO-FT0144-250700-002-at10 FT0144 Homo sapiens cDNA
8537	22180		6.32	2.0E-59	AA309774.1	EST_HUMAN	EST180693 Jurkat T-cells V Homo sapiens cDNA 5' end
10425	23071		1.19	2.0E-59	BF365554.1	EST_HUMAN	RCO-NT0036-100700-032-at07 NT0036 Homo sapiens cDNA
10734	23421	36683	2.6	2.0E-59	AW410698.1	EST_HUMAN	fh07h04.x1 NIH_MGC_17 Homo sapiens cDNA clone IMAGE:2961654 5'
10734	23421	36664	2.6	2.0E-59	AW410698.1	EST_HUMAN	fh07h04.x1 NIH_MGC_17 Homo sapiens cDNA clone IMAGE:2961654 5'
11311	23970	37274	1.31	2.0E-59	H61604.1	EST_HUMAN	yr49h09.r1 Soares fetal liver spleen 1NFLS Homo sapiens cDNA clone IMAGE:208673 5' similar to SP-POL_FENV1 P31792 POL:POLYPROTEIN;
12091	24595	31126	2.83	2.0E-59	A1631809.1	EST_HUMAN	ws36c12.x1 NCI_CGAP_Kid11 Homo sapiens cDNA clone IMAGE:2300182 3' similar to TR:Q86542
12605	25283	30719	4.65	2.0E-59	L11645.1	EST_HUMAN	Q86542 RTL-H PROTEIN. ;contains LTR7.b1 LTR7 repetitive element;
159	12974		3.03	1.0E-59	BE296411.1	EST_HUMAN	Homo sapiens alpha-tubulin mRNA, complete cds
1629	14276	26864	0.93	1.0E-59	T92522.1	EST_HUMAN	601176757FT NIH_MGC_17 Homo sapiens cDNA clone IMAGE:3631927 6'
2412	15133	27670	1.19	1.0E-59	D11456.2	NT	ye25c09.r1 Stratagene lung (#937210) Homo sapiens cDNA clone IMAGE:118768 5' similar to SP:S21348
2412	15133	27671	1.19	1.0E-59	D11456.2	NT	S21348 HYPOTHETICAL PROTEIN 4 - ;
2623	15395		2.47	1.0E-59	AA748488.1	EST_HUMAN	Homo sapiens Xdha mRNA for xanthine dehydrogenase, complete cds
7462	20135	33227	1.08	1.0E-59	AJ130894.1	NT	oe66h11.s1 NCI_CGAP_GCB1 Homo sapiens cDNA clone IMAGE:1308029 3' similar to TR:Q13537
7617	20283	33392	0.97	1.0E-59	BE256814.1	EST_HUMAN	Homo sapiens mRNA for transcription factor
7617	20283	33393	0.97	1.0E-59	BE256814.1	EST_HUMAN	601111951FT NIH_MGC_16 Homo sapiens cDNA clone IMAGE:3352692 5'
9285	22039	35210	0.86	1.0E-59	11418630	NT	601111951FT NIH_MGC_16 Homo sapiens cDNA clone IMAGE:3352692 5'
9804	22157	35337	0.54	1.0E-59	11428849	NT	Homo sapiens zinc finger protein 276 (ZNF276), mRNA
9804	22157	35338	0.54	1.0E-59	11428849	NT	Homo sapiens 3-hydroxyisobutyryl-Coenzyme A hydrolase (HIBCH), mRNA
10760	20135	33227	12.88	1.0E-59	AJ130894.1	NT	Homo sapiens 3-hydroxyisobutyryl-Coenzyme A hydrolase (HIBCH), mRNA
747	13520	26178	0.85	8.0E-60	AW977845.1	EST_HUMAN	Homo sapiens mRNA for transcription factor
							EST369849 IMAGE resequences, MAGO Homo sapiens cDNA

Single Exon Probes Expressed in Brain

Probe SEQ ID NO:	Exon SEQ ID NO:	ORF SEQ ID NO:	Expression Signal	Most Similar (Top) Hit BLAST E Value	Top Hit Accession No.	Top Hit Database Source	Top Hit Descriptor
1455	14202	26886	2.65	8.0E-60	4769189	NT	Homo sapiens small nuclear ribonucleoprotein D3 polypeptide (18kD) (SNRPD3) mRNA
2169	14898	27632	3.6	8.0E-60	5174656	NT	Homo sapiens differentiation-related gene 1 (nickel-specific induction protein) (RTP) mRNA
2169	14898	27633	3.6	8.0E-60	5174656	NT	Homo sapiens differentiation-related gene 1 (nickel-specific induction protein) (RTP) mRNA
5992	18677	31623	1.12	8.0E-60	AB029004.1	NT	Homo sapiens mRNA for KIAA1081 protein, partial cds
6411	19179	32178	1.07	8.0E-60	S83182.1	NT	hyaluronan-binding protein-hepatocyte growth factor activator homolog [human, plasma, mRNA, 2408 nt]
7696	20284	33372	1.07	8.0E-60	11420841	NT	Homo sapiens phosphate cytidylyltransferase 1, choline, beta isoform (PCYT1B), mRNA
7696	20560	33687	2.28	8.0E-60	X17033.1	NT	Human mRNA for integrin alpha-2 subunit
8837	21529	34875	2.6	8.0E-60	11428949	NT	Homo sapiens S-antigen; retina and pineal gland (arrestin) (SAG), mRNA
8371	21846	35118	0.96	8.0E-60	11417118	NT	Homo sapiens KIAA0433 protein (KIAA0433), mRNA
9371	21846	35119	0.96	8.0E-60	11417118	NT	Homo sapiens KIAA0433 protein (KIAA0433), mRNA
10473	23119	36348	0.59	8.0E-60	5453997	NT	Homo sapiens RAN binding protein 7 (RANBP7), mRNA
10736	23423	36666	6.36	8.0E-60	AL163204.2	NT	Homo sapiens chromosome 21 segment HS21C004
10736	23423	36667	6.36	8.0E-60	AL163204.2	NT	Homo sapiens chromosome 21 segment HS21C004
737	13511	26169	3.61	7.0E-60	AF055086.1	NT	Homo sapiens MHC class 1 region
738	13511	26169	17.82	7.0E-60	AF055086.1	NT	Homo sapiens MHC class 1 region
796	13598	26228	0.98	7.0E-60	4504634	NT	Homo sapiens interleukin 10 receptor, beta (IL10RB), mRNA
2124	14855	27684	1.08	7.0E-60	AF077188.1	NT	Homo sapiens cullin 4A (CUL4A) mRNA, complete cds
2788	15493	28233	1.53	7.0E-60	AB011153.1	NT	Homo sapiens mRNA for KIAA0581 protein, partial cds
4158	16898	26627	2.56	7.0E-60	4505488	NT	Homo sapiens ornithine decarboxylase 1 (ODC1) mRNA
9307	21974	35149	4.02	7.0E-60	H58041.1	EST_HUMAN	yt1204.r1 Soares fetal liver spleen 1NFLS Homo sapiens cDNA clone IMAGE:205087 5' similar to contains LTR5 repetitive element;
11397	24027	37331	2.11	7.0E-60	H58041.1	EST_HUMAN	yt1204.r1 Soares fetal liver spleen 1NFLS Homo sapiens cDNA clone IMAGE:205087 5' similar to contains LTR5 repetitive element;
2177	14906	27639	1.08	6.0E-60	BE984974.2	EST_HUMAN	601668751R1 NIH_MGC_69 Homo sapiens cDNA clone IMAGE:3886089 3'
8336	21029		10.5	6.0E-60	H62456.1	EST_HUMAN	yt78r109.r1 Soares fetal liver spleen 1NFLS Homo sapiens cDNA clone IMAGE:201963 5' similar to contains OFR repetitive element;
82	12908	25545	2.29	5.0E-60	AI807917.1	EST_HUMAN	wf52c07.x1 Soares NFL_T_GBC_S1 Homo sapiens cDNA clone IMAGE:2359212 3'
82	12908	25546	2.29	5.0E-60	AI807917.1	EST_HUMAN	wf52c07.x1 Soares NFL_T_GBC_S1 Homo sapiens cDNA clone IMAGE:2359212 3'
2972	16738		1.27	4.0E-60	AA289037.1	EST_HUMAN	EST11498 Uterus Homo sapiens cDNA, 5' end similar to similar to retrovirus-related pol
7253	19837	33012	0.89	4.0E-60	BF196068.1	EST_HUMAN	hr81f05.x1 NCL_CGAP_Kid11 Homo sapiens cDNA clone IMAGE:3134813 3' similar to SW:RHOP_MOUSE
9024	21714		0.68	4.0E-60	AL163278.2	NT	Q61085 GTP-RHO BINDING PROTEIN 1;
11267	23929	37219	1.29	4.0E-60	11433597	NT	Homo sapiens chromosome 21 segment HS21C078
							Homo sapiens v-raf-1 murine leukemia viral oncogene homolog 1 (RAF-1), mRNA

Page 326 of 536  
Table 4

Single Exon Probes Expressed In Brain

Probe SEQ ID NO:	Exon SEQ ID NO:	ORF SEQ ID NO:	Expression Signal	Most Similar (Top) Hit BLAST E Value	Top Hit Accession No.	Top Hit Database Source	Top Hit Descriptor
11267	23928	37220	1.29	4.0E-60	11433597	NT	Homo sapiens v-raf-1 murine leukemia viral oncogene homolog 1 (RAF1), mRNA
1852	14890	27305	4.44	3.0E-60	BE56281.1	EST_HUMAN	601336448F1 NIH_MGC_44 Homo sapiens cDNA clone IMAGE:3680395 5'
1852	14890	27306	4.44	3.0E-60	BE56281.1	EST_HUMAN	601336448F1 NIH_MGC_44 Homo sapiens cDNA clone IMAGE:3680395 5'
1862	14800		1.92	3.0E-60	6031190	NT	Homo sapiens prohibitin (PHB) mRNA
4424	17160	29780	1.94	3.0E-60	AJ271735.1	NT	Homo sapiens Xg pseudautosomal region; segment 1/2
5294	18099	30758	0.57	3.0E-60	BF365143.1	EST_HUMAN	QV4-NN1149-250900-423-401 NN1149 Homo sapiens cDNA
5554	18351	31260	2.12	3.0E-60	AW836198.1	EST_HUMAN	RC3-L10023-200100-012-401 L10023 Homo sapiens cDNA
6856	17933	30569	1	3.0E-60	A1792814.1	EST_HUMAN	cl60r11.y5 NCL_CGAP_K143 Homo sapiens cDNA clone IMAGE:1534053 5' similar to SW:JDP_MOUSE.P52624 URIDINE PHOSPHORYLASE ;
8301	20995	34132	4.97	3.0E-60	5174644	NT	Homo sapiens proline dehydrogenase (proline oxidase) (PRODH) mRNA
8301	20995	34133	4.97	3.0E-60	5174644	NT	Homo sapiens proline dehydrogenase (proline oxidase) (PRODH) mRNA
8482	21174	34319	0.51	3.0E-60	A1040235.1	EST_HUMAN	ox56d09.x1 Soares_NihHMPu_S1 Homo sapiens cDNA clone IMAGE:1660337 3' similar to SW:FORM_MOUSE Q05860 FORMIN ;
8641	21333	34477	4.32	3.0E-60	5174644	NT	Homo sapiens proline dehydrogenase (proline oxidase) (PRODH) mRNA
8659	22212	35398	0.47	3.0E-60	BF102812.1	EST_HUMAN	601846227F1 NIH_MGC_60 Homo sapiens cDNA clone IMAGE:3930990 5'
11162	23929	37107	1.26	3.0E-60	11427120	NT	Homo sapiens OGI-152 protein (LOC57130), mRNA
11162	23929	37108	1.26	3.0E-60	11427120	NT	Homo sapiens OGI-152 protein (LOC57130), mRNA
12686	25297		2.06	3.0E-60	AA485286.1	EST_HUMAN	ab07h04.r1 Stragene lung (#937210) Homo sapiens cDNA clone IMAGE:840151 5' similar to contains LTR10.t1 LTR10 repetitive element ;
29	12857	25474	3.63	2.0E-60	AY008285.1	NT	Homo sapiens solute carrier (SLC25A18) mRNA, complete cds; nuclear gene for mitochondrial product
1404	14151	28831	7.35	2.0E-60	Z11694.1	NT	H. sapiens 41kDa protein kinase related to rat ERK2
1715	14458	27155	1.29	2.0E-60	M24603.1	NT	Human bcr protein mRNA, 5' end
1724	14467	27168	1.59	2.0E-60	AY008285.1	NT	Homo sapiens solute carrier (SLC25A18) mRNA, complete cds; nuclear gene for mitochondrial product
2714	15421	28160	1.06	2.0E-60	AW978005.1	EST_HUMAN	EST390114 MAGE resequences, MAGO Homo sapiens cDNA
3566	16321	28969	0.69	2.0E-60	4757867	NT	Homo sapiens v-raf murine sarcoma viral oncogene homolog B1 (BRAF) mRNA
3895	16845	29285	0.73	2.0E-60	AF231919.1	NT	Homo sapiens chromosome 21 unknown mRNA
6208	18983	31862	0.86	2.0E-60	A1791962.1	EST_HUMAN	nn01ff12.y5 NCL_CGAP_C08 Homo sapiens cDNA clone IMAGE:1076495 5' similar to contains THR.t1 THR repetitive element ;
6400	19169	32168	1.87	2.0E-60	AF004877.1	NT	Homo sapiens pro-alpha 2(I) collagen (COL1A2) gene, complete cds
6615	16378	32393	0.86	2.0E-60	AF157476.1	NT	Homo sapiens DNA polymerase zeta catalytic subunit (REV3) mRNA, complete cds
6750	17919	30583	2.43	2.0E-60	4503044	NT	Homo sapiens corticotropin releasing hormone receptor 2 (CRHR2) mRNA
6750	17919	30584	2.43	2.0E-60	4503044	NT	Homo sapiens corticotropin releasing hormone receptor 2 (CRHR2) mRNA

Page 327 of 536  
Table 4  
Single Exon Probes Expressed in Brain

Probe SEQ ID NO:	Exon SEQ ID NO:	ORF SEQ ID NO:	Expression Signal	Most Similar (Top) Hit BLAST E Value	Top Hit Accession No.	Top Hit Database Source	Top Hit Descriptor
7010	19702	32757	2.73	2.0E-60	AA311169.1	EST_HUMAN	EST181949 Jurkat T-cells V Homo sapiens cDNA 5' end similar to prothymosin, alpha
7010	19702	32758	2.73	2.0E-60	AA311159.1	EST_HUMAN	EST181949 Jurkat T-cells V Homo sapiens cDNA 5' end similar to prothymosin, alpha
7124	19812	32860	0.59	2.0E-60	AK08124.1	EST_HUMAN	U23d09.x1 NCI_CGAP_Kid12 Homo sapiens cDNA clone IMAGE:2055185 3' similar to SW:GALR_RAT
7532	20202	BF512808.1	0.78	2.0E-60	BF512808.1	EST_HUMAN	Q62805 GALANIN RECEPTOR ;
7904	20599	33729	0.84	2.0E-60	X85597.1	EST_HUMAN	UJH-BW1-amu-c-02-0-UJ.s1 NCI_CGAP_Sub7 Homo sapiens cDNA clone IMAGE:3071210 3'
8766	21468	34608	3.01	2.0E-60	L36033.1	NT	HS15BEST human adult testis Homo sapiens cDNA clone CAM_TEST15
9878	22528	35724	2.29	2.0E-60	11991659	NT	Human pre-B cell stimulating factor homologue (SDF1b) mRNA, complete cds
9878	22528	35725	2.29	2.0E-60	11991659	NT	Homo sapiens sema domain, transmembrane domain (TM), and cytoplasmic domain, (semaphorin) 6A (SEMA6A), mRNA
11448	23216	36448	1.93	2.0E-60	11434729	NT	Homo sapiens sema domain, transmembrane domain (TM), and cytoplasmic domain, (semaphorin) 6A (SEMA6A), mRNA
11809	24398	37732	1.8	2.0E-60	BF530674.1	EST_HUMAN	Homo sapiens ribosomal protein S6 kinase, 90kD, polypeptide 5 (RPS9KA5), mRNA
11809	24398	37733	1.8	2.0E-60	BF530674.1	EST_HUMAN	602071973F1 NCI_CGAP_Bm67 Homo sapiens cDNA clone IMAGE:4214683 5'
12394	24767		3.02	2.0E-60	11418192	NT	602071973F1 NCI_CGAP_Bm67 Homo sapiens cDNA clone IMAGE:4214683 5'
12494	25228		1.93	2.0E-60	AF068757.1	NT	Homo sapiens non-histone chromosome protein 2 (S. cerevisiae)-like 1 (NHP2L1), mRNA
12496	24851		2.34	2.0E-60	11419068	NT	Homo sapiens somatostatin receptor subtype 3 (SSTR3) gene, 5' flanking region and partial cds
12510	24862		1.77	2.0E-60	AB011399.1	NT	Homo sapiens similar to HSPC022 protein (H. sapiens) (LOC63604), mRNA
3882	16632	28271	1.13	1.0E-60	BE179586.1	EST_HUMAN	Homo sapiens gene for AF-8, complete cds
4901	17628	30245	1.16	1.0E-60	AU143389.1	EST_HUMAN	PM3-HT0605-270200-001-e08 HT0605 Homo sapiens cDNA
7848	20643	33671	0.91	1.0E-60	BE064410.1	EST_HUMAN	AU143389 Y79AA1 Homo sapiens cDNA clone Y79AA1001854 5'
8653	21345		3.46	1.0E-60	AA244041.1	EST_HUMAN	Homo sapiens chromosome 21 segment HS21C085
8681	21373	34517	1.41	1.0E-60	AV754081.1	EST_HUMAN	RC4-BT0311-141189-011-h06 BT0311 Homo sapiens cDNA
1077	15385	26493	2.21	9.0E-61	AU119344.1	EST_HUMAN	nc04e12.t1 NCI_CGAP_P11 Homo sapiens cDNA clone IMAGE:1007182 similar to contains L.1.t1 L1 repetitive element ;
2676	15385	28128	1.16	8.0E-61	AW006478.1	EST_HUMAN	AV754081 TP Homo sapiens cDNA clone TPGAED05 5'
2676	15385	28127	1.16	8.0E-61	AW006478.1	EST_HUMAN	AU119344 HEMBA1 Homo sapiens cDNA clone HEMBA1005583 5'
2951	15717		1.53	8.0E-61	X57147.1	NT	wf05b10.x1 NCI_CGAP_Co3 Homo sapiens cDNA clone IMAGE:2506655 3'
7796	20491	33614	1.05	8.0E-61	AA583968.1	EST_HUMAN	wf05b10.x1 NCI_CGAP_Co3 Homo sapiens cDNA clone IMAGE:2506655 3'
124	12941	25583	1.97	7.0E-61	7706670	NT	Human endogenous retrovirus pHE.1 (ERV9)
124	12941	25584	1.97	7.0E-61	7706670	NT	nm59g06.s1 NCI_CGAP_Ler1 Homo sapiens cDNA clone IMAGE:1088218 3'
125	12941	25583	2.98	7.0E-61	7706670	NT	Homo sapiens PXR2b protein (PXR2b), mRNA
125	12941	25584	2.98	7.0E-61	7706670	NT	Homo sapiens PXR2b protein (PXR2b), mRNA

Single Exon Probes Expressed in Brain

Probe SEQ ID NO:	Exon SEQ ID NO:	ORF SEQ ID NO:	Expression Signal	Most Similar (Top) Hit BLAST E Value	Top Hit Accession No.	Top Hit Database Source	Top Hit Descriptor
5034	12941	25583	1.04	7.0E-61	7706670	NT	Homo sapiens PXR2b protein (PXR2b), mRNA
5034	12941	25584	1.04	7.0E-61	7706670	NT	Homo sapiens PXR2b protein (PXR2b), mRNA
259	13067	25705	2.95	6.0E-61	BE409310.1	EST_HUMAN	601300938F1 NIH_MGC_21 Homo sapiens cDNA clone IMAGE:3635480 5'
763	13565	26226	1.62	6.0E-61	BE409310.1	EST_HUMAN	601300938F1 NIH_MGC_21 Homo sapiens cDNA clone IMAGE:3635480 5'
1288	14047	26719	15	6.0E-61	AF119860.1	NT	Homo sapiens PRO2014 mRNA, complete cds
1626	14372	27061	0.97	6.0E-61	BE257400.1	EST_HUMAN	601109238F1 NIH_MGC_18 Homo sapiens cDNA clone IMAGE:3350145 5'
1643	14389	27078	2.63	6.0E-61	AA596033.1	EST_HUMAN	m66h09.s1 NCI_CGAP_Lar1 Homo sapiens cDNA clone IMAGE:1088897 3'
2123	14854	27583	1.58	6.0E-61	AY008285.1	NT	Homo sapiens solute carrier (SLC25A18) mRNA, complete cds; nuclear gene for mitochondrial product
3301	16053	28711	9.37	6.0E-61	AU130689.1	EST_HUMAN	AU130689 NT2RP3 Homo sapiens cDNA clone NT2RP3001263 5'
9941	18723	31682	3.37	6.0E-61	S79249.1	NT	Ig-beta/B29=CD78b (alternatively spliced) [human, B cells, mRNA Partial, 375 nt]
7242	19927	33003	1.82	6.0E-61	U24498.1	NT	Human autosomal dominant polycystic kidney disease protein 1 (PKD1) gene
7518	20169	33282	1.87	6.0E-61	AF035737.1	NT	Homo sapiens general transcription factor 2-(GTF2) mRNA, complete cds
11474	24075	37384	1.35	6.0E-61	AF090386.1	NT	Homo sapiens napsin A mRNA, complete cds
11474	24075	37385	1.35	6.0E-61	AF090386.1	NT	Homo sapiens napsin A mRNA, complete cds
12265	13565	26226	1.62	6.0E-61	BE409310.1	EST_HUMAN	601300938F1 NIH_MGC_21 Homo sapiens cDNA clone IMAGE:3635480 5'
360	13149	25789	1.73	5.0E-61	4507500	NT	Homo sapiens T-cell lymphoma invasion and metastasis 1 (TIAM1) mRNA
1674	14419	27112	2.22	5.0E-61	4506008	NT	Homo sapiens protein phosphatase 1, regulatory subunit 10 (PPP1R10) mRNA
3032	15798	28444	2.56	5.0E-61	AL163279.2	NT	Homo sapiens chromosome 21 segment HS21C079
3183	15956	28608	3.27	5.0E-61	4502166	NT	Homo sapiens amyloid beta (A4) precursor protein (protease nexin-II, Alzheimer disease) (APP), mRNA
3963	16712		1.78	5.0E-61	AJ229041.1	NT	Homo sapiens 959 kb contig between AML1 and CBR1 on chromosome 21q22; segment 1/3
4941	13149	25789	1.07	5.0E-61	4507500	NT	Homo sapiens T-cell lymphoma invasion and metastasis 1 (TIAM1) mRNA
5080	17789	30416	3.38	5.0E-61	4502286	NT	Homo sapiens ATPase, Ca++ transporting, plasma membrane 1 (ATP2B1) mRNA
6726	18517	31438	0.87	4.0E-61	7661637	NT	Homo sapiens DKFZP668B023 protein (DKFZP668B023), mRNA
12068	24582		3.51	4.0E-61	AV731140.1	EST_HUMAN	AV731140 HTF Homo sapiens cDNA clone HTFARB01 5'
8320	21013	34151	0.69	3.0E-61	AF150190.1	EST_HUMAN	AF150190 Human mRNA from cd34+ stem cells Homo sapiens cDNA clone CBDAGB04
8596	21288	34427	0.64	3.0E-61	AA301233.1	EST_HUMAN	EST14323 Testis tumor Homo sapiens cDNA 5' end
8596	21288	34428	0.64	3.0E-61	AA301233.1	EST_HUMAN	EST14323 Testis tumor Homo sapiens cDNA 5' end
486	13271	25906	1.52	2.0E-61	8922829	NT	Homo sapiens hypothetical protein FLJ11028 (FLJ11028), mRNA
1180	13942	26607	0.82	2.0E-61	BE168410.1	EST_HUMAN	QV3-HT0513-060400-147-d01 HT0513 Homo sapiens cDNA
1190	13942	26608	0.82	2.0E-61	BE168410.1	EST_HUMAN	QV3-HT0513-060400-147-d01 HT0513 Homo sapiens cDNA
1660	14406	27097	1	2.0E-61	IN53039.1	EST_HUMAN	y63d11.s1 Soares fetal liver spleen 1NFS Homo sapiens cDNA clone IMAGE:246453 3' similar to gbL25444 60S RIBOSOMAL PROTEIN L35A (HUMAN);

Table 4

Single Exon Probes Expressed in Brain

Probe SEQ ID NO:	Exon SEQ ID NO:	ORF SEQ ID NO:	Expression Signal	Most Similar (Top) Hit BLAST E Value	Top Hit Accession No.	Top Hit Database Source	Top Hit Descriptor
2647	15357		1.04	2.0E-61	N99397.1	EST_HUMAN	y03f11.r1 Scapes melanocyte 2NHM Homo sapiens cDNA clone IMAGE:270189 5'
6332	19102	32090	0.98	2.0E-61	11426166	NT	Homo sapiens ATPase, H+ transporting, lysosomal (vacuolar probin pump) non-catalytic accessory protein 1A (110/116kD) (ATP6N1A), mRNA
8913	21604	34748	0.98	2.0E-61	AV694317.1	EST_HUMAN	AV694317 GKC Homo sapiens cDNA clone GKCELG06 5'
9482	22012		0.89	2.0E-61	AB011108.1	NT	Homo sapiens mRNA for KIAA0536 protein, partial cds
9822	22473	35676	1.67	2.0E-61	AW500256.1	EST_HUMAN	UI-HF-BN0-akt-f-12-Q-UJ.r1 NIH_MGC_50 Homo sapiens cDNA clone IMAGE:3076774 5'
10160	22798	36014	2.3	2.0E-61	11421778	NT	Homo sapiens polymerase (RNA) III (DNA directed) (39kD) (RPC39), mRNA
10789	23482		1.81	2.0E-61	11419729	NT	Homo sapiens ribosomal protein L44 (RPL44), mRNA
756	13528	26188	1.11	1.0E-61	5453829	NT	Homo sapiens origin recognition complex, subunit 2 (yeast homolog)-like (ORC2L) mRNA
1851	14586	27304	3.71	1.0E-61	6009983	NT	Homo sapiens zona pellucida glycoprotein 3A (sperm receptor) (ZP3A), mRNA
2193	14922	27656	1.42	1.0E-61	AW827281.1	EST_HUMAN	xn11b09.y1 NCL_CGAP_L16 Homo sapiens cDNA clone IMAGE:2693369 5' similar to contains element MSR1 repetitive element:
2839	16607	28267	1.47	1.0E-61	BE386363.1	EST_HUMAN	601273513F1 NIH_MGC_20 Homo sapiens cDNA clone IMAGE:3614667 5'
3389	16128	28786	0.86	1.0E-61	7662319	NT	Homo sapiens KIAA0808 gene product (KIAA0808), mRNA
3715	16468	29106	1.2	1.0E-61	BE174465.1	EST_HUMAN	QV2-HT0577-140300-077-g06 HT0577 Homo sapiens cDNA
4407	17144	29773	0.81	1.0E-61	4756249	NT	Homo sapiens TRAF family member-associated NFKB activator (TANK) mRNA
4407	17144	29774	0.81	1.0E-61	4759249	NT	Homo sapiens TRAF family member-associated NFKB activator (TANK) mRNA
4804	17535	30157	8.11	1.0E-61	AW298181.1	EST_HUMAN	UI-H-BW0-ajt-b-08-Q-UJ.s1 NCL_CGAP_Sub6 Homo sapiens cDNA clone IMAGE:2732871 3'
4804	17535	30158	8.11	1.0E-61	AW298181.1	EST_HUMAN	UI-H-BW0-ajt-b-08-Q-UJ.s1 NCL_CGAP_Sub6 Homo sapiens cDNA clone IMAGE:2732871 3'
4905	17632	30247	0.75	1.0E-61	AL163210.2	NT	Homo sapiens chromosome 21 segment HS21C010
5309	18114	30772	1.62	1.0E-61	M76423.1	NT	H.sapiens carbonic anhydrase VII (CA VII) gene, exons 4,5,6, and 7, and complete cds
5603	18398	31310	0.79	1.0E-61	7662303	NT	Homo sapiens KIAA0783 gene product (KIAA0783), mRNA
5793	18584	31511	1.29	1.0E-61	11416891	NT	Homo sapiens survival of motor neuron 1, telomeric (SMN1), mRNA
6800	19481	32482	7.11	1.0E-61	M30135.1	NT	Human P40 T-cell and mast cell growth factor (hP40) gene, complete cds
6991	19684	32732	0.67	1.0E-61	4759171	NT	Homo sapiens SC35-interacting protein 1 (SRRP129), mRNA
7091	19780	32845	1.42	1.0E-61	8923130	NT	Homo sapiens hypothetical protein FLJ20128 (FLJ20128), mRNA
7091	19780	32846	1.42	1.0E-61	8923130	NT	Homo sapiens hypothetical protein FLJ20128 (FLJ20128), mRNA
8033	20728	33861	3	1.0E-61	11034840	NT	Homo sapiens growth hormone releasing hormone (GHRH), mRNA
8212	20806	34041	3.06	1.0E-61	AF224699.1	NT	Homo sapiens mannosidase, beta A, lysosomal (MANBA) gene, and ubiquitin-conjugating enzyme E2D 3 (UBE2D3) genes, complete cds
9182	21852		2.7	1.0E-61	AW999726.1	EST_HUMAN	MRO-BN0070-040400-010-h01 BN0070 Homo sapiens cDNA
9267	21836	35110	7.73	1.0E-61	11416280	NT	Homo sapiens cadherin 18 (CDH18), mRNA
9928	22576	35775	5.24	1.0E-61	11429892	NT	Homo sapiens KIAA0971 protein (KIAA0971), mRNA
10531	23228	36462	2.84	1.0E-61	11425578	NT	Homo sapiens actinin, alpha 4 (ACTN4), mRNA

Table 4

Single Exon Probes Expressed in Brain

Probe SEQ ID NO:	Exon SEQ ID NO:	ORF SEQ ID NO:	Expression Signal	Most Similar (Top) Hit BLAST E Value	Top Hit Accession No.	Top Hit Database Source	Top Hit Descriptor
10855	23535	36780	1.49	1.0E-61	AB044550.1	NT	Homo sapiens P10Kc1.19 mRNA for ubiquitin-conjugating enzyme E2, complete cds
11005	23678	36835	1.53	1.0E-61	AB007830.1	NT	Homo sapiens mRNA for CSF2, complete cds
12007	25273	30726	3.02	1.0E-61	11430460	NT	Homo sapiens low density lipoprotein-related protein 2 (LRP2), mRNA
12007	25273	30727	3.02	1.0E-61	11430460	NT	Homo sapiens low density lipoprotein-related protein 2 (LRP2), mRNA
12659	24959	30988	11.56	1.0E-61	11418127	NT	Homo sapiens GTP binding protein 1 (GTPBP1), mRNA
10255	22803	36113	1.45	9.0E-62	BE064386.1	EST_HUMAN	RC4-BT0310-110300-015-f10 BT0310 Homo sapiens cDNA
4514	17249	28885	1.1	8.0E-62	AA830420.1	EST_HUMAN	cc66r11.s1 NCI_CGAP_GCB1 Homo sapiens cDNA clone IMAGE:1354726 3' similar to SW:POL_MLVRK
1085	13843	26501	1.62	7.0E-62	AV714334.1	EST_HUMAN	P31795 POL POLYPROTEIN;
3497	18253	28907	0.74	7.0E-62	P17480	SWISSPROT	AV714334 DCB Homo sapiens cDNA clone DCBAMA08 5'
5826	18615	31547	0.84	7.0E-62	11427965	NT	NUCLEOLAR TRANSCRIPTION FACTOR 1 (UPSTREAM BINDING FACTOR 1) (UBF-1) (AUTOANTIGEN NOR-90)
11323	24014	37317	7.1	7.0E-62	A1208681.1	EST_HUMAN	Homo sapiens hypothetical protein (FLJ20261), mRNA
2998	15764		1.42	6.0E-62	U09410.1	NT	qg56a04.x1 Soares_testis_NHT Homo sapiens cDNA clone IMAGE:1839150 3' similar to TR:O15103
3379	18138		4.1	6.0E-62	11418255	NT	Human zinc finger protein ZNF131 mRNA, partial cds
7525	20186	33289	3.03	6.0E-62	A1762801.1	EST_HUMAN	Homo sapiens CGI-56 protein (CGI-56), mRNA
7526	20186	33280	3.03	6.0E-62	A1762801.1	EST_HUMAN	wf04402.x1 NCI_CGAP_CELL1 Homo sapiens cDNA clone IMAGE:2388251 3'
7884	20679		0.72	6.0E-62	AW501124.1	EST_HUMAN	wf04402.x1 NCI_CGAP_CELL1 Homo sapiens cDNA clone IMAGE:2388251 3'
8155	20849	33981	1.45	6.0E-62	11431139	NT	UI-HF-BPop-alt-d-09-Q-UJLT NIH_MGC 5T Homo sapiens cDNA clone IMAGE:3072833 5'
9254	21933	35106	3.27	6.0E-62	AW814393.1	EST_HUMAN	Homo sapiens CGI-18 protein (LOC51008), mRNA
407	13192	25840	2.8	5.0E-62	A1950528.1	EST_HUMAN	MIR3-ST0203-130100-025-a09 ST0203 Homo sapiens cDNA
2406	16127	27863	4.25	5.0E-62	A1271735.1	NT	wx51e07.x1 NCI_CGAP_Lu28 Homo sapiens cDNA clone IMAGE:2547204 3' similar to SW:GC95_HUMAN
2406	16127	27864	4.25	5.0E-62	A1271735.1	NT	Q08379 GOLGIN-95; contains element MER22 repetitive element;
2598	15312	28048	1.35	5.0E-62	U39487.1	NT	Homo sapiens Xq pseudautosomal region; segment 1/2
2698	16312	28049	1.35	5.0E-62	U39487.1	NT	Homo sapiens Xq pseudautosomal region; segment 1/2
3413	16171	28820	2.92	5.0E-62	4506758	NT	Human xanthine dehydrogenase/oxidase mRNA, complete cds
4293	17032	28660	2.6	5.0E-62	AA431093.1	EST_HUMAN	Human xanthine dehydrogenase/oxidase mRNA, complete cds
8447	21139	34278	0.55	5.0E-62	4506758	NT	Homo sapiens ryanodine receptor 3 (RYR3) mRNA
9417	22095	35287	6.45	5.0E-62	AW410687.1	EST_HUMAN	zpw78e09.s1 Soares_testis_NHT Homo sapiens cDNA clone IMAGE:782344 3' similar to SW:NRDC_RAT
11231	23894	37180	2.95	6.0E-62	11425674	NT	Homo sapiens ryanodine receptor 3 (RYR3) mRNA
11231	23894	37181	2.85	5.0E-62	11425574	NT	fn07g09.x1 NIH_MGC_17 Homo sapiens cDNA clone IMAGE:2961616 5'
							Homo sapiens muscle specific gene (M8), mRNA
							Homo sapiens muscle specific gene (M9), mRNA



Page 331 of 536  
Table 4

Single Exon Probes Expressed in Brain

Probe SEQ ID NO:	Exon SEQ ID NO:	ORF SEQ ID NO:	Expression Signal	Most Similar (Top) Hit BLAST E Value	Top Hit Accession No.	Top Hit Database Source	Top Hit Descriptor
820	13591	26258	1.95	4.0E-62	AW161479.1	EST_HUMAN	au71d03.y1 Schneider fetal brain 00004 Homo sapiens cDNA clone IMAGE:2781701 5' similar to gb:M37104 ATP SYNTHASE COUPLING FACTOR 6, MITOCHONDRIAL PRECURSOR (HUMAN);
820	13591	26259	1.95	4.0E-62	AW161479.1	EST_HUMAN	au71d03.y1 Schneider fetal brain 00004 Homo sapiens cDNA clone IMAGE:2781701 5' similar to gb:M37104 ATP SYNTHASE COUPLING FACTOR 6, MITOCHONDRIAL PRECURSOR (HUMAN);
821	13591	26258	2.96	4.0E-62	AW161479.1	EST_HUMAN	au71d03.y1 Schneider fetal brain 00004 Homo sapiens cDNA clone IMAGE:2781701 5' similar to gb:M37104 ATP SYNTHASE COUPLING FACTOR 6, MITOCHONDRIAL PRECURSOR (HUMAN);
821	13591	26259	2.96	4.0E-62	AW161479.1	EST_HUMAN	au71d03.y1 Schneider fetal brain 00004 Homo sapiens cDNA clone IMAGE:2781701 5' similar to gb:M37104 ATP SYNTHASE COUPLING FACTOR 6, MITOCHONDRIAL PRECURSOR (HUMAN);
2459	15177	27916	1.78	4.0E-62	A1827900.1	EST_HUMAN	wf12b08.x1 Soares_NFL_T_GBC_S1 Homo sapiens cDNA clone IMAGE:2350359 3' similar to gb:X57138_rna1 HISTONE H2B.2 (HUMAN);
2459	15177	27917	1.78	4.0E-62	A1827900.1	EST_HUMAN	wf12b08.x1 Soares_NFL_T_GBC_S1 Homo sapiens cDNA clone IMAGE:2350359 3' similar to gb:X57138_rna1 HISTONE H2B.2 (HUMAN);
3394	16153		6.34	4.0E-62	4557887	NT	Homo sapiens keratin 18 (KRT18) mRNA
5833	18622	31555	1.84	4.0E-62	4506978	NT	Homo sapiens solute carrier family 13 (sodium-dependent dicarboxylate transporter), member 2 (SLC13A2) mRNA
6204	18979	31958	1.9	4.0E-62	11420654	NT	Homo sapiens ubiquitin specific protease 9, X chromosome (Drosophila fat facets related) (USP9X), mRNA
7071	19762	32826	1.84	4.0E-62	11421041	NT	Homo sapiens phosphoribosyl pyrophosphatase 2 (PRPS2), mRNA
7534	20204	33299	2.48	4.0E-62	7657057	NT	Homo sapiens eukaryotic translation initiation factor 2B, subunit 2 (beta, 39kD) (EIF2B2), mRNA
7534	20204	33300	2.48	4.0E-62	7657057	NT	Homo sapiens eukaryotic translation initiation factor 2B, subunit 2 (beta, 39kD) (EIF2B2), mRNA
8071	20766	33894	1.06	4.0E-62	11428973	NT	Homo sapiens 28S proteasome-associated pad1 homolog (POH1), mRNA
8745	21437	34884	4.97	4.0E-62	AB033089.1	NT	Homo sapiens mRNA for KIAA1263 protein, partial cds
10934	23614	36864	4.45	4.0E-62	Z78766.1	NT	H. sapiens flow-sorted chromosome 6 HindIII fragment, SC6pA16D3
10934	23614	36865	4.45	4.0E-62	Z78766.1	NT	H. sapiens flow-sorted chromosome 6 HindIII fragment, SC6pA16D3
11995	24593	37270	2.81	4.0E-62	11418086	NT	Homo sapiens putative nuclear protein (HRH1FB2122), mRNA
12590	24947	30984	1.34	4.0E-62	11418322	NT	Homo sapiens cadherin EGF LAG seven-pass G-type receptor 1 (CELSR1), mRNA
12645	24942	30981	16.72	4.0E-62	11417862	NT	Homo sapiens calcineurin binding protein 1 (KIAA0330), mRNA
12645	24942	30982	16.72	4.0E-62	11417862	NT	Homo sapiens calcineurin binding protein 1 (KIAA0330), mRNA
12692	24976	30993	2.72	4.0E-62	11430460	NT	Homo sapiens low density lipoprotein-related protein 2 (LRP2), mRNA
72	12899	25535	0.89	3.0E-62	4557794	NT	Homo sapiens neurofibromin 2 (bilateral acoustic neuroma) (NF2) mRNA
3041	15807	28452	1.11	3.0E-62	AB040909.1	NT	Homo sapiens mRNA for KIAA1476 protein, partial cds
3041	15807	28453	1.11	3.0E-62	AB040909.1	NT	Homo sapiens mRNA for KIAA1476 protein, partial cds
3886	16439	29081	6.41	3.0E-62	X62858.1	NT	Human cyclophilin-related processed pseudogene

Page 332 of 536  
Table 4  
Single Exon Probes Expressed in Brain

Probe SEQ ID NO:	Exon SEQ ID NO:	ORF SEQ ID NO:	Expression Signal	Most Similar (Top) Hit BLAST E Value	Top Hit Accession No.	Top Hit Database Source	Top Hit Descriptor
8438	21130	34287	5.82	3.0E-62	A1632733.1	EST_HUMAN	wa33f04.x1 NCI_CGAP_Kid111 Homo sapiens cDNA clone IMAGE:2299903 3' similar to contains THR.L2
1209	13980	26627	2.36	2.0E-62	AL163284.2	NT	THR repetitive element;
8873	21365	34511	4.89	2.0E-62	BF329911.1	EST_HUMAN	Homo sapiens chromosome 21 segment HS21C084
8673	21365	34512	4.89	2.0E-62	BF329911.1	EST_HUMAN	RC0-BN0284-300500-031-e05 BN0284 Homo sapiens cDNA
10072	22720		3.8	2.0E-62	AF224669.1	NT	RC0-BN0284-300500-031-e05 BN0284 Homo sapiens cDNA
11689	24284		4.91	2.0E-62	BF330678.1	EST_HUMAN	Homo sapiens mannosidase, beta A, lysosomal (MANBA) gene, and ubiquitin-conjugating enzyme E2D 3 (UBE2D3) genes, complete cds
1021	13781	28443	1.87	1.0E-62	AF248540.1	NT	QV4-BT0257-081199-017-e03 BT0257 Homo sapiens cDNA
1536	14283	28970	11.01	1.0E-62	L78810.1	NT	Homo sapiens Intersectin 2 (SH3D1B) mRNA, complete cds
1791	14531	27239	1.04	1.0E-62	AA625207.1	EST_HUMAN	Homo sapiens ADP/ATP carrier protein (ANT-2) gene, complete cds
2915	15681	28328	0.99	1.0E-62	AL039044.1	EST_HUMAN	af70e11.t1 Soares_NihMIPU_S1 Homo sapiens cDNA clone IMAGE:1047404 5' similar to WP:K01H12.1 CE03453;
4317	17056		0.71	1.0E-62	BE168413.1	EST_HUMAN	DKFZp566F104_j1 566 (synonym: hfk42) Homo sapiens cDNA clone DKFZp566F104 5'
4490	17228	28855	1.57	1.0E-62	8923201	NT	QV0-HT0493-280200-135-h12 HT0493 Homo sapiens cDNA
5071	17780	30405	0.9	1.0E-62	L23503.1	NT	Homo sapiens hypothetical protein FLJ20212 (FLJ20212), mRNA
6199	18972	31948	0.86	1.0E-62	U52111.2	NT	Human glucagon-like peptide-1 receptor (GLP-1) mRNA, complete cds
7034	19726	32762	0.91	1.0E-62	AA490060.1	EST_HUMAN	Homo sapiens X28 region near ALD locus containing dual specificity phosphatase 9 (DUSP9), ribosomal protein L18a (RPL18a), Ca2+/Calmodulin-dependent protein kinase I (CAMKI), creatine transporter (CRT), CDM protein (CDM), adrenoleukodystrophy protein >
7045	19736	32796	2.94	1.0E-62	AA722878.1	EST_HUMAN	db05c02.s1 Stratagene fetal refina 937202 Homo sapiens cDNA clone IMAGE:839908 3'
7045	19736	32797	2.94	1.0E-62	AA722878.1	EST_HUMAN	zg99f10.s1 Soares_fetal_heart_Nbr-H19W Homo sapiens cDNA clone IMAGE:409771 3'
8655	21347	34491	0.5	1.0E-62	AA280050.1	EST_HUMAN	zg99f10.s1 Soares_fetal_heart_Nbr-H19W Homo sapiens cDNA clone IMAGE:409771 3'
8956	21647	34797	2.13	1.0E-62	7662289	NT	zs93e07.r1 NCI_CGAP_GCB1 Homo sapiens cDNA clone IMAGE:705060 5'
8956	21647	34798	2.13	1.0E-62	7662289	NT	Homo sapiens KIAA0763 gene product (KIAA0763), mRNA
8999	21689	34898	2.02	1.0E-62	X15533.1	NT	Homo sapiens KIAA0763 gene product (KIAA0763), mRNA
8999	21689	34899	2.02	1.0E-62	X15533.1	NT	H. sapiens lysosomal acid phosphatase gene (EC 3.1.3.2) Exon 9
9457	22007	35177	3.54	1.0E-62	AA465170.1	EST_HUMAN	H. sapiens lysosomal acid phosphatase gene (EC 3.1.3.2) Exon 9
11339	24029	37333	2.01	1.0E-62	Z78698.1	NT	aa33d08.s1 NCI_CGAP_GCB1 Homo sapiens cDNA clone IMAGE:815055 5'
11866	24450	37792	1.52	1.0E-62	11424055	NT	H. sapiens flow-sorted chromosome 6 HindIII fragment, SC8pA14D8
12474	24838		2.25	1.0E-62	11416322	NT	Homo sapiens exosome component Rrp46 (LOC56915), mRNA
12673	24966	30990	2.99	1.0E-62	11430460	NT	Homo sapiens cadherin EGF LAG seven-pass G-type receptor 1 (CELSR1), mRNA
329	13130	25765	2.89	9.0E-63	AW816405.1	EST_HUMAN	Homo sapiens low density lipoprotein-related protein 2 (LRP2), mRNA
2345	15068		1.53	9.0E-63	C18159.1	EST_HUMAN	QV4-ST0234-181199-037-f05 ST0234 Homo sapiens cDNA
							C18159 Human placenta cDNA (TF-ujjwara) Homo sapiens cDNA clone GEN-558C10 5'

Table 4

Single Exon Probes Expressed In Brain

Probe SEQ ID NO:	Exon SEQ ID NO:	ORF SEQ ID NO:	Expression Signal	Most Similar (Top) Hit BLAST E Value	Top Hit Accession No.	Top Hit Database Source	Top Hit Descriptor
4020	16766	29395	7.42	9.0E-63	AB002348.2	NT	Homo sapiens mRNA for KIAA0350 protein, partial cds
4020	16766	29396	7.42	9.0E-63	AB002348.2	NT	Homo sapiens mRNA for KIAA0350 protein, partial cds
5164	17895	37798	3.05	9.0E-63	11418185	NT	Homo sapiens aconitase 2, mitochondrial (ACO2), mRNA
5379	18179	30869	1.63	9.0E-63	Y15056.1	NT	Homo sapiens mRNA for PKB kinase
7082	19772	32837	3.86	9.0E-63	11428985	NT	Homo sapiens nucleoporin 88kD (NUP88), mRNA
7724	20387	33501	0.91	9.0E-63	4885544	NT	Homo sapiens pyruvate dehydrogenase kinase, isoenzyme 3 (PDK3) mRNA
8224	20918	34055	1.38	9.0E-63	11421160	NT	Homo sapiens Ras association (RalGDS/AF-6) domain family 2 (RASGEF2), mRNA
10816	23499	36736	2.03	9.0E-63	7662289	NT	Homo sapiens KIAA0763 gene product (KIAA0763), mRNA
10816	23499	36737	2.03	9.0E-63	7662289	NT	Homo sapiens KIAA0763 gene product (KIAA0763), mRNA
2343	15066	27803	1.32	8.0E-63	4557734	NT	Homo sapiens monoamine oxidase A (MAOA), nuclear gene encoding mitochondrial protein, mRNA
2373	16085	27834	2.06	8.0E-63	6031810	NT	Homo sapiens IL2-inducible T-cell kinase (ITK), mRNA
3464	16210	28861	3.02	8.0E-63	AF198349.1	NT	Gallus gallus Dach2 protein (Dach2) mRNA, complete cds
3454	16210	28862	3.02	8.0E-63	AF198349.1	NT	Gallus gallus Dach2 protein (Dach2) mRNA, complete cds
4284	16975	29600	3.31	8.0E-63	AL163268.2	NT	Homo sapiens chromosome 21 segment HS21C068
908	13675		2.09	7.0E-63	AB872137.1	EST_HUMAN	wm55g11.x1 NCI_CGAP_U12 Homo sapiens cDNA clone IMAGE:2498908 3'
5255	18061		48.05	6.0E-63	AA420803.1	EST_HUMAN	nc83f02.f1 NCI_CGAP_P1 Homo sapiens cDNA clone IMAGE:745947 similar to gb:Y00361 60S RIBOSOMAL PROTEIN (HUMAN);
8773	21465	34612	1.97	5.0E-63	11528464	NT	Homo sapiens G protein-coupled receptor 51 (GPR51), mRNA
3315	16078	28726	0.84	4.0E-63	AL163278.2	NT	Homo sapiens chromosome 21 segment HS21C078
3788	16540	29174	1.16	4.0E-63	AB014607.1	NT	Homo sapiens mRNA for KIAA0707 protein, partial cds
3788	16540	29175	1.16	4.0E-63	AB014607.1	NT	Homo sapiens mRNA for KIAA0707 protein, partial cds
6353	19123	32115	3.64	4.0E-63	AW750372.1	EST_HUMAN	CM3-BT0595-190100-072-a09 BT0595 Homo sapiens cDNA
6353	19123	32116	3.64	4.0E-63	AW750372.1	EST_HUMAN	CM3-BT0595-190100-072-a09 BT0595 Homo sapiens cDNA
11077	23747	37021	2.3	4.0E-63	AW134709.1	EST_HUMAN	U1H-B11-abq-e-02-Q.U1.s1 NCI_CGAP_Sub3 Homo sapiens cDNA clone IMAGE:2712482 3'
11077	23747	37022	2.3	4.0E-63	AW134709.1	EST_HUMAN	U1H-B11-abq-e-02-Q.U1.s1 NCI_CGAP_Sub3 Homo sapiens cDNA clone IMAGE:2712482 3'
11846	24430	37771	4.32	4.0E-63	AA362834.1	EST_HUMAN	ESTT2607 Ovary II Homo sapiens cDNA 5' end similar to zinc finger protein family
1928	14664	27377	2.82	3.0E-63	AB018260.1	NT	Homo sapiens mRNA for KIAA0717 protein, partial cds
2782	15487	28225	2.26	3.0E-63	J00310.1	NT	Human Met-tRNA-I gene 1
2824	13967	28636	11.81	3.0E-63	6005963	NT	Homo sapiens zinc finger protein 144 (ZNF144), mRNA
6382	19161	32150	32.78	3.0E-63	11545810	NT	Homo sapiens hepatocellular carcinoma antigen gene 520 (LOC63928), mRNA
9605	22258	35444	1.15	3.0E-63	BE876158.1	EST_HUMAN	601485656F1 NIH_MGC_69 Homo sapiens cDNA clone IMAGE:3888253 5'
9605	22258	35445	1.15	3.0E-63	BE876158.1	EST_HUMAN	601485656F1 NIH_MGC_69 Homo sapiens cDNA clone IMAGE:3888253 5'
186	12999	26639	1.09	2.0E-63	U07804.1	NT	Human DNA topoisomerase I mRNA, partial cds

Page 334 of 536  
Table 4  
Single Exon Probes Expressed in Brain

Probe SEQ ID NO:	Exon SEQ ID NO:	ORF SEQ ID NO:	Expression Signal	Most Similar (Top) Hit BLAST E Value	Top Hit Accession No.	Top Hit Database Source	Top Hit Descriptor
183	13006	25947	1.68	2.0E-63	4885226	NT	Homo sapiens eyes absent (Drosophila) homolog 2 (EYA2), mRNA
485	13270		2.34	2.0E-63	4557624	NT	Homo sapiens glutamate-cysteine ligase (gamma-glutamylcysteine synthetase), catalytic (72.8KD) (GLCLC) mRNA
807	13679	26244	6.57	2.0E-63	7657042	NT	Homo sapiens Down syndrome candidate region 1 (DSCR1), mRNA
1669	14306	26994	1.43	2.0E-63	AB030388.1	NT	Homo sapiens RHCE mRNA for Rh blood CE group antigen polypeptide, complete cds
1699	14306	26995	1.43	2.0E-63	AB030388.1	NT	Homo sapiens RHCE mRNA for Rh blood CE group antigen polypeptide, complete cds
1760	14502	27203	1.1	2.0E-63	BE410739.1	EST_HUMAN	601301627F1 NIH_MGC_21 Homo sapiens cDNA clone IMAGE:3636103 5'
3154	15917	28563	3.44	2.0E-63	4502166	NT	Homo sapiens amyloid beta (A4) precursor protein (protease nexin-II, Alzheimer disease) (APP), mRNA
3279	16040	28690	2.02	2.0E-63	AF109718.1	NT	Homo sapiens chromosome 3 subtelomeric region
3895	16635	29274	3.74	2.0E-63	L39891.1	NT	Homo sapiens polycystic kidney disease-associated protein (PKD1) gene, complete cds
4813	17544	30169	1	2.0E-63	AF11167.2	NT	Homo sapiens jun dimerization protein gene, partial cds; cbs gene, complete cds; and unknown gene
5099	17818	30435	0.96	2.0E-63	6912617	NT	Homo sapiens glutamyl-peptide cyclotransferase (glutaminy cyclase) (QPCT), mRNA
5181	25062	30505	1.25	2.0E-63	11419429	NT	Homo sapiens similar to ectonucleotide pyrophosphatase/phosphodiesterase 3 (H. sapiens) (LOC63214), mRNA
5794	18585	31512	2.98	2.0E-63	BF373541.1	EST_HUMAN	QV1-FT0170-040700-285-c05 FT0170 Homo sapiens cDNA
5794	18585	31513	2.88	2.0E-63	BF373541.1	EST_HUMAN	QV1-FT0170-040700-285-c05 FT0170 Homo sapiens cDNA
6093	18871	31837	0.84	2.0E-63	11421940	NT	Homo sapiens protein kinase, cAMP-dependent, regulatory, type II, beta (PRKAR2B), mRNA
6093	18871	31838	0.84	2.0E-63	11421940	NT	Homo sapiens protein kinase, cAMP-dependent, regulatory, type II, beta (PRKAR2B), mRNA
6602	19365	32379	1.67	2.0E-63	U66059.1	NT	Human germline T-cell receptor beta chain Dopamine-beta-hydroxylase-like, TRY1, TRY2, TRY3, TCRBV27S1P, TCRBV22S1A2N1T, TCRBV6S1A1T, TCRBV7S1A1N2T, TCRBV5S1A1T, TCRBV13S3, TCRBV6S7P, TCRBV7S3A2T, TCRBV13S2A1T, TCRBV8S2A2PT, TCRBV7S2A1N4T, TCRBV13S9/13S>
6849	19411	32425	0.88	2.0E-63	AB032369.1	NT	Homo sapiens MIST mRNA, partial cds
6849	19411	32426	0.88	2.0E-63	AB032369.1	NT	Homo sapiens MIST mRNA, partial cds
6975	19458	32477	1.45	2.0E-63	9910365	NT	Homo sapiens Carbonic anhydrase-related protein 10 (LOC566934), mRNA
6975	19458	32478	1.45	2.0E-63	9910365	NT	Homo sapiens Carbonic anhydrase-related protein 10 (LOC566934), mRNA
7678	20342	33454	0.87	2.0E-63	AB046844.1	NT	Homo sapiens mRNA for KIAA1624 protein, partial cds
7713	20377	33490	0.56	2.0E-63	11421514	NT	Homo sapiens similar to sema domain, immunoglobulin domain (Ig), short basic domain, secreted, (semaphorin) 3A (H. sapiens) (LOC63232), mRNA
8431	21124	34282	3.96	2.0E-63	AL163210.2	NT	(semaphorin) 3A (H. sapiens) (LOC63232), mRNA
8952	21643	34781	1.35	2.0E-63	11420949	NT	Homo sapiens kinesin family member 3B (KIF3B), mRNA
8952	21643	34792	1.35	2.0E-63	11420949	NT	Homo sapiens kinesin family member 3B (KIF3B), mRNA

Table 4

Single Exon Probes Expressed in Brain

Probe SEQ ID NO:	Exon SEQ ID NO:	ORF SEQ ID NO:	Expression Signal	Most Similar (Top) Hit BLAST E Value	Top Hit Accession No.	Top Hit Database Source	Top Hit Descriptor
9839	22480	35691	1.12	2.0E-63	AL163218.2	NT	Homo sapiens chromosome 21 segment HS21C018
10647	23338	36577	6.43	2.0E-63	N78945.1	EST_HUMAN	z18b05.s1 Sceres_fetal_lung_NbHL19W Homo sapiens cDNA clone IMAGE:302386 3' similar to gb:X17206 40S RIBOSOMAL PROTEIN S4 (HUMAN);
10672	23363	36604	2.98	2.0E-63	AF089810.1	NT	Homo sapiens neuroxin III-alpha gene, partial cds
10672	23363	36605	2.96	2.0E-63	AF099810.1	NT	Homo sapiens neuroxin III-alpha gene, partial cds
12098	25177	30807	5.97	2.0E-63	11418185	NT	Homo sapiens aconitase 2, mitochondrial (ACO2), mRNA
1602	14248	26934	1.28	1.0E-63	F08485.1	EST_HUMAN	HSCZVD111 normalized infant brain cDNA Homo sapiens cDNA clone c-zvd11
1602	14248	26935	1.28	1.0E-63	F08485.1	EST_HUMAN	HSCZVD111 normalized infant brain cDNA Homo sapiens cDNA clone c-zvd11
4308	17047	29672	2.92	1.0E-63	F08485.1	EST_HUMAN	HSCZVD111 normalized infant brain cDNA Homo sapiens cDNA clone c-zvd11
4308	17047	29673	2.92	1.0E-63	F08485.1	EST_HUMAN	HSCZVD111 normalized infant brain cDNA Homo sapiens cDNA clone c-zvd11
5268	18074	30703	0.8	1.0E-63	AJ271736.1	NT	Homo sapiens Xq pseudautosomal region; segment 2/2
5683	18476	31394	1.4	1.0E-63	AW582266.1	EST_HUMAN	QV0-ST0215-060100-083-b09 ST0215 Homo sapiens cDNA
6298	19071	32055	0.68	1.0E-63	AW451950.1	EST_HUMAN	UI-H-B13-alt-h-02-UJ.st1 NCI_CGAP_Sub5 Homo sapiens cDNA clone IMAGE:3068763 3'
6298	19071	32056	0.68	1.0E-63	AW451950.1	EST_HUMAN	UI-H-B13-alt-h-02-UJ.st1 NCI_CGAP_Sub5 Homo sapiens cDNA clone IMAGE:3068763 3'
8371	21064		2.68	1.0E-63	AL163247.2	NT	Homo sapiens chromosome 21 segment HS21C047
12737	25286		4.04	1.0E-63	AL163207.2	NT	Homo sapiens chromosome 21 segment HS21C007
7768	20462	35886	4.36	9.0E-64	AI478186.1	EST_HUMAN	fm50b07.x1 NCI_CGAP_Kid11 Homo sapiens cDNA clone IMAGE:2161626 3'
1024	13784		6.16	8.0E-64	BE280796.1	EST_HUMAN	601155232F1 NIH_MGC_21 Homo sapiens cDNA clone IMAGE:3139038 5'
6048	18929	31782	3.88	8.0E-64	BE885765.1	EST_HUMAN	601508068F1 NIH_MGC_71 Homo sapiens cDNA clone IMAGE:3910336 5'
11916	24479		7.34	8.0E-64	11418177	NT	Homo sapiens Ran GTPase activating protein 1 (RANGAP1), mRNA
11970	24516		1.6	8.0E-64	T60651.1	EST_HUMAN	y68b502.f1 Stratigene lung (#937210) Homo sapiens cDNA clone IMAGE:79179 5'
3520	16276		1.13	7.0E-64	BE394321.1	EST_HUMAN	601311455F1 NIH_MGC_44 Homo sapiens cDNA clone IMAGE:3633204 5'
4683	17417	30052	2.73	7.0E-64	4507490	NT	Homo sapiens thimet oligopeptidase 1 (THOP1) mRNA
4683	17417	30053	2.73	7.0E-64	4507490	NT	Homo sapiens thimet oligopeptidase 1 (THOP1) mRNA
9933	22581	35779	3.43	7.0E-64	Y07848.1	NT	Homo sapiens EWS, gar22, rrp22 and hsm22 genes
1716	14459	27156	1.63	6.0E-64	AI651992.1	EST_HUMAN	w651e07.x1 NCI_CGAP_GC6 Homo sapiens cDNA clone IMAGE:2309220 3' similar to gb:M15182 BETA-GLUCURONIDASE PRECURSOR (HUMAN);
1716	14459	27157	1.63	6.0E-64	AI651992.1	EST_HUMAN	w651e07.x1 NCI_CGAP_GC6 Homo sapiens cDNA clone IMAGE:2309220 3' similar to gb:M15182 BETA-GLUCURONIDASE PRECURSOR (HUMAN);
3120	15885	28524	4.39	6.0E-64	AW026445.1	EST_HUMAN	GLUCURONIDASE PRECURSOR (HUMAN);
3120	15885	28525	4.39	6.0E-64	AW026445.1	EST_HUMAN	wy13e03.x1 NCI_CGAP_Bim23 Homo sapiens cDNA clone IMAGE:2629436 3'
5534	18332	31237	2.46	6.0E-64	Y18933.1	NT	wy13e03.x1 NCI_CGAP_Bim23 Homo sapiens cDNA clone IMAGE:2629436 3'
5534	18332	31238	2.46	6.0E-64	Y18933.1	NT	Homo sapiens MCP-1 gene and enhancer region
5555	18352	31261	4.08	6.0E-64	MT13975.1	NT	Homo sapiens MCP-1 gene and enhancer region
							Homo sapiens protein kinase C beta-II type (PRKCB1) mRNA, complete cds

Page 336 of 536  
Table 4  
Single Exon Probes Expressed in Brain

Probe SEQ ID NO:	Exon SEQ ID NO:	ORF SEQ ID NO:	Expression Signal	Most Similar (Top) Hit BLAST E Value	Top Hit Accession No.	Top Hit Database Source	Top Hit Descriptor
5584	18361	31269	1.26	6.0E-64	6912481	NT	Homo sapiens atrophin-1 interacting protein 1; activin receptor interacting protein 1 (KIAA0709), mRNA
5739	18531	31453	0.62	6.0E-64	11422189	NT	Homo sapiens calcitonin receptor (CALCR), mRNA
5739	18531	31454	0.62	6.0E-64	11422189	NT	Homo sapiens calcitonin receptor (CALCR), mRNA
7136	19823	32889	2.34	6.0E-64	11525879	NT	Homo sapiens mesenchyme homeo box 1 (MEOX1), mRNA
7136	19823	32890	2.34	6.0E-64	11525879	NT	Homo sapiens mesenchyme homeo box 1 (MEOX1), mRNA
9228	21905	35077	6.76	6.0E-64	11420555	NT	Homo sapiens acetyl-CoA synthetase (LOC55902), mRNA
9408	22088	35240	2.09	6.0E-64	AF274753.1	NT	Homo sapiens progressive ankylosis-like protein (ANK) mRNA, complete cds
9618	22271	35458	2.78	6.0E-64	S76475.1	NT	tRc [human, brain, mRNA, 2716 nt]
10689	23360	36600	6.01	6.0E-64	11420197	NT	Homo sapiens stromal antigen 3 (STAG3), mRNA
10698	23360	36601	6.01	6.0E-64	11420197	NT	Homo sapiens stromal antigen 3 (STAG3), mRNA
10941	15885	28524	1.84	6.0E-64	AW026445.1	EST_HUMAN	wf13603.x1 NCJ CGAP_Bim23 Homo sapiens cDNA clone IMAGE:2529436 3'
10941	15885	28525	1.84	6.0E-64	AW026445.1	EST_HUMAN	wf13603.x1 NCJ CGAP_Bim23 Homo sapiens cDNA clone IMAGE:2529436 3'
12116	24608	31089	4.97	6.0E-64	11526198	NT	Homo sapiens interleukin 10 receptor, beta (IL10RB), mRNA
801	13573	26235	2.85	5.0E-64	AF231919.1	NT	Homo sapiens chromosome 21 unknown mRNA
801	13573	26236	2.85	5.0E-64	AF231919.1	NT	Homo sapiens chromosome 21 unknown mRNA
1316	14084	26738	1.84	5.0E-64	AB020710.1	NT	Homo sapiens mRNA for KIAA0903 protein, partial cds
1401	14148	26827	1.3	5.0E-64	L40833.1	NT	Homo sapiens phosphoglucomutase-related protein (PGMRP) gene, complete cds
1401	14148	26828	1.3	5.0E-64	L40833.1	NT	Homo sapiens phosphoglucomutase-related protein (PGMRP) gene, complete cds
1706	14449	27149	1.37	5.0E-64	J69388.1	NT	Human (3)mb1 protein homolog mRNA, complete cds
2829	14210	26897	4.85	5.0E-64	7662205	NT	Homo sapiens KIAA0618 gene product (KIAA0618), mRNA
2829	14210	26898	4.85	5.0E-64	7662205	NT	Homo sapiens KIAA0618 gene product (KIAA0618), mRNA
3940	16690	29328	6.71	5.0E-64	AF017493.1	NT	Homo sapiens putative transcription factor CR53 (CR53) mRNA, partial cds
4085	16828	29455	1.05	5.0E-64	AB020710.1	NT	Homo sapiens mRNA for KIAA0903 protein, partial cds
7716	20380	33493	0.58	4.0E-64	BE794607.1	EST_HUMAN	601590392F1 NIH_MGC_7 Homo sapiens cDNA clone IMAGE:3944397 5'
10716	23404	36644	2.23	4.0E-64	AW813783.1	EST_HUMAN	RC3-ST0197-120200-015-a03 ST0197 Homo sapiens cDNA
10715	23404	36645	2.23	4.0E-64	AW813783.1	EST_HUMAN	RC3-ST0197-120200-015-a03 ST0197 Homo sapiens cDNA
2195	14924	27658	5.41	3.0E-64	C18895.1	EST_HUMAN	C18895 Human placenta cDNA (TFujivara) Homo sapiens cDNA clone GEN-568E02 5'
3249	16011	28662	0.89	3.0E-64	BE794381.1	EST_HUMAN	601590509F1 NIH_MGC_7 Homo sapiens cDNA clone IMAGE:3943577 5'
3436	16182	28841	2.22	3.0E-64	AV711714.1	EST_HUMAN	AV711714 DCA Homo sapiens cDNA clone DCAAMC01 5'
3436	16182	28842	2.22	3.0E-64	AV711714.1	EST_HUMAN	AV711714 DCA Homo sapiens cDNA clone DCAAMC01 5'
5990	18771	31734	1.21	3.0E-64	Z26273.1	NT	H. sapiens isoform 1 gene for L-type calcium channel, exon 28
6401	19170	32169	3.34	3.0E-64	BF370000.1	EST_HUMAN	RC6-FN0019-290600-011-G11 FN0019 Homo sapiens cDNA
8365	21058	34198	1.93	3.0E-64	AF24953.1	NT	Homo sapiens golgi matrix protein GM130 (GOLGA2) mRNA, complete cds

Page 337 of 536  
Table 4  
Single Exon Probes Expressed in Brain

Probe SEQ ID NO:	Exon SEQ ID NO:	ORF SEQ ID NO:	Expression Signal	Most Similar (Top) Hit BLASTE Value	Top Hit Accession No.	Top Hit Database Source	Top Hit Descriptor
8365	21068	34199	1.93	3.0E-64	AF248953.1	NT	Homo sapiens golgi matrix protein GM130 (GOLGA2) mRNA, complete cds
8393	21086	34220	3.69	3.0E-64	BE206521.1	EST_HUMAN	b672h12.y1 NIH_MGC_12 Homo sapiens cDNA clone IMAGE:3047975 5' similar to gb:L08069 DNAJ PROTEIN HOMOLOG 2 (HUMAN);
8393	21086	34221	3.69	3.0E-64	BE206521.1	EST_HUMAN	b672h12.y1 NIH_MGC_12 Homo sapiens cDNA clone IMAGE:3047975 5' similar to gb:L08069 DNAJ PROTEIN HOMOLOG 2 (HUMAN);
9327	21894	35165	1.54	3.0E-64	AL163246.2	NT	Homo sapiens chromosome 21 segment HS21C046
9327	21894	35166	1.54	3.0E-64	AL163246.2	NT	Homo sapiens chromosome 21 segment HS21C046
9414	22092	35263	0.6	3.0E-64	AW977384.1	EST_HUMAN	EST389493 MAGe resequences, MAGO Homo sapiens cDNA
9414	22092	35264	0.6	3.0E-64	AW977384.1	EST_HUMAN	EST389493 MAGe resequences, MAGO Homo sapiens cDNA
11691	24286	37608	1.8	3.0E-64	AL163227.2	NT	Homo sapiens chromosome 21 segment HS21C027
1066	13824	26484	1.64	2.0E-64	AA609940.1	EST_HUMAN	af09408.s1 Soares_testis_NHT Homo sapiens cDNA clone IMAGE:1031151 3'
1377	14125	26799	1.54	2.0E-64	4757701	NT	Homo sapiens alphaF4E-like cap-binding protein (4EHP) mRNA
2628	16244		1.82	2.0E-64	A1927030.1	EST_HUMAN	wo87b01.x1 NCI_CGAP_Kid11 Homo sapiens cDNA clone IMAGE:2462281 3' similar to contains element L1 repetitive element;
2533	15248	27987	2.05	2.0E-64	AL163246.2	NT	Homo sapiens chromosome 21 segment HS21C046
2533	15248	27988	2.05	2.0E-64	AL163246.2	NT	Homo sapiens chromosome 21 segment HS21C046
3137	15901	26546	1.42	2.0E-64	4504068	NT	Homo sapiens glutamic-oxaloacetic transaminase 2, mitochondrial (aspartate aminotransferase 2) (GOT2), nuclear gene encoding mitochondrial protein, mRNA
3767	16519	29157	0.78	2.0E-64	AW958145.1	EST_HUMAN	EST370215 MAGe resequences, MAGe Homo sapiens cDNA
3767	16519	29158	0.78	2.0E-64	AW958145.1	EST_HUMAN	EST370215 MAGe resequences, MAGe Homo sapiens cDNA
5916	18701	31655	2.78	2.0E-64	AU124387.1	EST_HUMAN	AU124387 NT2RM2 Homo sapiens cDNA clone NT2RM2002113 5'
6148	18925	31895	1.47	2.0E-64	AF113708.1	NT	Homo sapiens angiotensin 4 (ANG4) mRNA, partial cds
6304	19163	32184	5.21	2.0E-64	BF668537.1	EST_HUMAN	602123474F1 NIH_MGC_56 Homo sapiens cDNA clone IMAGE:4280395 5'
6497	19263	32284	1.16	2.0E-64	A1078387.1	EST_HUMAN	oz29b03.x1 Soares_total_fetus_Nb2HF8_gw Homo sapiens cDNA clone IMAGE:1876717 3'
6601	19364	32378	4.54	2.0E-64	M77185.1	NT	H.sapiens dopamine receptor D5 pseudogene 1, partial cds
7707	20371	33484	0.7	2.0E-64	11431054	EST_HUMAN	QV1-HT0413-010200-059-t12 HT0413 Homo sapiens cDNA
7732	20395	33510	0.65	2.0E-64	AW606785.1	EST_HUMAN	Homo sapiens ataxin 2-binding protein 1 (A2BP1), mRNA
8667	21259	34395	0.73	2.0E-64	11434008	NT	Homo sapiens lymphocyte cytosolic protein 1 (L-plastin) (LCP1), mRNA
8667	21259	34396	0.73	2.0E-64	11434008	NT	Homo sapiens lymphocyte cytosolic protein 1 (L-plastin) (LCP1), mRNA
9038	21728	34882	0.56	2.0E-64	11423508	NT	Homo sapiens hypothetical protein SBB167 (LOC57115), mRNA
9130	21818	34984	0.97	2.0E-64	AU132570.1	EST_HUMAN	AU132570 NT2RP4 Homo sapiens cDNA clone NT2RP400109 5'
8878	22529	35726	0.59	2.0E-64	T06397.1	EST_HUMAN	EST04286 Fetal brain, Stratagene (cat#936206) Homo sapiens cDNA clone HFBDS88
8878	22529	35727	0.59	2.0E-64	T06397.1	EST_HUMAN	EST04286 Fetal brain, Stratagene (cat#936206) Homo sapiens cDNA clone HFBDS88
10662	23563	36592	3.72	2.0E-64	BF628114.1	EST_HUMAN	602042862F1 NCI_CGAP_Bim67 Homo sapiens cDNA clone IMAGE:4180556 5'

Page 338 of 536  
Table 4  
Single Exon Probes Expressed in Brain

Probe SEQ ID NO:	Exon SEQ ID NO:	ORF SEQ ID NO:	Expression Signal	Most Similar (Top) Hit BLASTE Value	Top Hit Accession No.	Top Hit Database Source	Top Hit Descriptor
10981	23656	36908	5.97	2.0E-04	AI922911.1	EST_HUMAN	vn81b06.x1 NCL_CGAP_U1 Homo sapiens cDNA clone IMAGE:2452211 3'
10981	23656	36910	5.97	2.0E-04	AI922911.1	EST_HUMAN	vn81b06.x1 NCL_CGAP_U1 Homo sapiens cDNA clone IMAGE:2452211 3'
11198	23863	37149	1.76	2.0E-04	AW864773.1	EST_HUMAN	PM2-SN0016-220300-002-e12 SN0018 Homo sapiens cDNA
12039	24582	31114	1.55	2.0E-04	8567387	NT	Homo sapiens peritoid (Drosophila) homolog 3 (PER3), mRNA
12468	24634		4.85	2.0E-04	H65162.1	EST_HUMAN	CHR220101 Chromosome 22 exon Homo sapiens cDNA clone G22_132 5'
251	13060	25698	2.94	1.0E-04	AF231919.1	NT	Homo sapiens chromosome 21 unknown mRNA
1772	14514	27214	10.45	1.0E-04	AI929419.1	EST_HUMAN	au60c01.x1 Schnelder fetal brain 00004 Homo sapiens cDNA clone IMAGE:2519136 3' similar to gb:L21698_cds1 PROTHYMOSIN ALPHA (HUMAN);contains element MSR1 repetitive element ;
3010	15776	28426	0.79	1.0E-04	4507334	NT	Homo sapiens synaptotaglin 1 (SYNJ1), mRNA
3601	16257	28912	5.74	1.0E-04	AF198779.1	NT	Homo sapiens transcription factor 1(GHM enhancer 3, JM11 protein, JM4 protein, JM5 protein, T54 protein, JM10 protein, A4 differentiation-dependent protein, triple LIM domain protein 6, and synaptophysin genes, complete cds; and L-type calcium channel a>
3572	16327	28974	1.27	1.0E-04	AF228527.1	NT	Homo sapiens TRIAD3 mRNA, partial cds
3572	16327	28976	1.27	1.0E-04	AF228527.1	NT	Homo sapiens TRIAD3 mRNA, partial cds
9881	16631	29270	0.79	1.0E-04	8922829	NT	Homo sapiens hypohomocystinemia protein FLJ11026 (FLJ11026), mRNA
9984	22612	35816	1.07	1.0E-04	AA042975.1	EST_HUMAN	zk53108.s1 Soares_pregnant_uterus_NbHP1 Homo sapiens cDNA clone IMAGE:486687 3'
12012	24645		1.81	1.0E-04	AL163246.2	NT	Homo sapiens chromosome 21 segment HSZ1C046
2274	15000	27738	1.53	9.0E-05	X89211.1	NT	H. sapiens DNA for endogenous retroviral like element
2274	15000	27739	1.53	9.0E-05	X89211.1	NT	H. sapiens DNA for endogenous retroviral like element
11523	24123		10.43	9.0E-05	BF330676.1	EST_HUMAN	QV4-BT0257-081189-017-e03 BT0257 Homo sapiens cDNA
11493	24094	37405	10.87	8.0E-05	AI929244.1	EST_HUMAN	au68h07.x1 Schnelder fetal brain 00004 Homo sapiens cDNA clone IMAGE:2519005 3' similar to SW:RL21_HUMAN_P46778_60S_RIBOSOMAL_PROTEIN_L21. ;
10056	22703	35921	2.01	7.0E-05	BE081653.1	EST_HUMAN	QV2-BT0635-240400-162-c02 BT0635 Homo sapiens cDNA
11807	24397	37731	1.27	7.0E-05	Z21378.1	EST_HUMAN	HSAAAEAWO TEST1, Human adult Testis tissue Homo sapiens cDNA clone cam test346 (b)
1034	13784	26454	3.59	6.0E-05	AV721898.1	EST_HUMAN	AV721898 HTB Homo sapiens cDNA clone HTBBZC06 5'
1915	14652		4.73	6.0E-05	AA550629.1	EST_HUMAN	ri86610.s1 NCL_CGAP_P111 Homo sapiens cDNA clone IMAGE:998379 similar to gb:K03002 60S RIBOSOMAL PROTEIN L32 (HUMAN);
6475	19242	32242	0.62	6.0E-05	AA503892.1	EST_HUMAN	mf37b07.s1 NCL_CGAP_P16 Homo sapiens cDNA clone IMAGE:954517
8845	21337	34481	2.3	6.0E-05	AW063252.1	EST_HUMAN	xc07b09.x1 NCL_CGAP_Co21 Homo sapiens cDNA clone IMAGE:2983545 3' similar to TR:Q69306 Q69306 LONG INTERSPERSED REPETITIVE DNA CONTAINING 7 ORF'S. ;contains L1.b2 L1 repetitive element ;
8909	21600	34742	3.46	6.0E-05	AA427878.1	EST_HUMAN	zvf53b06.s1 Soares_total_fetus_Nb2HF8_9w Homo sapiens cDNA clone IMAGE:773747 3'
8908	21600	34743	3.48	6.0E-05	AA427878.1	EST_HUMAN	zvf53b06.s1 Soares_total_fetus_Nb2HF8_9w Homo sapiens cDNA clone IMAGE:773747 3'
8973	21663	34814	0.81	6.0E-05	A1095314.1	EST_HUMAN	qt18h05.x1 NCL_CGAP_Brn25 Homo sapiens cDNA clone IMAGE:1750425 3'



Table 4

Single Exon Probes Expressed In Brain

Probe SEQ ID NO:	Exon SEQ ID NO:	ORF SEQ ID NO:	Expression Signal	Most Similar (Top) Hit BLAST E Value	Top Hit Accession No.	Top Hit Database Source	Top Hit Descriptor
8973	21663	34815	0.81	6.0E-65	AI085314.1	EST_HUMAN	qf19h05.x1 NCI_CGAP_Bm25 Homo sapiens cDNA clone IMAGE:1750425 3'
10783	23466	36707	3.82	6.0E-65	BE567816.1	EST_HUMAN	601340485FT NIH_JMGC_53 Homo sapiens cDNA clone IMAGE:3682677 5'
10988	23644	36697	1.52	6.0E-65	BF340825.1	EST_HUMAN	602037721F1 NCI_CGAP_Bm64 Homo sapiens cDNA clone IMAGE:4185677 5'
11480	24081	37392	1.86	6.0E-65	AL163210.2	NT	Homo sapiens chromosome 21 segment HS21C010
1331	14080	26754	1.6	5.0E-65	7661951	NT	Homo sapiens KIAA0156 gene product (KIAA0156), mRNA
1331	14080	26755	1.6	5.0E-65	7661951	NT	Homo sapiens KIAA0156 gene product (KIAA0156), mRNA
2151	14881	27615	1.6	5.0E-65	AB033798.1	NT	Homo sapiens hPAD-cclony10 mRNA for peptidylarginine deiminase type I, complete cds
3260	16012	28663	1.6	5.0E-65	4507848	NT	Homo sapiens ubiquitin specific protease 13 (isopeptidase T-3) (USP13) mRNA
3260	16012	28664	1.6	5.0E-65	4507848	NT	Homo sapiens ubiquitin specific protease 13 (isopeptidase T-3) (USP13) mRNA
10364	23011	36226	1.01	5.0E-65	AF009698.1	NT	Multiple sclerosis associated retrovirus polyprotein (pp) mRNA, partial cds
188	13001	25642	2.02	4.0E-65	AL120419.1	EST_HUMAN	DKFZp761G108_r1 761 (synonym: hamy2) Homo sapiens cDNA clone DKFZp761G108 5'
728	13502	26156	1.37	4.0E-65	AI266468.1	EST_HUMAN	qm46e01.x1 Soares_placenta_8to9weeks_2NbHP8to9W Homo sapiens cDNA clone IMAGE:1891800 3'
728	13502	26157	1.37	4.0E-65	AI266468.1	EST_HUMAN	qm46e01.x1 Soares_placenta_8to9weeks_2NbHP8to9W Homo sapiens cDNA clone IMAGE:1891800 3'
1056	13814	26475	1.38	4.0E-65	4828735	NT	Homo sapiens fragile X mental retardation, autosomal homolog 1 (FXR1), mRNA
1469	14216	26903	11.08	4.0E-65	4508636	NT	Homo sapiens ribosomal protein L34 (RPL34) mRNA
2336	15060	27796	0.91	4.0E-65	BE221469.1	EST_HUMAN	hu256a04.x1 NCI_CGAP_Mel15 Homo sapiens cDNA clone IMAGE:3171102 3'
2336	15060	27797	0.91	4.0E-65	BE221469.1	EST_HUMAN	hu256a04.x1 NCI_CGAP_Mel15 Homo sapiens cDNA clone IMAGE:3171102 3'
3930	16680	29321	1.08	4.0E-65	AW993185.1	EST_HUMAN	RC2-BN0033-(60200-013-e03 BN0033 Homo sapiens cDNA
5124	17842	30459	1.03	4.0E-65	6055269	NT	Homo sapiens low density lipoprotein receptor related protein-deleted in tumor (LRPDI1), mRNA
5124	17842	30460	1.03	4.0E-65	9055269	NT	Homo sapiens low density lipoprotein receptor related protein-deleted in tumor (LRPDI1), mRNA
6063	18842	31804	4.6	4.0E-65	AB033093.1	NT	Homo sapiens mRNA for KIAA1267 protein, partial cds
6063	18842	31805	4.6	4.0E-65	AB033093.1	NT	Homo sapiens mRNA for KIAA1267 protein, partial cds
6883	19876	32723	0.55	4.0E-65	A7008372.1	NT	Homo sapiens oxysterol binding protein-related protein 3 (ORP3) mRNA, complete cds
7017	19709	32765	0.97	4.0E-65	M19879.1	NT	Human clabindin 27 gene, exons 10 and 11, and L1 and Alu repeats
7119	18807	32873	2.52	4.0E-65	11645780	NT	Homo sapiens hypothetical protein FLJ22087 (FLJ22087), mRNA
7448	20124	33215	0.97	4.0E-65	U40372.1	NT	Human 3',5' cyclic nucleotide phosphodiesterase (HSPDE1C3A) mRNA, partial cds
7448	20124	33216	0.97	4.0E-65	U40372.1	NT	Human 3',5' cyclic nucleotide phosphodiesterase (HSPDE1C3A) mRNA, partial cds
7741	20437	33558	1.86	4.0E-65	5453765	NT	Homo sapiens nel (chicken)-like 2 (NELL2), mRNA
7741	20437	33559	1.86	4.0E-65	5453765	NT	Homo sapiens nel (chicken)-like 2 (NELL2), mRNA
9044	21734	34888	0.63	4.0E-65	11429127	NT	Homo sapiens Janus kinase 2 (a protein tyrosine kinase) (JAK2), mRNA
10480	23126		2.04	4.0E-65	AJ277546.2	NT	Homo sapiens WEE1 gene for protein kinase and partial ZNF143 gene for zinc finger transcription factor

Single Exon Probes Expressed in Brain

Probe SEQ ID NO:	Exon SEQ ID NO:	ORF SEQ ID NO:	Expression Signal	Most Similar (Top) Hit BLAST E Value	Top Hit Accession No.	Top Hit Database Source	Top Hit Descriptor
10874	23654	36801	1.97	4.0E-65	AV738764.1	EST_HUMAN	AV738764 CB Homo sapiens cDNA clone CBC08E05 5'
11041	23712	36982	3.68	4.0E-65	AF119846.1	NT	Homo sapiens PRO1474 mRNA, complete cds
12319	13814	26476	1.46	4.0E-65	4826735	NT	Homo sapiens fragile X mental retardation, autosomal homolog 1 (FXR1), mRNA
1210	15522		3.8	3.0E-65	X78932.1	NT	H. sapiens HZF9 mRNA for zinc finger protein
1551	14287	26984	0.91	3.0E-65	4504626	NT	Homo sapiens immunoglobulin superfamily, member 3 (IGSF3) mRNA, and translated products ov23f03.s1 Scores_NHT Homo sapiens cDNA clone IMAGE:1638173 3' similar to contains element
1816	14556	27271	0.93	3.0E-65	A1000692.1	EST_HUMAN	MSR1 repetitive element:
3271	16032	28683	0.75	3.0E-65	4504950	NT	Homo sapiens laminin, beta 1 (LAMB1), mRNA
3709	16462	29101	0.89	3.0E-65	A1000692.1	EST_HUMAN	ov23f03.s1 Scores_NHT Homo sapiens cDNA clone IMAGE:1638173 3' similar to contains element MSR1 repetitive element:
4602	17337	29966	1.91	3.0E-65	6912385	NT	Homo sapiens rab6 GTPase activating protein (GAP and centrosome-associated) (GAPCENA), mRNA
9969	22617	35820	1.44	3.0E-65	BE787366.1	EST_HUMAN	601479886F1 NIH_MGC_68 Homo sapiens cDNA clone IMAGE:3882405 5'
11963	23174	35402	11.12	3.0E-65	AA4300006.1	EST_HUMAN	z65a06.t1 Scores_NHT Homo sapiens cDNA clone IMAGE:781042 5'
3399	16157	28809	5.75	2.0E-65	BF680294.1	EST_HUMAN	602165062F1 NIH_MGC_83 Homo sapiens cDNA clone IMAGE:42865668 5'
6442	19210		2.46	2.0E-65	BE263373.1	EST_HUMAN	601190883F1 NIH_MGC_7 Homo sapiens cDNA clone IMAGE:3634741 5'
7032	19724	32780	32.07	2.0E-65	BF576922.1	EST_HUMAN	602134359F1 NIH_MGC_81 Homo sapiens cDNA clone IMAGE:4289295 5'
8744	21436	34582	1.09	2.0E-65	AK024463.1	NT	Homo sapiens mRNA for FLJ00056 protein, partial cds
8744	21436	34583	1.06	2.0E-65	AK024463.1	NT	Homo sapiens SW/ISNF related, matrix associated, actin dependent regulator of chromatin, subfamily d, member 3 (SMARCD3), mRNA
10552	23248	36485	2	2.0E-65	11419247	NT	EST178765 Cdon carcinoma (HCC) cell line Homo sapiens cDNA 5' end similar to similar to endogenous retrovirus
11969	24515		3.65	2.0E-65	AA307904.1	EST_HUMAN	601854033F1 NIH_MGC_57 Homo sapiens cDNA clone IMAGE:4073769 5'
12431	25156		2.2	2.0E-65	BF246096.1	EST_HUMAN	601763488F1 NIH_MGC_20 Homo sapiens cDNA clone IMAGE:4026501 5'
89	12915		1.59	1.0E-65	BF125544.1	EST_HUMAN	Homo sapiens putative Rab5 GDP/GTP exchange factor homologue (RABEX6), mRNA
526	13310	26943	1.44	1.0E-65	7657495	NT	Homo sapiens mRNA for KIAA1513 protein, partial cds
2033	14768	27498	1.29	1.0E-65	AB040946.1	NT	h224409.x1 NCI_CGAP_GC6 Homo sapiens cDNA clone IMAGE:3208888 3'
3365	16124	28781	0.81	1.0E-65	BE466681.1	EST_HUMAN	Homo sapiens glypican 4 (GPC4) mRNA
3980	16728	29362	2.47	1.0E-65	4504082	NT	Homo sapiens glypican 4 (GPC4) mRNA
3980	16728	29363	2.47	1.0E-65	4504082	NT	Homo sapiens glypican 4 (GPC4) mRNA
4183	16923	29551	2.01	1.0E-65	AW029340.1	EST_HUMAN	wx09c09.x1 NCI_CGAP_Gas4 Homo sapiens cDNA clone IMAGE:2543152 3'
4183	16923	29552	2.01	1.0E-65	AW029340.1	EST_HUMAN	wx09c09.x1 NCI_CGAP_Gas4 Homo sapiens cDNA clone IMAGE:2543152 3'
6162	20846	33977	2.04	1.0E-65	AW820481.1	EST_HUMAN	QV2-ST0298-140200-042-f12 ST0298 Homo sapiens cDNA
8192	20846	33978	2.04	1.0E-65	AW820481.1	EST_HUMAN	QV2-ST0298-140200-042-f12 ST0298 Homo sapiens cDNA

Page 341 of 536  
Table 4

Single Exon Probes Expressed in Brain

Probe SEQ ID NO:	Exon SEQ ID NO:	ORF SEQ ID NO:	Expression Signal	Most Similar (Top) Hit BLAST E Value	Top Hit Accession No.	Top Hit Database Source	Top Hit Descriptor
8178	20872	34006	0.56	1.0E-65	BE732118.1	EST_HUMAN	601566124F1 NIH_MGC_21 Homo sapiens cDNA clone IMAGE:3841012 5'
8178	20872	34007	0.56	1.0E-65	BE732118.1	EST_HUMAN	601566124F1 NIH_MGC_21 Homo sapiens cDNA clone IMAGE:3841012 5'
8178	20872	34047	2.03	1.0E-65	AU141295.1	EST_HUMAN	AU141295 THYRO1 Homo sapiens cDNA clone THYRO1000356 5'
8218	20912	34048	2.03	1.0E-65	AU141295.1	EST_HUMAN	AU141295 THYRO1 Homo sapiens cDNA clone THYRO1000356 5'
8218	20912	34576	1.21	1.0E-65	BF698707.1	EST_HUMAN	602126239F1 NIH_MGC_56 Homo sapiens cDNA clone IMAGE:4283313 6'
8739	21431	34752	2.62	1.0E-65	AU128040.1	EST_HUMAN	AU128040 NT2RP2 Homo sapiens cDNA clone NT2RP2004714 5'
8918	21609	34753	2.36	1.0E-65	AU128040.1	EST_HUMAN	AU128040 NT2RP2 Homo sapiens cDNA clone NT2RP2004714 5'
8929	21620	34848	1.96	1.0E-65	11431894	NT	Homo sapiens Inositol 1,4,5-triphosphate receptor, type 1 (ITPR1), mRNA
9007	21697	35124	5.05	1.0E-65	AI191716.1	EST_HUMAN	Homo sapiens KIAA0656 gene product (KIAA0656), mRNA
9377	21852	35943	1.11	1.0E-65	AU153793.1	EST_HUMAN	qf56a02.x1 Soares_testis_NHT Homo sapiens cDNA clone IMAGE:1733450 3' similar to gb:M28581 ZINC FINGER PROTEIN 8 (HUMAN); contains MER19.11 MER19 repetitive element;
9785	22436	36064	0.8	1.0E-65	AA069595.1	EST_HUMAN	AU153793 NT2RP3 Homo sapiens cDNA clone NT2RP3004016 3'
10200	22848	36346	1.01	1.0E-65	AB037832.1	NT	z175a04.r1 Soares_pineal_gland_N3HPG Homo sapiens cDNA clone IMAGE:382734 5'
10470	23116	36477	1.58	1.0E-65	M26187.1	NT	Homo sapiens mRNA for KIAA1411 protein, partial cds
10546	23242	36610	8.53	1.0E-65	BF698707.1	EST_HUMAN	Homo sapiens ribosomal protein L7a (RPL7A) mRNA
10676	23367	37018	2.24	1.0E-65	BF698707.1	EST_HUMAN	Homo sapiens ribosomal protein L7a (RPL7A) mRNA
11075	23745	37122	2.28	1.0E-65	AI621017.1	EST_HUMAN	602126239F1 NIH_MGC_56 Homo sapiens cDNA clone IMAGE:4283313 6'
11172	23839	37122	2.65	1.0E-65	AI621017.1	EST_HUMAN	602126239F1 NIH_MGC_56 Homo sapiens cDNA clone IMAGE:4283313 6'
12013	24546	31098	5.92	1.0E-65	AL160311.1	NT	1s76a06.x1 NCI_CGAP_68 Homo sapiens cDNA clone IMAGE:2237170 3' similar to gb:L16533_ma1
12108	24604	25531	1.97	1.0E-65	AL160311.1	NT	PANCREATITIS ASSOCIATED PROTEIN 1 PRECURSOR (HUMAN);
12519	24867	25531	1.31	9.0E-66	AL160311.1	NT	1s76a06.x1 NCI_CGAP_68 Homo sapiens cDNA clone IMAGE:2237170 3' similar to gb:L16533_ma1
69	12897	25532	1.88	9.0E-66	5031980	NT	PANCREATITIS ASSOCIATED PROTEIN 1 (CG12-1), mRNA
69	12897	25532	1.88	9.0E-66	5031980	NT	Homo sapiens TNF-inducible protein CG12-1 (CG12-1), mRNA
1332	14081	26757	1.88	9.0E-66	M87299.1	NT	Homo sapiens cadherin EGF LAG seven-pass G-type receptor 1 (CELSR1), mRNA
1332	14081	26757	5.51	9.0E-66	M87299.1	NT	Homo sapiens cadherin EGF LAG seven-pass G-type receptor 1 (CELSR1), mRNA
1467	14214	30009	0.77	8.0E-66	AA424304.1	EST_HUMAN	Homo sapiens sulfotransferase-related protein (SULT3), mRNA
4842	17376	29698	2.99	7.0E-66	BE064410.1	EST_HUMAN	Homo sapiens sulfotransferase-related protein (SULT3), mRNA
11319	24010	29698	1.15	6.0E-66	AI924653.1	EST_HUMAN	Novel human gene mapping to chromosome 22
4332	17071	29689	1.15	6.0E-66	AI924653.1	EST_HUMAN	Novel human gene mapping to chromosome 22
							Novel human gene mapping to chromosome 22
							Novel human gene mapping to chromosome 22
							Homo sapiens 26S proteasome-associated pad1 homolog (POH1) mRNA
							Homo sapiens 26S proteasome-associated pad1 homolog (POH1) mRNA
							Homo sapiens 26S proteasome-associated pad1 homolog (POH1) mRNA
							Homo sapiens 26S proteasome-associated pad1 homolog (POH1) mRNA
							Homo sapiens transposon-like element, partial
							Human transposon-like element, partial
							z90c05.r1 Soares_NrHMPu_S1 Homo sapiens cDNA clone IMAGE:767048 5'
							RC4-BT0311-141189-011-r06 BT0311 Homo sapiens cDNA
							wn57h07.x1 NCI_CGAP_Lu19 Homo sapiens cDNA clone IMAGE:2449597 3' similar to WP:F15G9.4A
							CE18595 ;
							wn57h07.x1 NCI_CGAP_Lu19 Homo sapiens cDNA clone IMAGE:2449597 3' similar to WP:F15G9.4A
							CE18595 ;
							wn57h07.x1 NCI_CGAP_Lu19 Homo sapiens cDNA clone IMAGE:2449597 3' similar to WP:F15G9.4A
							CE18595 ;

Single Exon Probes Expressed in Brain

Probe SEQ ID NO:	Exon SEQ ID NO:	ORF SEQ ID NO:	Expression Signal	Most Similar (Top) Hit BLAST E Value	Top Hit Accession No.	Top Hit Database Source	Top Hit Descriptor
4332	17071	29700	1.15	6.0E-66	A1924953.1	EST_HUMAN	w157107.x1 NCL_CGAP_Lu19 Homo sapiens cDNA clone IMAGE:2449597 3' similar to WP:F15G9.4A
8333	21026		0.48	6.0E-66	BE178563.1	EST_HUMAN	CE18595:
11109	23778	37052	3.14	6.0E-66	X69181.1	NT	PM2-HT0604-030300-001-b06 HT0604 Homo sapiens cDNA
1346	14094	26769	1.45	5.0E-66	BE064410.1	EST_HUMAN	H.sapiens mRNA for ribosomal protein L31
5048	17765	30382	0.74	5.0E-66	BE898644.1	EST_HUMAN	RC4-BT0311-141189-011-R08 BT0311 Homo sapiens cDNA
5046	17765	30383	0.74	5.0E-66	BE898644.1	EST_HUMAN	601681592F1 NIH_MGC_9 Homo sapiens cDNA clone IMAGE:3951791 5'
9194	21864	35028	18.11	5.0E-66	11420557	NT	601681592F1 NIH_MGC_9 Homo sapiens cDNA clone IMAGE:3951791 5'
773	13845	26206	0.98	4.0E-66	AW897798.1	EST_HUMAN	Homo sapiens thyroid hormone receptor binding protein (AIB3), mRNA
1729	14471	27170	1.14	4.0E-66	X89211.1	NT	Mus musculus fragile X mental retardation syndrome 1 homolog (Fmr1), mRNA
2278	15004	27744	1.83	4.0E-66	AJ223364.1	NT	RC1-NN0063-100500-022-e02 NN0063 Homo sapiens cDNA
2477	15195		3.02	4.0E-66	AW9211.1	NT	Homo sapiens DNA for endogenous retroviral like element
4733	17465		10.89	4.0E-66	9635487	NT	Homo sapiens germ-line DNA upstream of Jkappa locus
5463	18262	31153	3.73	4.0E-66	11428643	NT	Human endogenous retrovirus, complete genome
5657	18452	31398	1.15	4.0E-66	AW939119.1	EST_HUMAN	Homo sapiens methylene tetrahydrofolate dehydrogenase (NAD+ dependent), methenyltetrahydrofolate cyclohydrolase (MTHFD2), mRNA
6767	17928	30561	4.83	4.0E-66	AW965473.1	EST_HUMAN	QV1-DT0089-110200-067-g10 DT0089 Homo sapiens cDNA
7031	19723	32779	7.93	4.0E-66	U78168.1	NT	EST37754B IMAGE resequences, MAGI Homo sapiens cDNA
7529	18262	31153	0.72	4.0E-66	11428643	NT	Homo sapiens cAMP-regulated guanine nucleotide exchange factor 1 (cAMP-GEFI) mRNA, complete cds
7976	20671	33794	5.63	4.0E-66	11421638	NT	Homo sapiens methylene tetrahydrofolate dehydrogenase (NAD+ dependent), methenyltetrahydrofolate cyclohydrolase (MTHFD2), mRNA
8034	20729	33862	0.73	4.0E-66	X67147.1	NT	Homo sapiens hypothetical protein FLJ20116 (FLJ20116), mRNA
10556	23252	36489	1.97	4.0E-66	BF507468.1	EST_HUMAN	Human endogenous retrovirus pHE.1 (ERV9)
11351	24041	37344	1.28	4.0E-66	AB023215.1	NT	U1-H-BW1-arr1-a-10-U1.s1 NCL_CGAP_Sub7 Homo sapiens cDNA clone IMAGE:3070747 3'
1407	14164	26835	10.96	3.0E-66	4502098	NT	Homo sapiens mRNA for KIAA0998 protein, partial cds
1407	14154	26836	10.96	3.0E-66	4502098	NT	Homo sapiens solute carrier family 25 (mitochondrial carrier; adenine nucleotide translocator), member 5 (SLC25A5), nuclear gene encoding mitochondrial protein, mRNA
1875	14711	27429	1.16	3.0E-66	N55323.1	EST_HUMAN	Homo sapiens solute carrier family 25 (mitochondrial carrier; adenine nucleotide translocator), member 5 (SLC25A5), nuclear gene encoding mitochondrial protein, mRNA
1975	14711	27430	1.16	3.0E-66	N55323.1	EST_HUMAN	yz27g12.r1 Soares multiple sclerosis_2NbhMSP Homo sapiens cDNA clone IMAGE:284328 5' similar to SW:H2B1_TIGCA P35068 HISTONE H2B.1/H2B.2. [2] PIR:B56612;

Page 343 of 536  
Table 4  
Single Exon Probes Expressed in Brain

Probe SEQ ID NO:	Exon SEQ ID NO:	ORF SEQ ID NO:	Expression Signal	Most Similar (Top) Hit BLAST E Value	Top Hit Accession No.	Top Hit Database Source	Top Hit Descriptor
1975	14711	27431	1.16	3.0E-66	N55323.1	EST_HUMAN	y27g12.1 Soares_multiple_sclerosis_2NhbHMSF Homo sapiens cDNA clone IMAGE:284326 5' similar to SW:H2B1_TIGCA P35068 HISTONE H2B.1/H2B.2 [2] PIR:B56612;
2711	15418	28156	3.54	3.0E-66	11141880	NT	Homo sapiens TGF(beta)-induced transcription factor 2 (TGIF2), mRNA
3115	16880	28520	6.3	3.0E-66	7662223	NT	Homo sapiens KIAA0849 gene product (KIAA0849), mRNA
5380	18180	30870	1.14	3.0E-66	AB020699.1	NT	Homo sapiens mRNA for KIAA0882 protein, partial cds
5490	18289	31186	0.73	3.0E-66	M13975.1	NT	Homo sapiens protein kinase C beta-II type (PRKCB1) mRNA, complete cds
5696	18479	31397	1.92	3.0E-66	11417946	NT	Homo sapiens NIPSNAP, C. elegans, homolog 1 (NIPSNAP1), mRNA
5698	18479	31398	1.92	3.0E-66	11417946	NT	Homo sapiens NIPSNAP, C. elegans, homolog 1 (NIPSNAP1), mRNA
9425	22103	35275	0.62	3.0E-66	AK024463.1	NT	Homo sapiens mRNA for FLJ00045 protein, partial cds
9610	22272	35459	0.52	3.0E-66	11417118	NT	Homo sapiens KIAA0433 protein (KIAA0433), mRNA
9973	22821	35928	0.8	3.0E-66	7019480	NT	Homo sapiens protocadherin beta 1 (PCDH-beta1), mRNA
10420	23066	36287	0.97	3.0E-66	AF155659.1	NT	Homo sapiens myobdenum cofactor biosynthesis protein E (MCBPE) mRNA, complete cds
11494	24095	37406	6.16	3.0E-66	5453949	NT	Homo sapiens protein phosphatase 2, regulatory subunit B (B56), alpha isoform (PPP2R5A) mRNA
11806	24396	37730	1.57	3.0E-66	AF223391.1	NT	Homo sapiens calcium channel alpha1E subunit (CACNA1E) gene, exons 7-49, and partial cds, alternatively spliced
50	12879	25505	2.15	2.0E-66	7657334	NT	Homo sapiens Missshapen/NIK-related kinase (MINIK), mRNA
50	12879	25506	2.15	2.0E-66	7657334	NT	Homo sapiens Missshapen/NIK-related kinase (MINIK), mRNA
413	12824	25437	1.76	2.0E-66	4505524	NT	Homo sapiens origin recognition complex, subunit 5 (yeast homolog)-like (ORC5L) mRNA, and translated products
413	12824	25438	1.76	2.0E-66	4505524	NT	Homo sapiens origin recognition complex, subunit 5 (yeast homolog)-like (ORC5L) mRNA, and translated products
1819	14558	27272	2.05	2.0E-66	AL163301.2	NT	Homo sapiens chromosome 21 segment HS21C101
3510	16266	28920	0.77	2.0E-66	8923290	NT	Homo sapiens hypothetical protein FLJ20309 (FLJ20309), mRNA
3747	16500	29134	0.68	2.0E-66	AL117283.1	NT	Novel human gene mapping to chromosome 1
4044	16789	29417	0.8	2.0E-66	AF108389.1	NT	Homo sapiens sodium/calcium exchanger isoform NaCa3 (NCX1) mRNA, complete cds
4607	17342	28974	9.48	2.0E-66	AJ133287.2	NT	Homo sapiens HLA-B gene for human leucocyte antigen B
4607	17342	28974	9.48	2.0E-66	AJ133287.2	NT	Homo sapiens HLA-B gene for human leucocyte antigen B
5728	18518	31439	1.3	2.0E-66	AW968854.1	EST_HUMAN	EST380930 IMAGE resequences, MAGJ Homo sapiens cDNA
5728	18518	31440	1.3	2.0E-66	AW968854.1	EST_HUMAN	EST380930 IMAGE resequences, MAGJ Homo sapiens cDNA
8746	21438	34585	2.26	2.0E-66	N45480.1	EST_HUMAN	y59c02.1 Soares_multiple_sclerosis_2NhbHMSF Homo sapiens cDNA clone IMAGE:277826 5'
12329	26370		2.37	2.0E-66	11418318	EST_HUMAN	Homo sapiens G-2 and S-phase expressed 1 (GTSE1), mRNA
1678	14422		1.15	1.0E-66	BE887173.1	EST_HUMAN	601508376F1 NIH_MGC 71 Homo sapiens cDNA clone IMAGE:3909831 6'
2895	15662	28308	1.36	1.0E-66	AV717817.1	EST_HUMAN	AV717817 DCB Homo sapiens cDNA clone DCBAD007 6'

Page 344 of 536  
Table 4  
Single Exon Probes Expressed in Brain

Probe SEQ ID NO:	Exon SEQ ID NO:	ORF SEQ ID NO:	Expression Signal	Most Similar (Top) Hit BLAST E Value	Top Hit Accession No.	Top Hit Database Source	Top Hit Descriptor
2895	15682	28310	1.36	1.0E-66	AV717817.1	EST_HUMAN	AV717817 DCB Homo sapiens cDNA clone DCBADCO7 5'
4352	15682	28309	3.81	1.0E-66	AV717817.1	EST_HUMAN	AV717817 DCB Homo sapiens cDNA clone DCBADCO7 5'
4352	15682	28310	3.81	1.0E-66	AV717817.1	EST_HUMAN	AV717817 DCB Homo sapiens cDNA clone DCBADCO7 5'
5297	18102	30761	5.96	1.0E-66	BF673088.1	EST_HUMAN	602152996F1 NIH_MGC 81 Homo sapiens cDNA clone IMAGE:4294161 5'
5692	18488	31406	0.77	1.0E-66	BE766232.1	EST_HUMAN	IL2-NT0101-280700-116-E04 NT0101 Homo sapiens cDNA
5692	18488	31407	0.77	1.0E-66	BE766232.1	EST_HUMAN	IL2-NT0101-280700-116-E04 NT0101 Homo sapiens cDNA
6839	19501	32526	1.57	1.0E-66	BF328623.1	EST_HUMAN	RC5-BN0183-010900-034-G06 BN0183 Homo sapiens cDNA
8357	21050	34789	1.19	1.0E-66	AA698858.1	EST_HUMAN	aa80e04.st NCJ_CGAP_GCB1 Homo sapiens cDNA clone IMAGE:827262 3'
9328	21863	35164	0.84	1.0E-66	AA018828.1	EST_HUMAN	zsf57e12.1f Soares retina N2b4HR Homo sapiens cDNA clone IMAGE:363118 5'
10270	22918	36129	0.92	1.0E-66	AV748749.1	EST_HUMAN	AV748749 NPC Homo sapiens cDNA clone NPCBVA05 5'
10270	22918	36130	0.92	1.0E-66	AV748749.1	EST_HUMAN	AV748749 NPC Homo sapiens cDNA clone NPCBVA05 5'
10862	23542	36789	2.48	1.0E-66	AF11167.2	NT	Homo sapiens jun dimerization protein gene, partial cds; cfos gene, complete cds; and unknown gene
11509	24109	37422	1.8	1.0E-66	AW968744.1	EST_HUMAN	EST380820 IMAGE resequences, MAGJ Homo sapiens cDNA
12113	24605		2.51	9.0E-67	11418177	NT	Homo sapiens Ran GTPase activating protein 1 (RANGAP1), mRNA
371	13196	25841	1.52	7.0E-67	AW162232.1	EST_HUMAN	au75d02.x1 Schneider fetal brain 00004 Homo sapiens cDNA clone IMAGE:2782083 3' similar to gb:M37104 ATP SYNTHASE COUPLING FACTOR 6, MITOCHONDRIAL PRECURSOR (HUMAN);
1361	14109	28784	2.89	7.0E-67	AA383416.1	EST_HUMAN	EST96812 Testis 1 Homo sapiens cDNA 5' end similar to similar to C. elegans hypothetical protein, cosmid ZK3353
1547	14293	26978	1.38	7.0E-67	W85947.1	EST_HUMAN	zh58b05.t1 Soares_fetal_liver_spleen_1NFLS_S1 Homo sapiens cDNA clone IMAGE:416049 5'
1547	14293	26980	1.38	7.0E-67	W85947.1	EST_HUMAN	zh58b05.t1 Soares_fetal_liver_spleen_1NFLS_S1 Homo sapiens cDNA clone IMAGE:416049 5'
2026	14761	27489	2.06	7.0E-67	7657243	NT	Homo sapiens Inositol 1,3,4-triphosphate 5/6 kinase (ITPK1), mRNA
2026	14761	27490	2.06	7.0E-67	7657243	NT	Homo sapiens Inositol 1,3,4-triphosphate 5/6 kinase (ITPK1), mRNA
2813	13196	25841	3.4	7.0E-67	AW162232.1	EST_HUMAN	au75d02.x1 Schneider fetal brain 00004 Homo sapiens cDNA clone IMAGE:2782083 3' similar to gb:M37104 ATP SYNTHASE COUPLING FACTOR 6, MITOCHONDRIAL PRECURSOR (HUMAN);
5989	18770	31733	0.78	7.0E-67	10190695	NT	Homo sapiens zinc finger protein 304 (ZNF304), mRNA
6177	18954	31927	2.02	7.0E-67	11425572	NT	Homo sapiens adaptor-related protein complex 2, beta 1 subunit (AP2B1), mRNA
6177	18954	31928	2.02	7.0E-67	11425572	NT	Homo sapiens adaptor-related protein complex 2, beta 1 subunit (AP2B1), mRNA
6623	18385	32389	1.29	7.0E-67	4885084	NT	Homo sapiens ATPase, H+ transporting, lysosomal (vacuolar proton pump) non-catalytic accessory protein 1A (110/116KD) (ATP6N1A), mRNA
7531	20201	33296	1	7.0E-67	11419212	NT	Homo sapiens mitochondrial carrier family protein (LOC65972), mRNA
7631	20201	33297	1	7.0E-67	11419212	NT	Homo sapiens mitochondrial carrier family protein (LOC65972), mRNA
8222	20916	34052	0.59	7.0E-67	4557732	NT	Homo sapiens latent transforming growth factor beta binding protein 2 (LTBP2) mRNA
8830	21522	34669	0.58	7.0E-67	10835044	NT	Homo sapiens retinaldehyde dehydrogenase 2 (RALDH2), mRNA

Table 4

Single Exon Probes Expressed in Brain

Probe SEQ ID NO:	Exon SEQ ID NO:	ORF SEQ ID NO:	Expression Signal	Most Similar (Top) Hit BLAST E Value	Top Hit Accession No.	Top Hit Database Source	Top Hit Descriptor
11266	23918		1.58	7.0E-67	11434579	NT	Homo sapiens fucosyltransferase 8 (alpha (1,6) fucosyltransferase) (FUT8), mRNA
11677	24272	37694	6.37	7.0E-67	U82486.1	NT	Human cytochrome oxidase subunit Via (COX6A1P) pseudogene, complete cds
11898	24465	37803	2.24	7.0E-67	11430460	NT	Homo sapiens low density lipoprotein-related protein 2 (LRP2), mRNA
11898	24465	37804	2.24	7.0E-67	11430460	NT	Homo sapiens low density lipoprotein-related protein 2 (LRP2), mRNA
12355	24759	31091	1.58	7.0E-67	AB011398.1	NT	Homo sapiens gene for AF-6, complete cds
546	13329	25960	2.12	6.0E-67	X68968.1	NT	H. sapiens mRNA for acetyl-CoA carboxylase
778	13550	26211	0.92	6.0E-67	Z17227.1	NT	Homo sapiens mRNA for transmembrane receptor protein
1250	13999	26966	1.29	6.0E-67	Y14320.1	NT	Homo sapiens PMP69 gene, exons 3, 4, 5, 6 & 7
3186	16929	28578	1.17	6.0E-67	4608434	NT	Homo sapiens retinoblastoma 1 (including osteosarcoma) (RB1) mRNA
3431	16187	28935	1.64	6.0E-67	4507332	NT	Homo sapiens Synapsin III (SYN3) mRNA, and translated products
3431	16187	28936	1.64	6.0E-67	4507332	NT	Homo sapiens Synapsin III (SYN3) mRNA, and translated products
4108	16849	29474	0.7	6.0E-67	AL163201.2	NT	Homo sapiens chromosome 21 segment HS21C001
4108	16849	29475	0.7	6.0E-67	AL163201.2	NT	Homo sapiens chromosome 21 segment HS21C001
4657	17391	30026	5.01	6.0E-67	7657020	NT	Homo sapiens DKFZp434P211 protein (DKFZP434P211), mRNA
4657	17391	30028	5.01	6.0E-67	7657020	NT	Homo sapiens DKFZp434P211 protein (DKFZP434P211), mRNA
5101	17635		1.23	6.0E-67	4507848	NT	Homo sapiens ubiquitin specific protease 13 (isopeptidase T-3) (USP13) mRNA
3215	15978	28629	1.91	5.0E-67	AF009690.1	NT	Homo sapiens T cell receptor beta locus, TCRBV7S3A2 to TCRBV12S2 region
10905	23585		1.68	5.0E-67	BE010038.1	EST_HUMAN	PM3-BND176-100400-001-g04 BND176 Homo sapiens cDNA
1305	14054	26728	0.93	4.0E-67	R90819.1	EST_HUMAN	yr02a11.t1 Soares adult brain N2b4HB55Y Homo sapiens cDNA clone IMAGE:167253 5'
7920	20615	33743	0.82	4.0E-67	AI733032.1	EST_HUMAN	q26c05.x5 NCI_CGAP_Kid3 Homo sapiens cDNA clone IMAGE:1493288 3' similar to SW:Z33A_HUMAN
8281	20975		1.24	4.0E-67	BF357321.1	EST_HUMAN	Q06730 ZINC FINGER PROTEIN 33A ;
10998	23669		1.39	4.0E-67	AA714294.1	EST_HUMAN	RC0-HT0934-150900-026-c03 HT0934 Homo sapiens cDNA
2816	13398	26031	1.55	3.0E-67	AA333768.1	EST_HUMAN	rw08a01.s1 NCI_CGAP_SS1 Homo sapiens cDNA clone IMAGE:1238472 3' similar to TR:O10385 O10385
3446	16202	28652	0.98	3.0E-67	BE064410.1	EST_HUMAN	PRO-POL-DUTPASE POLYPROTEIN ;
4646	17390	30012	2.87	3.0E-67	AW869159.1	EST_HUMAN	EST37903 Embryo, 9 week Homo sapiens cDNA 5' end
8091	20775	33905	1.53	3.0E-67	BF196068.1	EST_HUMAN	RC4-BT0311-141189-011-f06 BT0311 Homo sapiens cDNA
11224	23887		14.39	3.0E-67	AA927874.1	EST_HUMAN	MR3-SND068-040500-008-f01 SND068 Homo sapiens cDNA
163	12996	26035	0.81	2.0E-67	BE348354.1	EST_HUMAN	hr81f05.x1 NCI_CGAP_Kid11 Homo sapiens cDNA clone IMAGE:3134913 3' similar to SW:RHOP_MOUSE
825	13595	26265	7.3	2.0E-67	AW816405.1	EST_HUMAN	Q61085 GTP-RHO BINDING PROTEIN 1 ;
1083	13841		1.75	2.0E-67	AF167490.1	NT	Qm18b07.s1 Soares_NFL_T_GBC_S1 Homo sapiens cDNA clone IMAGE:1641365 3'
							hw16g09.x1 NCI_CGAP_Lu24 Homo sapiens cDNA clone IMAGE:3183136 3' similar to WP:F23H11.9
							CE08617 ;
							QV4-ST0234-161199-037-f05 ST0234 Homo sapiens cDNA
							Homo sapiens double stranded RNA activated protein kinase (PKR) gene, exons 2a, 2, 3, and 4

Single Exon Probes Expressed in Brain

Probe SEQ ID NO:	Exon SEQ ID NO:	ORF SEQ ID NO:	Expression Signal	Most Similar (Top) Hit BLAST E Value	Top Hit Accession No.	Top Hit Database Source	Top Hit Descriptor
1877	14614	27325	1.36	2.0E-67	BE303037.1	EST_HUMAN	ba72g05.y1 NIH_MGC_20 Homo sapiens cDNA clone IMAGE:2805976 5' similar to TR:O94892 O94892 KIAA0798 PROTEIN.;
1877	14614	27328	1.36	2.0E-67	BE303037.1	EST_HUMAN	ba72g05.y1 NIH_MGC_20 Homo sapiens cDNA clone IMAGE:2805976 5' similar to TR:O94892 O94892 KIAA0798 PROTEIN.;
2235	14963	27702	1.3	2.0E-67	11422946	NT	Homo sapiens hypothetical protein dJ462O23.2 (D.J462O23.2), mRNA
2235	14963	27703	1.3	2.0E-67	11422946	NT	Homo sapiens hypothetical protein dJ462O23.2 (D.J462O23.2), mRNA
2384	15105	27845	1.09	2.0E-67	AF308561.1	NT	Homo sapiens KRAB zinc finger protein ZFQR mRNA, complete cds
2432	15163	27887	1.28	2.0E-67	4758785	NT	Homo sapiens developmentally regulated GTP-binding protein 1 (DRG1), mRNA
3460	16216	28870	3.8	2.0E-67	AA625755.1	EST_HUMAN	zj91g01.s1 Soares_testis_NHT Homo sapiens cDNA clone IMAGE:745392 3'
3984	16732	28966	3.03	2.0E-67	AL169300.2	NT	Homo sapiens chromosome 21 segment HS21C100
5981	18762	31726	0.6	2.0E-67	AL049784.1	NT	Novel human gene mapping to chromosome 13
6034	18814	31774	5.54	2.0E-67	BF240758.1	EST_HUMAN	60187531F1 NIH_MGC_55 Homo sapiens cDNA clone IMAGE:4091893 5'
6203	18978	31956	2.46	2.0E-67	AB051763.1	NT	Homo sapiens mRNA for NADPH-cytochrome P-450 reductase, complete cds
6203	18978	31957	2.46	2.0E-67	AB051763.1	NT	Homo sapiens mRNA for NADPH-cytochrome P-450 reductase, complete cds
6545	19310	32315	0.76	2.0E-67	AL120542.1	EST_HUMAN	DKFZp761A228 J1 761 (synonym: hemy2) Homo sapiens cDNA clone DKFZp761A228 5'
8456	21148	34290	0.82	2.0E-67	AA334609.1	EST_HUMAN	EST38850 Embryo, 9 week Homo sapiens cDNA 5' end similar to similar to cerebellin
8456	21148	34291	0.82	2.0E-67	AA334609.1	EST_HUMAN	EST38850 Embryo, 9 week Homo sapiens cDNA 5' end similar to similar to cerebellin
8895	21586	34724	1.21	2.0E-67	AW602835.1	EST_HUMAN	RC4-BT0566-170100-011-c07 BT0566 Homo sapiens cDNA
8895	21586	34725	1.21	2.0E-67	AW602835.1	EST_HUMAN	RC4-BT0566-170100-011-c07 BT0566 Homo sapiens cDNA
9496	22076	35246	0.83	2.0E-67	AV731333.1	EST_HUMAN	AV731333 HTF Homo sapiens cDNA clone HTFARD03 5'
9608	22261	35447	0.97	2.0E-67	AW293624.1	EST_HUMAN	UI-H-B12-ahn-e-10-0-UI.s1 NCJ_CGAP_Sub4 Homo sapiens cDNA clone IMAGE:2727283 3'
10970	23646	36599	3.72	2.0E-67	BF034485.1	EST_HUMAN	601455262F1 NIH_MGC_68 Homo sapiens cDNA clone IMAGE:3856975 5'
10988	25433		-4.67	2.0E-67	11439448	NT	Homo sapiens KIAA0985 protein (KIAA0985), mRNA
11193	23868	37145	2.11	2.0E-67	BE295714.1	EST_HUMAN	601175762F1 NIH_MGC_17 Homo sapiens cDNA clone IMAGE:3531038 5'
11434	23201	36433	1.86	2.0E-67	BF377169.1	EST_HUMAN	PM2-TN0103-040900-001-c02 TN0103 Homo sapiens cDNA
12235	25231	30819	1.36	2.0E-67	11416189	NT	Homo sapiens thyroid autoantigen 70KD (Ku antigen) (G22P1), mRNA
12527	24874	31018	2.05	2.0E-67	11417877	NT	Homo sapiens gamma-glutamyltransferase 1 (GGT1), mRNA
246	13085	25695	9.34	1.0E-67	4502186	NT	Homo sapiens amyloid beta (A4) precursor protein (protease neuroin-1, Alzheimer disease) (APP), mRNA
692	13467	26114	1.01	1.0E-67	AA702784.1	EST_HUMAN	zj80b04.s1 Soares_fetal_liver_1NFLS_S1 Homo sapiens cDNA clone IMAGE:448015 3'
11845	24429	37770	8.58	1.0E-67	AI654867.1	EST_HUMAN	wb65c12.x1 NCJ_CGAP_GC6 Homo sapiens cDNA clone IMAGE:2310550 3'
2174	14903	27636	2.13	8.0E-68	BE870732.1	EST_HUMAN	601448558F1 NIH_MGC_95 Homo sapiens cDNA clone IMAGE:3852254 5'
3861	16601	28238	4.96	8.0E-68	AA209456.1	EST_HUMAN	zj82h10.r1 Stralagene hNT neuron (#937233) Homo sapiens cDNA clone IMAGE:648163 5' similar to SW:SAV_SULAC_Q07580 SAV PROTEIN.;



Page 347 of 536  
Table 4  
Single Exon Probes Expressed in Brain

Probe SEQ ID NO:	Exon SEQ ID NO:	ORF/SEQ ID NO:	Expression Signal	Most Similar (Top) Hit BLAST E Value	Top Hit Accession No.	Top Hit Database Source	Top Hit Descriptor
3851	16601	29239	4.96	8.0E-68	AA209456.1	EST_HUMAN	zq82h10.r1 Striatagene HNT neuron (#937233) Homo sapiens cDNA clone IMAGE:648163 5' similar to SW:SAV_SULAC_Q07590 SAV PROTEIN.;
800	20695	33922	0.55	7.0E-68	AI810505.1	EST_HUMAN	wb99e03.x1 NCI_CGAP_P128 Homo sapiens cDNA clone IMAGE:2312860 3'
7737	20402	33518	0.56	6.0E-68	AB014520.1	NT	Homo sapiens mRNA for KIAA0620 protein, partial cds
10347	22894	36213	2.47	6.0E-68	11422088	NT	Homo sapiens brefeldin A-inhibited guanine nucleotide-exchange protein 2 (BIG2), mRNA
11097	23767	37042	1.61	6.0E-68	AF133901.1	NT	Homo sapiens killer inhibitory receptor 2-2-1 (KIR221) and killer inhibitory receptor 2-2-2 (KIR222) genes, partial cds
12529	24875		1.78	6.0E-68	BE612554.1	EST_HUMAN	601432087F1 NIH_MGC_66 Homo sapiens cDNA clone IMAGE:3855761 5'
12772	25026	30963	1.4	6.0E-68	BF310875.1	EST_HUMAN	601894635F2 NIH_MGC_19 Homo sapiens cDNA clone IMAGE:4124144 5'
800	13572	26233	5.06	6.0E-68	AF231919.1	NT	Homo sapiens chromosome 21 unknown mRNA
800	13572	26234	5.05	5.0E-68	AF231919.1	NT	Homo sapiens chromosome 21 unknown mRNA
2783	15498	28226	1.36	5.0E-68	AF231919.1	NT	Homo sapiens chromosome 21 unknown mRNA
3144	15908	28553	3.23	5.0E-68	AB037862.1	NT	Homo sapiens mRNA for KIAA1431 protein, partial cds
4457	17193	29819	0.73	5.0E-68	AL157645.1	EST_HUMAN	DKFZp547D207_1 547 (synonym: hfrb1) Homo sapiens cDNA clone DKFZp547D207 5'
6927	19389	32402	0.61	5.0E-68	7019512	NT	Homo sapiens RAB3A interacting protein (rab3l1)-like 1 (RAB3L1), mRNA
6927	19389	32403	0.61	5.0E-68	7019512	NT	Homo sapiens RAB3A interacting protein (rab3l1)-like 1 (RAB3L1), mRNA
4918	17646		9.55	4.0E-68	P04406	SWISSPROT	GLYERALDEHYDE 3-PHOSPHATE DEHYDROGENASE, LIVER
5098	17817	30434	0.87	4.0E-68	7549804	NT	Homo sapiens desiodinase, iodothyronine, type II (DIO2), transcript variant 2, mRNA
5874	18661	31602	0.7	4.0E-68	AF157063.1	NT	Homo sapiens sedlin (SEDL) gene, exon 4
6875	18692	32629	6.51	4.0E-68	11055991	NT	Homo sapiens serine carboxypeptidase 1 precursor protein (HSCP1), mRNA
6875	18692	32630	6.51	4.0E-68	11055991	NT	Homo sapiens serine carboxypeptidase 1 precursor protein (HSCP1), mRNA
7582	20250	33356	0.66	4.0E-68	7681683	NT	Homo sapiens DKFZP586L0724 protein (DKFZP586L0724), mRNA
8938	21629	34771	5.05	4.0E-68	D63479.2	NT	Homo sapiens mRNA for KIAA0145 protein, partial cds
8938	21629	34772	5.05	4.0E-68	D63479.2	NT	Homo sapiens mRNA for KIAA0145 protein, partial cds
9077	21766	34929	3.08	4.0E-68	AB040918.1	NT	Homo sapiens mRNA for KIAA1485 protein, partial cds
10925	23605	36854	1.68	4.0E-68	4506282	NT	Homo sapiens protein tyrosine phosphatase type IVA, member 1 (PTP4A1) mRNA
10925	23605	36855	1.68	4.0E-68	4506282	NT	Homo sapiens protein tyrosine phosphatase type IVA, member 1 (PTP4A1) mRNA
11115	23785	37061	1.26	4.0E-68	AB040948.1	NT	Homo sapiens mRNA for KIAA1515 protein, partial cds
11828	24412	37749	1.39	4.0E-68	AJ251760.1	NT	Homo sapiens NESP55, GNAS1 antisense (partial) and X1alphas (partial) genes
11864	24448	37789	12.15	4.0E-68	4758267	NT	Homo sapiens echinoderm microtubule-associated protein-like (EMAPL), mRNA
11864	24448	37790	12.15	4.0E-68	4758267	NT	Homo sapiens echinoderm microtubule-associated protein-like (EMAPL), mRNA
3653	16406	29045	5.37	3.0E-68	AF236082.1	NT	Mus musculus G-protein coupled receptor GPR73 (Gpr73) mRNA, complete cds
9357	20428		5.82	3.0E-68	AI342323.1	EST_HUMAN	q38h02.x1 Soares_fetal_lung_NbHL19W Homo sapiens cDNA clone IMAGE:1950291 3' similar to contains THR12 THR repetitive element;

Table 4

Single Exon Probes Expressed in Brain

Probe SEQ ID NO:	Exon SEQ ID NO:	ORF SEQ ID NO:	Expression Signal	Most Similar (Top) Hit BLAST E Value	Top Hit Accession No.	Top Hit Database Source	Top Hit Descriptor
10398	23045	36261	1.23	3.0E-68	F28784.1	EST_HUMAN	HSPD18178 HM3 Homo sapiens cDNA clone s3000023D09
2865	17883		15.31	2.0E-68	D00522.1	NT	Cricetulus longicaudatus mRNA for EF-1 alpha, complete cds
4633	17368	30004	1.38	2.0E-68	AB008681.1	NT	Homo sapiens gene for activin receptor type IIB, complete cds
6778	19520		9.64	2.0E-68	R45098.1	EST_HUMAN	yg98g04.s1 Soares infant brain 1N1B Homo sapiens cDNA clone IMAGE:34896 3'
6963	19445	32462	5.38	2.0E-68	BF035316.1	EST_HUMAN	601456514F1 NIH_MGC_66 Homo sapiens cDNA clone IMAGE:3862034 5'
7270	19854	33030	0.73	2.0E-68	BF336745.1	EST_HUMAN	IL3-CT0534-180900-273-A01 CT0534 Homo sapiens cDNA
8848	21539	34685	0.63	2.0E-68	Q05859	SWISSPROT	FORVIN 4 (LIMB DEFORMITY PROTEIN)
10505	23151	36376	0.75	2.0E-68	N78483.1	EST_HUMAN	yz78d07.r1 Soares_multiple_sclerostis_2NbhMSP Homo sapiens cDNA clone IMAGE:289165 5'
11210	23873	37160	1.66	2.0E-68	BF330594.1	EST_HUMAN	QV0-BT0074-130969-014-g04 BT0074 Homo sapiens cDNA
77	12903	25541	1	1.0E-68	4505222	NT	Homo sapiens meningioma (disrupted in balanced translocation) 1 (MN1), mRNA
289	13095	25737	13	1.0E-68	AW816405.1	EST_HUMAN	QV4-ST0234-181199-037-05 S T0234 Homo sapiens cDNA
2249	14977	27716	1.03	1.0E-68	AB011149.1	NT	Homo sapiens mRNA for KIAA0577 protein, complete cds
2248	14977	27716	1.03	1.0E-68	AB011149.1	NT	Homo sapiens mRNA for KIAA0577 protein, complete cds
3991	16739	28373	0.95	1.0E-68	BE296032.1	EST_HUMAN	60117702F1 NIH_MGC_17 Homo sapiens cDNA clone IMAGE:3632344 5'
4969	17694	30302	0.92	1.0E-68	AA897343.1	EST_HUMAN	el47g12.s1 Soares_NFL_T_GBC_S1 Homo sapiens cDNA clone IMAGE:1460518 3'
5239	18045	30674	1.37	1.0E-68	7662349	NT	Homo sapiens cell recognition molecule Caspr2 (KIAA0868), mRNA
6778	20245	33350	1	1.0E-68	11498716	NT	Homo sapiens senthin/SUMO-specific protease (SENP1), mRNA
10373	23019	36235	0.6	1.0E-68	AA429538.1	EST_HUMAN	zn74402.r1 Soares_testis_NHT Homo sapiens cDNA clone IMAGE:781923 5'
10756	23441	36685	1.85	1.0E-68	11418869	NT	Homo sapiens phosphodiesterase 7B (PDE7B), mRNA
10756	23441	36688	1.85	1.0E-68	L76416.1	NT	Homo sapiens phosphodiesterase 7B (PDE7B), mRNA
10818	23502	36741	3.5	1.0E-68		NT	Homo sapiens MIF2 suppressor (HSM13) mRNA, complete cds
11148	23815	37098	1.71	1.0E-68	11433277	NT	Homo sapiens myosin IC (MYO1C), mRNA
11226	23889	37176	1.62	1.0E-68	AF043129.1	NT	Homo sapiens Interleukin-7 receptor precursor (IL7R) gene, exons 7 and 8 and complete cds
11270	23931	37223	1.26	1.0E-68	U50319.1	NT	Human protein kinase C substrate 80K-H (PRKCSH) gene, exon 4-5
11270	23931	37224	1.26	1.0E-68	U50319.1	NT	Human protein kinase C substrate 80K-H (PRKCSH) gene, exon 4-5
11666	24261	37584	1.48	1.0E-68	11418431	NT	Homo sapiens CGI-76 protein (LOC51632), mRNA
11666	24261	37585	1.48	1.0E-68	11418431	NT	Homo sapiens CGI-76 protein (LOC51632), mRNA
12511	12903	28541	2.66	1.0E-68	4505222	NT	Homo sapiens meningioma (disrupted in balanced translocation) 1 (MN1), mRNA
12719	25322	30712	2.11	1.0E-68	11430460	NT	Homo sapiens low density lipoprotein-related protein 2 (LRP2), mRNA
19	12847	28460	1.16	9.0E-69	5031976	NT	Homo sapiens pre-B cell colony-enhancing factor (PBIEF) mRNA
19	12847	28461	1.16	9.0E-69	5031976	NT	Homo sapiens pre-B cell colony-enhancing factor (PBIEF) mRNA
1008	13766	28426	1.41	9.0E-69	5031980	NT	Homo sapiens 26S proteasome-associated pad1 homolog (POH1) mRNA
1008	13766	28427	1.41	9.0E-69	5031980	NT	Homo sapiens 26S proteasome-associated pad1 homolog (POH1) mRNA
2275	15001	27740	1.15	9.0E-69	4758279	NT	Homo sapiens EphA4 (EPhA4) mRNA

Single Exon Probes Expressed in Brain

Probe SEQ ID NO:	Exon SEQ ID NO:	ORF SEQ ID NO:	Expression Signal	Most Similar (Top) Hit BLAST E Value	Top Hit Accession No.	Top Hit Database Source	Top Hit Descriptor
2275	15001	27741	1.15	9.0E-69	4758279	NT	Homo sapiens EphA4 (EPHA4) mRNA
4109	16852	29479	0.71	9.0E-69	4757887	NT	Homo sapiens v-raf murine sarcoma viral oncogene homolog B1 (BRAF) mRNA
10805	23498		6.5	9.0E-69	AU117241.1	EST_HUMAN	AU117241 HEMBA1 Homo sapiens cDNA clone HEMBA1000968 5'
3381	16140		1.09	8.0E-69	AJ237744.1	NT	Homo sapiens RIBIIR gene (partial), exon 12
6259	19033	32008	8.49	7.0E-69	9966912	NT	Homo sapiens actin-related protein 3-beta (ARP3BETA), mRNA
7762	20458	33581	9.09	6.0E-69	AI192764.1	EST_HUMAN	q62h01.x1 Soares_fetal_lung_NbHL19W Homo sapiens cDNA clone IMAGE:1743601 3' similar to gb:L11566 60S RIBOSOMAL PROTEIN L18 (HUMAN);
7762	20458	33582	9.09	6.0E-69	AI192764.1	EST_HUMAN	q62h01.x1 Soares_fetal_lung_NbHL19W Homo sapiens cDNA clone IMAGE:1743601 3' similar to gb:L11566 60S RIBOSOMAL PROTEIN L18 (HUMAN);
8873	21664	34709	1.01	5.0E-69	AA826039.1	EST_HUMAN	cd60a03.s1 NCI_CGAP_GCB1 Homo sapiens cDNA clone IMAGE:1372300 3'
607	13251		1.78	4.0E-69	AI873630.1	EST_HUMAN	wm28h11.x1 NCI_CGAP_UI4 Homo sapiens cDNA clone IMAGE:2437125 3'
9674	25073	31384	1.42	4.0E-69	BE561063.1	EST_HUMAN	601344705f1 NIH_MGC_8 Homo sapiens cDNA clone IMAGE:3677641 5'
6763	18545	31467	5.28	4.0E-69	AI764973.1	EST_HUMAN	wh67b06.x1 NCI_CGAP_Kid11 Homo sapiens cDNA clone IMAGE:2384816 3' similar to TR:O55137
9531	19297	32301	2.71	4.0E-69	4557732	NT	O55137 ACYL-COA THIOESTERASE. ;
6531	19297	32302	2.71	4.0E-69	4557732	NT	Homo sapiens latent transforming growth factor beta binding protein 2 (LTBP2) mRNA
8812	21604	34651	0.52	4.0E-69	AU119634.1	EST_HUMAN	Homo sapiens latent transforming growth factor beta binding protein 2 (LTBP2) mRNA
377	19202	29848	3.69	3.0E-69	BE258012.1	EST_HUMAN	AU119634 HEMBA1 Homo sapiens cDNA clone HEMBA1006283 5'
598	13376	26006	2.32	3.0E-69	AF221712.1	NT	601110371F1 NIH_MGC_16 Homo sapiens cDNA clone IMAGE:3951952 5'
							Homo sapiens Smad- and Olf-interacting zinc finger protein mRNA, partial cds
1548	14294		3.19	3.0E-69	T80514.1	EST_HUMAN	yd08a02.r1 Soares infant brain 1N1B Homo sapiens cDNA clone IMAGE:24880 5' similar to SP:A48836
5163	17894	37797	3.64	3.0E-69	11418185	NT	A48836 SPECF III=EGF REPEAT-CONTAINING FIBROPELLEIN-LIKE PROTEIN - SEA URCHIN ;
							Homo sapiens acnitiase 2, mitochondrial (ACO2), mRNA
6705	19820		0.67	3.0E-69	AJ277557.1	NT	Homo sapiens dNT-2 gene for mitochondrial 5'(3')-deoxyribonucleotidase (dNT-2 gene), exons 1-5
6769	17928	30563	0.74	3.0E-69	11426786	NT	Homo sapiens sperm surface protein (HSS), mRNA
							Homo sapiens short chain L-3-hydroxyacyl-CoA dehydrogenase precursor (HADHSC) gene, nuclear gene encoding mitochondrial protein, complete cds
7272	19956	33032	0.68	3.0E-69	AF095703.1	NT	Homo sapiens arm-repeat protein NPRAP/neurojungin (CTNND2) mRNA, partial cds
7320	20003	33082	1.83	3.0E-69	U62361.1	NT	Homo sapiens TRAFA6-binding protein T6BP mRNA, complete cds
7451	20127	33219	6.32	3.0E-69	AF268075.1	NT	Homo sapiens TRAFA6-binding protein T6BP mRNA, complete cds
8270	20984	34106	0.88	3.0E-69	AW138646.1	EST_HUMAN	UI-H-B11-acw-g-01-0-JL.s1 NCI_CGAP_Sub3 Homo sapiens cDNA clone IMAGE:2716840 3'
8666	21358		0.65	3.0E-69	AA376899.1	EST_HUMAN	EST98807 HSC172 cells II Homo sapiens cDNA 5' end similar to ribosomal protein S18
9313	21980	35152	1.01	3.0E-69	X13223.1	NT	H. sapiens mRNA for N-acetylglucosamide-(beta 1-4)-galactosyltransferase

Page 350 of 536  
Table 4  
Single Exon Probes Expressed in Brain

Probe SEQ ID NO:	Exon SEQ ID NO:	ORF SEQ ID NO:	Expression Signal	Most Similar (Top) Hit BLAST E Value	Top Hit Accession No.	Top Hit Database Source	Top Hit Descriptor
9433	22111	35286	2.03	3.0E-69	X06233.1	NT	Human mRNA for calcium-binding protein in macrophages (MRP-14) macrophage migration inhibitory factor (MIF)-related protein
9729	22380	35582	0.75	3.0E-69	5730036	NT	Homo sapiens SEC10 (S. cerevisiae)-like 1 (SEC10L1), mRNA
10538	23235	36468	1.44	3.0E-69	11432120	NT	Homo sapiens ribosomal protein S16a (RPS15A), mRNA
10745	23432		7.81	3.0E-69	AA376399.1	EST_HUMAN	EST88907 HSC172 cells II Homo sapiens cDNA 5' end similar to ribosomal protein S18
12024	24552		5.17	3.0E-69	11419157	NT	Homo sapiens HGC6.2 protein (HGC6.2), mRNA
126	13180	25827	1.64	2.0E-69	AF160252.1	NT	Homo sapiens KIAA0553 protein gene, complete cds; and alpha1b protein gene, partial cds
126	13180	25828	1.64	2.0E-69	AF160252.1	NT	Homo sapiens KIAA0553 protein gene, complete cds; and alpha1b protein gene, partial cds
395	13180	25827	10.33	2.0E-69	AF160252.1	NT	Homo sapiens KIAA0553 protein gene, complete cds; and alpha1b protein gene, partial cds
395	13180	25828	10.33	2.0E-69	AF160252.1	NT	Homo sapiens KIAA0553 protein gene, complete cds; and alpha1b protein gene, partial cds
1878	14616	27327	2.08	2.0E-69	BE257857.1	EST_HUMAN	601108444F1 NIH_MGC_18 Homo sapiens cDNA clone IMAGE:3350074 5'
2848	15616		3.16	2.0E-69	AA431157.1	EST_HUMAN	zn71g02.r1 Soares_testis_NHT Homo sapiens cDNA clone IMAGE:781682 5'
8452	21144	34284	1.08	2.0E-69	AA114270.1	EST_HUMAN	zm29g01.r1 Stratagene pancreas (#937208) Homo sapiens cDNA clone IMAGE:527088 5'
1698	14441	27139	1.98	1.0E-69	AF053788.1	NT	Rattus norvegicus brain specific cortactin-binding protein CBP60 mRNA, partial cds
4962	17687		0.74	1.0E-69	BE409094.1	EST_HUMAN	601301284F1 NIH_MGC_21 Homo sapiens cDNA clone IMAGE:3635781 5'
5959	18741	31700	0.87	1.0E-69	BE902501.1	EST_HUMAN	601675788F1 NIH_MGC_21 Homo sapiens cDNA clone IMAGE:3958532 5'
5959	18741	31701	0.87	1.0E-69	BE902501.1	EST_HUMAN	601675788F1 NIH_MGC_21 Homo sapiens cDNA clone IMAGE:3958532 5'
6508	19273	32274	4.37	1.0E-69	AW393969.1	EST_HUMAN	QV0-TT0010-031199-045-c07 TT0010 Homo sapiens cDNA
6721	19636	32678	1.28	1.0E-69	7662263	NT	Homo sapiens KIAA0716 gene product (KIAA0716), mRNA
6721	19636	32680	1.28	1.0E-69	7662263	NT	Homo sapiens KIAA0716 gene product (KIAA0716), mRNA
6737	19571	32603	3.01	1.0E-69	AB032973.1	NT	Homo sapiens mRNA for KIAA1147 protein, partial cds
6737	19571	32604	3.01	1.0E-69	AB032973.1	NT	Homo sapiens mRNA for KIAA1147 protein, partial cds
6782	19528	32554	1.14	1.0E-69	BE531007.1	EST_HUMAN	601278632F1 NIH_MGC_39 Homo sapiens cDNA clone IMAGE:3610814 5'
6782	19528	32555	1.14	1.0E-69	BE531007.1	EST_HUMAN	601278632F1 NIH_MGC_39 Homo sapiens cDNA clone IMAGE:3610814 5'
10073	22721	35937	4.91	1.0E-69	BE245070.1	EST_HUMAN	TCBAP1E2678 Pediatric pre-B cell acute lymphoblastic leukemia Baylor-HGSC project=TCBA Homo sapiens cDNA clone TCBAP2678
10073	22721	35938	4.91	1.0E-69	BE245070.1	EST_HUMAN	TCBAP1E2678 Pediatric pre-B cell acute lymphoblastic leukemia Baylor-HGSC project=TCBA Homo sapiens cDNA clone TCBAP2678
10168	22816	36034	1.38	1.0E-69	AB014607.1	NT	Homo sapiens mRNA for KIAA0707 protein, partial cds
10314	22981	36177	0.57	1.0E-69	BF628429.1	EST_HUMAN	602043782F1 NCI_CGAP_Brm67 Homo sapiens cDNA clone IMAGE:4181325 5'
10782	23465		10.52	1.0E-69	4504918	NT	Homo sapiens keratin 8 (KRT8) mRNA
11964	24512	37261	1.74	1.0E-69	BF125887.1	EST_HUMAN	601762902F1 NIH_MGC_20 Homo sapiens cDNA clone IMAGE:4025786 5'
12366	24769		4.45	1.0E-69	AI809994.1	EST_HUMAN	wf84e08.x1 Soares_NFL_T_GBC_S1 Homo sapiens cDNA clone IMAGE:2360390 3' similar to contains Alu repetitive element; contains element MIR repetitive element;

Table 4

Single Exon Probes Expressed in Brain

Probe SEQ ID NO:	Exon SEQ ID NO:	ORF SEQ ID NO:	Expression Signal	Most Similar (Top) Hit BLAST E Value	Top Hit Accession No.	Top Hit Database Source	Top Hit Descriptor
2331	15591	27791	2.08	8.0E-70	AA230303.1	EST_HUMAN	nc13d12.1 NCI_CGAP_P1 Homo sapiens cDNA clone IMAGE:1008023
4340	17079	29708	1.93	8.0E-70	L77568.1	NT	Homo sapiens DGS-1 mRNA, 3' end
1806	14546	27260	1.01	7.0E-70	AI497807.1	EST_HUMAN	hm89f01.x1 NCI_CGAP_Brn25 Homo sapiens cDNA clone IMAGE:2168305 3'
1806	14546	27261	1.01	7.0E-70	AI497807.1	EST_HUMAN	hm89f01.x1 NCI_CGAP_Brn25 Homo sapiens cDNA clone IMAGE:2168305 3'
1923	14660	27371	1.66	7.0E-70	AA282855.1	EST_HUMAN	z15h04.1 NCI_CGAP_GCB1 Homo sapiens cDNA clone IMAGE:719239 5'
2056	14788		2.92	7.0E-70	5031668	NT	Homo sapiens tumor suppressor deleted in oral cancer-related 1 (DOC-1R) mRNA
4199	16940	29568	3.67	7.0E-70	4757723	NT	Homo sapiens adenylate cyclase 3 (ADCY3) mRNA
5395	18195	30888	4.88	7.0E-70	AB032369.1	NT	Homo sapiens MIST mRNA, partial cds
5395	18195	30889	4.88	7.0E-70	AB032369.1	NT	Homo sapiens MIST mRNA, partial cds
6826	19487	32509	2.16	7.0E-70	AJ000052.1	NT	Homo sapiens gene encoding splicing factor SF1, exons 2-8
8330	21023	34159	2.2	7.0E-70	AB037715.1	NT	Homo sapiens mRNA for KIAA1294 protein, partial cds
8330	21023	34160	2.2	7.0E-70	AB037715.1	NT	Homo sapiens mRNA for KIAA1294 protein, partial cds
8622	21314	34467	3.68	7.0E-70	MT4099.1	NT	Human displacement protein (CCAAT) mRNA
8622	21314	34458	3.58	7.0E-70	MT4099.1	NT	Human displacement protein (CCAAT) mRNA
8055	21744	34902	3.8	7.0E-70	X59841.1	NT	Human PBX3 mRNA
8055	21744	34903	3.8	7.0E-70	X59841.1	NT	Human PBX3 mRNA
9335	20408	33622	3.43	7.0E-70	AF163715.1	NT	Homo sapiens phospholipid scramblase 1 gene, exon 1 and 5' flanking region
8361	20431	33551	2.69	7.0E-70	11525964	NT	Homo sapiens karyopherin beta 2b, transportin (TRN2), mRNA
9381	20431	33552	2.69	7.0E-70	11525964	NT	Homo sapiens karyopherin beta 2b, transportin (TRN2), mRNA
9536	22209	35394	0.57	7.0E-70	4557624	NT	Homo sapiens glutamate-cysteine ligase (gamma-glutamylcysteine synthetase), catalytic (72.8KD) (GLCLC) mRNA
10196	22844	36058	0.62	7.0E-70	AB036429.1	NT	Homo sapiens NDST4 mRNA for N-deacetylase/N-sulfotransferase 4, complete cds
10196	22844	36059	0.62	7.0E-70	AB036429.1	NT	Homo sapiens NDST4 mRNA for N-deacetylase/N-sulfotransferase 4, complete cds
11010	23682	36941	1.54	7.0E-70	11429685	NT	Homo sapiens spastic paraplegia 4 (autosomal dominant; spastin) (SPG4), mRNA
11010	23682	36942	1.54	7.0E-70	11429685	NT	Homo sapiens spastic paraplegia 4 (autosomal dominant; spastin) (SPG4), mRNA
11597	24198	37515	1.65	7.0E-70	11526319	NT	Homo sapiens HIR_ (histone cell cycle regulation defective, S. cerevisiae) homolog A (HIRA), mRNA
11597	24198	37516	1.65	7.0E-70	11526319	NT	Homo sapiens HIR_ (histone cell cycle regulation defective, S. cerevisiae) homolog A (HIRA), mRNA
851	13621	26291	1.77	6.0E-70	4502168	NT	Homo sapiens amyloid beta (A4) precursor protein (protease nexin-II, Alzheimer disease) (APP), mRNA
2193	14863	27693	1.21	6.0E-70	M30938.1	NT	Human Ku (p70/p80) subunit mRNA, complete cds
2513	15230	27970	1.22	6.0E-70	8923899	NT	Homo sapiens CMP-N-acetylneuraminic acid synthase (LOC556907), mRNA
2555	15598	28003	2.18	5.0E-70	7662307	NT	Homo sapiens KIAA0792 gene product (KIAA0792), mRNA

Page 352 of 536  
Table 4  
Single Exon Probes Expressed In Brain

Probe SEQ ID NO:	Exon SEQ ID NO:	ORF SEQ ID NO:	Expression Signal	Most Similar (Top) Hit BLAST E Value	Top Hit Accession No.	Top Hit Database Source	Top Hit Descriptor
2556	15698	28004	2.18	5.0E-70	7682307	NT	Homo sapiens KIAA0792 gene product (KIAA0792), mRNA
11974	24519		2.75	5.0E-70	BE166034.1	EST_HUMAN	MR3-H10487-150200-115-806 H10487 Homo sapiens cDNA
6856	19417	32431	1.03	4.0E-70	T06037.1	EST_HUMAN	EST T03926 Fetal brain, Stralagene (cat#936206) Homo sapiens cDNA clone HFBDN26
6866	19613	32653	1.78	4.0E-70	AW793226.1	EST_HUMAN	CM4-UM0003-010300-105-g08 UM0003 Homo sapiens cDNA
6896	19613	32654	1.78	4.0E-70	AW793226.1	EST_HUMAN	CM4-UM0003-010300-105-g08 UM0003 Homo sapiens cDNA
1584	14330	27016	1.23	3.0E-70	BE071796.1	EST_HUMAN	RC0-BT0522-071299-011-a12 BT0522 Homo sapiens cDNA
1684	14330	27017	1.23	3.0E-70	BE071796.1	EST_HUMAN	RC0-BT0522-071299-011-a12 BT0522 Homo sapiens cDNA
5532	18330	31234	0.85	3.0E-70	11430988	NT	Homo sapiens plakophilin 4 (PKP4), mRNA
5532	18330	31235	0.85	3.0E-70	11430988	NT	Homo sapiens plakophilin 4 (PKP4), mRNA
5955	18942	31581	1.6	3.0E-70	A1891976.1	EST_HUMAN	wh90403.x1 NCI_CGAP CLL1 Homo sapiens cDNA clone IMAGE:2388005 3'
6280	19053	32031	1.65	3.0E-70	BF885233.1	EST_HUMAN	602141561F1 NIH_MGC_46 Homo sapiens cDNA clone IMAGE:4302806 5'
6280	19053	32032	1.65	3.0E-70	BF885233.1	EST_HUMAN	602141561F1 NIH_MGC_46 Homo sapiens cDNA clone IMAGE:4302806 5'
10008	22656	35869	0.58	3.0E-70	BE502973.1	EST_HUMAN	hz81h02.x1 NCI_CGAP_Lu24 Homo sapiens cDNA clone IMAGE:3214419 3'
37	12865	25484	1.2	2.0E-70	AF012872.1	NT	Homo sapiens phosphatidylinositol 4-kinase 230 (pk4K230) mRNA, complete cds
673	13449	26089	14.09	2.0E-70	N42161.1	EST_HUMAN	yy07a10.r1 Soares melanocyte 2NbhM Homo sapiens cDNA clone IMAGE:270522 5' similar to SW:D3HL_RAT P29268 3-HYDROXYISOBUTYRATE DEHYDROGENASE PRECURSOR ;
673	13449	26089	14.09	2.0E-70	N42161.1	EST_HUMAN	yy07a10.r1 Soares melanocyte 2NbhM Homo sapiens cDNA clone IMAGE:270522 5' similar to SW:D3HL_RAT P29268 3-HYDROXYISOBUTYRATE DEHYDROGENASE PRECURSOR ;
689	13454	26113	1.7	2.0E-70	A1246899.1	EST_HUMAN	qx51h01.x1 NCI_CGAP_Pan1 Homo sapiens cDNA clone IMAGE:2004913 3'
1000	13760	26421	1.56	2.0E-70	8923669	NT	Homo sapiens hypothetical protein FLJ20768 (FLJ20768), mRNA
1161	13915	26578	3.05	2.0E-70	7661983	NT	Homo sapiens KIAA0193 gene product (KIAA0193), mRNA
1161	13915	26579	3.05	2.0E-70	7661983	NT	Homo sapiens KIAA0193 gene product (KIAA0193), mRNA
1736	14478	27177	1.66	2.0E-70	AL163202.2	NT	Homo sapiens chromosome 21 segment HS21C002
2318	15043		5.32	2.0E-70	AA054010.1	EST_HUMAN	zf48g04.r1 Soares retina N2b4HR Homo sapiens cDNA clone IMAGE:380214 5' similar to SW:GAG_HTL1A
3615	16368	26011	0.78	2.0E-70	H37988.1	EST_HUMAN	P03345 GAG POL YPROTEIN ;
4027	16772	29404	5.06	2.0E-70	M69181.1	NT	yp68b04.r1 Soares liver spleen 1NFLS Homo sapiens cDNA clone IMAGE:191599 5'
5428	18227	30939	8.7	2.0E-70	X72662.1	NT	Human nonmuscle myosin heavy chain-B (MYH10) mRNA, partial cds
5428	18227	30940	8.7	2.0E-70	X72662.1	NT	H.sapiens gene for schwannomin (CS8)
6111	18898	31857	1.27	2.0E-70	AF310105.1	NT	H.sapiens gene for schwannomin (CS8)
6538	19303	32307	1.75	2.0E-70	D12625.1	NT	Homo sapiens NALP1 mRNA, complete cds
6569	19333	32342	12.14	2.0E-70	AF123074.1	NT	Human mRNA for NF1 protein isoform (neurofibromin isoform), complete cds
6569	19333	32343	12.14	2.0E-70	AF123074.1	NT	Homo sapiens cytoplasmic dynein intermediate chain 1 mRNA, complete cds
6569	19333	32343	12.14	2.0E-70	AF123074.1	NT	Homo sapiens cytoplasmic dynein intermediate chain 1 mRNA, complete cds

Page 353 of 536  
Table 4  
Single Exon Probes Expressed in Brain

Probe SEQ ID NO:	Exon SEQ ID NO:	ORF SEQ ID NO:	Expression Signal	Most Similar (Top) Hit BLAST E Value	Top Hit Accession No.	Top Hit Database Source	Top Hit Descriptor
6897	17973	30530	1.68	2.0E-70	11422642	NT	Homo sapiens sialyltransferase 6 (N-acetylglucosaminidase alpha 2,3-sialyltransferase) (SIA16), mRNA
7303	19966	33062	0.76	2.0E-70	AF288207.1	NT	Homo sapiens cysteinyl-tRNA synthetase mRNA, complete cds, alternatively spliced
7819	20514	33639	9.02	2.0E-70	M21741.1	NT	Human guanine nucleotide-binding protein alpha-subunit gene (G-e-alpha), exons 4 and 5
8121	20816	33951	0.5	2.0E-70	11423599	NT	Homo sapiens amylo-1,6-glucosidase, 4-alpha-glucanotransferase (glycogen debranching enzyme, glycogen storage disease type III) (AGL), mRNA
8558	21250		0.8	2.0E-70	H47959.1	EST_HUMAN	yp79g02.t1 Soares fetal liver spleen 1NFLS Homo sapiens cDNA clone IMAGE:193682 5'
9087	21766	34918	0.95	2.0E-70	11526355	NT	Homo sapiens dynactin p62 subunit (LOC51184), mRNA
10038	22899	35904	1.46	2.0E-70	AF123303.1	NT	Homo sapiens calcium-binding transporter mRNA, partial cds
10500	23146	36373	0.47	2.0E-70	AB033042.1	NT	Homo sapiens mRNA for KIAA1216 protein, partial cds
11005	23677	36933	3.75	2.0E-70	8923420	NT	Homo sapiens hypothetical protein FLJ20450 (FLJ20450), mRNA
11005	23677	36934	3.75	2.0E-70	8923420	NT	Homo sapiens hypothetical protein FLJ20450 (FLJ20450), mRNA
11639	24236	37659	7.32	2.0E-70	4503520	NT	Homo sapiens eukaryotic translation initiation factor 3, subunit 6 (48KD) (EIF356) mRNA
12353	24767	31058	3.06	2.0E-70	11430460	NT	Homo sapiens low density lipoprotein-related protein 2 (LRP2), mRNA
12353	24757	31059	3.06	2.0E-70	11430460	NT	Homo sapiens low density lipoprotein-related protein 2 (LRP2), mRNA
3398	16147		2.63	1.0E-70	4507476	NT	Homo sapiens transglutaminase 3 (E polypeptide, protein-glutamine-gamma-glutamyltransferase) (TGM3) mRNA
9180	21850		0.69	1.0E-70	W85795.1	EST_HUMAN	zh55g05.t1 Soares_fetal_liver_spleen_1NFLS_S1 Homo sapiens cDNA clone IMAGE:416024 5'
9698	22349		0.65	1.0E-70	AA442292.1	EST_HUMAN	zr54c03.t1 Soares_testis_NHT Homo sapiens cDNA clone IMAGE:757444 5'
10852	23532	36777	7.13	1.0E-70	AV738538.1	EST_HUMAN	AV738538 CB Homo sapiens cDNA clone CB1BGB10 5'
5854	18641	31579	7.05	9.0E-71	AI143870.1	EST_HUMAN	q604f01.x1 Soares_testis_NHT Homo sapiens cDNA clone IMAGE:1738009 3' similar to TR:O14045
5854	18641	31580	7.05	9.0E-71	AI143870.1	EST_HUMAN	O14045 PHOSPHOTRANSFERASE.;
6932	19668	32714	2.23	9.0E-71	AI654903.1	EST_HUMAN	q604f01.x1 Soares_testis_NHT Homo sapiens cDNA clone IMAGE:1738009 3' similar to TR:O14045
11508	19668	32714	4.79	9.0E-71	AI654903.1	EST_HUMAN	O14045 PHOSPHOTRANSFERASE.;
8968	21658		5.03	8.0E-71	AA171451.1	EST_HUMAN	w652c05.x1 NCL_CGAP_G06 Homo sapiens cDNA clone IMAGE:2309288 3' similar to TR:P97213 P97213
7276	19959	33036	8.9	7.0E-71	AA442230.1	EST_HUMAN	CDU2, CDU1, TCDD, TCDB, TCDE, TCDA, TCDC, CDD1, CDD2, CDD3, AND CDD4 GENES.;
8578	21270	34408	1.02	7.0E-71	AA705457.1	EST_HUMAN	w652c05.x1 NCL_CGAP_G06 Homo sapiens cDNA clone IMAGE:2309288 3' similar to TR:P97213 P97213
11302	23961	37262	2.07	7.0E-71	AL163210.2	NT	CDU2, CDU1, TCDD, TCDB, TCDE, TCDA, TCDC, CDD1, CDD2, CDD3, AND CDD4 GENES.;
2207	14835	27673	5.97	5.0E-71	AF056822.1	NT	zr21d11.t1 Stratiogene neuroepithelium (#837231) Homo sapiens cDNA clone IMAGE:610101 5' similar to TR:G1143061 G1143061 STRAIN XA34 POL.;
							TR:G1143061 G1143061 STRAIN XA34 POL.;
							z60h08.t1 Soares_testis_NHT Homo sapiens cDNA clone IMAGE:758076 5'
							z60h08.t1 Soares_testis_NHT Homo sapiens cDNA clone IMAGE:758076 5'
							z60h08.t1 Soares_testis_NHT Homo sapiens cDNA clone IMAGE:758076 5'
							Homo sapiens chromosome 21 segment HS21C010
							Homo sapiens SP100-HMG nuclear autoantigen (SP100) mRNA, complete cds

Page 354 of 536  
Table 4

Single Exon Probes Expressed in Brain

Probe SEQ ID NO:	Exon SEQ ID NO:	ORF SEQ ID NO:	Expression Signal	Most Similar (Top) Hit BLAST E Value	Top Hit Accession No.	Top Hit Database Source	Top Hit Descriptor
4101	16844	28472	1.36	5.0E-71	AW816405.1	EST_HUMAN	QV4-ST0234-181199-037-05 ST0234 Homo sapiens cDNA
5780	18581	31508	2.23	5.0E-71	4502740	NT	Homo sapiens cyclin-dependent kinase 6 (CDK6) mRNA
6564	19329	32336	1.42	5.0E-71	11641408	NT	Homo sapiens keratin, hair, acidic, 7 (KRTHA7), mRNA
6821	19482	32504	1.43	5.0E-71	7662209	NT	Homo sapiens KIAA0623 gene product (KIAA0623), mRNA
6878	17954	30650	0.62	5.0E-71	AB033106.1	NT	Homo sapiens KIAA1280 protein, partial cds
6878	17954	30651	0.82	5.0E-71	AB033106.1	NT	Homo sapiens mRNA for KIAA1280 protein, partial cds
7046	19737	32798	0.76	5.0E-71	11431590	NT	Homo sapiens protein kinase C, beta 1 (PRKCB1), mRNA
7410	20087	33171	1.47	5.0E-71	M38106.1	NT	Human neurofibromatosis protein type 1 mRNA, 3' end of cds
7607	20273	33381	0.75	5.0E-71	11826443	NT	Homo sapiens MAGUK protein p55T, Protein Associated with Lins 2 (LOC51678), mRNA
7634	20289	33408	22.96	5.0E-71	AF072810.1	NT	Homo sapiens transcription factor WSTF mRNA, complete cds
8421	21114	34251	0.81	5.0E-71	6453777	NT	Homo sapiens nuclear factor related to kappa B binding protein (NFKB) mRNA
8421	21114	34252	0.87	5.0E-71	5453777	NT	Homo sapiens nuclear factor related to kappa B binding protein (NFKB) mRNA
8811	22462		2.67	5.0E-71	X13467.1	NT	Human PreA4 gene for Alzheimer's disease A4 amyloid protein precursor (exon 2)
10530	23227	36461	1.45	5.0E-71	5728900	NT	Homo sapiens GF-II mRNA-binding protein 3 (KOC1), mRNA
10901	23691	36831	2.63	5.0E-71	11436514	NT	Homo sapiens pro-platelet basic protein (includes platelet basic protein, beta-thromboglobulin, connective tissue-activating peptide III, neutrophil-activating peptide-2) (PPBP), mRNA
11147	23814	37097	2.57	5.0E-71	11438069	NT	Homo sapiens similar to hypothetical protein FLJ20163 (H. sapiens) (LOC63325), mRNA
340	13141	25778	102.7	4.0E-71	AF157626.1	NT	Equus caballus glyceraldehyde-3-phosphate dehydrogenase mRNA, partial cds
340	13141	25779	102.7	4.0E-71	AF157626.1	NT	Equus caballus glyceraldehyde-3-phosphate dehydrogenase mRNA, partial cds
2889	15656	28299	1.97	4.0E-71	4505880	NT	Homo sapiens plasminogen (PLG) mRNA
4394	17131	29762	3.37	4.0E-71	AF056322.1	NT	Homo sapiens SP100-HMG nuclear autoantigen (SP100) mRNA, complete cds
4828	17854	30266	5.57	4.0E-71	7657802	NT	Homo sapiens putative heme-binding protein (SOUL), mRNA
6069	17788	30404	1.1	4.0E-71	7019352	NT	Homo sapiens cofactor required for Sp1 transcriptional activation, subunit 3 (130kD) (CRSP3), mRNA
7833	20628		1.41	3.0E-71	AU135734.1	EST_HUMAN	AU135734 PLACE1 Homo sapiens cDNA clone IMAGE:1043683 similar to contains PTR5.43 PTR5
10591	23285	36523	3.38	3.0E-71	AA657683.1	EST_HUMAN	m45h10.s1 NCL_CGAP_P14 Homo sapiens cDNA clone IMAGE:1043683 similar to contains PTR5.43 PTR5 repetitive element;
1208	13959	26626	2.02	2.0E-71	AL163206.2	NT	Homo sapiens chromosome 21 segment HS21C008
5237	18043	30672	8.24	2.0E-71	D87462.1	NT	Human mRNA for KIAA0272 gene, partial cds
5237	18043	30673	8.24	2.0E-71	D87462.1	NT	Human mRNA for KIAA0272 gene, partial cds
6871	17948	30543	0.55	2.0E-71	AL042439.1	EST_HUMAN	DKFZp434D1721.t1.494 (synonym: htes3) Homo sapiens cDNA clone DKFZp434D1721.5'
8903	21594	34735	0.64	2.0E-71	BF195585.1	EST_HUMAN	7n85c11.x1 NCL_CGAP_Ov18 Homo sapiens cDNA clone IMAGE:3571221 3' similar to TR:Q9Z165 Q9Z165 PUTATIVE FOUR REPEAT ION CHANNEL.;



Page 355 of 536  
Table 4  
Single Exon Probes Expressed in Brain

Probe SEQ ID NO:	Exon SEQ ID NO:	ORF SEQ ID NO:	Expression Signal	Most Similar (Top) Hit BLASTE Value	Top Hit Accession No.	Top Hit Database Source	Top Hit Descriptor
10485	23131	36357	3.88	2.0E-71	AF095703.1	NT	Homo sapiens short chain L-3-hydroxyacyl-CoA dehydrogenase precursor (HADHSC) gene, nuclear gene encoding mitochondrial protein, complete cds
10485	23131	36358	3.88	2.0E-71	AF095703.1	NT	Homo sapiens short chain L-3-hydroxyacyl-CoA dehydrogenase precursor (HADHSC) gene, nuclear gene encoding mitochondrial protein, complete cds
10593	23287	36524	3.21	2.0E-71	BE018477.1	EST_HUMAN	bb81a06.y1 NIH_MGC_10 Homo sapiens cDNA clone IMAGE:3048764 5' similar to SW:R235_HUMAN P64727 UV EXCISION REPAIR PROTEIN RAD23 HOMOLOG B ;
11552	24151	37483	1.36	2.0E-71	BF149173.1	EST_HUMAN	Tm1022 Human Epidermal Keratinocyte Subtraction Library- Upregulated Transcripts Homo sapiens cDNA similar to gi 6598881
11552	24151	37484	1.36	2.0E-71	BF149173.1	EST_HUMAN	Tm1022 Human Epidermal Keratinocyte Subtraction Library- Upregulated Transcripts Homo sapiens cDNA similar to gi 6598881
11576	24175	37480	2.35	2.0E-71	R55626.1	EST_HUMAN	M77c11.1 Soares breast 2N1bHBst Homo sapiens cDNA clone IMAGE:164772 5'
12038	24561		8.43	2.0E-71	T95489.1	EST_HUMAN	ye43c09.r1 Soares fetal liver spleen 1NFLS Homo sapiens cDNA clone IMAGE:120520 5'
623	19402	26037	1.83	1.0E-71	A077927.1	EST_HUMAN	oy15e03.s1 Soares senescent fibroblasts_NbHSF Homo sapiens cDNA clone IMAGE:1685616 3' similar to contains LOR1.b2 LOR1 repetitive element ;
920	13687	26351	2.37	1.0E-71	7706281	NT	Homo sapiens neuronal cell death-related protein (LOC51616), mRNA
1078	13838	26494	6.15	1.0E-71	AF205890.1	NT	Homo sapiens disabled-2 gene, exons 2 through 15 and complete cds
1317	14068	26740	11.71	1.0E-71	AF012872.1	NT	Homo sapiens phosphatidylinositol 4-kinase 230 (p14K230) mRNA, complete cds
2074	14806	27536	1.38	1.0E-71	AB017007.1	NT	Homo sapiens PMS2L16 mRNA, partial cds
2074	14806	27537	1.38	1.0E-71	AB017007.1	NT	Homo sapiens PMS2L16 mRNA, partial cds
2688	16407	28142	3.91	1.0E-71	7657153	NT	Homo sapiens haly/henhancer-of-split related with YRPW motif-like (HEY1), mRNA
3493	16249	28903	2.53	1.0E-71	AF119665.1	NT	Homo sapiens inorganic pyrophosphatase mRNA, complete cds
3583	16338	28982	5.88	1.0E-71	AF246219.1	NT	Homo sapiens SNARE protein kinase SNAK mRNA, complete cds
3583	16338	28983	5.88	1.0E-71	AF246219.1	NT	Homo sapiens SNARE protein kinase SNAK mRNA, complete cds
3639	16392	29031	0.98	1.0E-71	BE122850.1	EST_HUMAN	02_15 Human Epidermal Keratinocyte Subtraction Library- Upregulated Transcripts Homo sapiens cDNA clone 02_15 6' similar to Homo sapiens chromosome 19
3639	16392	29032	0.98	1.0E-71	BE122850.1	EST_HUMAN	02_15 Human Epidermal Keratinocyte Subtraction Library- Upregulated Transcripts Homo sapiens cDNA clone 02_15 5' similar to Homo sapiens chromosome 19
3724	16477	29114	2	1.0E-71	AF218904.1	NT	Homo sapiens attractin precursor (ATRIN) gene, exon 19
4437	17173	29801	1.92	1.0E-71	D28476.1	NT	Human mRNA for KIAA0045 gene, complete cds
4552	17287	29916	0.98	1.0E-71	H23176.1	EST_HUMAN	ym96h10.r1 Soares infant brain 1N1B Homo sapiens cDNA clone IMAGE:52528 6'
6843	19405	32420	1.07	1.0E-71	11426182	NT	Homo sapiens GCN5 (general control of amino-acid synthesis, yeast, homolog)-like 2 (GCN5L2), mRNA
6986	19679	32726	1.39	1.0E-71	AB011131.1	NT	Homo sapiens mRNA for KIAA0559 protein, partial cds
7211	19886	32971	13.35	1.0E-71	U80753.1	NT	Homo sapiens CAGL79 mRNA, partial cds

Page 356 of 536  
Table 4  
Single Exon Probes Expressed in Brain

Probe SEQ ID NO:	Exon SEQ ID NO:	ORF SEQ ID NO:	Expression Signal	Most Similar (Top) Hit BLAST E Value	Top Hit Accession No.	Top Hit Database Source	Top Hit Descriptor
8046	20740	33872	0.69	1.0E-71	AF105267.1	NT	Homo sapiens glypican-6 (GPC6) mRNA, complete cds
8069	20763	33891	2.26	1.0E-71	11425430	NT	Homo sapiens myomesin (M-protein) 2 (165kD) (MYOM2), mRNA
8345	21038	34174	4.09	1.0E-71	8922811	NT	Homo sapiens hypothetical protein FLJ10998 (FLJ10998), mRNA
8345	21038	34175	4.09	1.0E-71	8922811	NT	Homo sapiens hypothetical protein FLJ10998 (FLJ10998), mRNA
9128	21816	34982	0.78	1.0E-71	S72383.1	NT	CSNK2A1=casein kinase II (CKII) subunit alpha [human, Genomic, 18862.nf]
9908	22567	35762	7.89	1.0E-71	AY007643.1	NT	Homo sapiens cytochrome c oxidase subunit VIIa-related protein gene, complete cds
9969	22616		2.05	1.0E-71	AV761217.1	EST_HUMAN	AV761217 MDS Homo sapiens cDNA clone MDSEIA03 5'
10436	23082	36309	1.45	1.0E-71	11433142	NT	Homo sapiens activated leucocyte cell adhesion molecule (ALCAM), mRNA
10884	23376		2.58	1.0E-71	AV761217.1	EST_HUMAN	AV761217 MDS Homo sapiens cDNA clone MDSEIA03 5'
10796	23478	36720	2.19	1.0E-71	11418903	NT	Homo sapiens coagulation factor XIII, A1 polypeptide (F13A1), mRNA
11093	23763	37037	1.73	1.0E-71	11417191	NT	Homo sapiens leucyl/cystinyl aminopeptidase (LNPEP), mRNA
11093	23763	37038	1.73	1.0E-71	11417191	NT	Homo sapiens leucyl/cystinyl aminopeptidase (LNPEP), mRNA
12401	24786		4.96	1.0E-71	AB011399.1	NT	Homo sapiens gene for AF-6, complete cds
398	13183	25830	1.72	9.0E-72	A857635.1	EST_HUMAN	wk95g03.x1 NCL_CGAP_Lu18 Homo sapiens cDNA clone IMAGE:2423188 3' similar to TR:O86705 O86705 HYPOTHETICAL 38.6 KD PROTEIN; contains Alu repetitive element
398	13183	25831	1.72	9.0E-72	A857635.1	EST_HUMAN	wk95g03.x1 NCL_CGAP_Lu19 Homo sapiens cDNA clone IMAGE:2423188 3' similar to TR:O86705 O86705 HYPOTHETICAL 38.6 KD PROTEIN; contains Alu repetitive element
6020	18801	31782	0.97	8.0E-72	BF035752.1	EST_HUMAN	601458747F1 NIH_MGC_66 Homo sapiens cDNA clone IMAGE:3862451 5'
4092	18834	29458	2.63	7.0E-72	4501866	NT	Homo sapiens aconitase 2, mitochondrial (ACO2), nuclear gene encoding mitochondrial protein, mRNA
4092	18834	29459	2.63	7.0E-72	4501866	NT	Homo sapiens aconitase 2, mitochondrial (ACO2), nuclear gene encoding mitochondrial protein, mRNA
4092	18834	29460	2.63	7.0E-72	4501866	NT	Homo sapiens aconitase 2, mitochondrial (ACO2), nuclear gene encoding mitochondrial protein, mRNA
7024	18718	32773	2.99	7.0E-72	S41694.1	NT	[pseudogene] PTMAP2=prothymosin alpha [human, Genomic, 1192 nt, segment 2 of 3]
12620	24868		1.9	7.0E-72	F26259.1	EST_HUMAN	HSPD13670 HM3 Homo sapiens cDNA clone s4000051G02
8283	20977		4.14	6.0E-72	AL163246.2	NT	Homo sapiens chromosome 21 segment HS21C046
60	12889	25521	1.06	5.0E-72	BF333707.1	EST_HUMAN	QVO-CS0010-150900-398-e11 CS0010 Homo sapiens cDNA
60	12889	25522	1.06	5.0E-72	BF333707.1	EST_HUMAN	QVO-CS0010-150900-398-e11 CS0010 Homo sapiens cDNA
61	12889	25521	3.47	5.0E-72	BF333707.1	EST_HUMAN	QVO-CS0010-150900-398-e11 CS0010 Homo sapiens cDNA
61	12889	25522	3.47	5.0E-72	BF333707.1	EST_HUMAN	QVO-CS0010-150900-398-e11 CS0010 Homo sapiens cDNA
1117	13874		3.62	5.0E-72	L11645.1	NT	Homo sapiens alpha-tubulin mRNA, complete cds
6851	19551	32581	1.59	5.0E-72	AU128584.1	EST_HUMAN	AU128584 NT2RP2 Homo sapiens cDNA clone NT2RP2003761 5'

Page 357 of 536  
Table 4  
Single Exon Probes Expressed in Brain

Probe SEQ ID NO:	Exon SEQ ID NO:	ORF SEQ ID NO:	Expression Signal	Most Similar (Top) Hit BLAST E Value	Top Hit Accession No.	Top Hit Database Source	Top Hit Descriptor
7791	20394	33509	0.73	5.0E-72	AA316632.1	EST_HUMAN	EST188312 HCC cell line (metastasis to liver in mouse)    Homo sapiens cDNA 5' end similar to similar to FAC1
8676	21367	34514	3.71	6.0E-72	AW161274.1	EST_HUMAN	au80c03.y1 Schneider fetal brain 00004 Homo sapiens cDNA clone IMAGE:2782564 5' similar to
9661	22511	35708	0.89	5.0E-72	AV724632.1	EST_HUMAN	TR:Q99785.Q99785 HYPOTHETICAL 32.4.KD PROTEIN ;contains element MSR1 repetitive element ;
11208	23871	37157	3.45	5.0E-72	BF331571.1	EST_HUMAN	AV724632 HTB Homo sapiens cDNA clone HTBAKB01 5'
11208	23871	37158	3.45	6.0E-72	BF331571.1	EST_HUMAN	MR4-BT0598-010600-005-005 BT0598 Homo sapiens cDNA
11643	24240	37563	1.61	5.0E-72	BE208545.1	EST_HUMAN	MR4-BT0598-010600-005-005 BT0598 Homo sapiens cDNA
11643	24240	37564	1.61	5.0E-72	BE208545.1	EST_HUMAN	ba08g08.y1 NIH_MGC_7 Homo sapiens cDNA clone IMAGE:2823806 5'
12107	25358	37565	2.82	6.0E-72	BE926845.1	EST_HUMAN	ba08g08.y1 NIH_MGC_7 Homo sapiens cDNA clone IMAGE:2823806 5'
5378	18178	30868	0.62	4.0E-72	AF170025.1	NT	QV1-BT0632-280800-342-010 BT0632 Homo sapiens cDNA
6462	19229	32230	0.68	4.0E-72	T87947.1	EST_HUMAN	Homo sapiens zinc finger protein ZFP-95 (ZFP95) mRNA, alternatively spliced, complete cds
7309	19982	33069	2.03	4.0E-72	5729867	NT	yt83a01.f1 Soares fetal liver spleen 1NFLS Homo sapiens cDNA clone IMAGE:115752 5' similar to
9884	22336	35531	1.3	4.0E-72	8923699	NT	SP-A44282.A44282 RETROVIRUS-RELATED POLYPROTEIN - HUMAN ;
10292	22839	36152	0.48	4.0E-72	AW836230.1	EST_HUMAN	Homo sapiens hect domain and RLD 2 (HERC2), mRNA
10292	22839	36153	0.48	4.0E-72	AW836230.1	EST_HUMAN	Homo sapiens hypothetical protein FLJ20758 (FLJ20758), mRNA
10320	22987	36186	0.92	4.0E-72	AI248786.1	EST_HUMAN	RC3-LT0023-200100-012-011 LT0023 Homo sapiens cDNA
11255	23917	37210	1.57	4.0E-72	AA465388.1	EST_HUMAN	qh67c02.x1 Soares fetal_liver_spleen_1NFLS_S1 Homo sapiens cDNA clone IMAGE:1849730 3' similar to
11266	23917	37211	1.57	4.0E-72	AA465388.1	EST_HUMAN	TR:Q14498.Q14498 SPLICING FACTOR. [1] ;contains Alu repetitive element;contains element L1 repetitive element ;
11514	24114	37424	7.78	4.0E-72	H79421.1	EST_HUMAN	aa23f09.s1 NC1_CGAP_GCB1 Homo sapiens cDNA clone IMAGE:814121 3' similar to SW:CPTR_FLAPR
11637	24234	37555	1.75	4.0E-72	7657057	NT	P49131 CHLOROPLAST TRIOSE PHOSPHATE TRANSLOCATOR PRECURSOR. ;
11637	24234	37556	1.76	4.0E-72	7657057	NT	aa23f09.s1 NC1_CGAP_GCB1 Homo sapiens cDNA clone IMAGE:814121 3' similar to SW:CPTR_FLAPR
11680	24275	37597	2.19	4.0E-72	T81910.1	EST_HUMAN	P49131 CHLOROPLAST TRIOSE PHOSPHATE TRANSLOCATOR PRECURSOR. ;
12453	24822	31025	8.92	4.0E-72	AJ277546.2	NT	y428a03.f1 Soares fetal liver spleen_1NFLS Homo sapiens cDNA clone IMAGE:235084 5'
18	12848	25459	0.69	3.0E-72	5031976	NT	Homo sapiens eukaryotic translation initiation factor 2B, subunit 2 (beta, 39kD) (EIF2B2), mRNA
883	13652		1.62	3.0E-72	AA723823.1	EST_HUMAN	Homo sapiens eukaryotic translation initiation factor 2B, subunit 2 (beta, 39kD) (EIF2B2), mRNA
							y428a09.s1 Soares fetal liver spleen_1NFLS Homo sapiens cDNA clone IMAGE:109649 3'
							Homo sapiens WEE1 gene for protein kinase and partial ZNF143 gene for zinc finger transcription factor
							Homo sapiens pre-B-cell colony-enhancing factor (PBCE) mRNA
							af63a06.s1 Soares_testis_NHT Homo sapiens cDNA clone 1310280 3'

Page 358 of 536  
Table 4  
Single Exon Probes Expressed in Brain

Probe SEQ ID NO:	Exon SEQ ID NO:	ORF SEQ ID NO:	Expression Signal	Most Similar (Top) Hit BLAST E Value	Top Hit Accession No.	Top Hit Database Source	Top Hit Descriptor
1132	13888	26546	6.64	3.0E-72	U16306.1	NT	Human chondroitin sulfate proteoglycan versican V0 splice-variant precursor peptide mRNA, complete cds
1132	13888	26547	6.64	3.0E-72	U16306.1	NT	Human chondroitin sulfate proteoglycan versican V0 splice-variant precursor peptide mRNA, complete cds
1171	13925	26587	0.72	3.0E-72	U80226.1	NT	Human gamma-aminobutyric acid transaminase mRNA, partial cds
1171	13925	26588	0.72	3.0E-72	U80226.1	NT	Human gamma-aminobutyric acid transaminase mRNA, partial cds
1510	14256	26942	1.24	3.0E-72	BE242161.1	EST_HUMAN	TCAAAP1E1252 Pediatric acute myelogenous leukemia cell (FAB M1) Baylor-HGSC project=TCAA Homo sapiens cDNA clone TCAAAP1252
3072	15838	28481	11.45	3.0E-72	AJ228043.1	NT	Homo sapiens 959 kb contig between AML1 and CBR1 on chromosome 21q22, segment 3/3
3273	16034	28684	2.17	3.0E-72	8923548	NT	Homo sapiens hypothetical protein FLJ20585 (FLJ20585), mRNA
3803	16556	29186	2.69	3.0E-72	S77589.1	NT	TCR V delta 2-C alpha =T-cell receptor delta and C alpha fusion gene (alternatively spliced, splice junction) [human, precursor B-cell line REH, mRNA, Partial, 211 nt]
4508	17243	29876	3.12	3.0E-72	11416196	NT	Homo sapiens hypothetical protein (FLJ11127), mRNA
4716	17447	30079	1.07	3.0E-72	AF167572.1	NT	Homo sapiens protein methyltransferase (JBP1) mRNA, complete cds
4716	17447	30080	1.07	3.0E-72	AF167572.1	NT	Homo sapiens protein methyltransferase (JBP1) mRNA, complete cds
4882	17581	30215	0.95	3.0E-72	AI854337.1	EST_HUMAN	w631608.x1 NCI_CGAP_G06 Homo sapiens cDNA clone IMAGE:2307254 3'
5433	18232		1.27	3.0E-72	4759093	NT	Homo sapiens semaphorin W (SEMAW) mRNA
5891	18676	31621	2.1	3.0E-72	AF073367.1	NT	Homo sapiens growth factor receptor-bound protein 10 (GRB10) gene, exon 5
5891	18676	31622	2.1	3.0E-72	AF073367.1	NT	Homo sapiens growth factor receptor-bound protein 10 (GRB10) gene, exon 5
6074	18853	31819	4.82	3.0E-72	AB029004.1	NT	Homo sapiens mRNA for KAA1081 protein, partial cds
6074	18853	31820	4.82	3.0E-72	AB029004.1	NT	Homo sapiens mRNA for KAA1081 protein, partial cds
6516	19281	32284	3.63	3.0E-72	4828987	NT	Homo sapiens ribosomal protein L3-like (RPL3L) mRNA
7485	20157	33249	2.15	3.0E-72	U80017.1	NT	Homo sapiens basic transcription factor 2 p44 (bt2p44) gene, partial cds, neuronal apoptosis inhibitory protein (nalp) and survival motor neuron protein (smn) genes, complete cds
8075	20769	33898	0.96	3.0E-72	5031892	NT	Homo sapiens nuclear receptor subfamily 1, group H, member 3 (NR1H3), mRNA
10331	22978	36198	1.2	3.0E-72	X98288.1	NT	Homo sapiens S100A12 gene for Calgranulin C, exon 2 and joined cds
5899	18656	31597	1.91	2.0E-72	11428671	NT	Homo sapiens solute carrier family 13 (sodium-dependent dicarboxylate transporter), member 2 (SLC13A2), mRNA
8993	21683	34632	0.71	2.0E-72	BF308560.1	EST_HUMAN	601890419F1 NIH_MGC_17 Homo sapiens cDNA clone IMAGE:4131461 5'
8993	21683	34633	0.71	2.0E-72	BF308560.1	EST_HUMAN	601890419F1 NIH_MGC_17 Homo sapiens cDNA clone IMAGE:4131461 5'
10640	23331	36569	2.47	2.0E-72	AA789277.1	EST_HUMAN	aj28b09.s1 Soares_issis NHT Homo sapiens cDNA clone 1391609 3' similar to gb:X02067 H.sepiens mRNA for 75L RNA pseudogene (HUMAN);
12449	24819	31022	5.75	2.0E-72	AF182714.1	NT	Rattus norvegicus putative phosphate/phosphoenolpyruvate translocator mRNA, complete cds
2098	14800	27527	1.19	1.0E-72	AA846225.1	EST_HUMAN	ai83d02.s1 Soares_parrathyroid_tumor NbhHPA Homo sapiens cDNA clone IMAGE:1387395 3'

Table 4

Single Exon Probes Expressed in Brain

Probe SEQ ID NO:	Exon SEQ ID NO:	ORF SEQ ID NO:	Expression Signal	Most Similar (Top) Hit BLAST E Value	Top Hit Accession No.	Top Hit Database Source	Top Hit Descriptor
6680	18473	31390	3.63	1.0E-72	7657676	NT	Homo sapiens vacuolar protein sorting 41 (yeast homolog) (VPS41), mRNA
6464	19231	32231	1.31	1.0E-72	11321578	NT	Homo sapiens myosin, heavy polypeptide 13, skeletal muscle (MYH13), mRNA
6464	19231	32232	1.31	1.0E-72	11321578	NT	Homo sapiens myosin, heavy polypeptide 13, skeletal muscle (MYH13), mRNA
6536	25093	32305	1.2	1.0E-72	AV751818.1	EST_HUMAN	AV751818 NPD Homo sapiens cDNA clone NPDAIE11 5'
7637	20207	33304	3.7	1.0E-72	BE175494.1	EST_HUMAN	RC4-HT0578-170300-012-g02 HT0578 Homo sapiens cDNA
7637	20207	33305	3.7	1.0E-72	BE175494.1	EST_HUMAN	RC4-HT0578-170300-012-g02 HT0578 Homo sapiens cDNA
8491	22144	35324	10.25	1.0E-72	AF222742.1	NT	Homo sapiens synaptic glycoprotein SC2 (SC2) mRNA, complete cds
8491	22144	35325	10.25	1.0E-72	AF222742.1	NT	Homo sapiens synaptic glycoprotein SC2 (SC2) mRNA, complete cds
1444	14191	26875	1.35	9.0E-73	AW374968.1	EST_HUMAN	MRO-CT0063-071089-002-h11 CT0063 Homo sapiens cDNA
10871	23551		15.11	9.0E-73	11424098	NT	Homo sapiens ribosomal protein L13a (RPL13A), mRNA
1015	13774	26434	2.29	8.0E-73	AW071755.1	EST_HUMAN	ws55606.x1 NCL_CGAP_Brr25 Homo sapiens cDNA clone IMAGE:2601098 3' similar to TR:Q589050
6493	18292	31180	1	8.0E-73	4505798	NT	Q59050 HYPOTHETICAL PROTEIN MJ1659. ;
8478	19245	32245	5.16	8.0E-73	11426469	NT	Homo sapiens phosphatidylinositol 3-kinase, class 2, alpha polypeptide (PIK3C2A) mRNA
7994	20689	33817	2.87	8.0E-73	AF113129.1	NT	Homo sapiens lysoczyme homolog (LOC57151), mRNA
							Homo sapiens vacuolar ATPase Isoform VA68 mRNA, complete cds
9253	21932	35105	6.25	8.0E-73	BE019900.1	EST_HUMAN	bb62a06.y1 NIH_MGC_9 Homo sapiens cDNA clone IMAGE:3030034 5' similar to gb:U04098_cds1 ACTIN, CYTOPLASMIC 2 (HUMAN); gb:M21495 Mouse cytoskeletal gamma-actin mRNA, complete cds (MOUSE);
9640	22292	35484	1.92	8.0E-73	11526037	NT	Homo sapiens interleukin 12 receptor, beta 1 (IL12RB1), mRNA
9640	22292	35485	1.92	8.0E-73	11526037	NT	Homo sapiens interleukin 12 receptor, beta 1 (IL12RB1), mRNA
10607	23163	36379	0.45	8.0E-73	4507628	NT	Homo sapiens transition protein 1 (during histone to protamine replacement) (TNP1) mRNA
11673	24172	37488	1.28	8.0E-73	11416796	NT	Homo sapiens DEAD-box protein (HAGE), mRNA
12608	24859	31012	3.31	8.0E-73	11418189	NT	Homo sapiens thyroid autoantigen 70kD (Ku antigen) (G22P1), mRNA
1112	13889	26628	0.89	7.0E-73	8923290	NT	Homo sapiens hypothetical protein FLJ20309 (FLJ20309), mRNA
3295	16056	28705	1.18	7.0E-73	AL163206.2	NT	Homo sapiens chromosome 21 segment HS21C006
4891	17818		1.35	7.0E-73	AL163282.2	NT	Homo sapiens chromosome 21 segment HS21C082
154	12869		3.07	6.0E-73	AL163218.2	NT	Homo sapiens chromosome 21 segment HS21C018
7072	19763	32827	3.48	6.0E-73	BE166674.1	EST_HUMAN	QV0-HT0494-020300-137-d03 HT0494 Homo sapiens cDNA
5173	17982	30497	2.2	4.0E-73	11422189	NT	Homo sapiens HELG protein (FAM441), mRNA
1318	14087	26741	2.77	3.0E-73	AW843789.1	EST_HUMAN	CMO-CN0044-260100-164-f08 CN0044 Homo sapiens cDNA
							zn95e04.s1 Stralagene fetal retina 937202 Homo sapiens cDNA clone IMAGE:568960 3' similar to
6698	19361	32974	0.71	3.0E-73	AA136403.1	EST_HUMAN	gb:Z23064_cds1 HETEROGENEOUS NUCLEAR RIBONUCLEOPROTEIN G (HUMAN);
8656	21348	34482	0.65	3.0E-73	AV729428.1	EST_HUMAN	AV729428 HTC Homo sapiens cDNA clone HTCAAF071 5'
8656	21348	34493	0.65	3.0E-73	AV729428.1	EST_HUMAN	AV729428 HTC Homo sapiens cDNA clone HTCAAF071 5'

Page 360 of 536  
Table 4  
Single Exon Probes Expressed in Brain

Probe SEQ ID NO:	Exon SEQ ID NO:	ORF SEQ ID NO:	Expression Signal	Most Similar (Top) Hit BLAST E Value	Top Hit Accession No.	Top Hit Database Source	Top Hit Descriptor
11611	24209		1.51	3.0E-73	AI004040.1	EST_HUMAN	cu11d02.x1 Soares_NFL_T_GBC_S1 Homo sapiens cDNA clone IMAGE:1625955 3'
12734	25003		1.5	3.0E-73	AL163246.2	NT	Homo sapiens chromosome 21 segment HS21C046
12738	25005		1.54	3.0E-73	AW898081.1	EST_HUMAN	RCS-NN0066-270400-011-c04 NN0066 Homo sapiens cDNA
831	13601	26271	1.43	2.0E-73	AF139897.1	NT	Homo sapiens BASS1 (BASS1) mRNA, partial cds
1939	14874		1.78	2.0E-73	AW898081.1	EST_HUMAN	RCS-NN0066-270400-011-c04 NN0066 Homo sapiens cDNA
2296	15021		1.3	2.0E-73	U01317.1	NT	Human beta globin region on chromosome 11
3177	16940	28590	3.99	2.0E-73	4502582	NT	Homo sapiens caspase 8, apoptosis-related cysteine protease (CASP8) mRNA
3638	16294	28943	0.91	2.0E-73	7669539	NT	Homo sapiens Parkinson disease (autosomal recessive, juvenile) 2, parkin (PARK2), transcript variant 3, mRNA
3638	16294	28944	0.91	2.0E-73	7669539	NT	Homo sapiens Parkinson disease (autosomal recessive, juvenile) 2, parkin (PARK2), transcript variant 3, mRNA
4401	17138		1.03	2.0E-73	AL163283.2	NT	Homo sapiens chromosome 21 segment HS21C083
6344	19114	32102	0.89	2.0E-73	AF086824.1	NT	Mus musculus rho/rac-interacting citron kinase (Crik) mRNA, complete cds
6344	19114	32103	0.89	2.0E-73	AF086824.1	NT	Mus musculus rho/rac-interacting citron kinase (Crik) mRNA, complete cds
6369	19158	32159	6.27	2.0E-73	AB046811.1	NT	Homo sapiens mRNA for KIAA1691 protein, partial cds
6800	19363	32378	1.27	2.0E-73	11431471	NT	Homo sapiens Interleukin 4 receptor (IL4R), mRNA
6800	19363	32377	1.27	2.0E-73	11431471	NT	Homo sapiens Interleukin 4 receptor (IL4R), mRNA
7698	20382	33476	0.69	2.0E-73	M94048.1	NT	Human peripheral myelin protein 22 mRNA, complete cds
7701	20384	33478	0.73	2.0E-73	AB037760.1	NT	Homo sapiens mRNA for KIAA1329 protein, partial cds
9432	22110	35284	0.52	2.0E-73	AF198349.1	NT	Gallus gallus Dach2 protein (Dach2) mRNA, complete cds
10322	22869	36189	1.21	2.0E-73	4504168	NT	Gallus gallus Dach2 protein (Dach2) mRNA, complete cds
10394	23040	36257	1.31	2.0E-73	11496980	NT	Homo sapiens glutathione synthetase (GSS) mRNA
10394	23040	36258	1.31	2.0E-73	11496980	NT	Homo sapiens glutathione synthetase (GSS) mRNA
10987	23662	36917	3.37	2.0E-73	4557612	NT	Homo sapiens supervillin (SVL), transcript variant 1, mRNA
10987	23662	36918	3.37	2.0E-73	4557612	NT	Homo sapiens supervillin (SVL), transcript variant 1, mRNA
11020	23692	36955	1.82	2.0E-73	AB028982.1	NT	Homo sapiens galactosylceramidase (Krabbe disease) (GALC), mRNA
12293	14674		1.83	2.0E-73	AW898081.1	EST_HUMAN	Homo sapiens galactosylceramidase (Krabbe disease) (GALC), mRNA
1776	14518	27221	1.71	1.0E-73	AU121585.1	EST_HUMAN	Homo sapiens mRNA for KIAA1059 protein, partial cds
2488	15205	27946	1.12	1.0E-73	AF198349.1	NT	RCS-NN0066-270400-011-c04 NN0066 Homo sapiens cDNA
6286	19039	32015	1.07	1.0E-73	BE151283.1	EST_HUMAN	AU121585 MAMMAT Homo sapiens cDNA clone MAMMA1000460 5'
9399	22061	35230	1.37	1.0E-73	AH147427.1	EST_HUMAN	Gallus gallus Dach2 protein (Dach2) mRNA, complete cds
11428	23195	38426	2.85	1.0E-73	BE388477.1	EST_HUMAN	CM1-HT0282-111199-042-h10 FT0282 Homo sapiens cDNA
							qg61b07.r1 Soares_testis_NHT Homo sapiens cDNA clone IMAGE:1839637 5' similar to contains element
							MER22 repetitive element;
							601276071F1 NIH_MGC_20 Homo sapiens cDNA clone IMAGE:3617105 5'

Page 361 of 536  
Table 4

Single Exon Probes Expressed in Brain

Probe SEQ ID NO:	Exon SEQ ID NO:	ORF SEQ ID NO:	Expression Signal	Most Similar (Top) Hit BLAST E Value	Top Hit Accession No.	Top Hit Database Source	Top Hit Descriptor
723	13497	26150	1.08	8.0E-74	4557426	NT	Homo sapiens CD39-like 4 (CD39L4) mRNA
5824	18613	31544	2.2	8.0E-74	S83194.1	NT	Ca2+/calmodulin-dependent protein kinase IV kinase isoform [rats, brain, mRNA, 3429 nt]
5824	18613	31545	2.2	8.0E-74	S83194.1	NT	Ca2+/calmodulin-dependent protein kinase IV kinase isoform [rats, brain, mRNA, 3429 nt]
10791	23474		1.36	8.0E-74	N52239.1	EST_HUMAN	y48g10.s1 Scarses fetal liver spleen 1NFLS Homo sapiens cDNA clone IMAGE:245828 3'
1942	14677	27390	2.59	7.0E-74	AJ001689.1	NT	Homo sapiens NKG2D gene, exon 10
3322	16082	28732	1.08	7.0E-74	AL163246.2	NT	Homo sapiens chromosome 21 segment HS21C046
9142	21873	35038	2.83	7.0E-74	BE987432.1	EST_HUMAN	601649284F1 NIH_MGC_73 Homo sapiens cDNA clone IMAGE:3632997 6'
12605	24858	31011	5.51	7.0E-74	BE266305.1	EST_HUMAN	601191927F1 NIH_MGC_7 Homo sapiens cDNA clone IMAGE:3638855 5'
1100	13858	26518	2.4	6.0E-74	AF109907.1	NT	Homo sapiens S164 gene, partial cds; PS1 and hypothetical protein genes, complete cds; and S171 gene, partial cds
2314	15039	27776	11.78	6.0E-74	BE398260.1	EST_HUMAN	601283521F1 NIH_MGC_44 Homo sapiens cDNA clone IMAGE:3605453 5'
2314	15039	27777	11.78	6.0E-74	BE398260.1	EST_HUMAN	601283521F1 NIH_MGC_44 Homo sapiens cDNA clone IMAGE:3605453 5'
2867	15634	28279	1.32	6.0E-74	AW014039.1	EST_HUMAN	U1-H-B10-aah-h-03-Q-U1.s1 NCI_CGAP_Sub1 Homo sapiens cDNA clone IMAGE:2709365 3'
2867	15634	28280	1.32	6.0E-74	AW014039.1	EST_HUMAN	U1-H-B10-aah-h-03-Q-U1.s1 NCI_CGAP_Sub1 Homo sapiens cDNA clone IMAGE:2709365 3'
3700	16453	29092	1.34	6.0E-74	BE048848.1	EST_HUMAN	hr54e11.x1 NCI_CGAP_Kid11 Homo sapiens cDNA clone IMAGE:3132332 3'
3700	16453	29093	1.34	6.0E-74	BE048848.1	EST_HUMAN	hr54e11.x1 NCI_CGAP_Kid11 Homo sapiens cDNA clone IMAGE:3132332 3'
6281	18086	30744	3.02	6.0E-74	11056013	NT	Homo sapiens actin filament associated protein (AFAP), mRNA
885	13654	26322	7.33	5.0E-74	AW020986.1	EST_HUMAN	df17c09.y1 Morton Fetal Cochlea Homo sapiens cDNA clone IMAGE:2483704 5'
2706	15413		2.62	5.0E-74	AW362756.1	EST_HUMAN	PMO-C10289-271099-001-h07 CT0289 Homo sapiens cDNA
6322	18125	30784	1.86	5.0E-74	11425417	NT	Homo sapiens phosphatidylinositol glycan, class L (PIGL), mRNA
6703	18497	31419	12.98	5.0E-74	X89870.1	NT	H.sapiens mRNA for TPCR16 protein
5748	18540	31462	7.41	5.0E-74	4507866	NT	Homo sapiens VAMP7 (vesicle-associated membrane protein)-associated protein A (33kD) (VAPA) mRNA, and translated products
5819	18608	31536	1.84	5.0E-74	11431471	NT	Homo sapiens interleukin 4 receptor (IL4R), mRNA
5819	18608	31537	1.84	5.0E-74	11431471	NT	Homo sapiens interleukin 4 receptor (IL4R), mRNA
6795	19539	32567	5.98	5.0E-74	7662263	NT	Homo sapiens KIAA0716 gene product (KIAA0716), mRNA
7599	19539	32567	0.6	5.0E-74	7662263	NT	Homo sapiens KIAA0716 gene product (KIAA0716), mRNA
7936	20631	33768	2.78	5.0E-74	11345463	NT	Homo sapiens hypothetical protein FLJ13222 (FLJ13222), mRNA
10696	23328	36565	2.56	5.0E-74	Y09420.1	NT	H.sapiens mRNA for HIP-1
10696	23328	36566	2.56	5.0E-74	Y09420.1	NT	H.sapiens mRNA for HIP-1
10757	23442	36687	2.68	5.0E-74	6729768	NT	Homo sapiens cell adhesion molecule with homology to L1CAM (close homologue of L1) (CHL1), mRNA
273	13080	25723	1.79	4.0E-74	D97675.1	NT	Homo sapiens DNA for amyloid precursor protein, complete cds
832	13602	26272	5.15	4.0E-74	AB029942.1	NT	Homo sapiens mRNA for KIAA1019 protein, partial cds

Page 362 of 536  
Table 4  
Single Exon Probes Expressed in Brain

Probe SEQ ID NO:	Exon SEQ ID NO:	ORF SEQ ID NO:	Expression Signal	Most Similar (Top) Hit BLASTE Value	Top Hit Accession No.	Top Hit Database Source	Top Hit Descriptor
1955	14690	27403	2.02	4.0E-74	AB026898.1	NT	Homo sapiens DNA, DLEC1 to ORCTL4 gene region, section 1/2 (DLEC1, ORCTL3, ORCTL4 genes, complete cds)
1955	14690	27404	2.02	4.0E-74	AB026898.1	NT	Homo sapiens DNA, DLEC1 to ORCTL4 gene region, section 1/2 (DLEC1, ORCTL3, ORCTL4 genes, complete cds)
2065	14797	27523	2.75	4.0E-74	4506192	NT	Homo sapiens proteasome (prosome, meicropain) subunit, beta type, 1 (PSMB1) mRNA
2065	14797	27524	2.75	4.0E-74	4506192	NT	Homo sapiens proteasome (prosome, macropain) subunit, beta type, 1 (PSMB1) mRNA
2128	14859	27589	1.89	4.0E-74	AB032994.1	NT	Homo sapiens mRNA for KIAA1168 protein, partial cds
2427	15148	27682	27.23	4.0E-74	AJ006976.1	NT	Homo sapiens PLP gene
3088	15853	28495	5.2	4.0E-74	AJ006976.1	NT	Homo sapiens PLP gene
3518	16274	28928	0.82	4.0E-74	AL163210.2	NT	Homo sapiens chromosome 21 segment HS21C010
4041	16796	29414	1.03	4.0E-74	AL163247.2	NT	Homo sapiens chromosome 21 segment HS21C047
4520	17255	29889	2.23	4.0E-74	7662163	NT	Homo sapiens KIAA0569 gene product (KIAA0569), mRNA
4573	17308	29937	0.88	4.0E-74	Z17227.1	NT	Homo sapiens mRNA for transmembrane receptor protein
5015	17736	30343	0.98	4.0E-74	4504326	NT	Homo sapiens hydroxacyl-Coenzyme A dehydrogenase/3-ketoacyl-Coenzyme A thiolase/enoyl-Coenzyme A hydratase (trifunctional protein), beta subunit (HADHB) mRNA
5015	17736	30344	0.98	4.0E-74	4504326	NT	Homo sapiens hydroxacyl-Coenzyme A dehydrogenase/3-ketoacyl-Coenzyme A thiolase/enoyl-Coenzyme A hydratase (trifunctional protein), beta subunit (HADHB) mRNA
8448	21140	34309	0.79	3.0E-74	AA300378.1	EST_HUMAN	EST13131 Thymus tumor III Homo sapiens cDNA 5' end similar to similar to ribosomal protein L37
8473	21165	34309	0.79	3.0E-74	9866912	NT	Homo sapiens actin-related protein 3-beta (ARP3BETA), mRNA
9272	22026	35196	2.99	3.0E-74	M78984.1	EST_HUMAN	EST01132 Subtracted Hippocampus, Stratagene (cat. #936205) Homo sapiens cDNA clone HHCPP91
10237	22885	36098	2.68	3.0E-74	AA601493.1	EST_HUMAN	no17g05.st NCJ_CGAP_Phet Homo sapiens cDNA clone IMAGE:1100984.3'
938	13705	26370	175.01	2.0E-74	7669491	NT	Homo sapiens glyceraldehyde-3-phosphate dehydrogenase (GAPD), mRNA
938	13705	26371	175.01	2.0E-74	7669491	NT	Homo sapiens glyceraldehyde-3-phosphate dehydrogenase (GAPD), mRNA
1152	13907	26570	1.11	2.0E-74	AF020092.1	NT	Human endogenous retrovirus HERY-K-T47D
1222	13972	26644	1.36	2.0E-74	AI950528.1	EST_HUMAN	wr61e07.xt NCJ_CGAP_Lu28 Homo sapiens cDNA clone IMAGE:2547204.3' similar to SW:GG95_HUMAN Q08379 GOLGIN-95; contains element MIER22 repetitive element;
1590	14336	27024	3.79	2.0E-74	4885198	NT	Homo sapiens epidermal growth factor receptor (avian erythroblastic leukemia viral (v-erb-b) oncogene homolog) (EGFR) mRNA
1590	14336	27025	3.79	2.0E-74	4885198	NT	Homo sapiens epidermal growth factor receptor (avian erythroblastic leukemia viral (v-erb-b) oncogene homolog) (EGFR) mRNA
2609	15321	28063	0.94	2.0E-74	AI557280.1	EST_HUMAN	PT2.15_G11.r tumor2 Homo sapiens cDNA 3'
4945	17672	30281	2.44	2.0E-74	AL355092.1	NT	Novel human gene mapping to chromosome 22
4945	17672	30282	2.44	2.0E-74	AL355092.1	NT	Novel human gene mapping to chromosome 22



Table 4

Single Exon Probes Expressed In Brain

Probe SEQ ID NO:	Exon SEQ ID NO:	ORF SEQ ID NO:	Expression Signal	Most Similar (Top) Hit BLAST E Value	Top Hit Accession No.	Top Hit Database Source	Top Hit Descriptor
4949	17676	30286	1.11	2.0E-74	J02963.1	NT	Human platelet glycoprotein Iib mRNA, 3' end
5709	25074	31424	2.5	2.0E-74	BE711134.1	EST_HUMAN	RC6-H10678-220500-011-C03 HT0678 Homo sapiens cDNA
5806	25077	31521	1.89	2.0E-74	11439587	NT	Homo sapiens PDZ-73 protein (PDZ-73/INY-CO-38), mRNA
5806	25077	31522	1.89	2.0E-74	11439587	NT	Homo sapiens PDZ-73 protein (PDZ-73/INY-CO-38), mRNA
5876	25077	31521	2.78	2.0E-74	11439587	NT	Homo sapiens PDZ-73 protein (PDZ-73/INY-CO-38), mRNA
5876	25077	31522	2.78	2.0E-74	11439587	NT	Homo sapiens PDZ-73 protein (PDZ-73/INY-CO-38), mRNA
7003	18695	32748	0.92	2.0E-74	BF030786.1	EST_HUMAN	601557524F1 NIH_MGC_58 Homo sapiens cDNA clone IMAGE:3827549 5'
7841	20536	33663	1.29	2.0E-74	AB037816.1	NT	Homo sapiens mRNA for KIAA1395 protein, partial cds
9282	22036	35208	6.06	2.0E-74	AL163204.2	NT	Homo sapiens chromosome 21 segment HS21C004
12234	24687		3.95	2.0E-74	AA199181.1	EST_HUMAN	z996a06.st1 Strategene muscle 937209 Homo sapiens cDNA clone IMAGE:628018 3'
52	12881	25509	1.89	1.0E-74	7657334	NT	Homo sapiens Missshapen/NIK-related kinase (MINK), mRNA
328	13129	25764	5.02	1.0E-74	AW816405.1	EST_HUMAN	QV4-ST0234-181199-037-f05 ST0234 Homo sapiens cDNA
487	13272	25907	1.05	1.0E-74	8922829	NT	Homo sapiens hypothetical protein FLJ11028 (FLJ11028), mRNA
483	13277	25912	13.6	1.0E-74	X02344.1	NT	Homo sapiens beta 2 gene
587	13367	25995	1.47	1.0E-74	4508020	NT	Homo sapiens zinc finger protein 259 (ZNF259) mRNA
766	13638	26197	1.81	1.0E-74	AB020640.1	NT	Homo sapiens mRNA for KIAA0833 protein, partial cds
978	13744	26406	2.27	1.0E-74	AL163246.2	NT	Homo sapiens chromosome 21 segment HS21C048
2223	14951	27690	4.39	1.0E-74	AB002059.1	NT	Homo sapiens DNA for Human P2XM, complete cds
3136	16900	28545	3.55	1.0E-74	4768697	NT	Homo sapiens marinosidase, alpha, class 2A, member 1 (MAN2A1), mRNA
3368	19125	28782	0.9	1.0E-74	AA258549.1	EST_HUMAN	z60c01.r1 Soares_NhHMPu_S1 Homo sapiens cDNA clone IMAGE:987776 5'
3368	19125	28783	0.9	1.0E-74	AA258549.1	EST_HUMAN	z60c01.r1 Soares_NhHMPu_S1 Homo sapiens cDNA clone IMAGE:987776 5'
3901	16651	29282	0.86	1.0E-74	4604116	NT	Homo sapiens glutamate receptor, ionotropic, kainate 1 (GRIK1) mRNA
3901	16651	29293	0.86	1.0E-74	4504116	NT	Homo sapiens glutamate receptor, ionotropic, kainate 1 (GRIK1) mRNA
3950	16700	29338	4.81	1.0E-74	AL163268.2	NT	Homo sapiens chromosome 21 segment HS21C068
4042	16787	29416	1.15	1.0E-74	BE083080.1	EST_HUMAN	RC2-BT0642-270300-019-f06 BT0642 Homo sapiens cDNA
6605	18366	32380	1.89	1.0E-74	M89914.1	NT	Human neurofibromin (NF1) gene, complete cds
7826	20197	33291	1.15	1.0E-74	11417977	NT	Homo sapiens KIAA0852 protein (KIAA0852), mRNA
7955	20650	33773	1.13	1.0E-74	BE549105.1	EST_HUMAN	601070088F1 NIH_MGC_12 Homo sapiens cDNA clone IMAGE:3456260 5'
7955	20650	33774	1.13	1.0E-74	BE549105.1	EST_HUMAN	601070088F1 NIH_MGC_12 Homo sapiens cDNA clone IMAGE:3456260 5'
8704	21398	34543	4.92	1.0E-74	AF214562.1	NT	Homo sapiens tracheal epithelium enriched protein (PLUNC) gene, complete cds
8733	21425	34571	0.66	1.0E-74	BF351951.1	EST_HUMAN	MRO-HT0559-230500-021-f03 HT0559 Homo sapiens cDNA
10140	22788	36001	0.55	1.0E-74	AJ251550.1	NT	Homo sapiens partial AK155 gene for AK155 protein, exons 1-3 and joined CDS
10140	22788	36002	0.55	1.0E-74	AJ251550.1	NT	Homo sapiens partial AK155 gene for AK155 protein, exons 1-3 and joined CDS
10380	23026	36241	1.38	1.0E-74	11420549	NT	Homo sapiens hypothetical protein FLJ10783 (FLJ10783), mRNA

Page 364 of 536  
Table 4  
Single Exon Probes Expressed in Brain

Probe SEQ ID NO:	Exon SEQ ID NO:	ORF SEQ ID NO:	Expression Signal	Most Similar (Top) Hit BLAST E Value	Top Hit Accession No.	Top Hit Database Source	Top Hit Descriptor
11885	24458	37800	2.92	1.0E-74	11417856	NT	Homo sapiens glutathione S-transferase theta 2 (GSTT2), mRNA
11955	24513		5.01	1.0E-74	11417856	NT	Homo sapiens glutathione S-transferase theta 2 (GSTT2), mRNA
12103	14951	27690	1.58	1.0E-74	AB002305.1	NT	Homo sapiens DNA for Human P2XM, complete cds
12567	24897		1.53	1.0E-74	AF240786.1	NT	Homo sapiens glutathione S-transferase theta 2 (GSTT2) and glutathione S-transferase theta 1 (GSTT1) genes, complete cds
2650	15360		3.68	8.0E-75	AF176228.1	NT	Homo sapiens DNA cytosine-5 methyltransferase 3B (DNMT3B) mRNA, complete cds
12254	24700		1.86	8.0E-75	AL163202.2	NT	Homo sapiens chromosome 21 segment HS21C002
2319	15044	27781	1.47	6.0E-75	A1817415.1	EST_HUMAN	wk38608.x1 NCI_CGAP_Pr22 Homo sapiens cDNA clone IMAGE:2417654 3' similar to gb:U14123_cds4
7688	20352	33466	0.61	5.0E-75	AA573446.1	EST_HUMAN	RETROVIRUS-RELATED POLYPROTEIN (HUMAN);
7688	20352	33467	0.61	5.0E-75	AA573446.1	EST_HUMAN	nk69d03.s1 NCI_CGAP_Cc3 Homo sapiens cDNA clone IMAGE:1028933 3'
8806	21498	34643	0.84	5.0E-75	BE272325.1	EST_HUMAN	nk69d03.s1 NCI_CGAP_Cc3 Homo sapiens cDNA clone IMAGE:1028933 3'
9016	21709	34855	0.6	6.0E-75	AA132611.1	EST_HUMAN	601126068F.NIH_MGC_B Homo sapiens cDNA clone IMAGE:2989865 5'
9093	21782	34946	0.78	5.0E-75	BE561655.1	EST_HUMAN	z017e08.r1 Stratiogene colon (#937204) Homo sapiens cDNA clone IMAGE:687174 6'
9093	21782	34947	0.78	5.0E-75	BE561655.1	EST_HUMAN	601346909F.NIH_MGC_B Homo sapiens cDNA clone IMAGE:3687458 5'
9273	22027	35197	1.53	6.0E-75	BF690254.1	EST_HUMAN	602186616T1.NIH_MGC_49 Homo sapiens cDNA clone IMAGE:4298798 3'
10134	22782	35993	2.39	5.0E-75	A1636623.1	EST_HUMAN	k31c12.x1 NCI_CGAP_Gc6 Homo sapiens cDNA clone IMAGE:2242390 3' similar to TR:P97361 P87361 HYPOTHETICAL 20.1 KD PROTEIN;
110	12931	25688	2.16	4.0E-75	BE081333.1	EST_HUMAN	QV1-BT0632-210200-078-e02 BT0632 Homo sapiens cDNA
446	13232		1.02	4.0E-75	N36757.1	EST_HUMAN	yx90h08.r1 Soares melanocyte 2N6HM Homo sapiens cDNA clone IMAGE:268055 5'
1759	14501	27202	1.5	4.0E-75	AW897230.1	EST_HUMAN	CMO-NN0057-150400-335-a11 NN0057 Homo sapiens cDNA
2853	15621	28266	4.89	4.0E-75	BE409484.1	EST_HUMAN	601303866F.NIH_MGC_21 Homo sapiens cDNA clone IMAGE:3638344 6'
3492	16248	28902	0.84	4.0E-75	8922637	NT	Homo sapiens hypothetical protein FLJ10747 (FLJ10747), mRNA
5442	18241	31128	0.56	4.0E-75	11417946	NT	Homo sapiens NIPSNAP, C. elegans, homolog 1 (NIPSNAP1), mRNA
5442	18241	31129	0.56	4.0E-75	11417946	NT	Homo sapiens NIPSNAP, C. elegans, homolog 1 (NIPSNAP1), mRNA
6176	18953	31928	5.78	4.0E-75	5579457	NT	Homo sapiens eukaryotic translation initiation factor 3, subunit 8 (110kD) (EIF3S8), mRNA
6861	19421	32436	2.26	4.0E-75	11417946	NT	Homo sapiens NIPSNAP, C. elegans, homolog 1 (NIPSNAP1), mRNA
6861	19421	32437	2.26	4.0E-75	11417946	NT	Homo sapiens NIPSNAP, C. elegans, homolog 1 (NIPSNAP1), mRNA
10584	23279	36517	18.12	4.0E-75	7689505	NT	Homo sapiens myosin, heavy polypeptide 1, skeletal muscle, adult (MYH1), mRNA
962	13747	26409	3.72	3.0E-75	AF157623.1	NT	Homo sapiens HTRA serine protease (PRSS11) gene, complete cds
983	13747	26409	2.41	3.0E-75	AF157623.1	NT	Homo sapiens HTRA serine protease (PRSS11) gene, complete cds
1828	14567	27278	2.76	3.0E-75	AB011153.1	NT	Homo sapiens mRNA for KIAA0581 protein, partial cds
2105	14836	27570	1.11	3.0E-75	4507334	NT	Homo sapiens synaptotagmin 1 (SYNJ1), mRNA
2422	15143	27876	5.86	3.0E-75	4759153	NT	Homo sapiens synaptoemal-associated protein, 28kD (SNAP29) mRNA

Table 4

Single Exon Probes Expressed in Brain

Probe SEQ ID NO:	Exon SEQ ID NO:	ORF SEQ ID NO:	Expression Signal	Most Similar (Top) Hit BLAST E Value	Top Hit Accession No.	Top Hit Database Source	Top Hit Descriptor
3021	15787	28434	0.97	3.0E-75	AL163201.2	NT	Homo sapiens chromosome 21 segment HS21G001
3184	15947	28597	1.32	3.0E-75	AB011153.1	NT	Homo sapiens mRNA for KIAA0681 protein, partial cds
3345	16104	28757	0.75	3.0E-75	M72393.1	NT	Human calcium-dependent phospholipid-binding protein (PLA2) mRNA, complete cds
3345	16104	28758	0.75	3.0E-75	M72393.1	NT	Human calcium-dependent phospholipid-binding protein (PLA2) mRNA, complete cds
4147	16889	29521	3.27	3.0E-75	D87675.1	NT	Homo sapiens DNA for amyloid precursor protein, complete cds
4404	17141	29769	0.73	3.0E-75	7662421	NT	Homo sapiens KIAA0971 protein (KIAA0971), mRNA
5171	17980	30483	0.83	3.0E-75	11420956	NT	Homo sapiens adaptor-related protein complex 1, sigma 2 subunit (AP1S2), mRNA
6171	17980	30494	0.83	3.0E-75	11420956	NT	Homo sapiens adaptor-related protein complex 1, sigma 2 subunit (AP1S2), mRNA
6671	19588	32623	1.68	3.0E-75	11526319	NT	Homo sapiens HIR (histone cell cycle regulation defective, <i>S. cerevisiae</i> ) homolog A (HIRA), mRNA
6671	19588	32624	1.68	3.0E-75	11526319	NT	Homo sapiens HIR (histone cell cycle regulation defective, <i>S. cerevisiae</i> ) homolog A (HIRA), mRNA
7035	19727	32783	4.56	3.0E-75	7662209	NT	Homo sapiens KIAA0623 gene product (KIAA0623), mRNA
7035	19727	32784	4.56	3.0E-75	7662209	NT	Homo sapiens KIAA0623 gene product (KIAA0623), mRNA
7522	20183	33284	2.82	3.0E-75	4885632	NT	Homo sapiens Oncogene TIM (TIM) mRNA
7522	20183	33285	2.52	3.0E-75	4885632	NT	Homo sapiens Oncogene TIM (TIM) mRNA
8883	21574	34717	1.21	3.0E-75	11420804	NT	Homo sapiens snail 1 (drosophila homolog), zinc finger protein (SNAI1), mRNA
9577	22230	35414	0.77	3.0E-75	11420222	NT	Homo sapiens Drosophila Kelch like protein (DKELCHL), mRNA
10440	23086	36314	2.28	3.0E-75	11436430	NT	Homo sapiens synuclein, alpha (non A4 component of amyloid precursor) (SNCA), mRNA
5587	18384		1.41	2.0E-75	AV794680.1	EST_HUMAN	AV794680 cDNA Homo sapiens cDNA clone IMAGE:1915898 3' similar to TR:Q68386 Q68386
8648	21340	34484	2.45	2.0E-75	A1311783.1	EST_HUMAN	q691e02.x1 NCI_CGAP_Ki45 Homo sapiens cDNA clone IMAGE:1915898 3' similar to TR:Q68386 Q68386
2076	14908	27599	1.12	1.0E-75	4506328	NT	POLJENV GENE;
2076	14808	27540	1.12	1.0E-75	4506328	NT	Homo sapiens protein tyrosine phosphatase, receptor-type, zeta polypeptide 1 (PTPRZ1) mRNA
2301	15026	27762	6.68	1.0E-75	AW168135.1	EST_HUMAN	Homo sapiens protein tyrosine phosphatase, receptor-type, zeta polypeptide 1 (PTPRZ1) mRNA
2947	15713	28366	3.27	1.0E-75	X52221.1	NT	cg60402.x1 NCI_CGAP_U14 Homo sapiens cDNA clone IMAGE:2632707 3' similar to contains PTR7.t1
8313	21006		4.27	1.0E-75	AA399270.1	EST_HUMAN	PTR7 repetitive element;
9328	21895	35167	3.75	1.0E-75	BF313645.1	EST_HUMAN	H. sapiens ERCC2 gene, exons 1 & 2 (partial)
9328	21895	35168	3.75	1.0E-75	BF313645.1	EST_HUMAN	z157h03.s1 Soares testis NHT Homo sapiens cDNA clone IMAGE:726485 3' similar to gb:M13932 40S
10797	23480		10.83	1.0E-75	AA664377.1	EST_HUMAN	RIBOSOMAL PROTEIN S17 (HUMAN);
11033	23704	36972	2.56	1.0E-75	AF223391.1	NT	601900294F1 NIH_MGC_19 Homo sapiens cDNA clone IMAGE:4128678 5'
							601900294F1 NIH_MGC_19 Homo sapiens cDNA clone IMAGE:4128678 5'
							ac77b08.s1 Stratagene lung (#837210) Homo sapiens cDNA clone IMAGE:868599 3'
							Homo sapiens calcium channel alpha1E subunit (CACNA1E) gene, exons 7-49, and partial cds, alternatively spliced

Page 366 of 536  
Table 4

Single Exon Probes Expressed in Brain

Probe SEQ ID NO:	Exon SEQ ID NO:	ORF SEQ ID NO:	Expression Signal	Most Similar (Top) Hit BLAST E Value	Top Hit Accession No.	Top Hit Database Source	Top Hit Descriptor
11860	24444	37785	1.38	1.0E-76	AA417112.1	EST_HUMAN	z104b03.r1 Scarses_testis_NHT Homo sapiens cDNA clone IMAGE:730829 5'
12162	17912	30598	1.64	1.0E-75	BE894192.1	EST_HUMAN	601437130F1 NIH_MGC_72 Homo sapiens cDNA clone IMAGE:3922303 5'
43	12872	25493	1.24	9.0E-76	AI652848.1	EST_HUMAN	wf30b10.x1 NCI_CGAP_GC6 Homo sapiens cDNA clone IMAGE:2307163 3' similar to TR:O76235 O76235 TRAP1 ;
43	12872	25494	1.24	9.0E-76	AI652848.1	EST_HUMAN	wf30b10.x1 NCI_CGAP_GC6 Homo sapiens cDNA clone IMAGE:2307163 3' similar to TR:O76235 O76235 TRAP1 ;
9801	22452	35654	43.62	9.0E-76	M12837.1	NT	Human ferritin heavy subunit mRNA, complete cds
917	13684	26347	1.06	8.0E-76	4504374	NT	Homo sapiens H factor 1 (complement) (HF1) mRNA
917	13684	26348	1.06	8.0E-76	4504374	NT	Homo sapiens H factor 1 (complement) (HF1) mRNA
2910	15676	28325	1	8.0E-76	7706724	NT	Homo sapiens mediator (Sur2), mRNA
6079	18868	31825	6.36	8.0E-76	11421442	NT	Homo sapiens LIM domain kinase 1 (LIMK1), mRNA
7398	20087	33145	1.26	8.0E-76	11435215	NT	Homo sapiens serine/threonine kinase 2 (STK2), mRNA
7465	20139	33231	0.86	8.0E-76	11419212	NT	Homo sapiens mitochondrial carrier family protein (LOC55972), mRNA
8195	20889	34027	0.67	8.0E-76	11416961	NT	Homo sapiens AIM-1 protein (LOC51151), mRNA
8995	21885	34835	0.55	8.0E-76	AB048764.1	NT	Homo sapiens mRNA for KIAA1644 protein, partial cds
10277	22925	36137	1.35	8.0E-76	M13792.1	NT	Human adenosine deaminase (ADA) gene, complete cds
10584	23260	36497	4.81	8.0E-76	10442821	NT	Homo sapiens baculoviral IAP repeat-containing 6 (BIRC6), mRNA
12491	24849		2	8.0E-76	11417862	NT	Homo sapiens calcineurin binding protein 1 (KIAA0330), mRNA
759	13531	26191	1.41	7.0E-76	5016092	NT	Homo sapiens dihydropyrimidine dehydrogenase (E3 component of pyruvate dehydrogenase complex, 2-oxo-glutarate complex, branched chain keto acid dehydrogenase complex) (DLD) mRNA
3288	16049	28697	2.97	7.0E-76	AF056490.1	NT	Homo sapiens cAMP-specific phosphodiesterase 8A (PDE8A) mRNA, partial cds
3294	16055	28704	7.55	7.0E-76	4505052	NT	Homo sapiens lymphocyte antigen 75 (LY75) mRNA, and translated products
3330	16090	28743	0.93	7.0E-76	4757915	NT	Homo sapiens core-binding factor, runt domain, alpha subunit 2; translocated to, 1; cyclin D-related (CBFA2T1) mRNA
4338	17077	29705	4.73	7.0E-76	4507184	NT	Homo sapiens septaplerin reductase (7,8-dihydrobiopterin:NADP+ oxidoreductase) (SPR) mRNA
4338	17077	29706	4.73	7.0E-76	4507184	NT	Homo sapiens septaplerin reductase (7,8-dihydrobiopterin:NADP+ oxidoreductase) (SPR) mRNA
1212	13962		31.63	8.0E-76	BE396253.1	EST_HUMAN	601312019F1 NIH_MGC_44 Homo sapiens cDNA clone IMAGE:3658757 5'
11442	23209	36440	3.76	6.0E-76	BE273201.1	EST_HUMAN	601142253F1 NIH_MGC_14 Homo sapiens cDNA clone IMAGE:3506029 5'
1936	14671	27385	4.83	5.0E-76	D63874.1	NT	Human mRNA for HMG-1, complete cds
1936	14671	27386	4.83	5.0E-76	D63874.1	NT	Human mRNA for HMG-1, complete cds
1936	14671	27387	4.83	5.0E-76	D63874.1	NT	Human mRNA for HMG-1, complete cds
5189	17896	30512	1.26	4.0E-76	BE789412.1	EST_HUMAN	601471725F1 NIH_MGC_67 Homo sapiens cDNA clone IMAGE:3874470 5'
8923	22571	35768	6.42	4.0E-76	DB1625.1	EST_HUMAN	HUM178G01B Human fetal brain (Tfujijwara) Homo sapiens cDNA clone GEN-178G01 5'

Page 367 of 536  
Table 4  
Single Exon Probes Expressed in Brain

Probe SEQ ID NO:	Exon SEQ ID NO:	ORF SEQ ID NO:	Expression Signal	Most Similar (Top) Hit BLAST E Value	Top Hit Accession No.	Top Hit Database Source	Top Hit Descriptor
9923	22571	35769	6.42	4.0E-76	D81825.1	EST_HUMAN	HUM178G01B Human fetal brain (Tfujjiwara) Homo sapiens cDNA clone GEN-178G01 5'
616	13393	26026	3.2	3.0E-76	BF516262.1	EST_HUMAN	UI-H-BW1-anz-b-04-0-UJ.s1 NCI_CGAP_Sub7 Homo sapiens cDNA clone IMAGE:3083862 3'
615	13393	26027	3.2	3.0E-76	BF516262.1	EST_HUMAN	UI-H-BW1-anz-b-04-0-UJ.s1 NCI_CGAP_Sub7 Homo sapiens cDNA clone IMAGE:3083862 3'
1594	14340	27029	3.26	3.0E-76	4503476	NT	Homo sapiens eukaryotic translation elongation factor 1 beta 2 (EEF1B2) mRNA
1594	14340	27030	3.26	3.0E-76	4503476	NT	Homo sapiens eukaryotic translation elongation factor 1 beta 2 (EEF1B2) mRNA
3422	16179	28828	4.96	3.0E-76	BF375689.1	EST_HUMAN	RC5-ST0300-180100-033-A03 ST0300 Homo sapiens cDNA
3422	16179	28829	4.06	3.0E-76	BF375689.1	EST_HUMAN	RC5-ST0300-180100-033-A03 ST0300 Homo sapiens cDNA
4056	16803	29434	1.07	3.0E-76	BE348693.1	EST_HUMAN	h107112.x1 NCI_CGAP_Lu24 Homo sapiens cDNA clone IMAGE:3151823 3' similar to TR:O84886 O84886
5156	17891	37706	2.07	3.0E-76	Z41314.1	EST_HUMAN	KIA00782 PROTEIN. ;
5846	18441	31354	1.09	3.0E-76	AA160811.1	EST_HUMAN	HSCZQD042 normalized infant brain cDNA Homo sapiens cDNA clone c-zqdd04 3'
6275	19048	32025	9.57	3.0E-76	AF286598.1	NT	z073c07.r1 <i>Stratagene pancreas (#937208)</i> Homo sapiens cDNA clone IMAGE:592524 5' similar to gbl:32976 MIXED LINEAGE KINASE 1 (HUMAN);
8050	20744	33877	0.88	3.0E-76	N42671.1	EST_HUMAN	Homo sapiens angiotensin binding protein 1 mRNA, complete cds
9616	22269	35458	3.34	3.0E-76	AW299353.1	EST_HUMAN	Y20g10.r1 Soares melanocyte 2Nbr-IM Homo sapiens cDNA clone IMAGE:271842 5'
9841	22293	35486	0.99	3.0E-76	AA442309.1	EST_HUMAN	xs49h01.x1 NCI_CGAP_Kid11 Homo sapiens cDNA clone IMAGE:2773009 3'
9841	22293	35487	0.99	3.0E-76	AA442309.1	EST_HUMAN	zv54d11.r1 Soares testis_NHT Homo sapiens cDNA clone IMAGE:757481 5'
11876	25191	30812	1.93	3.0E-76	AW967984.1	EST_HUMAN	zv54d11.r1 Soares testis_NHT Homo sapiens cDNA clone IMAGE:757481 5'
11979	25398	30802	4.86	3.0E-76	AW956455.1	EST_HUMAN	EST380059 MAGe resequences, MAGJ Homo sapiens cDNA
276	13082	25725	1.59	2.0E-76	D84295.1	NT	EST368525 MAGe resequences, MAGD Homo sapiens cDNA
333	13134	25768	4.39	2.0E-76	D84295.1	NT	Human mRNA for possible protein TPRDII, complete cds
333	13134	25769	4.39	2.0E-76	D84295.1	NT	Human mRNA for possible protein TPRDII, complete cds
448	13234		1.19	2.0E-76	4557662	NT	Human mRNA for possible protein TPRDII, complete cds
578	13366	25984	1.08	2.0E-76	4503944	NT	Homo sapiens immunoglobulin (CD79A) binding protein 1 (IGBP1) mRNA
1008	13768	28430	1	2.0E-76	4758053	NT	Homo sapiens glucagon (GCG) mRNA
1526	14273	26960	1.91	2.0E-76	4504028	NT	Homo sapiens cAMP responsive element binding protein 1 (CREB1) mRNA
1526	14273	26961	1.91	2.0E-76	4504028	NT	Homo sapiens GM2 ganglioside activator protein (GM2A) mRNA
1921	14658	27368	0.91	2.0E-76	AA253954.1	EST_HUMAN	Homo sapiens GM2 ganglioside activator protein (GM2A) mRNA
2846	15614	28261	3.34	2.0E-76	P23266	SWISSPROT	zs60h11.s1 Stratagene schizo brain S11 Homo sapiens cDNA clone IMAGE:701925 3'
3291	18052	28701	2.06	2.0E-76	AA445992.1	EST_HUMAN	OLFATORY RECEPTOR-LIKE PROTEIN F5
3291	16052	28702	2.06	2.0E-76	AA445992.1	EST_HUMAN	zw64e02.s1 Soares testis_NHT Homo sapiens cDNA clone IMAGE:780986 3' similar to SW:ITB5_HUMAN
							P19084 INTEGRIN BETA-5 SUBUNIT PRECURSOR. ;
							zw64e02.s1 Soares testis_NHT Homo sapiens cDNA clone IMAGE:780986 3' similar to SW:ITB5_HUMAN
							P19084 INTEGRIN BETA-5 SUBUNIT PRECURSOR. ;

Page 368 of 536  
Table 4  
Single Exon Probes Expressed in Brain

Probe SEQ ID NO:	Exon SEQ ID NO:	ORF SEQ ID NO:	Expression Signal	Most Similar (Top) Hit BLAST E Value	Top Hit Accession No.	Top Hit Database Source	Top Hit Descriptor
3469	16225	28879	0.97	2.0E-76	AI821149.1	EST_HUMAN	ac83502.y6 Stratiogene lung (#637210) Homo sapiens cDNA IMAGE:869163 5' similar to TR:O14591
4114	13082	25725	1.23	2.0E-76	D84295.1	NT	O14591 SIMILARITY TO P22059 ;
4895	17622	30240	6.21	2.0E-76	AW879618.1	EST_HUMAN	Human mRNA for possible protein TPRDII, complete cds
5055	17774	30390	1.49	2.0E-76	5031660	NT	QV3-OT0028-220300-132-b11 OT0028 Homo sapiens cDNA
5228	18033		1.6	2.0E-76	AF127845.1	NT	Homo sapiens EGF-like repeats and discoidin-like domains 3 (EDIL3), mRNA
5531	18329	31233	6.47	2.0E-76	AB029004.1	NT	Gorilla gorilla cfactory receptor (GGO18) gene, partial cds
7334	20016	33094	0.76	2.0E-76	11426908	NT	Homo sapiens mRNA for KIAA1081 protein, partial cds
7580	20230	33333	1.91	2.0E-76	11427410	NT	Homo sapiens A kinase (PKA) anchor protein 10 (AKAP10), mRNA
10182	22830	36045	3.53	2.0E-76	11437211	NT	Homo sapiens TPCR86 protein (HSTPCR86P), mRNA
10839	23621	36763	3.58	2.0E-76	7549807	NT	Homo sapiens similar to ribosomal protein S28 (H. sapiens) (LOC63156), mRNA
4285	17008	29638	2.38	1.0E-76	D63874.1	NT	Homo sapiens HIRA interacting protein 4 (dnaj-like) (HIRIP4), mRNA
4285	17008	29639	2.38	1.0E-76	D63874.1	NT	Human mRNA for HMG-1, complete cds
5362	18164	30849	6.12	1.0E-76	BE796537.1	EST_HUMAN	Human mRNA for HMG-1, complete cds
6150	18927		0.72	1.0E-76	AA333207.1	EST_HUMAN	601589896F1 NIH_MGC_7 Homo sapiens cDNA clone IMAGE:3944302 5'
6825	19486	32508	4.53	9.0E-77	BE889525.1	EST_HUMAN	EST137301 Embryo, 8 week 1 Homo sapiens cDNA 5' end
12844	24941		1.4	9.0E-77	BE410354.1	EST_HUMAN	601512435F1 NIH_MGC_71 Homo sapiens cDNA clone IMAGE:3913737 5'
182	12894	25633	0.92	8.0E-77	R63144.1	EST_HUMAN	601302333F1 NIH_MGC_21 Homo sapiens cDNA clone IMAGE:3636768 5'
4486	17221	29849	1.09	8.0E-77	BF205181.1	EST_HUMAN	yp11h02.1 Soares breast 3NbhHBst Homo sapiens cDNA clone IMAGE:187155 5' similar to SP-ANKB_HUMAN Q01484 ANKYRIN, BRAIN VARIANT 1 ;
6366	18168	30854	1.74	8.0E-77	4506230	NT	601866926F1 NIH_MGC_17 Homo sapiens cDNA clone IMAGE:4109503 5'
11360	24048	37351	1.91	8.0E-77	AA019770.1	EST_HUMAN	Homo sapiens proteasome (prosome, macropain) 26S subunit, non-ATPase, 7 (Moy34 homolog) (PSMD7) mRNA
11360	24048	37352	1.91	8.0E-77	AA019770.1	EST_HUMAN	z662e02.1 Soares retina N2b4HR Homo sapiens cDNA clone IMAGE:363578 5'
12620	24925	31008	4.02	8.0E-77	R00245.1	EST_HUMAN	z662e02.1 Soares retina N2b4HR Homo sapiens cDNA clone IMAGE:363578 5'
1922	14659	27370	2.4	7.0E-77	AA625755.1	EST_HUMAN	ye69f04.s1 Soares fetal liver spleen 1NFLS Homo sapiens cDNA clone IMAGE:123007 3' similar to contains MER10 repetitive element ;
2411	15132	27868	2.52	7.0E-77	4505944	NT	zu61g01.s1 Soares_testis_NHT Homo sapiens cDNA clone IMAGE:746392 3'
2411	15132	27869	2.52	7.0E-77	4505944	NT	Homo sapiens polymerase (RNA) II (DNA directed) polypeptide E (25kD) (POLR2E) mRNA
286	13084	25703	8.53	6.0E-77	4505944	NT	Homo sapiens polymerase (RNA) II (DNA directed) polypeptide E (25kD) (POLR2E) mRNA
1534	14281	26989	3.22	6.0E-77	AI204066.1	EST_HUMAN	Homo sapiens interferon (alpha, beta and omega) receptor 2 (IFNAR2) mRNA
1214	13964	26631	2.11	5.0E-77	AF041015.1	NT	q677h12.x1 Soares fetal_lung_NbHL19W Homo sapiens cDNA clone IMAGE:1745063 3'
1339	14087	26763	1.77	5.0E-77	4557250	NT	7 Homo sapiens glucokinase (GCK) gene, exon 2
2891	16400	28139	0.98	5.0E-77	AF126666.1	NT	Homo sapiens disintegrin and metalloprotease domain 10 (ADAM10) mRNA
							Homo sapiens toubled-like kinase 1 (TLK1) mRNA, complete cds

Page 369 of 536  
Table 4  
Single Exon Probes Expressed in Brain

Probe SEQ ID NO:	Exon SEQ ID NO:	ORF SEQ ID NO:	Expression Signal	Most Similar (Top) Hit BLAST E Value	Top Hit Accession No.	Top Hit Database Source	Top Hit Descriptor
2787	15472	28214	0.89	5.0E-77	4503160	NT	Homo sapiens cullin 1 (CUL1) mRNA
3512	16288	28923	0.89	5.0E-77	8394518	NT	Homo sapiens ubiquitin specific protease 18 (USP18), mRNA
4655	17389	30022	2.47	5.0E-77	5031660	NT	Homo sapiens EGF-like repeats and discoidin 1-like domains 3 (EDIL3), mRNA
4655	17389	30023	2.47	5.0E-77	5031660	NT	Homo sapiens EGF-like repeats and discoidin 1-like domains 3 (EDIL3), mRNA
4894	17611	30231	2.66	5.0E-77	ALD43983.1	EST_HUMAN	DKFZp434G1728_r1 434 (synonym: hies3) Homo sapiens cDNA clone DKFZp434G1728 5'
6686	19603	32642	0.57	5.0E-77	M13975.1	NT	Homo sapiens protein kinase C beta-II type (PRKCB1) mRNA, complete cds
7730	20393	33508	0.69	5.0E-77	8923319	NT	Homo sapiens hypothetical protein FLJ20343 (FLJ20343), mRNA
8266	20960	34099	1.28	5.0E-77	11428849	NT	Homo sapiens 3-hydroxyisobutyryl-Coenzyme A hydrolase (HIBCH), mRNA
8266	20960	34100	1.28	5.0E-77	11428849	NT	Homo sapiens 3-hydroxyisobutyryl-Coenzyme A hydrolase (HIBCH), mRNA
9469	22078	35249	2.48	5.0E-77	11421928	NT	Homo sapiens sorting nexin 5 (SNX5), mRNA
9469	22078	35250	2.48	5.0E-77	11421928	NT	Homo sapiens sorting nexin 5 (SNX5), mRNA
10388	23034	36249	1.22	5.0E-77	AB002297.1	NT	Human mRNA for KIAA0299 gene, partial cds
10388	23034	36250	1.22	5.0E-77	AB002297.1	NT	Human mRNA for KIAA0299 gene, partial cds
11794	24384	37716	3.12	5.0E-77	U37194.1	NT	Human UNC-104- and KIF1A-related protein mRNA, partial cds
11794	24384	37717	3.12	5.0E-77	U37194.1	NT	Human UNC-104- and KIF1A-related protein mRNA, partial cds
1965	14701	27417	1.09	3.0E-77	5730038	NT	Homo sapiens SET domain and matrin transposase fusion gene (SETMAR) mRNA
1965	14701	27418	1.09	3.0E-77	5730038	NT	Homo sapiens SET domain and matrin transposase fusion gene (SETMAR) mRNA
10188	22836	36050	0.79	3.0E-77	H65167.1	EST_HUMAN	yu64g01.r1 Weizmann Olfactory Epithelium Homo sapiens cDNA clone IMAGE:238608 5' similar to SP:S17447 S17447 PROBABLE LIGAND-BINDING PROTEIN RY2G5 - ;
10188	22836	36051	0.79	3.0E-77	H65167.1	EST_HUMAN	yu64g01.r1 Weizmann Olfactory Epithelium Homo sapiens cDNA clone IMAGE:238608 5' similar to SP:S17447 S17447 PROBABLE LIGAND-BINDING PROTEIN RY2G5 - ;
10785	23488	36709	3.58	3.0E-77	BF389917.1	EST_HUMAN	PM3-MT0078-080800-005-g03 MT0078 Homo sapiens cDNA
1330	14079	26763	1.4	2.0E-77	AV764617.1	EST_HUMAN	AV764617 MDS Homo sapiens cDNA clone MDSBTF10 5'
1412	14160	26844	1.91	2.0E-77	AW897712.1	EST_HUMAN	RC3-BN0053-170200-011-h01 BN0053 Homo sapiens cDNA
2084	14816	27548	1.13	2.0E-77	L41825.1	NT	Homo sapiens CYP17 gene, 5' end
2086	14827	27560	6.23	2.0E-77	7706315	NT	Homo sapiens CGI-78 protein (LOC51634), mRNA
2602	15599	28053	1.92	2.0E-77	AB037836.1	NT	Homo sapiens mRNA for KIAA1415 protein, partial cds
2602	15599	28054	1.92	2.0E-77	AB037836.1	NT	Homo sapiens mRNA for KIAA1415 protein, partial cds
4012	16758	29386	1.96	2.0E-77	BE044316.1	EST_HUMAN	hc43b05.x1 Soares_NFL_T_GBC_S1 Homo sapiens cDNA clone IMAGE:3040113 3' similar to SW:GAG2_HUMAN P10284 RETROVIRUS-RELATED GAG POLYPROTEIN ;
4379	17116	28749	0.74	2.0E-77	A1613519.1	EST_HUMAN	tw22g02.x1 NCI_CGAP_Brm52 Homo sapiens cDNA clone IMAGE:2260486 3' similar to TR:O65245 O65245 F21E10.7 PROTEIN. ;
4379	17116	28750	0.74	2.0E-77	A1613519.1	EST_HUMAN	tw22g02.x1 NCI_CGAP_Brm52 Homo sapiens cDNA clone IMAGE:2260486 3' similar to TR:O65245 O65245 F21E10.7 PROTEIN. ;

Page 370 of 536  
Table 4  
Single Exon Probes Expressed in Brain

Probe SEQ ID NO:	Exon SEQ ID NO:	ORF SEQ ID NO:	Expression Signal	Most Similar (Top) Hit BLAST E Value	Top Hit Accession No.	Top Hit Database Source	Top Hit Descriptor
4657	17292		0.96	2.0E-77	4504068	NT	Homo sapiens glutamic-oxaloacetic transaminase 2, mitochondrial (aspartate aminotransferase 2) (GOT2), nuclear gene encoding mitochondrial protein, mRNA
4717	17449	30082	1.59	2.0E-77	AA653025.1	EST_HUMAN	ns68g12.s1 NCI_CGAP_P12 Homo sapiens cDNA clone IMAGE:1188838 similar to SW:RL29_HUMAN P47914 90S RIBOSOMAL PROTEIN L29. [1]; contains element MSR1 repetitive element;
5865	18652	31593	1.9	2.0E-77	BE298940.1	EST_HUMAN	601119852F1 NIH_MGC_17 Homo sapiens cDNA clone IMAGE:3028438 5'
6080	18859	31828	1.73	2.0E-77	BE787143.1	EST_HUMAN	601476802F1 NIH_MGC_68 Homo sapiens cDNA clone IMAGE:3879505 5'
7074	18765	32829	15.45	2.0E-77	AI833003.1	EST_HUMAN	at74a09.x1 Barstead colon HPLRB7 Homo sapiens cDNA clone IMAGE:2377720 3' similar to TR:Q13311 Q13311 TAX1-BINDING PROTEIN TXBP151. [1];
8427	21120	34269	0.82	2.0E-77	AI962707.1	EST_HUMAN	q170c09.x1 NCI_CGAP_Bin25 Homo sapiens cDNA clone IMAGE:2017360 3' similar to WP:F29D11.1 CE05765 LOW DENSITY LIPID RECEPTOR-RELATED PROTEIN ;
9428	22108	35280	5.05	2.0E-77	U50321.1	NT	Human protein kinase C substrate 80K-H (PRKCSH) gene, exon 7
9428	22108	35281	5.05	2.0E-77	U50321.1	NT	Human protein kinase C substrate 80K-H (PRKCSH) gene, exon 7
9895	22545	36738	0.47	2.0E-77	BF310349.1	EST_HUMAN	601895183F1 NIH_MGC_19 Homo sapiens cDNA clone IMAGE:4124541 5'
9895	22545	36739	0.47	2.0E-77	BF310349.1	EST_HUMAN	601895183F1 NIH_MGC_19 Homo sapiens cDNA clone IMAGE:4124541 5'
42	12870	25489	1.03	1.0E-77	AB033102.1	NT	Homo sapiens mRNA for KIAA1276 protein, partial cds
42	12870	25490	1.03	1.0E-77	AB033102.1	NT	Homo sapiens mRNA for KIAA1276 protein, partial cds
266	13074	25714	7.19	1.0E-77	4502166	NT	Homo sapiens amyloid beta (A4) precursor protein (protease nexin-II, Alzheimer disease) (APP), mRNA
266	13074	25715	7.19	1.0E-77	4502166	NT	Homo sapiens amyloid beta (A4) precursor protein (protease nexin-II, Alzheimer disease) (APP), mRNA
855	15554	26298	17.31	1.0E-77	4502166	NT	Homo sapiens amyloid beta (A4) precursor protein (protease nexin-II, Alzheimer disease) (APP), mRNA
855	15554	26297	17.31	1.0E-77	4502166	NT	Homo sapiens amyloid beta (A4) precursor protein (protease nexin-II, Alzheimer disease) (APP), mRNA
1912	14649	27360	0.9	1.0E-77	AW068119.1	EST_HUMAN	wv83e05.x1 Soares_thymus_thymus_NHFT1 Homo sapiens cDNA clone IMAGE:2536160 3'
2445	15164	27902	1.32	1.0E-77	AB029024.1	NT	Homo sapiens mRNA for KIAA1101 protein, complete cds
3040	16806	28451	1.72	1.0E-77	4503300	NT	Homo sapiens 2,4-dienoyl CoA reductase 1, mitochondrial (DECR1), mRNA
4320	17059	29884	3.37	1.0E-77	7706289	NT	Homo sapiens CGI-60 protein (LOC51626), mRNA
4888	17223	29851	16.41	1.0E-77	AJ229041.1	NT	Homo sapiens 859 kb contig between AML1 and CBR1 on chromosome 21q22; segment 1/3
4603	17338	29967	2.29	1.0E-77	6552322	NT	Homo sapiens breast cancer 1, early onset (BRCA1), transcript variant BRCA1-exon4, mRNA
5010	17732	30337	1	1.0E-77	7681849	NT	Homo sapiens KIAA0005 gene product (KIAA0005), mRNA
5010	17732	30338	1	1.0E-77	7681849	NT	Homo sapiens KIAA0005 gene product (KIAA0005), mRNA
5839	18627	31561	2.45	1.0E-77	AF086944.1	NT	Homo sapiens dynactin 1 (DCTN1) gene, exons 27 and 28



Page 371 of 536  
Table 4  
Single Exon Probes Expressed in Brain

Probe SEQ ID NO:	Exon SEQ ID NO:	ORF SEQ ID NO:	Expression Signal	Most Similar (Top) Hit BLAST E Value	Top Hit Accession No.	Top Hit Database Source	Top Hit Descriptor
5839	18627	31662	2.45	1.0E-77	AF086944.1	NT	Homo sapiens dynactin 1 (DCTN1) gene, exons 27 and 28
5956	18738	31697	1.4	1.0E-77	M25844.1	NT	Human von Willebrand factor gene, exon 20
6356	19128	32120	0.82	1.0E-77	4885182	NT	Homo sapiens diaphanous (Drosophila, homolog) 1 (DIAPH1), mRNA
6963	19435	32450	21.7	1.0E-77	5881412	NT	Homo sapiens elastin (supravalvular aortic stenosis, Williams-Beuren syndrome) (ELN), mRNA
7594	20234	33338	1.05	1.0E-77	11420159	NT	Homo sapiens cullin 1 (CUL1), mRNA
7663	20327	33437	0.69	1.0E-77	X04571.1	NT	Human mRNA for kidney epidermal growth factor (EGF) precursor
9165	21835	35000	0.62	1.0E-77	X94354.1	NT	H.sapiens DNA for Cone cGMP-PDE gene
9165	21835	35001	0.62	1.0E-77	X94354.1	NT	H.sapiens DNA for Cone cGMP-PDE gene
10421	23067	36288	3.1	1.0E-77	AB029396.1	NT	Homo sapiens hu-GlcAT-P mRNA for glucuronyltransferase, complete cds
10421	23067	36289	3.1	1.0E-77	AB029396.1	NT	Homo sapiens hu-GlcAT-P mRNA for glucuronyltransferase, complete cds
10449	23095	36326	2.55	9.0E-78	AW753302.1	EST_HUMAN	RC3-CT0284-280989-011-b05 CT0284 Homo sapiens cDNA
6354	19124	32117	3.11	8.0E-78	AW947061.1	EST_HUMAN	RC2-E10023-080500-012-e05 E10023 Homo sapiens cDNA
6354	19124	32118	3.11	8.0E-78	AW947061.1	EST_HUMAN	RC2-E10023-080500-012-e05 E10023 Homo sapiens cDNA
84	12910	25548	1.87	6.0E-78	AU118789.1	EST_HUMAN	AU118789 HEMBA1 Homo sapiens cDNA clone HEMBA1004354 5'
84	12910	25549	1.87	6.0E-78	AU118789.1	EST_HUMAN	AU118789 HEMBA1 Homo sapiens cDNA clone HEMBA1004354 5'
6485	19232	25663	2.54	6.0E-78	11432710	NT	Homo sapiens GDNF family receptor alpha 1 (GFRA1), mRNA
212	13024	25663	0.72	5.0E-78	11422496	NT	Homo sapiens hypothetical protein FLJ11316 (FLJ11316), mRNA
2587	15281	28019	5.53	5.0E-78	AW673424.1	EST_HUMAN	ba54h03.y8 NIH_MGC_10 Homo sapiens cDNA clone IMAGE:2900405 5' similar to WP:Y4886A.6
3390	16139	28787	3.81	5.0E-78	M55686.1	NT	CE22121 :
5327	18130	30789	2.33	5.0E-78	AF038536.1	NT	Human collagenase type IV (CLG4) gene, exon 6
5488	18287	31183	11.12	5.0E-78	11416585	NT	Homo sapiens Best's macular dystrophy related protein mRNA, partial cds
7054	19745	32808	2.23	5.0E-78	AW963120.1	EST_HUMAN	Homo sapiens transforming growth factor, beta-induced, 69kD (TGFB1), mRNA
8981	21671	34821	6.78	5.0E-78	U60889.1	NT	EST366190 IMAGE resequences, MAGB Homo sapiens cDNA
8982	21672	34822	3.31	5.0E-78	BE960836.1	EST_HUMAN	Human lysosomal alpha-mannosidase (manB) gene, exon 7
1115	13872	26531	1.07	4.0E-78	AL043314.2	EST_HUMAN	601648061F1 NIH_MGC_62 Homo sapiens cDNA clone IMAGE:3931887 5'
1508	14254	26940	1.78	4.0E-78	AL355841.1	NT	DKFZp434N0323_r1 434 (synonym: hss3) Homo sapiens cDNA clone DKFZp434N0323 5'
1644	14390	27079	1.09	4.0E-78	A1985094.1	EST_HUMAN	Novel human gene mapping to chromosome 22
2316	15041	27778	2.08	4.0E-78	AF107405.1	NT	wf97512.x1 NCJ_CGAP_K1d11 Homo sapiens cDNA clone IMAGE:2495615 3' similar to SW:WAP_PIG
4288	17027	29652	1.73	4.0E-78	7656876	NT	O48655 WHEY ACIDIC PROTEIN PRECURSOR ;
4722	17454	30068	2.61	4.0E-78	4505806	NT	Homo sapiens pre-mRNA splicing factor (SFRS3) mRNA, complete cds
4722	17454	30089	2.61	4.0E-78	4505806	NT	Homo sapiens synectin (LOC30816), mRNA
5681	18474	31351	1.41	4.0E-78	11420732	NT	Homo sapiens phosphatidylinositol 4-kinase, catalytic, alpha polypeptide (PIK4CA) mRNA
							Homo sapiens phosphatidylinositol 4-kinase, catalytic, alpha polypeptide (PIK4CA) mRNA
							Homo sapiens SFRS3 protein kinase 2 (SRPK2), mRNA

Page 372 of 536  
Table 4  
Single Exon Probes Expressed in Brain

Probe SEQ ID NO:	Exon SEQ ID NO:	ORF SEQ ID NO:	Expression Signal	Most Similar (Top) Hit BLAST E Value	Top Hit Accession No.	Top Hit Database Source	Top Hit Descriptor
7390	20069	33148	0.68	4.0E-78	4508736	NT	Homo sapiens ribosomal protein S6 kinase, 70kD, polypeptide 1 (RPS6KB1) mRNA
8762	21444	34691	2.86	4.0E-78	AF012872.1	NT	Homo sapiens phosphatidylinositol 4-kinase 230 (pI4K230) mRNA, complete cds
8762	21444	34592	2.86	4.0E-78	AF012872.1	NT	Homo sapiens phosphatidylinositol 4-kinase 230 (pI4K230) mRNA, complete cds
9268	22022	35192	0.6	4.0E-78	11417251	NT	Homo sapiens X-ray repair complementing defective repair in Chinese hamster cells 4 (XRCC4), mRNA
10342	22989	38206	1.96	4.0E-78	11560151	NT	Homo sapiens hypothetical C2H2 zinc finger protein FLJ22504 (FLJ22504), mRNA
10342	22989	36207	1.96	4.0E-78	11560161	NT	Homo sapiens hypothetical C2H2 zinc finger protein FLJ22504 (FLJ22504), mRNA
11386	24002	37305	5.18	4.0E-78	AF169148.1	NT	Homo sapiens s-CaBP1 (CABP1) mRNA, complete cds
11547	24146	37456	2.15	4.0E-78	X05944.1	NT	Human transforming growth factor-beta precursor gene exons 4-5 (end joined mature peptide)
12517	24866	31016	3.67	4.0E-78	AB011399.1	NT	Homo sapiens gene for AF-6, complete cds
157	12972	25610	1.39	3.0E-78	AF069901.1	NT	Homo sapiens eRF1 gene, complete cds
157	12972	25611	1.39	3.0E-78	AF069901.1	NT	Homo sapiens eRF1 gene, complete cds
3746	16499		0.98	3.0E-78	AU140604.1	EST_HUMAN	Homo sapiens PLACE3 Homo sapiens cDNA clone PLACE3000373 5'
3796	16548	29181	0.72	3.0E-78	4507334	NT	Homo sapiens synaptotagmin 1 (SYNJ1), mRNA
4084	16548	29181	0.96	3.0E-78	4507334	NT	Homo sapiens synaptotagmin 1 (SYNJ1), mRNA
5094	17813	30430	0.93	3.0E-78	4506328	NT	Homo sapiens protein tyrosine phosphatase, receptor-type, zeta polypeptide 1 (PTPRZ1) mRNA
10186	22834		5.14	3.0E-78	BE144758.1	EST_HUMAN	CM0-HT0180-041099-065-c07 HT0180 Homo sapiens cDNA
10902	23582	36832	1.97	3.0E-78	BE156318.1	EST_HUMAN	QV0-HT0367-150200-114-g09 HT0367 Homo sapiens cDNA
3119	15884		2.17	2.0E-78	U04489.1	NT	Homo sapiens type IV collagen alpha 5 chain (COL4A5) gene, exon 20
3995	16743		1.87	2.0E-78	AA311872.1	EST_HUMAN	EST182983 Jurkat T-cells VI Homo sapiens cDNA 5' end
7367	20047	33126	1.54	2.0E-78	AW402306.1	EST_HUMAN	UIHF-BK0-eaj-g-10-0-UJ.r1 NIH_MGC_36 Homo sapiens cDNA clone IMAGE:3054139 5'
7367	20047	33127	1.54	2.0E-78	AW402306.1	EST_HUMAN	UIHF-BK0-eaj-g-10-0-UJ.r1 NIH_MGC_36 Homo sapiens cDNA clone IMAGE:3054139 5'
7631	20297	33405	3.99	2.0E-78	BF689800.1	EST_HUMAN	602185529F1 NIH_MGC_49 Homo sapiens cDNA clone IMAGE:4288599 5'
7940	20635	33782	2.33	2.0E-78	AV714177.1	EST_HUMAN	AV714177 DCB Homo sapiens cDNA clone DCBBAW.F09 5'
8351	21044	34180	1.4	2.0E-78	AI557509.1	EST_HUMAN	P12.1_16_B07.r tumor2 Homo sapiens cDNA 3'
8351	21044	34181	1.4	2.0E-78	AI557509.1	EST_HUMAN	P12.1_16_B07.r tumor2 Homo sapiens cDNA 3'
11017	23689	36952	3.27	2.0E-78	AI197837.1	EST_HUMAN	q150h05.x1 NCI_CGAP_Brr25 Homo sapiens cDNA clone IMAGE:1858967 3' similar to WP.R80.1
11068	23738	37012	3.89	2.0E-78	N66951.1	EST_HUMAN	CE06325 PROTEIN KINASE ;
4123	18665	29491	3.07	1.0E-78	4507098	NT	ze4812.s1 Soares fetal liver spleen 1NFLS Homo sapiens cDNA clone IMAGE:296823 3'
4123	18665	29492	3.07	1.0E-78	4507098	NT	Homo sapiens synaptosomal-associated protein, 25kD (SNAP25) mRNA
6222	18029	30655	2.93	1.0E-78	11417304	NT	Homo sapiens synaptosomal-associated protein, 25kD (SNAP25) mRNA
6857	17834	30570	0.76	1.0E-78	AV648699.1	EST_HUMAN	Homo sapiens GAP-like protein (LOC51306), mRNA
7736	20401	33517	0.55	1.0E-78	AU122163.1	EST_HUMAN	AV648699 GLC Homo sapiens cDNA clone GLCBM001 3'
							AU122163 MAMMA1 Homo sapiens cDNA clone MAMMA1001785 5'

Table 4

Single Exon Probes Expressed in Brain

Probe SEQ ID NO:	Exon SEQ ID NO:	ORF SEQ ID NO:	Expression Signal	Most Similar (Top) Hit BLAST E Value	Top Hit Accession No.	Top Hit Database Source	Top Hit Descriptor
8059	20753		3.28	1.0E-78	U52373.1	NT	Human serine/threonine kinase MNB (mnb) mRNA, complete cds
12045	24565	31117	1.39	1.0E-78	11430460	NT	Homo sapiens low density lipoprotein-related protein 2 (LRP2), mRNA
12477	25244	30718	1.55	1.0E-78	AI650919.1	EST_HUMAN	wa20b08.x1 NCL_CGAP_Kid11 Homo sapiens cDNA clone IMAGE:2298815 3'
4650	17384	30016	4.05	9.0E-79	11528891	NT	Homo sapiens peptide YY (PYY), mRNA
4811	17542	30166	8.05	9.0E-79	BE000837.1	EST_HUMAN	RC2-BN0074-090300-014-c12 BN0074 Homo sapiens cDNA
5346	18149	30829	16.87	9.0E-79	AB028070.1	NT	Homo sapiens mRNA for activator of S phase Kinase, complete cds
6248	19022	31994	2.38	9.0E-79	5454145	NT	Homo sapiens ubiquitin-conjugating enzyme E2E 3 (homologous to yeast UBC4/5) (UBE2E3) mRNA
7251	25108		0.99	9.0E-79	11424427	NT	Homo sapiens hypothetical protein FLJ20345 (FLJ20345), mRNA
7473	20146	33239	0.79	9.0E-79	11421735	NT	Homo sapiens cAMP response element-binding protein CRE-BPa (H_GS165L16.1), mRNA
7473	20146	33240	0.79	9.0E-79	11421735	NT	Homo sapiens cAMP response element-binding protein CRE-BPa (H_GS165L16.1), mRNA
8244	20938	34074	0.49	9.0E-79	11417260	NT	Homo sapiens threonyl-tRNA synthetase (TARS), mRNA
8244	20938	34075	0.49	9.0E-79	11417260	NT	Homo sapiens threonyl-tRNA synthetase (TARS), mRNA
8961	21652	34802	5.1	9.0E-79	JO2853.1	NT	Homo sapiens casein kinase II alpha subunit mRNA, complete cds
8961	21652	34803	5.1	9.0E-79	JO2853.1	NT	Homo sapiens casein kinase II alpha subunit mRNA, complete cds
9280	22034	35206	0.58	9.0E-79	JO2853.1	NT	Homo sapiens DNA for amyloid precursor, complete cds
10283	22911	36121	0.82	9.0E-79	D87675.1	NT	Homo sapiens hypothetical protein FLJ20535 (FLJ20535), mRNA
10318	22865	36182	1.73	9.0E-79	AF062348.1	NT	Homo sapiens zinc finger protein 216 splice variant 1 (ZNF216) mRNA, complete cds
10318	22865	36183	1.73	9.0E-79	AF062348.1	NT	Homo sapiens zinc finger protein 216 splice variant 1 (ZNF216) mRNA, complete cds
11001	23674	36930	3.13	9.0E-79	AY008273.1	NT	Homo sapiens TRAF6-regulated IKK activator 1 beta Uev1A mRNA, complete cds
11497	24098	37410	3.55	9.0E-79	11423827	NT	Homo sapiens suppressor of white apricot homolog 2 (SWAP2), mRNA
11497	24098	37411	3.55	9.0E-79	11423827	NT	Homo sapiens suppressor of white apricot homolog 2 (SWAP2), mRNA
3725	18478	29115	0.91	8.0E-79	AL163210.2	NT	Homo sapiens chromosome 21 segment HS21C010
11869	17910	30598	1.82	8.0E-79	8567387	NT	Homo sapiens period (Drosophila) homolog 3 (PER3), mRNA
3247	18009	28680	26.39	7.0E-79	BE619648.1	EST_HUMAN	601472706T1 NIH_MGC_68 Homo sapiens cDNA clone IMAGE:3875657 3'
11899	24466		4.32	6.0E-79	AA699629.1	EST_HUMAN	z94e04.s1 Soares_fetal_liver_spleen_1NFLS_S1 Homo sapiens cDNA clone IMAGE:462558 3' similar to
11478	24079	37390	2.52	5.0E-79	AL163282.2	NT	TR:Q15408 Q15408 NEUTRAL_PROTEASE_LARGE SUBUNIT ;
3173	15936		1.49	4.0E-79	8922325	NT	Homo sapiens chromosome 21 segment HS21C082
305	13109	25749	1.28	3.0E-79	AF114488.1	NT	Homo sapiens hypothetical protein FLJ10283 (FLJ10283), mRNA
957	13722	26388	3.85	3.0E-79	AF232708.1	NT	Homo sapiens intersecin short isoform (ITSN) mRNA, complete cds
3095	15860	28501	1.61	3.0E-79	U09410.1	NT	Homo sapiens cell-line tsA201a chlorite ion current inducer protein I(Cin) gene, complete cds
5277	18082	30738	5.24	3.0E-79	AF110322.1	NT	Human zinc finger protein ZNF131 mRNA, partial cds
5637	18432	31345	1.24	3.0E-79	AB020699.1	NT	Homo sapiens MSTP016 (MST016) mRNA, complete cds
						NT	Homo sapiens mRNA for KIAA0892 protein, partial cds

Page 374 of 536  
Table 4  
Single Exon Probes Expressed in Brain

Probe SEQ ID NO:	Exon SEQ ID NO:	ORF SEQ ID NO:	Expression Signal	Most Similar (Top) Hit BLAST E Value	Top Hit Accession No.	Top Hit Database Source	Top Hit Descriptor
5662	18457	31371	0.93	3.0E-79	BE789470.1	EST_HUMAN	601482143FT NIH_MGC_68 Homo sapiens cDNA clone IMAGE:3884554 5'
5662	18457	31372	0.93	3.0E-79	BE789470.1	EST_HUMAN	601482143FT NIH_MGC_68 Homo sapiens cDNA clone IMAGE:3884554 5'
5682	18475	31392	3.56	3.0E-79	11426770	NT	Homo sapiens netrin 1 (NTN1), mRNA
5692	18475	31393	3.56	3.0E-79	11426770	NT	Homo sapiens netrin 1 (NTN1), mRNA
6848	19408	32422	0.67	3.0E-79	BE256883.1	EST_HUMAN	601112055FT NIH_MGC_16 Homo sapiens cDNA clone IMAGE:3352885 5'
6980	19442	32457	3.35	3.0E-79	AB014520.1	NT	Homo sapiens mRNA for KIAA0620 protein, partial cds
6960	19442	32458	3.35	3.0E-79	AB014520.1	NT	Homo sapiens mRNA for KIAA0620 protein, partial cds
7726	20389	33503	0.76	3.0E-79	6812456	NT	Homo sapiens guanine nucleotide exchange factor for Rap1 (KIAA0277), mRNA
8064	20768	33887	1.61	3.0E-79	AF249273.1	NT	Homo sapiens Bcl-2-associated transcription factor short form mRNA, complete cds
9303	21970	35144	1.33	3.0E-79	10835036	NT	Homo sapiens tetrairicopeptide repeat domain 3 (TTC3), mRNA
10245	22893		1.24	3.0E-79	AV698115.1	EST_HUMAN	AV698115 GKc Homo sapiens cDNA clone GKCAHE11 5'
10768	23452	36694	1.52	3.0E-79	AF249273.1	NT	Homo sapiens Bcl-2-associated transcription factor short form mRNA, complete cds
10768	23452	36695	1.52	3.0E-79	AF249273.1	NT	Homo sapiens Bcl-2-associated transcription factor short form mRNA, complete cds
281	13088	26033	0.89	2.0E-79	H63129.1	EST_HUMAN	yr48f03.e1 Soares fetal liver spleen INFLS Homo sapiens cDNA clone IMAGE:208541 3'
619	13398	26033	1.6	2.0E-79	BE379926.1	EST_HUMAN	601159415E2 NIH_MGC_53 Homo sapiens cDNA clone IMAGE:3511107 5'
907	13674	26339	2.28	2.0E-79	4757841	NT	Homo sapiens BCL2-like 2 (BCL2L2) mRNA
1012	13772		2.09	2.0E-79	AI523747.1	EST_HUMAN	ht18h07.x1 NCI_CGAP_P28 Homo sapiens cDNA clone IMAGE:2118685 3'
1781	14522	27226	1.12	2.0E-79	7657024	NT	Homo sapiens Dickkopf gene 4 (DKK-4), mRNA
1781	14522	27227	1.12	2.0E-79	7657024	NT	Homo sapiens Dickkopf gene 4 (DKK-4), mRNA
2144	14874	27607	5.93	2.0E-79	4585863	NT	Homo sapiens phosphodiesterase 6A, cGMP-specific, rod, alpha (PDE6A), mRNA
2144	14874	27608	5.93	2.0E-79	4585863	NT	Homo sapiens phosphodiesterase 6A, cGMP-specific, rod, alpha (PDE6A), mRNA
2189	14918	27652	1.07	2.0E-79	AJ271408.1	NT	Homo sapiens mRNA for Fas-associated factor, FAF1 (Faf1 gene)
2721	15428	28166	1.09	2.0E-79	AB023154.1	NT	Homo sapiens mRNA for KIAA0837 protein, partial cds
3883	16843	29283	0.83	2.0E-79	AF170492.1	NT	Homo sapiens chloride channel CLC4 (CLC4) mRNA, complete cds
4144	16896	29517	1.09	2.0E-79	AJ271408.1	NT	Homo sapiens mRNA for Fas-associated factor, FAF1 (Faf1 gene)
5585	18382		1.22	2.0E-79	AA312223.1	EST_HUMAN	EST182826 Jurkat T-cells VI Homo sapiens cDNA 5' end similar to similar to C. elegans hypothetical protein, cosmid B0303.15
5840	18435	31348	0.8	2.0E-79	11181769	NT	Homo sapiens X transporter protein 3 (XT3), mRNA
6149	18926	31899	1.14	2.0E-79	AB020637.1	NT	Homo sapiens mRNA for KIAA0830 protein, partial cds
6964	17941	30577	0.89	2.0E-79	AF263613.1	NT	Homo sapiens membrane-associated calcium-independent phospholipase A2 gamma mRNA, complete cds
7067	19789	32822	1.7	2.0E-79	7382479	NT	Homo sapiens Rho GTPase activating protein 6 (ARHGAP6), transcript variant 4, mRNA
7067	19789	32823	1.7	2.0E-79	7382479	NT	Homo sapiens Rho GTPase activating protein 6 (ARHGAP6), transcript variant 4, mRNA
7999	20694	33821	1.08	2.0E-79	4506442	NT	Homo sapiens retinoblastoma-like 1 (p107) (RBL1) mRNA

Page 375 of 536  
Table 4

Single Exon Probes Expressed in Brain

Probe SEQ ID NO:	Exon SEQ ID NO:	ORF SEQ ID NO:	Expression Signal	Most Similar (Top) Hit BLAST E Value	Top Hit Accession No.	Top Hit Database Source	Top Hit Descriptor
8416	21108	34247	2.25	2.0E-79	11427428	NT	Homo sapiens hypothetical protein FLJ11006 (FLJ11006), mRNA
8684	21358	34503	0.58	2.0E-79	8923248	NT	Homo sapiens hypothetical protein FLJ20275 (FLJ20275), mRNA
8684	21358	34504	0.58	2.0E-79	8923248	NT	Homo sapiens hypothetical protein FLJ20275 (FLJ20275), mRNA
8902	21593	34734	1.65	2.0E-79	11432184	NT	Homo sapiens similar to ATPase, H+ transporting, lysosomal (vacuolar proton pump) membrane sector associated protein M8-9 (H. sapiens) (LOC63961), mRNA
9992	22640	35850	1.44	2.0E-79	S72869.1	NT	H4(D10S170)=putative cytoskeletal protein [human, thyroid, mRNA, 3011 nt]
9992	22640	36861	1.44	2.0E-79	S72869.1	NT	H4(D10S170)=putative cytoskeletal protein [human, thyroid, mRNA, 3011 nt]
10998	23989	36627	12.94	2.0E-79	U07819.1	NT	Human contactin 1 precursor (CNTN1) mRNA, complete cds
10956	23632	36880	4.05	2.0E-79	BE064386.1	EST_HUMAN	RC4-BT0310-110300-015-f10 BT0310 Homo sapiens cDNA
10956	23632	36881	4.05	2.0E-79	BE064386.1	EST_HUMAN	RC4-BT0310-110300-015-f10 BT0310 Homo sapiens cDNA
11936	17908	30594	2.16	2.0E-79	7882357	NT	Homo sapiens KIAA0879 protein (KIAA0879), mRNA
12018	24548	31108	5.19	2.0E-79	AB020640.1	NT	Homo sapiens mRNA for KIAA0893 protein, partial cds
12238	24690	31075	2.99	2.0E-79	11418922	NT	Homo sapiens cadherin EGF LAG seven-pass G-type receptor 1 (CELSR1), mRNA
6492	26091	37678	3.78	1.0E-79	BF36907.1	EST_HUMAN	MRO-NN0087-280600-017-b10 NN0087 Homo sapiens cDNA
8143	20837	33959	0.76	1.0E-79	BE394211.1	EST_HUMAN	601311517F1 NIH_MGC_44 Homo sapiens cDNA clone IMAGE:3632809 6'
11623	24220	37543	2.05	1.0E-79	BF087406.1	EST_HUMAN	QV2-HT0540-120900-358-a05 HT0540 Homo sapiens cDNA
12047	26333	38333	1.8	1.0E-79	A460115.1	EST_HUMAN	at78a04.x1 Barstead colon HPLRB7 Homo sapiens cDNA clone IMAGE:2151438 3'
3143	15907	28551	2.35	9.0E-80	AA725648.1	EST_HUMAN	at23a05.s1 Soares_testis_NHT Homo sapiens cDNA clone 1343648 3'
3143	15907	28552	2.35	9.0E-80	AA725648.1	EST_HUMAN	at23a05.s1 Soares_testis_NHT Homo sapiens cDNA clone 1343648 3'
8912	22661	35757	1.14	9.0E-80	BE798603.1	EST_HUMAN	601581652F1 NIH_MGC_7 Homo sapiens cDNA clone IMAGE:3936061 5'
11245	23907	37199	8.66	9.0E-80	11433924	NT	Homo sapiens solute carrier family 7 (cationic amino acid transporter, y+ system), member 8 (SLC7A8), mRNA
11245	23907	37200	8.66	9.0E-80	11433924	NT	Homo sapiens solute carrier family 7 (cationic amino acid transporter, y+ system), member 8 (SLC7A8), mRNA
3588	16342		1.31	8.0E-80	U94387.1	NT	Homo sapiens Y chromosome spermatogenesis candidate protein (RBM) pseudogene mRNA, partial cds
7504	20175	33269	3.07	8.0E-80	11422647	NT	Homo sapiens KIAA0724 gene product (KIAA0724), mRNA
7504	20175	33269	3.07	8.0E-80	11422647	NT	Homo sapiens KIAA0724 gene product (KIAA0724), mRNA
9302	21969	35142	1.13	8.0E-80	6005921	NT	Homo sapiens triple functional domain (PTPRF interacting) (TRIO), mRNA
9302	21969	35143	1.13	8.0E-80	6005921	NT	Homo sapiens triple functional domain (PTPRF interacting) (TRIO), mRNA
880	13649	26318	1.12	6.0E-80	A1422197.1	EST_HUMAN	ff59d02.x1 NCL_CGAP_Brn23 Homo sapiens cDNA clone IMAGE:2103459 3' similar to SW:NUEM_HUMAN
1638	14384	27071	2.22	6.0E-80	U64868.1	NT	Q16795 NADH-JBIQUINONE OXIDOREDUCTASE 39 KD SUBUNIT PRECURSOR; Homo sapiens NRD convertase mRNA, complete cds

Page 376 of 536  
Table 4  
Single Exon Probes Expressed in Brain

Probe SEQ ID NO:	Exon SEQ ID NO:	ORF SEQ ID NO:	Expression Signal	Most Similar (Top) Hit BLAST E Value	Top Hit Accession No.	Top Hit Database Source	Top Hit Descriptor
4252	16993	29620	1.08	6.0E-80	AB032981.1	NT	Homo sapiens mRNA for KIAA1155 protein, partial cds
4252	16993	29621	1.08	6.0E-80	AB032981.1	NT	Homo sapiens mRNA for KIAA1155 protein, partial cds
5712	18505	31427	1.79	6.0E-80	11421462	NT	Homo sapiens malate dehydrogenase 2, NAD (mitochondrial) (MDH2), mRNA
5984	18765	31729	3.37	6.0E-80	AJ404468.1	NT	Homo sapiens mRNA for dynein heavy chain (DNAH9 gene)
6135	18913	31882	4.69	6.0E-80	11436736	NT	Homo sapiens tubby like protein 3 (TULP3), mRNA
6179	18956		1.17	6.0E-80	7682393	NT	Homo sapiens KIAA0941 protein (KIAA0941), mRNA
6230	19004	31980	0.96	6.0E-80	M18553.1	NT	Homo sapiens dystrophin (DMD) mRNA, complete cds
8723	21415	34558	3.22	6.0E-80	11526464	NT	Homo sapiens G protein-coupled receptor 51 (GPR51), mRNA
8723	21415	34559	3.22	6.0E-80	11526464	NT	Homo sapiens G protein-coupled receptor 51 (GPR51), mRNA
8917	21608	34761	1.61	6.0E-80	AL168301.2	NT	Homo sapiens chromosome 21 segment HS21C101
9259	21938	35113	0.83	6.0E-80	AF161495.1	NT	Homo sapiens HSPC146 mRNA, complete cds
6761	22412	35619	1.48	6.0E-80	U20211.1	NT	Human cone photoreceptor cGMP-phosphodiesterase alpha' subunit gene, exon 21
10981	23541	36788	2.83	6.0E-80	11427366	NT	Homo sapiens brefeldin A-inhibited guanine nucleotide-exchange protein 1 (BIG1), mRNA
1187	23852	37138	26.56	6.0E-80	AF226730.1	NT	Homo sapiens Cyf19 mRNA, complete cds
11702	24297	37623	1.69	6.0E-80	U76660.1	NT	Human peroxisome targeting signal 2 receptor (Pex7) mRNA, complete cds
11766	24347	37677	1.5	6.0E-80	AF102285.1	NT	Homo sapiens N-acetylglucosamine-phosphate mutase mRNA, complete cds
11802	24392	37725	2.26	6.0E-80	AB018280.1	NT	Homo sapiens mRNA for KIAA0717 protein, partial cds
11802	24392	37726	2.26	6.0E-80	AB018280.1	NT	Homo sapiens mRNA for KIAA0717 protein, partial cds
11906	13649	26318	1.88	6.0E-80	AI422197.1	EST_HUMAN	tf58302.x1 NCI_CGAP_Bm23 Homo sapiens cDNA clone IMAGE:2103459 3' similar to SW:NUJEM_HUMAN Q16795 NADH-JUBIQUINONE OXIDOREDUCTASE 39 KD SUBUNIT PRECURSOR ;
12028	26217		2.42	6.0E-80	AF240786.1	NT	Homo sapiens glutathione S-transferase theta 2 (GSTT2) and glutathione S-transferase theta 1 (GSTT1) genes, complete cds
12219	24679		5.78	6.0E-80	AB029900.1	NT	Homo sapiens CST1 gene for cerebroside sulfotransferase, exon 1, 2, 3, 4, 5
12707	25341		1.94	6.0E-80	AJ133127.1	NT	Homo sapiens mRNA for sodium-glucose cotransporter (SGLT2 gene)
12804	26051	30958	1.35	6.0E-80	AF240786.1	NT	Homo sapiens glutathione S-transferase theta 2 (GSTT2) and glutathione S-transferase theta 1 (GSTT1) genes, complete cds
574	13354	25983	0.74	5.0E-80	4506228	NT	Homo sapiens proteasome (prosome, macropain) 26S subunit, non-ATPase, 3 (PSMD3) mRNA
815	13586	26253	1.97	6.0E-80	AF108830.1	NT	Homo sapiens serine-threonine protein kinase (MINBH) mRNA, complete cds
816	13589	26254	1.97	6.0E-80	AF108830.1	NT	Homo sapiens serine-threonine protein kinase (MINBH) mRNA, complete cds
1166	13920		2.39	5.0E-80	X91647.1	NT	H.sapiens ncr1 gene (exon 12)
1439	14186		2.26	5.0E-80	AL163283.2	NT	Homo sapiens chromosome 21 segment HS21C083
2361	15083	27821	1.99	5.0E-80	U89358.1	NT	Human (3)mbt protein homolog mRNA, complete cds
2431	15152	27886	1.65	5.0E-80	AB037855.1	NT	Homo sapiens mRNA for KIAA1434 protein, partial cds

Page 377 of 536  
Table 4

Single Exon Probes Expressed in Brain

Probe SEQ ID NO:	Exon SEQ ID NO:	ORF SEQ ID NO:	Expression Signal	Most Similar (Top) Hit BLAST E Value	Top Hit Accession No.	Top Hit Database Source	Top Hit Descriptor
2797	16602	26242	1.67	5.0E-80	4604282	NT	Homo sapiens H3 histone family, member J (H3FJ) mRNA
4018	16764	28393	1.37	5.0E-80	AB019038.1	NT	Homo sapiens HMT-1 mRNA for beta-1,4 mannosyltransferase, complete cds
4018	16764	28394	1.37	5.0E-80	AB019038.1	NT	Homo sapiens HMT-1 mRNA for beta-1,4 mannosyltransferase, complete cds
4900	17627	30244	1.28	5.0E-80	AL163268.2	NT	Homo sapiens chromosome 21 segment HS21C088
8255	20949	34086	1.04	5.0E-80	9910293	NT	Mus musculus keratin complex 2, gene 6g (Kt12-6g), mRNA
9157	21888	35056	8.77	4.0E-80	F25915.1	EST_HUMAN	HSPD13155_HM3 Homo sapiens cDNA clone s4000045F03
211	13023		8.96	3.0E-80	AL163210.2	NT	Homo sapiens chromosome 21 segment HS21C010
4661	17395	30030	1.7	3.0E-80	BF085009.1	EST_HUMAN	FM0-GN0018-040900-002-E03 GN0018 Homo sapiens cDNA
4650	17580		3.77	3.0E-80	BE817465.1	EST_HUMAN	QV4-BN0263-040600-241-g10 BN0263 Homo sapiens cDNA
5730	18522	31443	2.89	3.0E-80	AJ091675.1	EST_HUMAN	cc23e12.x1 Soares_NSF_F8_9W_OT_PA_P_S1 Homo sapiens cDNA clone IMAGE:1667054 3' similar to TR:O36790 O35790 PIG-L ;
1790	14530	27238	5.08	2.0E-80	R35321.1	EST_HUMAN	yg55a08.r1 Soares infant brain 1N1B Homo sapiens cDNA clone IMAGE:38060 5'
1853	14591	27307	1.19	2.0E-80	A1444821.1	EST_HUMAN	RE14B7 subtracted retina cDNA-library Homo sapiens cDNA clone RET4B7
2049	14782	27609	5.82	2.0E-80	AL043116.2	EST_HUMAN	DKFZp434D1323_1 434 (synonym: hhes3) Homo sapiens cDNA clone DKFZp434D1323 5'
6708	19023	32687	0.93	2.0E-80	AA582952.1	EST_HUMAN	nr80d01.s1 NCI_CGAP_C69 Homo sapiens cDNA clone IMAGE:1090177 3'
6913	19474	32496	1.71	2.0E-80	11421930	NT	Homo sapiens Golgi transport complex protein (90 kDa) (GTC90), mRNA
7151	19838	32908	1.46	2.0E-80	T75215.1	EST_HUMAN	yc66f12.r1 Soares infant brain 1N1B Homo sapiens cDNA clone IMAGE:22851 5' similar to SP:K1CR_XENLA P08802 KERATIN, TYPE I CYTOSKELETAL ENDO B ;
8057	21746	34905	1.41	2.0E-80	AW984270.1	EST_HUMAN	EST376343_MAGE resequences, MAGH Homo sapiens cDNA
8668	22320	36516	1	2.0E-80	AJ007379.1	NT	Homo sapiens GGT gene, exon 6
10780	23463	36705	4.49	2.0E-80	AA393362.1	EST_HUMAN	zt70f12.r1 Soares_testis_NHT Homo sapiens cDNA clone IMAGE:72727 5' similar to TR:G191315
331	13132		2.25	1.0E-80	AL163303.2	NT	G191315 ANDROGEN-DEPENDENT EXPRESSED PROTEIN ;
782	13554	28215	1.37	1.0E-80	AF231920.1	NT	Homo sapiens chromosome 21 segment HS21C103
1947	14682		2.44	1.0E-80	AJ732656.1	EST_HUMAN	Homo sapiens chromosome 21 unknown mRNA
5060	17779	30397	0.99	1.0E-80	4557610	NT	repetitive element;
5244	18050		6.43	1.0E-80	BE386815.1	EST_HUMAN	Homo sapiens gamma-aminobutyric acid (GABA) A receptor, gamma 2 (GABRG2) mRNA
5881	18667	31608	6.58	1.0E-80	L10347.1	NT	601274305F1_NIH_MGC_20 Homo sapiens cDNA clone IMAGE:3615433 5'
6406	18175	32174	1.36	1.0E-80	5174540	NT	Human pro-alpha1 type II collagen (COL2A1) gene exons 1-54, complete cds
7106	19794	32859	0.95	1.0E-80	AJ224172.1	NT	Homo sapiens malate dehydrogenase 2, NAD (mitochondrial) (MDH2), nuclear gene encoding mitochondrial protein, mRNA
7472	20145	33237	2.53	1.0E-80	AJ948731.1	EST_HUMAN	Homo sapiens mRNA for lipophilin B
7472	20145	33238	2.53	1.0E-80	AJ948731.1	EST_HUMAN	wq25c05.x1 NCI_CGAP_K1d11 Homo sapiens cDNA clone IMAGE:2472286 3'
						EST_HUMAN	wq25c05.x1 NCI_CGAP_K1d11 Homo sapiens cDNA clone IMAGE:2472286 3'

Page 378 of 536  
Table 4  
Single Exon Probes Expressed in Brain

Probe SEQ ID NO:	Exon SEQ ID NO:	ORF SEQ ID NO:	Expression Signal	Most Similar (Top) Hit BLAST E Value	Top Hit Accession No.	Top Hit Database Source	Top Hit Descriptor
8130	20824	33960	2.84	1.0E-80	11421211	NT	Homo sapiens protein tyrosine phosphatase, receptor type, A (PTPRA), mRNA
8601	21293	34436	1.72	1.0E-80	11421211	NT	Homo sapiens protein tyrosine phosphatase, receptor type, A (PTPRA), mRNA
8601	21293	34436	1.72	1.0E-80	11421211	NT	Homo sapiens protein tyrosine phosphatase, receptor type, A (PTPRA), mRNA
9185	21856	36019	1.21	1.0E-80	AF245219.1	NT	Homo sapiens probable mannose binding C-type lectin DC-SIGNR mRNA, complete cds
9185	21855	35020	1.21	1.0E-80	AF245219.1	NT	Homo sapiens probable mannose binding C-type lectin DC-SIGNR mRNA, complete cds
10325	22972	36192	0.95	1.0E-80	D63479.2	NT	Homo sapiens mRNA for KIAA0145 protein, partial cds
10548	23244	36478	5.25	1.0E-80	11641276	NT	Homo sapiens similar to rat myomegalin (LOC84182), mRNA
10548	23244	36480	5.25	1.0E-80	11641276	NT	Homo sapiens similar to rat myomegalin (LOC84182), mRNA
12899	24719	31051	1.57	1.0E-80	11417901	NT	Homo sapiens meningioma (disrupted in balanced translocation) 1 (MN1), mRNA
12498	24853	31034	3.08	1.0E-80	AB020640.1	NT	Homo sapiens mRNA for KIAA0833 protein, partial cds
10583	23278	36515	1.46	8.0E-81	AI251752.1	EST_HUMAN	q190g05.x1 Soares_NFL_T_GBC_S1 Homo sapiens cDNA clone IMAGE:1854298 3'
10583	23278	36516	1.46	8.0E-81	AI251752.1	EST_HUMAN	q190g05.x1 Soares_NFL_T_GBC_S1 Homo sapiens cDNA clone IMAGE:1854298 3'
11102	2372	37046	8.46	8.0E-81	BE394525.1	EST_HUMAN	601370531F1 NIH_MGC_44 Homo sapiens cDNA clone IMAGE:3632070 5'
7162	19839	32909	3.58	7.0E-81	AI822115.1	EST_HUMAN	z891c08.x5 Soares_fetal_lung_NbHL19W Homo sapiens cDNA clone IMAGE:299818 3'
4364	17092	29726	5.26	6.0E-81	BE256829.1	EST_HUMAN	601111970F1 NIH_MGC_16 Homo sapiens cDNA clone IMAGE:3352840 5'
4364	17092	29727	5.26	6.0E-81	BE256829.1	EST_HUMAN	601111970F1 NIH_MGC_16 Homo sapiens cDNA clone IMAGE:3352840 5'
5201	18009	30630	2.1	6.0E-81	4501848	NT	Homo sapiens ATP-binding cassette, sub-family A (ABC1), member 3 (ABCA3), mRNA
5201	18009	30631	2.1	6.0E-81	4501848	NT	Homo sapiens ATP-binding cassette, sub-family A (ABC1), member 3 (ABCA3), mRNA
7489	20161	33253	0.97	6.0E-81	AF038660.1	NT	Homo sapiens chromosome 1p33-p34 beta-1,4-galactosyltransferase mRNA, complete cds
9136	21824	34989	1.36	6.0E-81	AA360017.1	EST_HUMAN	EST169129 Fetal lung II Homo sapiens cDNA 5' end
11800	24390	37723	1.61	6.0E-81	BE396092.1	EST_HUMAN	601312522F1 NIH_MGC_44 Homo sapiens cDNA clone IMAGE:3659284 5'
12430	24803	31041	2.29	6.0E-81	BF679022.1	EST_HUMAN	602163666F1 NIH_MGC_83 Homo sapiens cDNA clone IMAGE:4294601 5'
12430	24803	31042	2.29	6.0E-81	BF679022.1	EST_HUMAN	602163666F1 NIH_MGC_83 Homo sapiens cDNA clone IMAGE:4294601 5'
2214	14942	27682	2.8	5.0E-81	BE268042.1	EST_HUMAN	601125505F1 NIH_MGC_8 Homo sapiens cDNA clone IMAGE:3345480 5'
8311	21005	34143	1.83	5.0E-81	AB007923.1	NT	Homo sapiens mRNA for KIAA0454 protein, partial cds
8311	21005	34144	1.83	5.0E-81	AB007923.1	NT	Homo sapiens mRNA for KIAA0454 protein, partial cds
9548	22201	35383	0.77	5.0E-81	M60316.1	NT	Human transforming growth factor-beta (tgf-beta) mRNA, complete cds
9548	22201	35384	0.77	5.0E-81	M60316.1	NT	Human transforming growth factor-beta (tgf-beta) mRNA, complete cds
11577	24176	37491	2.23	5.0E-81	9508634	NT	Homo sapiens hypothetical protein (FLJ11045), mRNA
11839	24423	37764	1.3	5.0E-81	11526341	NT	Homo sapiens armadillo repeat gene deletes in velocardiofacial syndrome (ARVCF), mRNA
686	13461	26109	2.03	4.0E-81	AI521435.1	EST_HUMAN	th60e12.x1 NCL_CGAP_Ov23 Homo sapiens cDNA clone IMAGE:2122702 3' similar to TR:Q85560 Q85560
1815	14555	27270	1.31	4.0E-81	AW779612.1	EST_HUMAN	hm98d02.x1 NCL_CGAP_Co14 Homo sapiens cDNA clone IMAGE:3035907 3' similar to SW:COCPG_BOVIN P53620 COATOMER GAMMA SUBUNIT;



Page 379 of 536  
Table 4  
Single Exon Probes Expressed in Brain

Probe SEQ ID NO:	Exon SEQ ID NO:	ORF SEQ ID NO:	Expression Signal	Most Similar (Top) Hit BLAST E Value	Top Hit Accession No.	Top Hit Database Source	Top Hit Descriptor
3168	15931	28580	3.58	4.0E-81	AB037766.1	NT	Homo sapiens mRNA for KIAA1345 protein, partial cds
3619	16372	29013	0.98	4.0E-81	AW004608.1	EST_HUMAN	ws90h03.x1 NCL_CGAP_Co3 Homo sapiens cDNA clone IMAGE:2505269 3' similar to TR:O43815 O43815 STRIATIN.;
4139	16881	29509	2.26	4.0E-81	AF263306.1	NT	Homo sapiens rab3 interacting protein variant 2 mRNA, partial cds
4139	16881	29510	2.28	4.0E-81	AF263306.1	NT	Homo sapiens rab3 interacting protein variant 2 mRNA, partial cds
4360	17098	29733	1.33	4.0E-81	8923209	NT	Homo sapiens hypothetical protein FLJ20220 (FLJ20220), mRNA
7177	19863	32934	1.11	4.0E-81	4757893	NT	Homo sapiens calcium channel, voltage-dependent, L type, alpha 2/delta subunit (CACNA2), mRNA
7299	19982	33058	0.57	4.0E-81	11420544	NT	Homo sapiens ets variant gene 1 (ETV1), mRNA
8185	20879	34016	3.59	4.0E-81	X06989.1	NT	Human mRNA for amyloid A4(751) protein
8443	21135	34271	3.43	4.0E-81	U20197.1	NT	Human cone photoreceptor cGMP-phosphodiesterase alpha subunit gene, exons 2 and 3
8443	21135	34272	3.43	4.0E-81	U20197.1	NT	Human cone photoreceptor cGMP-phosphodiesterase alpha subunit gene, exons 2 and 3
9126	21814	34980	6.1	4.0E-81	AB018001.1	NT	Homo sapiens mRNA for Death-associated protein kinase 2, complete cds
10001	22849	35861	1.53	4.0E-81	11425281	NT	Homo sapiens ligase I, DNA, ATP-dependent (LIG1), mRNA
10070	22718	35935	0.71	4.0E-81	11439065	NT	Homo sapiens acyl-Coenzyme A dehydrogenase family, member 8 (ACAD8), mRNA
10070	22718	35936	0.71	4.0E-81	11439065	NT	Homo sapiens acyl-Coenzyme A dehydrogenase family, member 8 (ACAD8), mRNA
11140	23807	37088	3.2	4.0E-81	4758085	NT	Homo sapiens vesicle trafficking protein sec22b (SEC22B), mRNA
11140	23807	37087	3.2	4.0E-81	4758085	NT	Homo sapiens vesicle trafficking protein sec22b (SEC22B), mRNA
11128	25280	30731	3.63	4.0E-81	11417862	NT	Homo sapiens calcineurin binding protein 1 (KIAA0330), mRNA
11928	25280	30732	3.63	4.0E-81	11417862	NT	Homo sapiens calcineurin binding protein 1 (KIAA0330), mRNA
12463	24831	31030	1.53	4.0E-81	11417871	NT	Homo sapiens beta-ureidopropionase (LOC51733), mRNA
12463	24831	31031	1.53	4.0E-81	11417871	NT	Homo sapiens beta-ureidopropionase (LOC51733), mRNA
12597	24911	31004	4.82	4.0E-81	11417974	NT	Homo sapiens transcobalamin II; macrocytic anemia (TCN2), mRNA
1244	13993	26658	12.36	3.0E-81	Y18000.1	NT	Homo sapiens NF2 gene
1244	13993	26659	12.36	3.0E-81	Y18000.1	NT	Homo sapiens NF2 gene
2371	15093	27832	1.23	3.0E-81	AF077188.1	NT	Homo sapiens cullin 4A (CUL4A) mRNA, complete cds
2889	15765	28400	5.83	3.0E-81	4506280	NT	Homo sapiens pleiotrophin (heparin binding growth factor 8, neurite growth-promoting factor 1) (PTN) mRNA
2889	15765	28401	5.83	3.0E-81	4506280	NT	Homo sapiens pleiotrophin (heparin binding growth factor 8, neurite growth-promoting factor 1) (PTN) mRNA
2837	15605	28264	2.97	2.0E-81	BE784636.1	EST_HUMAN	601474072F1 NIH_MGC_68 Homo sapiens cDNA clone IMAGE:3877121 5'
2837	15605	28265	2.97	2.0E-81	BE784636.1	EST_HUMAN	601474072F1 NIH_MGC_68 Homo sapiens cDNA clone IMAGE:3877121 5'
3785	16507	29144	0.71	2.0E-81	AW611542.1	EST_HUMAN	hg85c01.x1 NCL_CGAP_Kid11 Homo sapiens cDNA clone IMAGE:2952384 3'
7857	20552	33678	0.8	2.0E-81	8923839	NT	Homo sapiens hypothetical protein (LOC55686), mRNA

Table 4

Single Exon Probes Expressed in Brain

Probe SEQ ID NO:	Exon SEQ ID NO:	ORF SEQ ID NO:	Expression Signal	Most Similar (Top) Hit BLAST E Value	Top Hit Accession No.	Top Hit Database Source	Top Hit Descriptor
1402	14149	26829	1.13	1.0E-81	W26539.1	EST_HUMAN	33f3 Human retina cDNA randomly primed sublibrary Homo sapiens cDNA
3644	16397	29037	1.07	1.0E-81	AW960658.1	EST_HUMAN	EST372729 IMAGE resequences, MAGF Homo sapiens cDNA
4479	17214	29839	3.56	1.0E-81	AA040370.1	EST_HUMAN	zk45109.t1 Soares_pregnant_uterus_NbHPU Homo sapiens cDNA clone IMAGE:486825 5' similar to
4600	17335	29964	6.89	1.0E-81	BE047996.1	EST_HUMAN	PIR:S52437 S52437 CDP-diacetylglucosyl synthase - fruit fly;
5157	17890	37795	4.59	1.0E-81	U87928.1	NT	tz45c04.y1 NCI_CGAP_Brm52 Homo sapiens cDNA clone IMAGE:2291528 5'
5269	18075	30704	4.1	1.0E-81	11432966	NT	Human acetonate hydratase (ACO2) gene, exon 3
5269	18075	30705	4.1	1.0E-81	11432966	NT	Homo sapiens polymerase (DNA directed), gamma (POLG), mRNA
5415	18214	30822	0.95	1.0E-81	AA255569.1	EST_HUMAN	Homo sapiens polymerase (DNA directed), gamma (POLG), mRNA
5568	18365	31273	3.47	1.0E-81	U52351.1	NT	zr65406.t1 Soares_NHMP1u_S1 Homo sapiens cDNA clone IMAGE:682475 5' similar to SW.PRI2_HUMAN
5568	18365	31274	3.47	1.0E-81	U52351.1	NT	P49843 DNA PRIMASE 58 KD SUBUNIT;
6054	18834	31796	1.81	1.0E-81	BF674641.1	EST_HUMAN	Homo sapiens arm-repeat protein NPRAP/neurojuncin (CTNND2) mRNA, partial cds
6453	19221	32218	0.59	1.0E-81	11420965	NT	Homo sapiens arm-repeat protein NPRAP/neurojuncin (CTNND2) mRNA, partial cds
6453	19221	32219	0.59	1.0E-81	11420965	NT	Homo sapiens arm-repeat protein NPRAP/neurojuncin (CTNND2) mRNA, partial cds
6639	19401	32416	0.87	1.0E-81	AJ133269.1	NT	602137864F1 NIH_MGC_83 Homo sapiens cDNA clone IMAGE:4274535 5'
7668	20333	33444	8.45	1.0E-81	11432966	NT	Homo sapiens phosphodiesterase 1C, calmodulin-dependent (70kD) (PDE1C), mRNA
9876	22328	35523	5.09	1.0E-81	BE958278.1	EST_HUMAN	Homo sapiens phosphodiesterase 1C, calmodulin-dependent (70kD) (PDE1C), mRNA
9876	22328	35524	5.09	1.0E-81	BE958278.1	EST_HUMAN	Homo sapiens phosphodiesterase 1C, calmodulin-dependent (70kD) (PDE1C), mRNA
9869	22519	35715	5.06	1.0E-81	BE564367.1	EST_HUMAN	Homo sapiens phosphodiesterase 1C, calmodulin-dependent (70kD) (PDE1C), mRNA
10003	22651	35863	1.59	1.0E-81	AA630784.1	EST_HUMAN	Homo sapiens caveolin-1/2 locus, Contig1, D7S522, genes CAV2 (exons 1, 2a, and 2b), CAV1 (exons 1 and 2)
10005	22653	35865	3.27	1.0E-81	BE744545.1	EST_HUMAN	Homo sapiens polymerase (DNA directed), gamma (POLG), mRNA
10005	22653	35866	3.27	1.0E-81	BE744545.1	EST_HUMAN	Homo sapiens polymerase (DNA directed), gamma (POLG), mRNA
10405	23051	36289	1.59	1.0E-81	AW897550.1	EST_HUMAN	601645051F1 NIH_MGC_56 Homo sapiens cDNA clone IMAGE:3530228 5'
10860	23540	38787	2.9	1.0E-81	8923698	NT	601645051F1 NIH_MGC_56 Homo sapiens cDNA clone IMAGE:3530228 5'
11029	23700	35966	1.97	1.0E-81	AW844986.1	EST_HUMAN	601343180F1 NIH_MGC_53 Homo sapiens cDNA clone IMAGE:3685483 5'
11028	23700	35967	1.97	1.0E-81	AW844986.1	EST_HUMAN	act14d08.s1 Stratagene HeLa cell s3 937216 Homo sapiens cDNA clone IMAGE:856427 3' similar to
11240	16937	29037	1.72	1.0E-81	AW960658.1	EST_HUMAN	SW:YB36 YEAST P38126 HYPOTHETICAL 60.5 KD PROTEIN IN RPS101-RPS13 INTERGENIC REGION;
11807	24198	37421	1.99	1.0E-81	BF204253.1	EST_HUMAN	601577339F1 NIH_MGC_9 Homo sapiens cDNA clone IMAGE:3838280 5'
12132	24622	31093	4.13	1.0E-81	11418139	NT	601577339F1 NIH_MGC_9 Homo sapiens cDNA clone IMAGE:3838280 5'
12	12839	25452	3.6	8.0E-82	AF161408.1	NT	CM3-NIN0089-140400-147-af2.NIN0069 Homo sapiens cDNA Homo sapiens golgin-like protein (GLP), mRNA MR0-CT0006-250599-019 CT0006 Homo sapiens cDNA MR0-CT0006-250599-019 CT0006 Homo sapiens cDNA EST372729 IMAGE resequences, MAGF Homo sapiens cDNA 601867714F1 NIH_MGC_17 Homo sapiens cDNA clone IMAGE:4110459 5' Homo sapiens photobin (similar to apolipoprotein B mRNA editing protein) (DJ742C19.2), mRNA Homo sapiens HSPC288 mRNA, partial cds

Page 381 of 536  
Table 4  
Single Exon Probes Expressed in Brain

Probe SEQ ID NO:	Exon SEQ ID NO:	ORF SEQ ID NO:	Expression Signal	Most Similar (Top) Hit BLAST E Value	Top Hit Accession No.	Top Hit Database Source	Top Hit Descriptor
104	12839	25452	2.45	8.0E-82	AF161406.1	NT	Homo sapiens HSPC288 mRNA, partial cds
257	13065	25704	1.1	8.0E-82	U08988.1	NT	Human CRFB4 gene, partial cds
785	13567	26227	2.83	8.0E-82	U08988.1	NT	Human CRFB4 gene, partial cds
867	13536	26305	0.84	8.0E-82	U08988.1	NT	Human CRFB4 gene, partial cds
1474	14221	26907	1.42	8.0E-82	AB037748.1	NT	Homo sapiens mRNA for KIAA1327 protein, partial cds
1654	14400	27089	1.43	8.0E-82	6715601	NT	Homo sapiens glutathione peroxidase 5 (epididymal androgen-related protein) (GPX5), transcript variant 2, mRNA
4219	16960	29586	0.9	8.0E-82	8923432	NT	Homo sapiens hypothetical protein FLJ20461 (FLJ20461), mRNA
1433	14180	2816	1.7	7.0E-82	BF035327.1	EST_HUMAN	601458531F1 NIH_MGC_66 Homo sapiens cDNA clone IMAGE:3862086 5'
2769	15474	28216	1.2	7.0E-82	AU144050.1	EST_HUMAN	AU144050 HEMBA1 Homo sapiens cDNA clone HEMBA1000762 3'
11759	24950	37682	1.71	7.0E-82	AA663747.1	EST_HUMAN	ae86e04.s1 Stratagene schizo brain S11 Homo sapiens cDNA clone IMAGE:869342 3'
4104	16847	29473	0.71	5.0E-82	AA515512.1	EST_HUMAN	mf89e11.s1 NCI_CGAP_C03 Homo sapiens cDNA clone IMAGE:925186 3'
1666	14412	27103	49.82	4.0E-82	AF081484.1	NT	Homo sapiens alpha-tubulin isoform 1 mRNA, complete cds
5409	18208	30915	0.8	4.0E-82	BF351691.1	EST_HUMAN	QV2-HT0540-120900-362-708 HT0540 Homo sapiens cDNA
5409	18208	30916	0.8	4.0E-82	BF351691.1	EST_HUMAN	QV2-HT0540-120900-362-708 HT0540 Homo sapiens cDNA
5671	18466	31381	0.65	4.0E-82	M25633.1	NT	Human von Willebrand factor gene, exon 9
11716	24310	37633	11.81	4.0E-82	A1937300.1	EST_HUMAN	wp75e09.x1 NCI_CGAP_Brn26 Homo sapiens cDNA clone IMAGE:2487624 3' similar to TR:O75276
12374	24773		5.05	4.0E-82	AF029701.2	NT	O75276 PKD1 ;
271	13079	26721	21.66	3.0E-82	4502166	NT	Homo sapiens presentin-1 gene, exons 1 and 2
687	13462	26110	3.11	3.0E-82	BE005705.1	EST_HUMAN	Homo sapiens amyloid beta (A4) precursor protein (protease nexin-II, Alzheimer disease) (APP), mRNA
770	13542	26203	5.7	3.0E-82	5174702	NT	RC2-BN0120-010400-013-402 BN0120 Homo sapiens cDNA
850	13620	26290	10.65	3.0E-82	4502166	NT	Homo sapiens transforming growth factor beta-activated kinase-binding protein 1 (TAB1), mRNA
1039	13769		18.66	3.0E-82	AA725948.1	EST_HUMAN	Homo sapiens amyloid beta (A4) precursor protein (protease nexin-II, Alzheimer disease) (APP), mRNA
1333	14082	26758	1.25	3.0E-82	AW875073.1	EST_HUMAN	ai23e05.s1 Soares_testis_NHT Homo sapiens cDNA clone 1343648 3'
1460	14197	26881	3.44	3.0E-82	AL163285.2	NT	RC6-PT0001-190100-021-B02 PT0001 Homo sapiens cDNA
1894	14631	27341	1.91	3.0E-82	BE813232.1	EST_HUMAN	Homo sapiens chromosome 21 segment HS21C085
2000	14736	27469	1.53	3.0E-82	4501922	NT	RC1-BN0005-260700-018-g04 BN0005 Homo sapiens cDNA
3268	16028		2.52	3.0E-82	5453811	NT	Homo sapiens adenylylate cyclase activating polypeptide 1 (pituitary) receptor, type I (ADCYAP1R1) mRNA
							Homo sapiens neurotrophic tyrosine kinase, receptor, type 2 (NTRK2) mRNA

Page 382 of 536  
Table 4  
Single Exon Probes Expressed in Brain

Probe SEQ ID NO:	Exon SEQ ID NO:	ORF SEQ ID NO:	Expression Signal	Most Similar (Top) Hit BLAST E Value	Top Hit Accession No.	Top Hit Database Source	Top Hit Descriptor
4864	17593	30218	0.98	3.0E-82	AA135979.1	EST_HUMAN	z193b04.r1 Stratagene lung carcinoma 937218 Homo sapiens cDNA clone IMAGE:565711 5' similar to SW:PAGT_BOVIN_Q07537 POLYPEPTIDE N-ACETYLGALACTOSAMINYLTRANSFERASE ;
8052	20746	33878	3.14	3.0E-82	11425206	NT	Homo sapiens ankyrin-like with transmembrane domains 1 (ANKTM1), mRNA
8464	21146	34287	0.88	3.0E-82	11432869	NT	Homo sapiens contactin 6 (CNTN6), mRNA
8454	21146	34288	0.88	3.0E-82	11432869	NT	Homo sapiens contactin 6 (CNTN6), mRNA
9724	22375	35575	3.23	3.0E-82	AB029000.1	NT	Homo sapiens mRNA for KIAA1077 protein, partial cds
9724	22375	35576	3.23	3.0E-82	AB029000.1	NT	Homo sapiens mRNA for KIAA1077 protein, partial cds
583	13363	25990	2.85	2.0E-82	AB023216.1	NT	Homo sapiens mRNA for KIAA0999 protein, partial cds
583	13363	25991	2.55	2.0E-82	AB023216.1	NT	Homo sapiens mRNA for KIAA0999 protein, partial cds
1681	14426	27121	1.21	2.0E-82	AL046390.1	EST_HUMAN	Homo sapiens mRNA for KIAA0999 protein, partial cds
3827	16578	28210	1.25	2.0E-82	D87675.1	NT	DKFZp434M117_r1 434 (synonym: htes3) Homo sapiens cDNA clone DKFZp434M117 5'
4208	16949	29575	1.17	2.0E-82	4504116	NT	Homo sapiens DNA for amyloid precursor protein, complete cds
4521	17256	29690	1.01	2.0E-82	AB029019.1	NT	Homo sapiens glutamate receptor, ionotropic, kainate 1 (GRIK1) mRNA
4521	17256	29691	1.01	2.0E-82	AB029019.1	NT	Homo sapiens mRNA for KIAA1096 protein, partial cds
4816	17547	30172	2.85	2.0E-82	AF045555.1	NT	Homo sapiens wbscr1 (WBSCR1) and wbscr5 (WBSCR5) genes, complete cds, alternatively spliced and replication factor C subunit 2 (RFC2) gene, complete cds
5021	17742	30352	1.46	2.0E-82	4507680	NT	Homo sapiens tumor necrosis factor receptor superfamily, member 5 (TNFRSF5) mRNA
5021	17742	30353	1.46	2.0E-82	4507680	NT	Homo sapiens tumor necrosis factor receptor superfamily, member 5 (TNFRSF5) mRNA
6384	18184	30874	5.65	2.0E-82	AB018270.1	NT	Homo sapiens mRNA for KIAA0727 protein, partial cds
6082	18861	31827	4.73	2.0E-82	AF294882.1	NT	Homo sapiens FAM4A1 splice variant a (FAM4A1) mRNA, complete cds
7581	25426	33482	0.91	2.0E-82	A1476428.1	EST_HUMAN	fm21g05.x1 Soares_NFL_T_GBC_S1 Homo sapiens cDNA clone IMAGE:2157272 3'
7705	20369	33482	0.85	2.0E-82	8923130	NT	Homo sapiens hypothetical protein FLJ20128 (FLJ20128), mRNA
8204	20898	34035	2.16	2.0E-82	11321570	NT	Homo sapiens silk (Drosophila) homolog 3 (SLIT3), mRNA
8568	21280	34397	0.45	2.0E-82	7657340	NT	Homo sapiens microtubidia (mouse) homolog (MORC), mRNA
8568	21260	34398	0.45	2.0E-82	7657340	NT	Homo sapiens microtubidia (mouse) homolog (MORC), mRNA
10009	22657	35670	1.84	2.0E-82	Y08032.1	NT	Human endogenous retrovirus-K, LTR U5 and gag gene
10009	22657	35671	1.84	2.0E-82	Y08032.1	NT	Human endogenous retrovirus-K, LTR U5 and gag gene
11237	23900	37187	1.27	2.0E-82	11417191	NT	Homo sapiens leucylcystinyl aminopeptidase (LNPEP), mRNA
11237	23900	37188	1.27	2.0E-82	11417191	NT	Homo sapiens leucylcystinyl aminopeptidase (LNPEP), mRNA
11279	23940	37233	4.45	2.0E-82	U80736.1	NT	Homo sapiens CAGF9 mRNA, partial cds
11279	23940	37234	4.45	2.0E-82	U80736.1	NT	Homo sapiens CAGF9 mRNA, partial cds
11750	24341	37670	1.91	2.0E-82	5031660	NT	Homo sapiens EGF-like repeats and discoidin I-like domains 3 (EDIL3), mRNA
11957	24508	37670	1.58	2.0E-82	N94950.1	EST_HUMAN	z531d10.s1 Soares_parathyroid_tumor_NbHPA Homo sapiens cDNA clone IMAGE:305203 3'

Page 383 of 536  
Table 4  
Single Exon Probes Expressed in Brain

Probe SEQ ID NO:	Exon SEQ ID NO:	ORF SEQ ID NO:	Expression Signal	Most Similar (Top) Hit BLAST E Value	Top Hit Accession No.	Top Hit Database Source	Top Hit Descriptor
12485	24844		3.47	2.0E-82	AA011278.1	EST_HUMAN	z10g09.r1 Soares_fetal_liver_spleen_1NFLS_S1 Homo sapiens cDNA clone IMAGE:429568 5'
12775	25029		1.95	2.0E-82	11418097	NT	Homo sapiens SRY (sex determining region Y)-box 10 (SOX10), mRNA
678	13368	26985	1.14	1.0E-82	11545921	NT	Homo sapiens melanoma differentiation associated protein-5 (MDA5), mRNA
1188	13938		0.77	1.0E-82	BE885108.1	EST_HUMAN	601510859F1 NIH_MGC_71 Homo sapiens cDNA clone IMAGE:3912207 5'
1263	14012	26979	3.1	1.0E-82	BE064386.1	EST_HUMAN	RC4-BT0310-110300-015-f10_BT0310 Homo sapiens cDNA
1284	14013	26680	1.26	1.0E-82	AB011110.2	NT	Homo sapiens mRNA for KIAA1417 protein, partial cds
8841	21533	34878	1.13	1.0E-82	AB037838.1	NT	Homo sapiens mRNA for KIAA0662 protein, partial cds
9553	22206	36390	0.59	1.0E-82	AB014562.1	NT	UI-H-BW1-eps-f-03-0-U1.e1 NCI_CGAP_Sub7 Homo sapiens cDNA clone IMAGE:3084053 3'
10145	22783		1.17	1.0E-82	BF518938.1	EST_HUMAN	Homo sapiens chromosome 21 segment H521C009
10846	23337	36576	2.34	1.0E-82	AL163209.2	NT	602160403F1 NIH_MGC_81 Homo sapiens cDNA clone IMAGE:4291661 5'
8615	21307	34449	4.51	9.0E-83	BF672220.1	EST_HUMAN	601117160F1 NIH_MGC_16 Homo sapiens cDNA clone IMAGE:3357734 5'
10174	22822	36039	0.53	9.0E-83	BE253347.1	EST_HUMAN	601273346F1 NIH_MGC_20 Homo sapiens cDNA clone IMAGE:3614362 5'
1382	14139	28816	3.33	8.0E-83	BE383973.1	EST_HUMAN	z448f1.2.s1 Soares fetal liver spleen 1NFLS Homo sapiens cDNA clone IMAGE:295823 3'
1676	15523	27115	5.63	8.0E-83	NG69951.1	EST_HUMAN	QV4-LT0016-271299-088-h11 LT0016 Homo sapiens cDNA
1395	14084	26789	0.97	7.0E-83	AW385529.1	EST_HUMAN	not2h01.s1 NCI_CGAP_Phet Homo sapiens cDNA clone IMAGE:1100497 3' similar to contains Alu repetitive element;
2868	15635		1.88	7.0E-83	AA584655.1	EST_HUMAN	7p37a07.x1 NCI_CGAP_P28 Homo sapiens cDNA clone IMAGE:3647893 3' similar to TR:Q9Y316 Q9Y316
4765	17497		6.68	7.0E-83	BF221813.1	EST_HUMAN	DJ207H1.1 ;
5950	18742	31702	0.58	7.0E-83	11428657	NT	Homo sapiens KIAA0100 gene product (KIAA0100), mRNA
11717	24311	37634	1.4	7.0E-83	5729753	NT	Homo sapiens transcription factor CA150 (CA150) mRNA
11717	24311	37635	1.4	7.0E-83	5729753	NT	Homo sapiens transcription factor CA150 (CA150) mRNA
394	13179	25828	1.98	6.0E-83	M33320.1	NT	Human platelet Glycoprotein IIb (GPIIb) gene, exons 2-29
1779	14620	27224	1.6	6.0E-83	AW573088.1	EST_HUMAN	hf31h03.x1 Soares_NFL_T_GBC_S1 Homo sapiens cDNA clone IMAGE:2933525 3' similar to
3017	15783	28432	0.71	6.0E-83	AW816405.1	EST_HUMAN	SW:YBEB_HAEIN P44471 HYPOTHETICAL PROTEIN H10034. ;
3045	15812		1.08	6.0E-83	AF231919.1	NT	QV4-ST0234-181199-037-f05 ST0234 Homo sapiens cDNA
5211	18019	30841	2.02	6.0E-83	4507866	NT	Homo sapiens chromosome 21 unknown mRNA
5933	18716	31674	1.82	6.0E-83	AJ010770.1	NT	Homo sapiens VAMP (vesicle-associated membrane protein)-associated protein A (33kD) (VAPA) mRNA, and translated products
7401	20079	33160	2.27	6.0E-83	11422024	NT	Homo sapiens hyperin gene, exons 1-50
9575	22228	35413	2.85	6.0E-83	4505314	NT	Homo sapiens met proto-oncogene (hepatocyte growth factor receptor) (MET), mRNA
9669	22321	35517	2.94	6.0E-83	11430647	NT	Homo sapiens myomesin (M-protein) 2 (165kD) (MYOM2), mRNA
9669	22321	35517	2.94	6.0E-83	11430647	NT	Homo sapiens pre-mRNA splicing factor similar to S. cerevisiae Prip18 (PRP18), mRNA
9669	22321	35518	2.34	6.0E-83	11430647	NT	Homo sapiens pre-mRNA splicing factor similar to S. cerevisiae Prip18 (PRP18), mRNA

Page 384 of 536  
Table 4  
Single Exon Probes Expressed in Brain

Probe SEQ ID NO:	Exon SEQ ID NO:	ORF SEQ ID NO:	Expression Signal	Most Similar (Top) Hit BLAST E Value	Top Hit Accession No.	Top Hit Database Source	Top Hit Descriptor
11517	24117		2.53	6.0E-83	AA486105.1	EST_HUMAN	ab14610.s1 Stratagene lung (#937210) Homo sapiens cDNA clone IMAGE:840810 3' similar to contains THR.12 THR repetitive element;
11908	24472		4.27	6.0E-83	AF240786.1	NT	Homo sapiens glutathione S-transferase theta 2 (GSTT2) and glutathione S-transferase theta 1 (GSTT1) genes, complete cds
925	13682		2.03	6.0E-83	AF17883.1	NT	Human succinate dehydrogenase iron-protein subunit (sdhB) gene, exon 5
2043	15526		1.55	5.0E-83	AF008305.1	NT	Homo sapiens 26S proteasome regulatory subunit (SUG2) mRNA, complete cds
3629	16382	29022	1.18	5.0E-83	AL133207.2	NT	Novel human gene mapping to chromosome X
3886	16636	29276	0.77	6.0E-83	4885190	NT	Homo sapiens deoxyribonuclease I (DNASE1), mRNA
6020	17741	30350	11.53	5.0E-83	4557013	NT	Homo sapiens catalase (CAT) mRNA
6020	17741	30351	11.53	5.0E-83	4557013	NT	Homo sapiens catalase (CAT) mRNA
5093	17812	30428	1.07	5.0E-83	5031660	NT	Homo sapiens EGF-like repeats and discoidin-like domains 3 (EDIL3), mRNA
5093	17812	30429	1.07	5.0E-83	5031660	NT	Homo sapiens EGF-like repeats and discoidin-like domains 3 (EDIL3), mRNA
625	13404	26039	1.72	4.0E-83	AF224669.1	NT	Homo sapiens mannosidase, beta A, lysosomal (MANBA) gene, and ubiquitin-conjugating enzyme E2D 3 (UBE2D3) genes, complete cds
977	13742		4.9	3.0E-83	AA368311.1	EST_HUMAN	EST179542 Placenta I Homo sapiens cDNA similar to similar to endogenous retrovirus ERV8
2780	15485		1.33	3.0E-83	AA632654.1	EST_HUMAN	np87c07.s1 NCI_CGAP_Thy1 Homo sapiens cDNA clone IMAGE:1133292 similar to contains THR.12 THR repetitive element;
6483	19250		0.62	3.0E-83	A1217223.1	EST_HUMAN	qf73e06.x1 Soares_testis_NHT Homo sapiens cDNA clone IMAGE:1755682 3'
1792	14532	27240	1.86	2.0E-83	AA993492.1	EST_HUMAN	o164g05.s1 Soares_testis_NHT Homo sapiens cDNA clone IMAGE:1621592 3' similar to TR:Q92814
1792	14532	27241	1.86	2.0E-83	AA993492.1	EST_HUMAN	Q92814 MYELOBLAST KIAA0216.;
1918	14655	27395	4.07	2.0E-83	N66951.1	EST_HUMAN	o164g05.s1 Soares_testis_NHT Homo sapiens cDNA clone IMAGE:1621592 3' similar to TR:Q92814
2856	15624	28288	1.1	2.0E-83	BEB28694.1	EST_HUMAN	Q92814 MYELOBLAST KIAA0216.;
3263	16025		1.89	2.0E-83	11430634	NT	RC6-ET0046-280600-073-H12 ET0046 Homo sapiens cDNA
3756	16508		0.7	2.0E-83	AL163202.2	NT	Homo sapiens sal (Drosophila)-like 1 (SALL1), mRNA
4302	17041	29668	4.11	2.0E-83	AF202879.1	NT	Homo sapiens chromosome 21 segment HS21C002
4604	17339	29958	6.14	2.0E-83	7706398	NT	Homo sapiens hematopoietic progenitor cell antigen CD34 precursor (CD34) mRNA, partial cds
4804	17339	29959	6.14	2.0E-83	7706398	NT	Homo sapiens ankyrin repeat-containing protein ASB-2 (LOC51676), mRNA
5189	17997	30620	0.9	2.0E-83	U06679.1	NT	Homo sapiens ankyrin repeat-containing protein ASB-2 (LOC51676), mRNA
6755	18647	31468	0.85	2.0E-83	11428081	NT	Human carcinoembryonic antigen gene family member 18 (CGM18) gene, exons A1 and B1
5875	18682	31603	1.31	2.0E-83	BE985401.1	EST_HUMAN	Homo sapiens membrane protein CH1 (CH1), mRNA
6647	19409	32423	1.12	2.0E-83	AF129533.1	NT	601507482F1 NIH_MGC_71 Homo sapiens cDNA clone IMAGE:3909068 5'
7335	20017	33095	6.36	2.0E-83	AF129533.1	NT	Homo sapiens F-box protein FB35 (FB1.3B) mRNA, partial cds
							Homo sapiens F-box protein FB35 (FB1.3B) mRNA, partial cds

Table 4  
Single Exon Probes Expressed in Brain

Probe SEQ ID NO:	Exon SEQ ID NO:	ORF SEQ ID NO:	Expression Signal	Most Similar (Top) Hit BLAST E Value	Top Hit Accession No.	Top Hit Database Source	Top Hit Descriptor
7704	20367	33480	0.64	2.0E-83	BF105097.1	EST_HUMAN	601822090F1 NIH_MGC_75 Homo sapiens cDNA clone IMAGE:4042318 5'
7742	20438	33560	0.78	2.0E-83	AB001025.1	NT	Homo sapiens mRNA for brain ryanodine receptor, complete cds
7742	20438	33581	0.78	2.0E-83	AB001025.1	NT	Homo sapiens mRNA for brain ryanodine receptor, complete cds
7886	20581	33710	1.79	2.0E-83	U66707.1	NT	Rattus norvegicus densin-180 mRNA, complete cds
8213	20907	34042	2.05	2.0E-83	AF011920.1	NT	Homo sapiens protein kinase CK2 catalytic subunit alpha gene, exon 1
8213	20907	34043	2.05	2.0E-83	AF011920.1	NT	Homo sapiens protein kinase CK2 catalytic subunit alpha gene, exon 1
9494	22147	36328	0.48	2.0E-83	5453881	NT	Homo sapiens phosphotyrosine kinase, gamma 1 (muscle) (PHKG1) mRNA
9494	22147	36329	0.48	2.0E-83	5453881	NT	Homo sapiens phosphotyrosine kinase, gamma 1 (muscle) (PHKG1) mRNA
9934	22582	35780	4.01	2.0E-83	M22094.1	NT	Human neural cell adhesion molecule (N-CAM) secreted isoform mRNA, 3' end
9934	22582	35781	4.01	2.0E-83	M22094.1	NT	Human neural cell adhesion molecule (N-CAM) secreted isoform mRNA, 3' end
10016	22664	35881	1.39	2.0E-83	AU117659.1	EST_HUMAN	AU117659 HEMBA1 Homo sapiens cDNA clone HEMBA1001910 5'
10089	22737	35982	0.77	2.0E-83	AW505600.1	EST_HUMAN	UI-HF-BNO-emd-h-07-0-UJ.r1 NIH_MGC_50 Homo sapiens cDNA clone IMAGE:3081852 6'
10763	23438	36682	6.64	2.0E-83	11496448	NT	Homo sapiens KIAA0985 protein (KIAA0985), mRNA
10845	23527	36770	2.19	2.0E-83	AL134452.1	EST_HUMAN	DKFZp647J135_r1 547 (synonym: hibr1) Homo sapiens cDNA clone DKFZp647J135 5'
10845	23527	36771	2.19	2.0E-83	AL134452.1	EST_HUMAN	DKFZp647J135_r1 547 (synonym: hibr1) Homo sapiens cDNA clone DKFZp647J135 5'
12522	24869		3.85	2.0E-83	AB011399.1	NT	Homo sapiens gene for AF-6, complete cds
1390	14137	26813	2.18	1.0E-83	4504326	NT	Homo sapiens hydroxycy-Coenzyme A dehydrogenase3-ketocoyl-Coenzyme A thiolase/enoyl-Coenzyme A hydratase (trifunctional protein), beta subunit (HADHB) mRNA
1390	14137	26814	2.18	1.0E-83	4504326	NT	Homo sapiens hydroxycy-Coenzyme A dehydrogenase3-ketocoyl-Coenzyme A thiolase/enoyl-Coenzyme A hydratase (trifunctional protein), beta subunit (HADHB) mRNA
1442	14189	26873	0.98	1.0E-83	AF105087.1	NT	Homo sapiens lipopolysaccharide-binding protein (LBP) mRNA, complete cds
1442	14189	26874	0.98	1.0E-83	AF105087.1	NT	Homo sapiens lipopolysaccharide-binding protein (LBP) mRNA, complete cds
3179	15942	28593	1.18	1.0E-83	7862349	NT	Homo sapiens cell recognition molecule Caspr2 (KIAA0868), mRNA
3860	16900	28237	3.93	1.0E-83	AF053768.1	NT	Rattus norvegicus brain specific contactin-binding protein CBP90 mRNA, partial cds
4220	16961	29588	1.99	1.0E-83	Z25822.1	NT	H.sapiens gene for mitochondrial dodecenoyl-CoA delta-isomerase, exon 3
4631	17662	30184	3.36	1.0E-83	4502166	NT	Homo sapiens amyloid beta (A4) precursor protein (protease nexin-II, Alzheimer disease) (APP), mRNA
6596	19359	32373	1.65	1.0E-83	AI027614.1	EST_HUMAN	ov99308.x1 Soares_testis_NHT Homo sapiens cDNA clone IMAGE:1846431 3' similar to gb:U64241 QM
3776	16528	29167	3.8	7.0E-84	BE901209.1	EST_HUMAN	PROTEIN (HUMAN);
1272	14021	26687	3.5	6.0E-84	BE838864.1	EST_HUMAN	601676023F1 NIH_MGC_21 Homo sapiens cDNA clone IMAGE:3968853 5'
1272	14021	26688	3.5	6.0E-84	BE838864.1	EST_HUMAN	RC2-FN0119-200600-011-g05 FN0119 Homo sapiens cDNA
2396	15117	27854	8.26	6.0E-84	AA776574.1	EST_HUMAN	RC2-FN0119-200600-011-g05 FN0119 Homo sapiens cDNA
5160	17892		3.33	6.0E-84	AL042863.2	EST_HUMAN	ae86a03.s1 Strategene schizo brain S11 Homo sapiens cDNA clone IMAGE:971020 3'
							DKFZp434H0322_r1_434 (synonym: ites3) Homo sapiens cDNA clone DKFZp434H0322 5'

Table 4

Single Exon Probes Expressed in Brain

Probe SEQ ID NO:	Exon SEQ ID NO:	ORF SEQ ID NO:	Expression Signal	Most Similar (Top) Hit BLAST E Value	Top Hit Accession No.	Top Hit Database Source	Top Hit Descriptor
5431	18230	30843	1.87	6.0E-84	AA897339.1	EST_HUMAN	ai47g03.s1 Soares_NFL_T_GBC_S1 Homo sapiens cDNA clone IMAGE:1460500 3' similar to gb:U14338 VITAMIN K-DEPENDENT PROTEIN S PRECURSOR (HUMAN);
5674	18371	31282	1.04	6.0E-84	11428718	NT	Homo sapiens acetyl LDL receptor; SREC=scavenger receptor expressed by endothelial cells (SREC); mRNA
5574	18371	31283	1.04	6.0E-84	11428718	NT	Homo sapiens acetyl LDL receptor; SREC=scavenger receptor expressed by endothelial cells (SREC); mRNA
7373	20053	33134	2.94	6.0E-84	BE810371.1	EST_HUMAN	PMO-LT0019-190800-004-F02 LT0019 Homo sapiens cDNA
7591	20259	33367	0.97	6.0E-84	AF038391.1	NT	Homo sapiens pre-mRNA splicing factor (PRP16) mRNA, complete cds
7972	20667	33789	2.37	6.0E-84	BE770199.1	EST_HUMAN	PM4-FT0054-160800-004-e10 FT0054 Homo sapiens cDNA
697	13472	26121	0.71	6.0E-84	AA382811.1	EST_HUMAN	EST96094 Testis 1 Homo sapiens cDNA 5' end
3013	16779		1.82	5.0E-84	AF109718.1	NT	Homo sapiens chromosome 3 subtelomeric region
6015	18798	31758	0.59	5.0E-84	AA167678.1	EST_HUMAN	zq39e07.r1 Stratagene hNT neuron (#937233) Homo sapiens cDNA clone IMAGE:632100 5' similar to TR:G483915 G483915 RETROTRANSCRIPTABLE L1 ELEMENT LRE2 FROM CHROMOSOME 10.;
11533	24133	37438	3.17	5.0E-84	11428740	NT	Homo sapiens regulatory factor X; 3 (influences HLA class II expression) (RFX3); mRNA
11652	24249	37570	1.77	5.0E-84	AB032957.1	NT	Homo sapiens mRNA for KIAA1131 protein, partial cds
11652	24249	37571	1.77	5.0E-84	AB032957.1	NT	Homo sapiens mRNA for KIAA1131 protein, partial cds
11813	24401	37738	1.44	5.0E-84	11433550	NT	Homo sapiens tropomodulin 2 (neuronal) (TMOD2); mRNA
1389	14136	28812	2.19	4.0E-84	AI686921.1	EST_HUMAN	wa76c04.x1 Soares_NFL_T_GBC_S1 Homo sapiens cDNA clone IMAGE:2302086 3' similar to SW:NRDC_HUMAN O43847 NARDILYSIN PRECURSOR;
4897	17624	30242	1.79	4.0E-84	AF099601.2	NT	Homo sapiens myosin light chain kinase isoform 2 (MLCK) mRNA, complete cds
5475	18274	31168	1.36	4.0E-84	11386168	NT	Homo sapiens protein tyrosine phosphatase, receptor type, G (PTPRG); mRNA
5475	18274	31169	1.36	4.0E-84	11386168	NT	Homo sapiens protein tyrosine phosphatase, receptor type, G (PTPRG); mRNA
6175	18952	31925	1.88	4.0E-84	AF058650.1	NT	Homo sapiens histone deacetylase 3 (HDAC3) gene, complete cds
7547	20217	33319	14.38	4.0E-84	11421326	NT	Homo sapiens KIAA0783 gene product (KIAA0783); mRNA
8809	21501	34647	1.21	4.0E-84	4557526	NT	Homo sapiens discs, large (Drosophila) homolog 2 (chapsyn-110) (DLG2) mRNA
8609	21501	34648	1.21	4.0E-84	4557526	NT	Homo sapiens discs, large (Drosophila) homolog 2 (chapsyn-110) (DLG2) mRNA
10835	23517	36759	4.51	4.0E-84	AB032956.1	NT	Homo sapiens mRNA for KIAA1130 protein, partial cds
308	13112	25752	1.24	3.0E-84	AF026200.1	NT	Homo sapiens Bach1 protein homolog mRNA, partial cds
1953	14698	27401	1.15	3.0E-84	5453655	NT	Homo sapiens pericentriolar material 1 (PCM1) mRNA
2001	14736	27460	2.41	3.0E-84	AL096880.1	NT	Novel human mRNA containing Zinc finger C2H2 type domains
3578	16333	28977	1.07	3.0E-84	AB028898.1	NT	Homo sapiens DNA, DLEC1 to ORCTL4 gene region, section 1/2 (DLEC1, ORCTL3, ORCTL4 genes, complete cds)
3731	16483	29121	5.2	3.0E-84	AF014459.1	NT	Homo sapiens X-linked juvenile retinoschisis precursor protein (XLR51) mRNA, complete cds



Table 4  
Single Exon Probes Expressed in Brain

Probe SEQ ID NO:	Exon SEQ ID NO:	ORF SEQ ID NO:	Expression Signal	Most Similar (Top) Hit BLAST E Value	Top Hit Accession No.	Top Hit Database Source	Top Hit Descriptor
10780	23473		3.55	3.0E-84	A1983801.1	EST_HUMAN	wuz20405.x1 Soares_Dieckgraefe_colon_NHCD Homo sapiens cDNA clone IMAGE:2620585 3' similar to gb:L05093 60S RIBOSOMAL PROTEIN L18A (HUMAN);
2098	14828	27563	6.94	2.0E-84	BE695397.1	EST_HUMAN	CM1-BT0795-180600-272-b08 BT0795 Homo sapiens cDNA
2098	14829	27564	6.94	2.0E-84	BE695397.1	EST_HUMAN	CM1-BT0795-180600-272-b08 BT0795 Homo sapiens cDNA
2944	15710	28362	9.31	2.0E-84	AF036943.1	NT	Homo sapiens myelin transcription factor 1-like (MYT1-L) mRNA, complete cds
2962	15728	28378	0.77	2.0E-84	X89211.1	NT	H. sapiens DNA for endogenous retroviral like element
6439	18238	30952	0.92	2.0E-84	BF511576.1	EST_HUMAN	UH-B14-act-e-02-0-UJ.s1 NCI_CGAP_Sub8 Homo sapiens cDNA clone IMAGE:3084963 3'
5439	18238	30953	0.92	2.0E-84	BF511576.1	EST_HUMAN	UH-B14-act-e-02-0-UJ.s1 NCI_CGAP_Sub8 Homo sapiens cDNA clone IMAGE:3084963 3'
6540	18305	32310	0.75	2.0E-84	H63370.1	EST_HUMAN	yr56e11.s1 Soares fetal liver spleen 1NFLS Homo sapiens cDNA clone IMAGE:209324 3'
7958	20651		1.35	2.0E-84	A1298674.1	EST_HUMAN	qm87c09.x1 NCI_CGAP_Lu5 Homo sapiens cDNA clone IMAGE:1895728 3'
8284	20978	34119	0.49	2.0E-84	AL163204.2	NT	Homo sapiens chromosome 21 segment HS21C004
8284	20978	34119	0.49	2.0E-84	AL163204.2	NT	Homo sapiens chromosome 21 segment HS21C004
9245	21924	35094	0.81	2.0E-84	AU120280.1	EST_HUMAN	AU120280 HEMBB1 Homo sapiens cDNA clone HEMBB1000339 5'
9631	22283	35476	0.61	2.0E-84	H22841.1	EST_HUMAN	yr48e11.t1 Soares infant brain 1N1B Homo sapiens cDNA clone IMAGE:51383 5' similar to SP-APOH_RAT P28644 BETA-2-GLYCOPROTEIN1;
12169	24643	31100	3	2.0E-84	BF448000.1	EST_HUMAN	nae30a02.x1 Lupski_sympathetic_trunk Homo sapiens cDNA clone IMAGE:4090251 3' similar to TR:Q8UGS3 Q8UGS3 DJ766G23.1;
12159	24643	31101	3	2.0E-84	BF448000.1	EST_HUMAN	nae30a02.x1 Lupski_sympathetic_trunk Homo sapiens cDNA clone IMAGE:4090251 3' similar to TR:Q8UGS3 Q8UGS3 DJ766G23.1;
304	13108	28748	1.89	1.0E-84	AF114488.1	NT	Homo sapiens intersecin short isoform (ITSN) mRNA, complete cds
536	13319	25953	20.64	1.0E-84	4507952	NT	Homo sapiens tyrosine 3-monoxygenase/tryptophan 5-monoxygenase activation protein, zeta polypeptide (YWHAZ) mRNA
703	13478		1	1.0E-84	11427631	NT	Homo sapiens complement component 5 (C5), mRNA
1270	14019	26685	3.17	1.0E-84	AA984379.1	EST_HUMAN	am85b11.s1 Strategene schizo brain S11 Homo sapiens cDNA clone IMAGE:1628885 3'
2048	14781	27508	1.92	1.0E-84	BE392137.1	EST_HUMAN	601308006F1 NIH_MGC_44 Homo sapiens cDNA clone IMAGE:3628257 5'
2220	14948	27688	1.13	1.0E-84	11427197	NT	Homo sapiens pericentricular material 1 (PCM1), mRNA
3733	16488	29123	2.46	1.0E-84	AA720851.1	EST_HUMAN	nwt12e06.s1 NCI_CGAP_SST1 Homo sapiens cDNA clone IMAGE:1239108 3'
4383	17120	29752	5.01	1.0E-84	AJ229041.1	NT	Homo sapiens 959 kb contig between AM1.1 and CBR1 on chromosome 21q22; segment 1/3
4651	17385	30017	3.53	1.0E-84	ALD4314.2	EST_HUMAN	DKFZp434N0323_r1 434 (synonym: htes3) Homo sapiens cDNA clone DKFZp434N0323 5'
4651	17385	30018	3.53	1.0E-84	ALD4314.2	EST_HUMAN	DKFZp434N0323_r1 434 (synonym: htes3) Homo sapiens cDNA clone DKFZp434N0323 5'
4855	17120	29752	2.67	1.0E-84	AJ229041.1	NT	Homo sapiens 959 kb contig between AM1.1 and CBR1 on chromosome 21q22; segment 1/3
5153	17870	30483	1.15	1.0E-84	7656998	NT	Homo sapiens catenin (cadherin-associated protein), alpha 2 (CTNNA2), mRNA
6630	18619	31551	0.98	1.0E-84	11434422	NT	Homo sapiens spectre-type POZ protein (SPOP), mRNA

Page 388 of 536  
Table 4

Single Exon Probes Expressed in Brain

Probe SEQ ID NO:	Exon SEQ ID NO:	ORF SEQ ID NO:	Expression Signal	Most Similar (Top) Hit BLAST E Value	Top Hit Accession No.	Top Hit Database Source	Top Hit Descriptor
6097	18875	31844	1.41	1.0E-84	S73482.1	NT	uterine water channel=28 kda erythrocyte integral membrane protein homolog [human, uterus, miRNA, 1340 nt]
6781	19525	32552	1.66	1.0E-84	AL049784.1	NT	Novel human gene mapping to chromosome 13
6781	19525	32553	1.66	1.0E-84	AL049784.1	NT	Novel human gene mapping to chromosome 13
7007	19699	32753	2.32	1.0E-84	AL049784.1	NT	Novel human gene mapping to chromosome 13
7369	20049	33130	1.26	1.0E-84	8393994	NT	Homo sapiens polymerase (DNA directed), alpha (POLA), mRNA
7501	20137	33229	2.42	1.0E-84	11430846	NT	Homo sapiens NGF1-A binding protein 1 (ERG1 binding protein 1) (NAB1), mRNA
9435	22113		3.05	1.0E-84	5031984	NT	Homo sapiens nuclear transport factor 2 (placental protein 15) (PP15) mRNA
9670	22322	35519	0.53	1.0E-84	AF224511.1	NT	Homo sapiens Ca2+-binding protein CABP3 (CABP3) gene, exon 6 and partial cds
9690	17900	30588	3.05	1.0E-84	4507848	NT	Homo sapiens ubiquitin specific protease 13 (isopeptidase T-3) (USP13) mRNA
9690	17900	30589	3.05	1.0E-84	4507848	NT	Homo sapiens ubiquitin specific protease 13 (isopeptidase T-3) (USP13) mRNA
10498	23142	36368	1.08	1.0E-84	11437356	NT	Homo sapiens glutamate receptor, ionotropic, AMPA 4 (GRIA4), mRNA
12046	24596		2.34	1.0E-84	11417812	NT	Homo sapiens purinergic receptor P2X-like 1, orphan receptor (P2RXL1), mRNA
12161	24638	31096	3.2	1.0E-84	11418185	NT	Homo sapiens aconitase 2, mitochondrial (ACO2), mRNA
948	13712		1.06	9.0E-85	AL163209.2	NT	Homo sapiens chromosome 21 segment HS21C009
1051	13810	26469	2.39	9.0E-85	U51432.1	NT	Homo sapiens nuclear protein Skip mRNA, complete cds
1051	13810	26470	2.39	9.0E-85	U51432.1	NT	Homo sapiens nuclear protein Skip mRNA, complete cds
1360	14108	29783	0.95	9.0E-85	4768669	NT	Homo sapiens leupaxin (LDPL), mRNA
1572	14319	27004	1.23	9.0E-85	M33282.1	NT	Human plasminogen gene, exon 7
1572	14319	27005	1.23	9.0E-85	M33282.1	NT	Human plasminogen gene, exon 7
1670	14415	27108	3.6	9.0E-85	7657020	NT	Homo sapiens DKFZp434P211 protein (DKFZP434P211), mRNA
4225	16966	26591	0.96	9.0E-85	AL163280.2	NT	Homo sapiens chromosome 21 segment HS21C080
4824	17555	30177	0.96	9.0E-85	5901979	NT	Homo sapiens heat shock transcription factor 2 binding protein (HSF2BP), mRNA
4858	17585	30208	1.12	9.0E-85	AL163286.2	NT	Homo sapiens chromosome 21 segment HS21C088
1114	13871	26530	1.45	7.0E-85	LD5094.1	NT	Homo sapiens ribosomal protein L27 mRNA, complete cds
11642	24239		4.32	7.0E-85	AF113210.1	NT	Homo sapiens MSTP030 mRNA, complete cds
11392	23998	37300	3.35	6.0E-85	11435573	NT	Homo sapiens DEAD/H (Asp-Glu-Ala-Asp/His) box polypeptide 10 (RNA helicase) (DDX10), mRNA
11392	23998	37301	3.35	6.0E-85	11435573	NT	Homo sapiens DEAD/H (Asp-Glu-Ala-Asp/His) box polypeptide 10 (RNA helicase) (DDX10), mRNA
11766	24357	37690	1.29	6.0E-85	AA403053.1	EST_HUMAN	z62801.1 Soares_testis_NHT Homo sapiens cDNA clone IMAGE:726889 5' similar to TR:G1335769 G1335769 GAG-POL POLYPROTEIN.;
2332	15056	27792	1.49	5.0E-85	AL163284.2	NT	Homo sapiens chromosome 21 segment HS21C084

Table 4

Single Exon Probes Expressed in Brain

Probe SEQ ID NO:	Exon SEQ ID NO:	ORF SEQ ID NO:	Expression Signal	Most Similar (Top) Hit BLAST E Value	Top Hit Accession No.	Top Hit Database Source	Top Hit Descriptor
4389	17136		0.8	5.0E-85	AF211189.1	NT	Homo sapiens T-type calcium channel alpha1 subunit Alpha1-a isoform (CACNA1) mRNA, complete cds
5364	18166	30851	1.4	5.0E-85	BF035674.1	EST_HUMAN	601458646F1 NIH_MGC_68 Homo sapiens cDNA clone IMAGE:3862402 5'
5364	18166	30852	1.4	5.0E-85	BF035674.1	EST_HUMAN	601458646F1 NIH_MGC_68 Homo sapiens cDNA clone IMAGE:3862402 5'
11063	23733	37005	2	5.0E-85	AF224669.1	NT	Homo sapiens mannosidase, beta A, lysosomal (MANBA) gene, and ubiquitin-conjugating enzyme E2D 3 (UBE2D3) genes, complete cds
12743	17136		5.28	5.0E-85	AF211189.1	NT	Homo sapiens T-type calcium channel alpha1 subunit Alpha1-a isoform (CACNA1) mRNA, complete cds
6056	18836	31797	1.51	4.0E-85	BF677910.1	EST_HUMAN	602084730F1 NIH_MGC_83 Homo sapiens cDNA clone IMAGE:4249087 5'
6056	18836	31798	1.51	4.0E-85	BF677910.1	EST_HUMAN	602084730F1 NIH_MGC_83 Homo sapiens cDNA clone IMAGE:4249087 5'
10472	23118		1.3	4.0E-85	BE079263.1	EST_HUMAN	RC1-BT0623-120200-011-c07 BT0623 Homo sapiens cDNA
1276	14026	26694	2.88	3.0E-85	AF096157.1	NT	Homo sapiens protein phosphatase 2A BR gamma subunit gene, exon 6
1773	14515	27215	3.61	3.0E-85	T87495.1	EST_HUMAN	ye53g09.r1 Soares fetal liver spleen 1NLS Homo sapiens cDNA clone IMAGE:121504 5'
4280	17019	28646	6.63	3.0E-85	BE287189.1	EST_HUMAN	601189704F2 NIH_MGC_7 Homo sapiens cDNA clone IMAGE:3533616 5'
4841	17571	30194	1.45	3.0E-85	11024695	NT	Homo sapiens F-box only protein 24 (FBXO24), mRNA
4841	17571	30195	1.45	3.0E-85	11024695	NT	Homo sapiens F-box only protein 24 (FBXO24), mRNA
5316	18120	30777	1.07	3.0E-85	11436001	NT	Homo sapiens lacrima proline rich protein (LPRP), mRNA
5994	18775	31737	0.63	3.0E-85	11422024	NT	Homo sapiens met proto-oncogene (hepatocyte growth factor receptor) (MET), mRNA
6043	18823	31783	5.71	3.0E-85	7692309	NT	Homo sapiens KIAA0793 gene product (KIAA0793), mRNA
6043	18823	31784	6.71	3.0E-85	7692309	NT	Homo sapiens KIAA0793 gene product (KIAA0793), mRNA
6853	18553		7.79	3.0E-85	AJ404468.1	NT	Homo sapiens mRNA for dynein heavy chain (DNAH9 gene)
7295	19978	33055	0.91	3.0E-85	11416870	NT	Homo sapiens GTPase regulator associated with the focal adhesion kinase pp125(FAK); KIAA0621 protein (KIAA0621), mRNA
7771	20487	33591	1.89	3.0E-85	U44953.1	NT	Homo sapiens DENN mRNA, complete cds
8406	21089	34235	0.74	3.0E-85	11525829	NT	Homo sapiens CGI-81 protein (LOC51108), mRNA
8877	21568	34712	3.8	3.0E-85	11430899	NT	Homo sapiens phospholipase C, epsilon (PLCE), mRNA
9206	22085	35257	0.96	3.0E-85	11421422	NT	Homo sapiens small nuclear ribonucleoprotein polypeptide B" (SNRPB2), mRNA
9206	22085	35258	0.96	3.0E-85	11421422	NT	Homo sapiens small nuclear ribonucleoprotein polypeptide B" (SNRPB2), mRNA
10381	23027	36242	0.66	3.0E-86	AF098642.1	NT	Homo sapiens phospholipid scramblase mRNA, complete cds
10730	23418	36659	1.88	3.0E-85	BE150392.1	EST_HUMAN	RC1-HT0268-031289-012-f09 HT0268 Homo sapiens cDNA
11480	24091	37403	2.25	3.0E-85	5031660	NT	Homo sapiens EGF-like repeats and discoidin-like domains 3 (EDIL3), mRNA
11824	24408	37742	1.79	3.0E-85	AB029030.1	NT	Homo sapiens mRNA for KIAA1107 protein, partial cds
11824	24408	37743	1.79	3.0E-85	AB029030.1	NT	Homo sapiens mRNA for KIAA1107 protein, partial cds
12640	24937		1.88	3.0E-85	11418177	NT	Homo sapiens Ran GTPase activating protein 1 (RANGAP1), mRNA

Page 390 of 536  
Table 4  
Single Exon Probes Expressed in Brain

Probe SEQ ID NO:	Exon SEQ ID NO:	ORF SEQ ID NO:	Expression Signal	Most Similar (Top) Hit BLAST E Value	Top Hit Accession No.	Top Hit Database Source	Top Hit Descriptor
1017	13777	26438	2.34	2.0E-85	AF248540.1	NT	Homo sapiens Intersectin 2 (SH3D1B) mRNA, complete cds
1363	14130	26803	0.97	2.0E-85	7706205	NT	Homo sapiens CGI-201 protein (LOC51340), mRNA
1369	14146	26824	8.28	2.0E-85	5174775	NT	Homo sapiens apolipoprotein C-II (APOC2) mRNA
1369	14146	26825	8.28	2.0E-85	5174775	NT	Homo sapiens apolipoprotein C-II (APOC2) mRNA
2225	14954	27692	1.53	2.0E-85	U10525.1	NT	Human DNA polymerase beta gene, exons 12 and 13
2826	14063		5.28	2.0E-85	7657468	NT	Homo sapiens similar to rat integral membrane glycoprotein POM121 (POM121L1), mRNA
3022	16788	28435	1.18	2.0E-85	M30938.1	NT	Human Ku (p70/p80) subunit mRNA, complete cds
4300	17039	29666	4.51	2.0E-85	4505880	NT	Homo sapiens plasminogen (PLG) mRNA
4527	17262	29896	1.22	2.0E-85	4826977	NT	Homo sapiens reelin (RELN) mRNA
4854	17684	30207	0.97	2.0E-85	AL163284.2	NT	Homo sapiens chromosome 21 segment HS21C084
8173	21843	35009	3.18	2.0E-85	A1760820.1	EST_HUMAN	wf67h08.x1 NCL_CGAP_K1412 Homo sapiens cDNA clone IMAGE:2398431 3' similar to contains element MSR1 repetitive element1
9549	22202	35385	1.08	2.0E-85	A1914459.1	EST_HUMAN	wd49403.x1 Soares_NFL_T_GBC_S1 Homo sapiens cDNA clone IMAGE:2331461 3'
10162	22810	36029	1.32	2.0E-85	A1886384.1	EST_HUMAN	wm64d12.x1 NCL_CGAP_U12 Homo sapiens cDNA clone IMAGE:2443607 3'
2285	15010		2.86	1.0E-85	BE794306.1	EST_HUMAN	601591416F1 NIH_MGC_7 Homo sapiens cDNA clone IMAGE:3945818 5'
2392	15113	27850	8.42	1.0E-85	BE618392.1	EST_HUMAN	601462817F1 NIH_MGC_67 Homo sapiens cDNA clone IMAGE:3866021 5'
2392	16113	27851	8.42	1.0E-85	BE618392.1	EST_HUMAN	601462817F1 NIH_MGC_67 Homo sapiens cDNA clone IMAGE:3866021 5'
9681	22333	35528	4.38	1.0E-85	BE257817.1	EST_HUMAN	601109738F1 NIH_MGC_19 Homo sapiens cDNA clone IMAGE:3350553 5'
10842	23524	36766	2.77	1.0E-85	AA778785.1	EST_HUMAN	z145f03.s1 Soares_fetal_liver_spleen_1NFLS_S1 Homo sapiens cDNA clone IMAGE:453245 3'
10842	23524	36767	2.77	1.0E-85	AA778785.1	EST_HUMAN	z145f03.s1 Soares_fetal_liver_spleen_1NFLS_S1 Homo sapiens cDNA clone IMAGE:453245 3'
10919	23599	36847	1.73	1.0E-85	BF311552.1	EST_HUMAN	601897003F1 NIH_MGC_19 Homo sapiens cDNA clone IMAGE:4126440 5'
10919	23599	36848	1.73	1.0E-85	BF311552.1	EST_HUMAN	601897003F1 NIH_MGC_19 Homo sapiens cDNA clone IMAGE:4126440 5'
10997	23670	36927	1.28	1.0E-85	Y00052.1	NT	Human mRNA for T-cell cyclophilin
11773	24304	37698	2.41	1.0E-85	A1198420.1	EST_HUMAN	q159a07.x1 NCL_CGAP_Bm25 Homo sapiens cDNA clone IMAGE:1860468 3'
12050	24722	31053	4.4	1.0E-85	11417862	NT	Homo sapiens calcineurin binding protein 1 (KIAA0330), mRNA
12296	24722	31053	4.74	1.0E-85	11417862	NT	Homo sapiens calcineurin binding protein 1 (KIAA0330), mRNA
1409	24156		11.19	9.0E-86	BE274217.1	EST_HUMAN	601120778F1 NIH_MGC_20 Homo sapiens cDNA clone IMAGE:2867690 5'
11693	24293	37618	1.57	8.0E-86	4503224	NT	Homo sapiens cytochrome P450, subfamily IIF, polypeptide 1 (CYP2F1) mRNA
916	13683	26345	2.34	7.0E-86	AA860801.1	EST_HUMAN	q189f08.s1 Soares_parathyroid_tumor_NbHHPA Homo sapiens cDNA clone IMAGE:1403559 3'
916	13683	26346	2.34	7.0E-86	AA860801.1	EST_HUMAN	q189f08.s1 Soares_parathyroid_tumor_NbHHPA Homo sapiens cDNA clone IMAGE:1403559 3'
6103	18881	31848	1.02	7.0E-86	9956886	NT	Homo sapiens tumor endothelial marker 7 precursor (TEM7), mRNA
6103	18881	31849	1.02	7.0E-86	9956886	NT	Homo sapiens tumor endothelial marker 7 precursor (TEM7), mRNA
6880	17956	30553	6.65	7.0E-86	11421737	NT	Homo sapiens Tax1 (human T-cell leukemia virus type I) binding protein 1 (TAX1BP1), mRNA
8843	21335	34479	3.06	7.0E-86	L38557.1	NT	Homo sapiens galactosebrosidase (GALC) gene, exon 15

Page 391 of 536  
Table 4

Single Exon Probes Expressed in Brain

Probe SEQ ID NO:	Exon SEQ ID NO:	ORF SEQ ID NO:	Expression Signal	Most Similar (Top) Hit BLAST E Value	Top Hit Accession No.	Top Hit Database Source	Top Hit Descriptor
9699	22262		1.39	7.0E-86	5453997	NT	Homo sapiens RAN binding protein 7 (RANBP7), mRNA
9658	22310	35508	2.27	7.0E-86	11526307	NT	Homo sapiens DiGeorge syndrome critical region gene 6 (DGCR6), mRNA
10882	23562	36809	1.72	7.0E-86	11417012	NT	Homo sapiens similar to transcription factor CA150 (H. sapiens) (LOC63170), mRNA
10882	23562	36810	1.72	7.0E-86	11417012	NT	Homo sapiens similar to transcription factor CA160 (H. sapiens) (LOC63170), mRNA
1271	14020	26686	2.88	6.0E-86	4505492	NT	Homo sapiens oxoglutarate dehydrogenase (liponamide) (OGDH), mRNA
5105	17823	30440	2.64	6.0E-86	Y19139.1	NT	Homo sapiens entorpeptidase gene, exons 20 and 21
5107	17825	30442	1.07	6.0E-86	6005833	NT	Homo sapiens 24 kDa intrinsic membrane protein (PMP24), mRNA
206	13018	26660	4.98	4.0E-86	BE547173.1	EST_HUMAN	601072594F1 NIH_MGC_12 Homo sapiens cDNA clone IMAGE:3458830 5'
5944	18728	31684	12.1	4.0E-86	BE295843.1	EST_HUMAN	601176863F1 NIH_MGC_17 Homo sapiens cDNA clone IMAGE:3531953 5'
11205	13018	25660	2.18	4.0E-86	BE547173.1	EST_HUMAN	601072594F1 NIH_MGC_12 Homo sapiens cDNA clone IMAGE:3458830 5'
5509	18307	31208	6.87	3.0E-86	AW340946.1	EST_HUMAN	xz2h12.x1 NCL_CGAP_Lu24 Homo sapiens cDNA clone IMAGE:2871719 3'
8160	20854	33985	1.05	3.0E-86	AV722329.1	EST_HUMAN	AV722329 HTB Homo sapiens cDNA clone HTBBS04.5'
10120	22768	35980	3.37	3.0E-86	BE986479.1	EST_HUMAN	601503696F1 NIH_MGC_71 Homo sapiens cDNA clone IMAGE:3911903 5'
10120	22768	36981	3.37	3.0E-86	BE986479.1	EST_HUMAN	601503696F1 NIH_MGC_71 Homo sapiens cDNA clone IMAGE:3911903 5'
11413	23180	36408	5.14	3.0E-86	AI659240.1	EST_HUMAN	tu18b02.x1 NCL_CGAP_P128 Homo sapiens cDNA clone IMAGE:2251371 3'
11708	24303	37628	1.6	3.0E-86	11037056	NT	Homo sapiens myosin X (MYO10), mRNA
260	13068	26706	2.02	2.0E-86	AA306264.1	EST_HUMAN	EST177232 Jurkat T-cells v1 Homo sapiens cDNA 5' end
405	13190		2.59	2.0E-86	AL163203.2	NT	Homo sapiens chromosome 21 segment HS21C003
1188	13922	26584	3.21	2.0E-86	N56977.1	EST_HUMAN	yz19a08.r1 Soares multiple sclerosis 2/NBHMSP Homo sapiens cDNA clone IMAGE:283478 5'
1478	14225	26910	1.93	2.0E-86	4758827	NT	Homo sapiens neuroxin III (NRXN3) mRNA
1478	14225	26911	1.93	2.0E-86	4758827	NT	Homo sapiens neuroxin III (NRXN3) mRNA
2188	14917	27651	5.09	2.0E-86	8635487	NT	Human endogenous retrovirus, complete genome
2266	14992	27732	1.55	2.0E-86	AB033103.1	NT	Homo sapiens mRNA for KIAA1277 protein, partial cds
3410	16168	28817	1.3	2.0E-86	AW966142.1	EST_HUMAN	EST378215 IMAGE resequences, MAGI Homo sapiens cDNA
3729	16481	29118	3.64	2.0E-86	AF156776.1	NT	Homo sapiens lysophosphatidic acid acyltransferase-delta (LPAAT-delta) mRNA, complete cds
3729	16481	29119	3.64	2.0E-86	AF156776.1	NT	Homo sapiens lysophosphatidic acid acyltransferase-delta (LPAAT-delta) mRNA, complete cds
4019	16765	30106	2.84	2.0E-86	AW515742.1	EST_HUMAN	hd87g09.x1 NCL_CGAP_GC6 Homo sapiens cDNA clone IMAGE:2916542 3'
4737	17469	31501	3.26	2.0E-86	AF058490.1	NT	Homo sapiens cAMP-specific phosphodiesterase 8A (PDE8A) mRNA, partial cds
5782	18573	31501	1.52	2.0E-86	Z16411.1	NT	H. sapiens mRNA encoding phospholipase c
5782	18573	31502	1.62	2.0E-86	Z16411.1	NT	H. sapiens mRNA encoding phospholipase c
							Homo sapiens similar to ectonucleotide pyrophosphatase/phosphodiesterase 3 (H. sapiens) (LOC63214), mRNA
6974	25098	32476	0.69	2.0E-86	11419429	NT	
7908	20603	33733	0.69	2.0E-86	U84744.1	NT	Human Chediak-Higashi syndrome protein short isoform (LYST) mRNA, complete cds
8414	21107		0.47	2.0E-86	AL163227.2	NT	Homo sapiens chromosome 21 segment HS21C002

Table 4  
Single Exon Probes Expressed in Brain

Probe SEQ ID NO:	Exon SEQ ID NO:	ORF SEQ ID NO:	Expression Signal	Most Similar (Top) Hit BLAST E Value	Top Hit Accession No.	Top Hit Database Source	Top Hit Descriptor
8472	21164	34307	2.31	2.0E-86	11437135	NT	Homo sapiens butyrobetaine (gamma), 2-oxoglutarate dioxygenase (gamma-butyrobetaine hydroxylase) (BBOX), mRNA
8472	21164	34308	2.31	2.0E-86	11437135	NT	Homo sapiens butyrobetaine (gamma), 2-oxoglutarate dioxygenase (gamma-butyrobetaine hydroxylase) (BBOX), mRNA
8801	21493	34640	0.85	2.0E-86	10863876	NT	Homo sapiens phospholipid scramblase 1 (PLSCR1), mRNA
9218	21897	35067	1.95	2.0E-86	11422084	NT	Homo sapiens chromosome segregation 1 (yeast homolog)-like (CSE1L), mRNA
10345	22892	38210	2.91	2.0E-86	11545848	NT	Homo sapiens basic-helix-loop-helix-PAS protein (NPAS3), mRNA
10345	22992	38211	2.91	2.0E-86	11545848	NT	Homo sapiens basic-helix-loop-helix-PAS protein (NPAS3), mRNA
10400	23046	36262	1.15	2.0E-86	AB037832.1	NT	Homo sapiens mRNA for KIAA1411 protein, partial cds
10820	23503	36742	2.64	2.0E-86	4769051	NT	Homo sapiens ribosomal protein S6 kinase, 90kD, polypeptide 5 (RPS6KA5) mRNA
12458	24827	31027	3.07	2.0E-86	11418189	NT	Homo sapiens thyroid autoantigen 70kD (Ku antigen) (G22P1), mRNA
12621	24926		4.26	2.0E-86	AB011399.1	NT	Homo sapiens gene for AF-6, complete cds
1592	14938	27027	2.28	1.0E-86	4826865	NT	Homo sapiens NADH dehydrogenase (ubiquinone) Fe-S protein 1 (78kD) (NADH-coenzyme Q reductase) (NDUFS1) mRNA
3160	15923	28569	1.5	1.0E-86	5453649	NT	Homo sapiens fibulin 5 (FBLN5) mRNA
3229	15992	28645	2.7	1.0E-86	L20492.1	NT	Human gamma-glutamyl transpeptidase mRNA, complete cds
3290	16051	28699	1.32	1.0E-86	AL163209.2	NT	Homo sapiens chromosome 21 segment HS21C009
3290	16051	28700	1.32	1.0E-86	AL163209.2	NT	Homo sapiens chromosome 21 segment HS21C009
3926	16676	29318	0.88	1.0E-86	7706161	NT	Homo sapiens hypothetical protein (LOC51318), mRNA
3926	16678	29319	0.88	1.0E-86	7706161	NT	Homo sapiens hypothetical protein (LOC51318), mRNA
4233	16974	29599	5.2	1.0E-86	AL163300.2	NT	Homo sapiens chromosome 21 segment HS21C100
4578	17313	29941	1.23	1.0E-86	4507334	NT	Homo sapiens synaptotagmin 1 (SYNJ1), mRNA
5465	18264	31155	2	1.0E-86	AL163284.2	NT	Homo sapiens chromosome 21 segment HS21C084
11606	18284	31155	1.37	1.0E-86	AL163284.2	NT	Homo sapiens chromosome 21 segment HS21C084
6272	18078		1.81	9.0E-87	AI160703.1	EST_HUMAN	q17c09.x1 Soares fetal heart_NbHH19W Homo sapiens cDNA clone IMAGE:3322779 3
7348	20029	33105	1.7	9.0E-87	4757721	NT	SW:K1CJ_MOUSE P02636 KERATIN, TYPE I CYTOSKELETAL 10 ;
7348	20029	33106	1.7	9.0E-87	4757721	NT	Homo sapiens a disintegrin and metalloproteinase domain 22 (ADAM22), mRNA
487	13252	25893	15.93	8.0E-87	X62245.1	NT	Homo sapiens a disintegrin and metalloproteinase domain 22 (ADAM22), mRNA
2294	15019	27755	1.79	7.0E-87	BF083211.1	EST_HUMAN	O. cuniculus mRNA for elongation factor 1 alpha
2294	15019	27756	1.79	7.0E-87	BF083211.1	EST_HUMAN	7185702.x1 NCL_CGAP_Co18 Homo sapiens cDNA clone IMAGE:3322779 3
6307	16079	32064	0.57	7.0E-87	AF890336.1	EST_HUMAN	7185702.x1 NCL_CGAP_Co18 Homo sapiens cDNA clone IMAGE:3322779 3
8089	20783	33913	3.4	7.0E-87	BF352776.1	EST_HUMAN	MRO-NT0039-020500-004-411 NT0039 Homo sapiens cDNA
9354	20425	33544	1.15	7.0E-87	BE172861.1	EST_HUMAN	IL3-HT0619-080700-198-D10 HT0619 Homo sapiens cDNA
							IL5-HT0702-180600-103-d06 HT0702 Homo sapiens cDNA

Page 393 of 536  
Table 4  
Single Exon Probes Expressed in Brain

Probe SEQ ID NO:	Exon SEQ ID NO:	ORF SEQ ID NO:	Expression Signal	Most Similar (Top) Hit BLAST E Value	Top Hit Accession No.	Top Hit Database Source	Top Hit Descriptor
8971	22619	35822	3.85	7.0E-87	AL043314.2	EST_HUMAN	DKFZp434N0323_1 434 (synonym: htss3) Homo sapiens cDNA clone DKFZp434N0323 5'
9971	22619	35823	3.85	7.0E-87	AL043314.2	EST_HUMAN	DKFZp434N0323_1 434 (synonym: htss3) Homo sapiens cDNA clone DKFZp434N0323 5'
10368	25129	36724	0.61	7.0E-87	AI081585.1	EST_HUMAN	ox59n01.s1 Soares_NhiHMPu_S1 Homo sapiens cDNA clone IMAGE:1660657 3'
10806	23489	36725	6.65	7.0E-87	K03002.1	NT	Human mRNA from chromosome 15 gene with homology to MHC-HLA-SB-1 intron A
10808	23489	36725	6.65	7.0E-87	K03002.1	NT	Human mRNA from chromosome 15 gene with homology to MHC-HLA-SB-1 intron A
3517	18273	28927	0.99	6.0E-87	7657213	NT	Homo sapiens hormonally upregulated neu tumor-associated kinase (HUNK), mRNA
5128	17646	30463	0.69	6.0E-87	7657213	NT	Homo sapiens hormonally upregulated neu tumor-associated kinase (HUNK), mRNA
6327	19097	32085	2.02	6.0E-87	AB029004.1	NT	Homo sapiens mRNA for KIAA1081 protein, partial cds
10625	23318		4.13	6.0E-87	11432444	NT	Homo sapiens similar to SET translocation (myeloid leukemia-associated) (H. sapiens) (LOC83102), mRNA
1135	13891	26551	1.42	5.0E-87	AA382811.1	EST_HUMAN	EST96094 Testis   Homo sapiens cDNA 5' end
12297	13891	26551	1.56	5.0E-87	AA382811.1	EST_HUMAN	EST96094 Testis   Homo sapiens cDNA 5' end
945	13711	26376	1.51	4.0E-87	AL163210.2	NT	Homo sapiens chromosome 21 segment HS21C010
1149	13904	26566	13.58	4.0E-87	AB037835.1	NT	Homo sapiens mRNA for KIAA1414 protein, partial cds
2024	14759	27488	1.53	4.0E-87	AB007925.1	NT	Homo sapiens mRNA for KIAA0456 protein, partial cds
2421	15142	27874	1.03	4.0E-87	7706299	NT	Homo sapiens CGI-60 protein (LOC51626), mRNA
2421	15142	27875	1.03	4.0E-87	7706299	NT	Homo sapiens CGI-60 protein (LOC51626), mRNA
3457	16213	28866	1.8	4.0E-87	5174574	NT	Homo sapiens myeloid/lymphoid or mixed-lineage leukemia (trithorax (Drosophila) homolog), translocated to, 4 (MLLT4) mRNA
5360	18162	30848	2.77	4.0E-87	O00321	SWISSPROT	ETS-RELATED PROTEIN 71 (ETS TRANSLOCATION VARIANT 2)
5954	18736	31695	4.53	4.0E-87	BE247284.1	EST_HUMAN	TCBAP1E4051 Pediatric pre-B cell acute lymphoblastic leukemia Baylor-HGSC project=TCBA Homo sapiens cDNA clone TCBAP4051
7670	20334	33445	0.72	4.0E-87	L48524.1	NT	Homo sapiens tuberin (TSC2) gene, exon 10
11118	23788	37065	3.44	4.0E-87	IM60876.1	NT	Human von Willebrand factor pseudogene corresponding to exons 23 through 34
12396	25266	30721	1.5	4.0E-87	11417862	NT	Homo sapiens calcineurin binding protein 1 (KIAA0330), mRNA
12396	25266	30722	1.5	4.0E-87	11417862	NT	Homo sapiens calcineurin binding protein 1 (KIAA0330), mRNA
12541	24881	28223	2.25	4.0E-87	11417812	NT	Homo sapiens purine/guanine receptor P2X-like 1, orphan receptor (P2RXL1), mRNA
2779	15484	28223	2.77	4.0E-87	4885420	NT	Homo sapiens high-mobility group (nonhistone chromosomal) protein 4 (HMG4) mRNA
3764	15516	29154	0.83	2.0E-87	AU116935	EST_HUMAN	AU116935 HEMBA1 Homo sapiens cDNA clone HEMBA1000307 5'
4857	17586	30209	1.26	2.0E-87	BF376311.1	EST_HUMAN	OMD-TN0038-150900-562-h08 TN0038 Homo sapiens cDNA
4907	17634	30249	1.47	2.0E-87	BE175478.1	EST_HUMAN	RCS-HT0580-200300-031-G04 HT0580 Homo sapiens cDNA
5576	18372	31284	10.34	2.0E-87	BE734180.1	EST_HUMAN	601568041F1 NIH_MGC_21 Homo sapiens cDNA clone IMAGE:3843730 5'
5575	18372	31285	10.34	2.0E-87	BE734180.1	EST_HUMAN	601568041F1 NIH_MGC_21 Homo sapiens cDNA clone IMAGE:3843730 5'
6294	19008		9.81	2.0E-87	BE567193.1	EST_HUMAN	601341383F1 NIH_MGC_53 Homo sapiens cDNA clone IMAGE:3683348 5'

Table 4

Single Exon Probes Expressed in Brain

Probe SEQ ID NO:	Exon SEQ ID NO:	ORF SEQ ID NO:	Expression Signal	Most Similar (Top) Hit BLAST E Value	Top Hit Accession No.	Top Hit Database Source	Top Hit Descriptor
6599	19362	32376	0.69	2.0E-87	N48128.1	EST_HUMAN	w21607.t1 Soares fetal liver spleen 1NFLS Homo sapiens cDNA clone IMAGE:243396 5'
6683	19600	32638	0.81	2.0E-87	AV654143.1	EST_HUMAN	AV654143 GLC Homo sapiens cDNA clone GLCDSG04 3'
7073	19784	32828	1.58	2.0E-87	BE294432.1	EST_HUMAN	601176032F1 NIH_MGC_17 Homo sapiens cDNA clone IMAGE:3531511 5'
7126	19814	32882	0.64	2.0E-87	11433046	NT	Homo sapiens hect domain and RLD 2 (HERC2), mRNA
7363	20034	33112	39.61	2.0E-87	N48128.1	EST_HUMAN	w21607.t1 Soares fetal liver spleen 1NFLS Homo sapiens cDNA clone IMAGE:243396 5'
7587	20255	33362	35.45	2.0E-87	N48128.1	EST_HUMAN	y21607.t1 Soares fetal liver spleen 1NFLS Homo sapiens cDNA clone IMAGE:243396 5'
8294	20988	34127	17.42	2.0E-87	X52851.1	NT	Human cyclophilin gene for cyclophilin (EC 5.2.1.8)
8685	22337		5.72	2.0E-87	BE531136.1	EST_HUMAN	601278315F1 NIH_MGC_39 Homo sapiens cDNA clone IMAGE:3610539 5'
1159	15521		2.08	1.0E-87	7705683	NT	Homo sapiens putative glycolipid transfer protein (LOC51054), mRNA
1411	14158	26840	1.1	1.0E-87	AW361977.1	EST_HUMAN	PM2-CT0265-141089-001-g04 CT0265 Homo sapiens cDNA
1411	14158	26841	1.1	1.0E-87	AW361977.1	EST_HUMAN	PM2-CT0265-141089-001-g04 CT0265 Homo sapiens cDNA
3897	19451	29090	6.23	1.0E-87	Y00052.1	NT	Human mRNA for T-cell cyclophilin
3717	19470	29108	2.43	1.0E-87	4759827	NT	Homo sapiens neuroxin III (NFXN3), mRNA
5096	17814	30431	0.69	1.0E-87	AF114487.1	NT	Homo sapiens intersectin long isoform (ITSN), complete cds
5096	17814	30432	0.69	1.0E-87	AF114487.1	NT	Homo sapiens intersectin long isoform (ITSN), complete cds
5149	12933	25570	1.04	1.0E-87	A1004091.1	EST_HUMAN	af50404.s1 Soares_testis_NHT Homo sapiens cDNA clone IMAGE:1620189 3'
6132	18910	31878	1.91	1.0E-87	AF073371.1	NT	Homo sapiens growth factor receptor-bound protein 10 (GRB10) gene, exon 8
6132	18910	31879	1.91	1.0E-87	AF073371.1	NT	Homo sapiens growth factor receptor-bound protein 10 (GRB10) gene, exon 8
7077	19768	32832	0.62	1.0E-87	AF039517.1	NT	Homo sapiens corticotropin-releasing factor type 1 receptor gene, exon 8
7077	19768	32833	0.62	1.0E-87	AF039517.1	NT	Homo sapiens corticotropin-releasing factor type 1 receptor gene, exon 8
7083	19773	32838	1.18	1.0E-87	4508786	NT	Homo sapiens IQ motif containing GTPase activating protein 1 (IQGAP1) mRNA
7298	19881	33057	1.23	1.0E-87	11431590	NT	Homo sapiens protein kinase C, beta 1 (PRKCB1), mRNA
8016	20710	33840	12.93	1.0E-87	AF214562.1	NT	Homo sapiens tracheal epithelium enriched protein (PLUNC) gene, complete cds
8807	21499	34844	0.97	1.0E-87	AB022918.1	NT	Homo sapiens mRNA for alpha2,3-sialyltransferase ST3Gal VI, complete cds
8807	21499	34845	0.97	1.0E-87	AB022918.1	NT	Homo sapiens mRNA for alpha2,3-sialyltransferase ST3Gal VI, complete cds
9533	22186	35371	2.85	1.0E-87	BE818183.1	EST_HUMAN	RC8-BN0276-050700-012-E02 BN0276 Homo sapiens cDNA
9533	22186	35372	2.85	1.0E-87	BE818183.1	EST_HUMAN	RC8-BN0276-050700-012-E02 BN0276 Homo sapiens cDNA
10272	22920	36131	0.67	1.0E-87	M34425.1	NT	Human L-plastin mRNA, 5' end
10633	23325	36562	1.55	1.0E-87	6729867	NT	Homo sapiens hect domain and RLD 2 (HERC2), mRNA
10921	23601		1.92	1.0E-87	D10083.1	NT	Homo sapiens RGH1 gene, retrovirus-like element
10865	23641	36893	1.68	1.0E-87	5031660	NT	Homo sapiens EGF-like repeats and discoidin I-like domains 3 (EDIL3), mRNA
10965	23641	36894	1.68	1.0E-87	5031660	NT	Homo sapiens EGF-like repeats and discoidin I-like domains 3 (EDIL3), mRNA
12393	25404		3.54	1.0E-87	7657632	NT	Homo sapiens sulfotransferase-related protein (SULTX3), mRNA
12809	25240		3.94	1.0E-87	7657632	NT	Homo sapiens sulfotransferase-related protein (SULTX3), mRNA



Single Exon Probes Expressed in Brain

Probe SEQ ID NO:	Exon SEQ ID NO:	ORF SEQ ID NO:	Expression Signal	Most Similar (Top) Hit BLAST E Value	Top Hit Accession No.	Top Hit Database Source	Top Hit Descriptor
1084	13842	26500	10.24	9.0E-88	AF167485.1	NT	Homo sapiens double stranded RNA activated protein kinase (PKR) gene, exon 12
1327	14076	26750	2.76	9.0E-88	AB037820.1	NT	Homo sapiens mRNA for KIAA1399 protein, partial cds
1327	14076	26751	2.76	9.0E-88	AB037820.1	NT	Homo sapiens mRNA for KIAA1399 protein, partial cds
2115	14846	27675	1.57	9.0E-88	7661701	NT	Homo sapiens DKFZP586P1622 protein (DKFZP586P1522), mRNA
3617	16370	29012	1.36	9.0E-88	AL163209.2	NT	Homo sapiens chromosome 21 segment HS21C009
4236	16977	29602	2.73	9.0E-88	X91929.1	NT	H. sapiens ECE-1 gene (exon 9)
4236	16977	29603	2.73	9.0E-88	X91929.1	NT	H. sapiens ECE-1 gene (exon 9)
4943	17670	30279	1.05	9.0E-88	AB026898.1	NT	Homo sapiens DNA, DLEC1 to ORCTL4 gene region, section 1/2 (DLEC1, ORCTL3, ORCTL4 genes, complete cds)
8919	21610	34754	3.82	6.0E-88	AF003528.1	NT	Homo sapiens KIAA0063 gene product (KIAA0063), mRNA
1820	14559		1.02	5.0E-88	7661887	NT	K9719F Human fetal heart, Lambda ZAP Express Homo sapiens cDNA clone K9719 5' similar to ZINC FINGER PROTEIN HZF1
2845	15355	28100	3.76	5.0E-88	N89399.1	EST_HUMAN	Homo sapiens Intersectin short isoform (ITSN) mRNA, complete cds
3000	15766	28414	0.9	5.0E-88	AF114488.1	NT	w668h08.x1 NCLCGAP_Lu24 Homo sapiens cDNA clone IMAGE:2336789 3' similar to contains Alu repetitive element contains element MIER22 MER22 repetitive element;
3384	16143		2.28	5.0E-88	AI693217.1	EST_HUMAN	Homo sapiens Intersectin short isoform (ITSN) mRNA, complete cds
4687	17421	30056	0.83	5.0E-88	AF114488.1	NT	ym06b10.r1 Soares infant brain 1N1B Homo sapiens cDNA clone IMAGE:47129 5'
6672	19589	32625	3.19	5.0E-88	H10932.1	EST_HUMAN	Homo sapiens chromosome 21 segment HS21C084
7830	20525	33650	1.8	5.0E-88	AL163284.2	EST_HUMAN	602164958F1 NIH_MGC 83 Homo sapiens cDNA clone IMAGE:4295775 5'
9211	21890	35057	0.45	5.0E-88	BF680206.1	EST_HUMAN	PM1-TN0028-050900-004-10 TN0028 Homo sapiens cDNA
1306	14055	26729	1.42	4.0E-88	BF091229.1	EST_HUMAN	PM1-TN0028-050900-004-10 TN0028 Homo sapiens cDNA
1306	14055	26730	1.42	4.0E-88	BF091229.1	EST_HUMAN	Homo sapiens transforming growth factor, beta-induced, 68kD (TGFB1), mRNA
7143	19830	32899	1.43	4.0E-88	11416585	NT	Homo sapiens cell division cycle 10 (homologous to CDC10 of S. cerevisiae) (CDC10) mRNA
10827	23509	36749	1.8	4.0E-88	4502694	NT	Homo sapiens KIAA0152 gene product (KIAA0152), mRNA
11471	24072	37380	1.89	4.0E-88	7661947	NT	Homo sapiens KIAA0152 gene product (KIAA0152), mRNA
11471	24072	37381	1.89	4.0E-88	7661947	NT	Homo sapiens KIAA0152 gene product (KIAA0152), mRNA
715	13489	26140	1.85	3.0E-88	11545800	NT	Homo sapiens hypothetical protein FLJ21634 (FLJ21634), mRNA
1805	14545		1.96	3.0E-88	4508020	NT	Homo sapiens zinc finger protein 259 (ZNF259) mRNA
2948	15714	28367	4.11	3.0E-88	N66951.1	EST_HUMAN	zz48f12.s1 Soares fetal liver spleen 1N1FLS Homo sapiens cDNA clone IMAGE:295823 3'
4216	16957	29579	1.24	3.0E-88	4501912	NT	Homo sapiens a disintegrin and metalloproteinase domain 23 (ADAM23) mRNA
4216	16957	29580	1.24	3.0E-88	4501912	NT	Homo sapiens a disintegrin and metalloproteinase domain 23 (ADAM23) mRNA
4444	17180		4.06	3.0E-88	11429300	NT	Homo sapiens hypothetical protein FLJ20220 (FLJ20220), mRNA
5216	18024	30648	2.85	3.0E-88	11429567	NT	Homo sapiens vefosin-containing protein (VCP), mRNA

Page 396 of 536  
Table 4

Single Exon Probes Expressed in Brain

Probe SEQ ID NO:	Exon SEQ ID NO:	ORF SEQ ID NO:	Expression Signal	Most Similar (Top) Hit BLASTE Value	Top Hit Accession No.	Top Hit Database Source	Top Hit Descriptor
5498	18296	31194	4.13	3.0E-88	9968888	NT	Homo sapiens polycythemia rubra vera 1; cell surface receptor (PRV1), mRNA
5618	18414	31327	3.58	3.0E-88	11420897	NT	Homo sapiens v-real simian leukemia viral oncogene homolog A (ras related) (RALA), mRNA
6069	18848	31812	0.61	3.0E-88	11417370	NT	Homo sapiens interleukin 13 (IL13), mRNA
6319	25088	32076	1.18	3.0E-88	11419210	NT	Homo sapiens activator of S phase kinase (ASK), mRNA
6319	25088	32077	1.18	3.0E-88	11419210	NT	Homo sapiens activator of S phase kinase (ASK), mRNA
6865	19447	32465	14.59	3.0E-88	AF279265.1	NT	Homo sapiens putative anion transporter 1 mRNA, complete cds
7440	20117	33206	6.15	3.0E-88	11436400	NT	Homo sapiens retinoblastoma-binding protein 2 (RBBP2), mRNA
7821	20516	33642	9.68	3.0E-88	11421726	NT	Homo sapiens growth differentiation factor 6 (cartilage-derived morphogenetic protein-1) (GDF6), mRNA
8096	20790	33921	1.35	3.0E-88	AF034374.1	NT	Homo sapiens molybdenum cofactor biosynthesis protein A and molybdenum cofactor biosynthesis protein C mRNA, complete cds
9334	20405	33521	1.99	3.0E-88	11526262	NT	Homo sapiens v-ets avian erythroblastosis virus E26 oncogene related (ERG), mRNA
9628	22479	35680	0.98	3.0E-88	AB015228.1	NT	Homo sapiens mRNA for RALDH2-T, complete cds
9828	22479	35681	0.98	3.0E-88	AB015228.1	NT	Homo sapiens mRNA for RALDH2-T, complete cds
9857	22507	35705	1.28	3.0E-88	11439065	NT	Homo sapiens acyl-Coenzyme A dehydrogenase family, member 8 (ACAD8), mRNA
12139	24628		5.97	3.0E-88	11417874	NT	Homo sapiens transcobalamin II; macrocytic anemia (TCN2), mRNA
1013	13773	28432	3.32	2.0E-88	7305198	NT	Homo sapiens Caldesin, presenilin-binding protein, EF hand transcription factor (CSEN), mRNA
1620	14367	27056	1.38	2.0E-88	AF246219.1	NT	Homo sapiens SNARE protein kinase SNAK mRNA, complete cds
1744	14486	27185	3.13	2.0E-88	AF246219.1	NT	Homo sapiens SNARE protein kinase SNAK mRNA, complete cds
3458	16214	28867	1.62	2.0E-88	AF246219.1	NT	Homo sapiens SNARE protein kinase SNAK mRNA, complete cds
4391	17128	29760	2.13	2.0E-88	5031866	NT	Homo sapiens dynein, axonemal, light polypeptide 4 (DNAL4), mRNA
5821	18610	31539	5.63	1.0E-88	AW139565.1	EST_HUMAN	U1-H-B11-aaa-d-04-0-U1.s1 NCI_CGAP_Sub3 Homo sapiens cDNA clone IMAGE:2718750 3'
5821	18610	31540	5.63	1.0E-88	AW139565.1	EST_HUMAN	U1-H-B11-aaa-d-04-0-U1.s1 NCI_CGAP_Sub3 Homo sapiens cDNA clone IMAGE:2718750 3'
6548	19313	32317	23.81	1.0E-88	AB007877.1	NT	Homo sapiens KIAA0417 mRNA, complete cds
6548	19313	32318	23.81	1.0E-88	AB007877.1	NT	Homo sapiens KIAA0417 mRNA, complete cds
7022	19714	32771	1.4	1.0E-88	AJ969034.1	EST_HUMAN	wg70a12.x1 NCI_CGAP_GC6 Homo sapiens cDNA clone IMAGE:2476006 3'
7084	19774	32839	4.42	1.0E-88	AA488981.1	EST_HUMAN	aa54a11.s1 NCI_CGAP_GC81 Homo sapiens cDNA clone IMAGE:824732 3' similar to WP-B0272.2 CE00851 ;
9141	21872	35037	0.6	1.0E-88	AA190368.1	EST_HUMAN	zp87c02.f1 Stratagene HeLa cell s3 837216 Homo sapiens cDNA clone IMAGE:627170 5' similar to SW-POL1_HUMAN P10266 RETROVIRUS-RELATED POL POLYPROTEIN ;
9478	22131	35311	2.97	1.0E-88	AL043314.2	EST_HUMAN	DKFZp434N0323_J1 434 (synonym: htes3) Homo sapiens cDNA clone DKFZp434N0323 5'
11422	23189	36420	2.99	1.0E-88	AA991478.1	EST_HUMAN	os91g03.s1 NCI_CGAP_GC3 Homo sapiens cDNA clone IMAGE:1612766 3' similar to gb.M16342 HETEROGENEOUS NUCLEAR RIBONUCLEOPROTEINS C1/C2 (HUMAN);
12356	24760		3	1.0E-88	AL163246.2	NT	Homo sapiens chromosome 21 segment HS21C048

Page 397 of 536  
Table 4

Single Exon Probes Expressed in Brain

Probe SEQ ID NO:	Exon SEQ ID NO:	ORF SEQ ID NO:	Expression Signal	Most Similar (Top) Hit BLAST E Value	Top Hit Accession No.	Top Hit Database Source	Top Hit Descriptor
2739	15445	28184	1.33	8.0E-89	BE311557.1	EST_HUMAN	601142409F1 NIH_MGC_14 Homo sapiens cDNA clone IMAGE:3506186 5'
6833	19495	32519	1.2	8.0E-89	11421514	NT	Homo sapiens similar to sema domain, immunoglobulin domain (Ig), short basic domain, secreted, (semaphorin) 3A (H. sapiens) (LOC63232), mRNA
424	13210	26856	1.72	7.0E-89	7657213	NT	Homo sapiens hormonally upregulated neu tumor-associated kinase (HUNK), mRNA
424	13210	29857	1.72	7.0E-89	7657213	NT	Homo sapiens hormonally upregulated neu tumor-associated kinase (HUNK), mRNA
4828	17659	30181	2.85	7.0E-89	4557390	NT	Homo sapiens complement component 8, beta polypeptide (C8B), mRNA
4878	17605	30228	3.35	7.0E-89	AL045748.1	EST_HUMAN	DKFZp434E246_r1_434 (synonym: htes3) Homo sapiens cDNA clone DKFZp434E246 5'
5345	18148	30827	1.34	7.0E-89	X99832.1	NT	H. sapiens CLN3 gene, complete cds
5345	18148	30828	1.34	7.0E-89	X99832.1	NT	H. sapiens CLN3 gene, complete cds
6250	19024	31997	0.57	7.0E-89	7549808	NT	Homo sapiens plastin 3 (T isoform) (PLS3), mRNA
6250	19024	31998	0.57	7.0E-89	7549808	NT	Homo sapiens plastin 3 (T isoform) (PLS3), mRNA
7398	20076	33156	2.06	7.0E-89	11420764	NT	Homo sapiens actin related protein 2/3 complex, subunit 1A (41 kD) (ARPC1A), mRNA
7779	20474	33598	0.57	7.0E-89	11417118	NT	Homo sapiens KIAA0433 protein (KIAA0433), mRNA
7779	20474	33599	0.57	7.0E-89	11417118	NT	Homo sapiens KIAA0433 protein (KIAA0433), mRNA
9584	22327	35421	0.6	7.0E-89	AB011133.1	NT	Homo sapiens mRNA for KIAA0561 protein, partial cds
10429	23075	36296	1.11	7.0E-89	X62048.1	NT	H. sapiens Wee1 hu gene
10429	23075	36297	1.11	7.0E-89	X62048.1	NT	H. sapiens Wee1 hu gene
10449	23091	36320	2.33	7.0E-89	AB020630.1	NT	Homo sapiens mRNA for KIAA0823 protein, partial cds
10445	23091	36321	2.33	7.0E-89	AB020630.1	NT	Homo sapiens mRNA for KIAA0823 protein, partial cds
11203	23867	37154	1.45	7.0E-89	M59783.1	NT	Human aldose reductase (AR) gene, segment 2
12774	25028		1.7	7.0E-89	U87927.1	NT	Human aconitate hydratase (ACO2) gene, exon 2
1002	13762	26423	0.73	6.0E-89	5803114	NT	Homo sapiens inner membrane protein, mitochondrial (mibifilin) (IMMT), mRNA
2210	14938	27676	1.27	6.0E-89	4506124	NT	Homo sapiens serine/threonine-protein kinase PRP4 homolog (PRP4) mRNA
2434	15165	27888	1.06	6.0E-89	4507788	NT	Homo sapiens ubiquitin-conjugating enzyme E2L3 (UBE2L3) mRNA
2434	15155	27889	1.06	6.0E-89	4507788	NT	Homo sapiens ubiquitin-conjugating enzyme E2L3 (UBE2L3) mRNA
3515	16271	29925	0.88	6.0E-89	7661817	NT	Homo sapiens HSPC159 protein (HSPC159), mRNA
4593	17328	29854	3.02	6.0E-89	AB007866.2	NT	Homo sapiens mRNA for KIAA0406 protein, partial cds
4593	17328	29955	3.02	6.0E-89	AB007866.2	NT	Homo sapiens mRNA for KIAA0406 protein, partial cds
5100	17819	30436	0.81	6.0E-89	6806918	NT	Homo sapiens low density lipoprotein-related protein 2 (LRP2), mRNA
5100	17819	30437	0.81	6.0E-89	6806918	NT	Homo sapiens low density lipoprotein-related protein 2 (LRP2), mRNA
5016	17737	30345	2.74	5.0E-89	BE244323.1	EST_HUMAN	TCBAP2E0383 Pediatric pre-B cell acute lymphoblastic leukemia Baylor-HGSC project=TCBA Homo septatis cDNA clone TCBAP0383
5016	17737	30346	2.74	5.0E-89	BE244323.1	EST_HUMAN	TCBAP2E0383 Pediatric pre-B cell acute lymphoblastic leukemia Baylor-HGSC project=TCBA Homo septatis cDNA clone TCBAP0383

Page 398 of 536  
Table 4

Single Exon Probes Expressed in Brain

Probe SEQ ID NO:	Exon SEQ ID NO:	ORF SEQ ID NO:	Expression Signal	Most Similar (Top) Hit BLAST E Value	Top Hit Accession No.	Top Hit Database Source	Top Hit Descriptor
7487	20169	33251	1.95	4.0E-89	BE762749.1	EST_HUMAN	QV3-NT0022-080600-219-g03 NT0022 Homo sapiens cDNA
11088	23758	37034	1.56	4.0E-89	AI798872.1	EST_HUMAN	we91c03.x1 Soares_NFL_T_GBC_S1 Homo sapiens cDNA clone IMAGE:2348452 3'
2879	15646	28289	1.51	3.0E-89	AW976181.1	EST_HUMAN	EST388290 IMAGE resequences, MAGN Homo sapiens cDNA
7040	19731	32780	1.26	3.0E-89	AI217959.1	EST_HUMAN	qh17b06.x1 Soares_NFL_T_GBC_S1 Homo sapiens cDNA clone IMAGE:1844915 3'
10502	23148	36374	0.48	3.0E-89	AB002297.1	NT	Human mRNA for KIAA0299 gene, partial cds
10702	23393	36930	2.34	3.0E-89	N57357.1	EST_HUMAN	yw86e11.r1 Soares_placenta_8to9weeks_2NhbHP8to9W Homo sapiens cDNA clone IMAGE:259148 5' similar to SW:PI4K_HUMAN P42356 PHOSPHATIDYLINOSITOL 4-KINASE ALPHA;
123	13184	25832	0.87	2.0E-89	7706870	NT	Homo sapiens PXR2b protein (PXR2b), mRNA
123	13184	25833	0.87	2.0E-89	7706870	NT	Homo sapiens PXR2b protein (PXR2b), mRNA
399	13184	25832	1.55	2.0E-89	7706670	NT	Homo sapiens PXR2b protein (PXR2b), mRNA
399	13184	25833	1.55	2.0E-89	7706670	NT	Homo sapiens PXR2b protein (PXR2b), mRNA
517	13301	25933	3.17	2.0E-89	AB037763.1	NT	Homo sapiens mRNA for KIAA1342 protein, partial cds
2883	15650	28293	1.53	2.0E-89	AJ222095.1	EST_HUMAN	ag96c08.x1 Soares_NFL_T_GBC_S1 Homo sapiens cDNA clone IMAGE:1843022 3' similar to gb:J04131
3540	16296	28946	1.01	2.0E-89	AA759149.1	EST_HUMAN	GAMMA-GLUTAMYLTRANSFERASE 1 PRECURSOR (HUMAN);contains Alu repetitive element;
3540	16296	28947	1.01	2.0E-89	AA759149.1	EST_HUMAN	ah70e03.s1 Soares_testis_NHT Homo sapiens cDNA clone 1320988 3'
4126	16887	29494	1.26	2.0E-89	AF089897.1	NT	ah70e03.s1 Soares_testis_NHT Homo sapiens cDNA clone 1320988 3'
4133	16875	29504	5.16	2.0E-89	X58742.1	NT	Homo sapiens topoisomerase-related function protein (TRF4-2) mRNA, partial cds
4133	16875	29505	5.16	2.0E-89	X58742.1	NT	Homo sapiens HCK gene for tyrosine kinase (PTK), exons 10-11
4315	17054	29679	0.75	2.0E-89	AL163203.2	NT	H.sepiens HCK gene for tyrosine kinase (PTK), exons 10-11
4463	17199	29826	1.1	2.0E-89	AJ007378.1	NT	Homo sapiens HCK gene for tyrosine kinase (PTK), exons 10-11
5269	18065	30886	0.66	2.0E-89	BE541744.1	EST_HUMAN	Homo sapiens GGT gene, exon 5
5393	18193	31418	1.61	2.0E-89	U03985.1	NT	Homo sapiens GGT gene, exon 5
5702	18496	31861	0.63	2.0E-89	AL163285.2	NT	601068906F1 NIH_MGC_10 Homo sapiens cDNA clone IMAGE:3452423 5'
6116	18894	31861	0.63	2.0E-89	U81004.1	NT	Homo sapiens gene for LECT2, complete cds
7567	20237	35341	5.33	2.0E-89	U81004.1	NT	Human N-ethylmaleimide-sensitive factor mRNA, partial cds
7835	20530	33657	3.07	2.0E-89	11428801	NT	Homo sapiens chromosome 21 segment HS21C085
8316	21009	34146	1.02	2.0E-89	AJ245503.1	NT	Human GT24 (GT24) mRNA, partial cds
8152	21883	35052	0.6	2.0E-89	AB037754.1	NT	Homo sapiens solute carrier family 24 (sodium/potassium/calcium exchanger), member 2 (SLC24A2), mRNA
9710	22361	35557	0.68	2.0E-89	AF170814.1	NT	Homo sapiens partial mRNA for PEX5 related protein
9710	22361	35558	0.68	2.0E-89	AF170814.1	NT	Homo sapiens mRNA for KIAA1333 protein, partial cds
							Homo sapiens CaBP5 (CABP5) gene, exon 5
							Homo sapiens CaBP5 (CABP5) gene, exon 5

Page 399 of 536  
Table 4

Single Exon Probes Expressed in Brain

Probe SEQ ID NO:	Exon SEQ ID NO:	ORF SEQ ID NO:	Expression Signal	Most Similar (Top) Hit BLAST E Value	Top Hit Accession No.	Top Hit Database Source	Top Hit Descriptor
11346	24036	37339	2.83	2.0E-89	11434411	NT	Homo sapiens integrin, alpha 3 (antigen CD49C, alpha 3 subunit of VLA-3 receptor) (ITGA3), mRNA
11448	23216	36447	2.3	2.0E-89	5728867	NT	Homo sapiens hec domain and RLD 2 (HERC2), mRNA
11662	24161	37472	5.03	2.0E-89	11433673	NT	Homo sapiens cell adhesion molecule with homology to L1CAM (close homologue of L1) (CHL1), mRNA
11718	24312	37636	2.11	2.0E-89	U10992.1	NT	Human MAGE-7 antigen (MAGE7) pseudogene, complete cds
11570	24169	37483	5.97	1.0E-89	BF168052.1	EST_HUMAN	hr81409.x1 NCI_CGAP_Kid11 Homo sapiens cDNA clone IMAGE:3134897 3' similar to TR:O54778 O54778 SOLUTE CARRIER FAMILY 22-LIKE 2 PROTEIN ;
11570	24169	37484	5.97	1.0E-89	BF168052.1	EST_HUMAN	hr81409.x1 NCI_CGAP_Kid11 Homo sapiens cDNA clone IMAGE:3134897 3' similar to TR:O54778 O54778 SOLUTE CARRIER FAMILY 22-LIKE 2 PROTEIN ;
8126	20820	33956	1.67	9.0E-90	AL163246.2	NT	Homo sapiens chromosome 21 segment HS21C046
8126	20820	33957	1.57	9.0E-90	AL163246.2	NT	Homo sapiens chromosome 21 segment HS21C046
1041	13801	26459	2.23	8.0E-90	AL163246.2	NT	Homo sapiens chromosome 21 segment HS21C046
1042	13801	26459	2.9	8.0E-90	AL163246.2	NT	Homo sapiens chromosome 21 segment HS21C046
1307	15565	26731	3.78	8.0E-90	BE670561.1	EST_HUMAN	7e36f08.x1 NCI_CGAP_Lu24 Homo sapiens cDNA clone IMAGE:3284583 3'
1307	15565	26732	3.78	8.0E-90	BE670561.1	EST_HUMAN	7e36f08.x1 NCI_CGAP_Lu24 Homo sapiens cDNA clone IMAGE:3284583 3'
8486	21150	34293	0.55	8.0E-90	BE177830.1	EST_HUMAN	RC1-HT0598-120400-022-b08 HT0598 Homo sapiens cDNA
10599	23293	36531	1.52	8.0E-90	AI222095.1	EST_HUMAN	q99e08.x1 Soares_NFL_T_GBC_S1 Homo sapiens cDNA clone IMAGE:1843022 3' similar to gb:J04131 GAMMA-GLUTAMYLTRANSFERASE 1 PRECURSOR (HUMAN); contains Alu repetitive element;
10689	23293	36532	1.52	8.0E-90	AI222095.1	EST_HUMAN	q99e08.x1 Soares_NFL_T_GBC_S1 Homo sapiens cDNA clone IMAGE:1843022 3' similar to gb:J04131 GAMMA-GLUTAMYLTRANSFERASE 1 PRECURSOR (HUMAN); contains Alu repetitive element;
10963	23639	36889	1.32	8.0E-90	AA705222.1	EST_HUMAN	z82g10.s1 Soares_fetal_liver_spleen_INFLS_S1 Homo sapiens cDNA clone IMAGE:461442 3'
10963	23639	36890	1.32	8.0E-90	AA705222.1	EST_HUMAN	z82g10.s1 Soares_fetal_liver_spleen_INFLS_S1 Homo sapiens cDNA clone IMAGE:461442 3'
816	13587		4.12	7.0E-90	AF223391.1	NT	Homo sapiens calcium channel alpha1E subunit (CACNA1E) gene, exons 7-49, and partial cde, alternatively spliced
8923	21016		2.08	7.0E-90	AA782977.1	EST_HUMAN	ai63408.s1 Soares_testis_NHT Homo sapiens cDNA clone 1375503 3'
8865	21566	34701	1.62	7.0E-90	BE962525.2	EST_HUMAN	601655837R1 NIH_MGC_66 Homo sapiens cDNA clone IMAGE:3855824 3'
8865	21556	34702	1.62	7.0E-90	BE962525.2	EST_HUMAN	601655837R1 NIH_MGC_66 Homo sapiens cDNA clone IMAGE:3855824 3'
10036	22684	35901	1.9	7.0E-90	H68849.1	EST_HUMAN	yr86e04.s1 Soares_fetal_liver_spleen_INFLS Homo sapiens cDNA clone IMAGE:212190 3' similar to SP:C1TC_HUMAN P11586 C-1-TETRAHYDROFOLATE SYNTHASE, CYTOPLASMIC ;
10036	22684	35902	1.9	7.0E-90	H68849.1	EST_HUMAN	yr86e04.s1 Soares_fetal_liver_spleen_INFLS Homo sapiens cDNA clone IMAGE:212190 3' similar to SP:C1TC_HUMAN P11586 C-1-TETRAHYDROFOLATE SYNTHASE, CYTOPLASMIC ;

Page 400 of 536  
Table 4  
Single Exon Probes Expressed in Brain

Probe SEQ ID NO:	Exon SEQ ID NO:	ORF SEQ ID NO:	Expression Signal	Most Similar (Top) Hit BLAST E Value	Top Hit Accession No.	Top Hit Database Source	Top Hit Descriptor
10352	22989	36216	1.17	7.0E-90	BF526089.1	EST_HUMAN	602071208F1 NCI_CGAP_Bim84 Homo sapiens cDNA clone IMAGE:4214257 5'
4201	16942	29568	9.12	6.0E-90	8922398	NT	Homo sapiens hypothetical protein FLJ10388 (FLJ10388), mRNA
4201	16942	29569	9.12	6.0E-90	8922398	NT	Homo sapiens hypothetical protein FLJ10388 (FLJ10388), mRNA
5894	18679	31625	3.27	6.0E-90	U77700.1	NT	Homo sapiens HsGCN1 mRNA, partial cds
5894	18679	31626	3.27	6.0E-90	U77700.1	NT	Homo sapiens HsGCN1 mRNA, partial cds
8225	20919	34056	2.75	6.0E-90	4504784	NT	Homo sapiens inositol 1,4,5-triphosphate receptor, type 3 (ITPR3) mRNA
8225	20919	34057	2.75	6.0E-90	4504784	NT	Homo sapiens inositol 1,4,5-triphosphate receptor, type 3 (ITPR3) mRNA
151	12966		19.84	5.0E-90	AB035344.1	NT	Homo sapiens TOL6 gene, exon 1-10b
1170	13924	26586	3.08	5.0E-90	U80226.1	NT	Human gamma-aminobutyric acid transaminase mRNA, partial cds
1813	14553	27267	1.47	5.0E-90	A1222095.1	EST_HUMAN	q99c08.x1 Soares_NFL_T_GBC_S1 Homo sapiens cDNA clone IMAGE:1843022 3' similar to gb:J04131 GAMMA-GLUTAMYLTRANSEPTIDASE 1 PRECURSOR (HUMAN);contains Alu repetitive element;
1813	14553	27268	1.47	5.0E-90	A1222095.1	EST_HUMAN	q99c08.x1 Soares_NFL_T_GBC_S1 Homo sapiens cDNA clone IMAGE:1843022 3' similar to gb:J04131 GAMMA-GLUTAMYLTRANSEPTIDASE 1 PRECURSOR (HUMAN);contains Alu repetitive element;
2660	16274	28011	2.79	5.0E-90	AF114487.1	NT	Homo sapiens pregnancy-zone protein (PZP) mRNA
4503	17238	29871	2.05	5.0E-90	4506384	NT	Homo sapiens Intersectin long isoform (ITSN) mRNA, complete cds
4622	17357	29892	0.98	5.0E-90	AL135549.1	EST_HUMAN	DKFZp762P1616_r1 762 (synonym: hmel2) Homo sapiens cDNA clone DKFZp762P1616 5'
5504	18302	31203	2.94	5.0E-90	Z16411.1	NT	H.sapiens mRNA encoding phospholipase c
5609	18402	31316	1.31	5.0E-90	AB015817.1	NT	Homo sapiens ELKS mRNA, complete cds
5679	18302	31203	2.36	5.0E-90	Z16411.1	NT	H.sapiens mRNA encoding phospholipase c
6631	19393	32407	0.74	5.0E-90	9910365	NT	Homo sapiens mRNA encoding phospholipase c
6631	19393	32408	0.74	5.0E-90	9910365	NT	Homo sapiens mRNA encoding phospholipase c
7114	18802	32866	2.04	5.0E-90	AF113708.1	NT	Homo sapiens Carbonic anhydrase-related protein 10 (LOC56994), mRNA
7114	18802	32867	2.04	5.0E-90	AF113708.1	NT	Homo sapiens Carbonic anhydrase-related protein 10 (LOC56994), mRNA
7463	20136	33228	9.01	5.0E-90	4557258	NT	Homo sapiens angiopeptin 4 (ANG4) mRNA, partial cds
7780	20485	33609	0.44	6.0E-90	4508758	NT	Homo sapiens angiopeptin 4 (ANG4) mRNA, partial cds
8182	20886	34025	5.08	5.0E-90	11345483	NT	Homo sapiens adenylate cyclase 9 (ADCY9) mRNA
9098	21784	34950	0.56	5.0E-90	4828670	NT	Homo sapiens ryanodine receptor 3 (RYR3) mRNA
9579	22232	35416	1.06	5.0E-90	11419429	NT	Homo sapiens hypothetical protein FLJ13222 (FLJ13222), mRNA
10181	22829	36044	0.56	5.0E-90	AF123303.1	NT	Homo sapiens cadherin 18 (CDH18) mRNA
10312	22959	36175	0.5	5.0E-90	11417118	NT	Homo sapiens similar to ectonucleotide pyrophosphatase/phosphodiesterase 3 (H. sapiens) (LOC63214), mRNA
10312	22959	36176	0.5	5.0E-90	11417118	NT	Homo sapiens similar to ectonucleotide pyrophosphatase/phosphodiesterase 3 (H. sapiens) (LOC63214), mRNA
							Homo sapiens calcium-binding transporter mRNA, partial cds
							Homo sapiens KIAA0433 protein (KIAA0433), mRNA
							Homo sapiens KIAA0433 protein (KIAA0433), mRNA

Table 4

Single Exon Probes Expressed in Brain

Probe SEQ ID NO:	Exon SEQ ID NO:	ORF SEQ ID NO:	Expression Signal	Most Similar (Top) Hit BLAST E Value	Top Hit Accession No.	Top Hit Database Source	Top Hit Descriptor
10344	22991	36209	9.16	5.0E-90	11433721	NT	Homo sapiens ATPase, aminophospholipid transporter-like, Class I, type 8A, member 2 (ATP8A2), mRNA
10402	23048	36264	0.54	5.0E-90	7662051	NT	Homo sapiens KIAA0317 gene product (KIAA0317), mRNA
10402	23048	36265	0.54	5.0E-90	7662051	NT	Homo sapiens KIAA0317 gene product (KIAA0317), mRNA
11731	24324	37648	2.41	5.0E-90	7662047	NT	Homo sapiens KIAA0305 gene product (KIAA0305), mRNA
12591	24948		2.08	5.0E-90	AB011399.1	NT	Homo sapiens gene for AF-6, complete cds
12641	24938		4.43	5.0E-90	AI523366.1	EST_HUMAN	ar78h06.x1 Barstead aorta HPLRB6 Homo sapiens cDNA clone IMAGE:2128761 3'
295	13101	25742	1.93	4.0E-90	AF231920.1	NT	Homo sapiens chromosome 21 unknown mRNA
295	13101	25743	1.93	4.0E-90	AF231920.1	NT	Homo sapiens chromosome 21 unknown mRNA
1084	14428	26482	3.28	4.0E-90	4505316	NT	Homo sapiens myosin phosphatase, target subunit 1 (MYPT1), mRNA
1684	14428	27125	8.09	4.0E-90	X99033.1	NT	H. sapiens gene encoding discoidin receptor tyrosine kinase, exon 16
2892	15758	28405	0.98	4.0E-90	AF007544.1	NT	Homo sapiens prostate-specific membrane antigen (PSM) gene, complete cds
3023	15789	28436	1.07	4.0E-90	6806918	NT	Homo sapiens low density lipoprotein-related protein 2 (LRP2), mRNA
3023	15789	28437	1.07	4.0E-90	6806918	NT	Homo sapiens low density lipoprotein-related protein 2 (LRP2), mRNA
4608	17343	29975	7.65	4.0E-90	D87675.1	NT	Homo sapiens DNA for amyloid precursor protein, complete cds
4743	17475	30109	2.17	4.0E-90	AB033070.1	NT	Homo sapiens mRNA for KIAA1244 protein, partial cds
4768	17500	30123	2.33	4.0E-90	M95987.1	NT	Homo sapiens mRNA for KIAA1244 protein, partial cds
7751	20447	33570	1.08	3.0E-90	BF516188.1	EST_HUMAN	Human prohormone converting enzyme (NEC2) gene, exon 8
7751	20447	33571	1.08	3.0E-90	BF516188.1	EST_HUMAN	UI-H-BW1-any-b-04-Q-UJ.s1 NCI_CGAP_Sub7 Homo sapiens cDNA clone IMAGE:3083839 3'
11630	24227	37951	17.81	3.0E-90	BE563833.1	EST_HUMAN	UI-H-BW1-any-b-04-Q-UJ.s1 NCI_CGAP_Sub7 Homo sapiens cDNA clone IMAGE:3083839 3'
208	13020	25662	4.71	2.0E-90	BE537913.1	EST_HUMAN	601335244F1 NIH_MGC_39 Homo sapiens cDNA clone IMAGE:3689147 5'
1150	13906	28567	2.67	2.0E-90	5031748	NT	601067379F1 NIH_MGC_10 Homo sapiens cDNA clone IMAGE:3453834 5'
1150	13905	28568	2.67	2.0E-90	5031748	NT	Homo sapiens high-mobility group (nonhistone chromosomal) protein 17 (HMG17), mRNA
3826	16577	29209	1.7	2.0E-90	AI138213.1	EST_HUMAN	Homo sapiens high-mobility group (nonhistone chromosomal) protein 17 (HMG17), mRNA
4840	17374	30008	1.05	2.0E-90	AB006627.1	NT	qc54c02.x1 Soares_placenta_6to9weeks_2NkHP8tc9W Homo sapiens cDNA clone IMAGE:1713410 3'
4853	17583	30206	7.31	2.0E-90	5728655	NT	similar to SW-OLF3_MOUSE P23275 OLFATORY RECEPTOR OR3 ;
5695	18489	31410	4.86	2.0E-90	AW672686.1	EST_HUMAN	Homo sapiens mRNA for KIAA0289 gene, partial cds
9689	22341	35534	4.78	2.0E-90	11427320	NT	Homo sapiens GRB2-related adaptor protein (GRAP) mRNA
9689	22341	35535	4.78	2.0E-90	11427320	NT	Homo sapiens GRB2-related adaptor protein (GRAP) mRNA
9860	22510	35706	1.37	2.0E-90	AU118995.1	EST_HUMAN	ba49d05.y3 NIH_MGC_10 Homo sapiens cDNA clone IMAGE:2899881 5' similar to TR:O75208 O75208 HYPOTHETICAL_35.5 KD PROTEIN. ;
							HYPOTHETICAL_35.5 KD PROTEIN. ;
							Homo sapiens similar to laminin receptor 1 (67kD, ribosomal protein SA) (H. sapiens) (LOC63484), mRNA
							Homo sapiens similar to laminin receptor 1 (67kD, ribosomal protein SA) (H. sapiens) (LOC63484), mRNA
							AU118995 HEMBA1 Homo sapiens cDNA clone HEMBA1004795 5'

Single Exon Probes Expressed in Brain

Probe SEQ ID NO:	Exon SEQ ID NO:	ORF SEQ ID NO:	Expression Signal	Most Similar (Top) Hit BLAST E Value	Top Hit Accession No.	Top Hit Database Source	Top Hit Descriptor
8860	22510	35707	1.37	2.0E-90	AU118985.1	EST_HUMAN	AU118985 HEMBA1 Homo sapiens cDNA clone HEMBA1004795 5'
11447	23214	36446	2.8	2.0E-90	11024711	NT	Homo sapiens myosin, heavy polypeptide 4, skeletal muscle (MYH4), mRNA
270	13078	25720	4.55	1.0E-90	4502166	NT	Homo sapiens amyloid beta (A4) precursor protein (protease nexin-II, Alzheimer disease) (APP), mRNA
366	16516	25805	1.36	1.0E-90	AF231920.1	NT	Homo sapiens chromosome 21 unknown mRNA
368	15516	25805	1.43	1.0E-90	AF231920.1	NT	Homo sapiens mRNA for T-box transcription factor (TBX20 gene), partial
678	13454	26098	2.32	1.0E-90	AJ237589.1	NT	Homo sapiens mRNA for T-box transcription factor (TBX20 gene), partial
679	13454	26099	2.32	1.0E-90	AJ237589.1	NT	Homo sapiens ALR-like protein mRNA, partial cds
713	13487	26137	13.22	1.0E-90	AF264750.1	NT	Homo sapiens ALR-like protein mRNA, partial cds
713	13487	26138	13.22	1.0E-90	AF264750.1	NT	Homo sapiens Kruppel-like factor 7 (ubiquitous) (KLF7), mRNA
1088	13846	26138	2.47	1.0E-90	4507828	NT	Homo sapiens protein phosphatase 2A BR gamma subunit gene, exon 3
1283	14033	26703	5.56	1.0E-90	AF096154.1	NT	Homo sapiens protein phosphatase 2A BR gamma subunit gene, exon 3
1283	14033	26704	5.56	1.0E-90	AF096154.1	NT	601159563F2 NIH_MGC_53 Homo sapiens cDNA clone IMAGE:3511118 5'
1662	14408	27342	1.23	1.0E-90	BE379884.1	EST_HUMAN	Homo sapiens similar to SALL1 (sal (Drosophila)-like (LOC57167), mRNA
1895	14632	27342	3.33	1.0E-90	11420514	NT	Homo sapiens chromosome 8 open reading frame 2 (CBORF2), mRNA
2868	15626	28271	6.46	1.0E-90	6005720	NT	Homo sapiens soluble interleukin 1 receptor accessory protein (IL1RAP) gene, exon 8, alternative exons 9 and complete cds, alternatively spliced
4389	17126	29758	1.29	1.0E-90	AF167340.1	NT	Homo sapiens mRNA for KIAA0633 protein, partial cds
5589	18385	31296	2.58	1.0E-90	AB014533.1	NT	Homo sapiens KIAA0623 gene product (KIAA0623), mRNA
6746	18538	31460	0.98	1.0E-90	11426910	NT	Homo sapiens cytochrome P450, 5T (lanosterol 14-alpha-demethylase) (CYP51), mRNA
6473	19240	32240	0.57	1.0E-90	11419408	NT	Human retina-derived POU-domain factor-1 mRNA, complete cds
6973	19455	32475	0.66	1.0E-90	U91934.1	NT	Homo sapiens glutamate receptor, ionotropic, N-methyl D-aspartate 2A (GRIN2A) mRNA
7204	19889	32966	0.84	1.0E-90	6006002	NT	Homo sapiens solute carrier family 1 (high affinity aspartate/glutamate transporter), member 6 (SLC1A6), mRNA
7571	20240	33345	2.77	1.0E-90	11426758	NT	Homo sapiens brefeldin A-inhibited guanine nucleotide-exchange protein 2 (BIG2), mRNA
8720	21412	34555	3.79	1.0E-90	11422086	NT	Homo sapiens SNCA isoform (SNCA) gene, complete cds, alternatively spliced
9193	21863	34555	0.96	1.0E-90	AF163864.1	NT	Homo sapiens CGI-15 protein (LOC51006), mRNA
9215	21894	35062	1.53	1.0E-90	11422109	NT	Homo sapiens CGI-15 protein (LOC51006), mRNA
9215	21894	35063	1.53	1.0E-90	11422109	NT	yg4411.2 Soares infant brain 1N1B Homo sapiens cDNA clone IMAGE:35477 5'
10557	23253	36490	1.5	1.0E-90	R25886.1	EST_HUMAN	Human branched chain alpha-keto acid dehydrogenase mRNA, 3' end
10987	23643	36898	1.76	1.0E-90	J04474.1	NT	Homo sapiens DNA for Human P2XM, complete cds
12580	24904	31001	1.49	1.0E-90	AB002059.1	NT	Homo sapiens DNA for Human P2XM, complete cds
12680	24904	31002	1.49	1.0E-90	AB002059.1	NT	Homo sapiens DNA for Human P2XM, complete cds
4172	16812	29542	6	8.0E-91	D12294.1	EST_HUMAN	HUM0005381 Liver HepG2 cell line. Homo sapiens cDNA clone e381 3'



Table 4

Single Exon Probes Expressed in Brain

Probe SEQ ID NO:	Exon SEQ ID NO:	ORF SEQ ID NO:	Expression Signal	Most Similar (Top) Hit BLAST E Value	Top Hit Accession No.	Top Hit Database Source	Top Hit Descriptor
1427	14174	26859	1.06	7.0E-91	AF053768.1	NT	Rattus norvegicus brain specific cortactin-binding protein CBP90 mRNA, partial cds
8205	20899	34036	1.8	7.0E-91	11419234	NT	Homo sapiens makorin, ring finger protein, 1 (MKRN1), mRNA
10198	22846	36062	0.68	7.0E-91	AI804161.1	EST_HUMAN	CM-BT043-090289-075 BT043 Homo sapiens cDNA
3467	18223	28877	1.93	5.0E-91	AA702794.1	EST_HUMAN	z190b04.s1 Soares_fetal_liver_spleen_INFLS_S1 Homo sapiens cDNA clone IMAGE:448015 3'
4480	17215	29840	11.73	5.0E-91	AU143539.1	EST_HUMAN	AU143539 Y79AA1 Homo sapiens cDNA clone Y79AA1002087 5'
4480	17215	29841	11.73	5.0E-91	AU143539.1	EST_HUMAN	AU143539 Y79AA1 Homo sapiens cDNA clone Y79AA1002087 5'
4757	17489	30116	0.97	5.0E-91	7110634	NT	Homo sapiens chromosome 22 open reading frame 5 (C22ORF5), mRNA
4757	17489	30117	0.97	5.0E-91	7110634	NT	Homo sapiens chromosome 22 open reading frame 5 (C22ORF5), mRNA
6519	19285	32289	1.25	5.0E-91	AI878995.1	EST_HUMAN	eu49f09.x1 Schneider fetal brain 00004 Homo sapiens cDNA clone IMAGE:2518121 3' similar to SW:ASFG_FLAME_Q47898 N4-(BETA-N-ACETYLGLUCOSAMINYL)-L-ASPARAGINASE PRECURSOR :
8106	20789	33931	1.2	5.0E-91	BF314682.1	EST_HUMAN	601901624F1 NIH_MGC_19 Homo sapiens cDNA clone IMAGE:4130893 6'
8658	21350	34495	1.52	5.0E-91	AV649878.1	EST_HUMAN	AV649878 GLC Homo sapiens cDNA clone GLC8YF08 3'
8658	21350	34496	1.52	5.0E-91	AV649878.1	EST_HUMAN	AV649878 GLC Homo sapiens cDNA clone GLC8YF08 3'
12612	24919		1.74	5.0E-91	AI193566.1	EST_HUMAN	qe70f11.x1 Soares_fetal_lung_NbHL19W Homo sapiens cDNA clone IMAGE:1744366 3' similar to contains MIR_b2 MIR MIR repetitive element;
3197	16660	28611	1.69	4.0E-91	AF156776.1	NT	Homo sapiens lysophosphatidic acid acyltransferase-delta (LPAA T-delta) mRNA, complete cds
3197	15960	28612	1.69	4.0E-91	AF156776.1	NT	Homo sapiens lysophosphatidic acid acyltransferase-delta (LPAA T-delta) mRNA, complete cds
10848	23530	36775	4.49	4.0E-91	AL163284.2	NT	Homo sapiens chromosome 21 segment HS21C084
12094	24596	31092	1.96	4.0E-91	MT7994.1	EST_HUMAN	EST01579 Hippocampus, Striatum (cat. #836205) Homo sapiens cDNA clone HHCMC60 similar to Retrovirus-related gag polyprotein
12094	24596	31127	1.96	4.0E-91	MT7994.1	EST_HUMAN	EST01579 Hippocampus, Striatum (cat. #836205) Homo sapiens cDNA clone HHCMC60 similar to Retrovirus-related gag polyprotein
1613	14360	27049	3.07	3.0E-91	11430193	NT	Homo sapiens solute carrier family 4, anion exchanger, member 3 (SLC4A3), mRNA
1613	14360	27050	3.07	3.0E-91	11430193	NT	Homo sapiens solute carrier family 4, anion exchanger, member 3 (SLC4A3), mRNA
3334	16094	28746	1.62	3.0E-91	AL163283.2	NT	Homo sapiens chromosome 21 segment HS21C083
3456	16211	28863	3.39	3.0E-91	AB033104.1	NT	Homo sapiens mRNA for KIAA1278 protein, partial cds
3455	16211	28864	3.39	3.0E-91	AB033104.1	NT	Homo sapiens mRNA for KIAA1278 protein, partial cds
3798	16520	29159	1.45	3.0E-91	AF084530.1	NT	Homo sapiens cyclin-D binding Myb-like protein mRNA, complete cds
4551	17286	29915	3.78	3.0E-91	M30898.1	NT	Human Ku (p70/p80) subunit mRNA, complete cds
5600	18395	31305	1.27	3.0E-91	11434964	NT	Homo sapiens epididymal secretory protein (19.5kD) (HE1), mRNA
6212	18987		2.48	3.0E-91	4502740	NT	Homo sapiens cyclin-dependent kinase 6 (CDK6) mRNA
6488	19255	32256	5.82	3.0E-91	11497611	NT	Homo sapiens gamma-aminobutyric acid (GABA) B receptor, 1 (GABBR1), transcript variant 2, mRNA

Page 404 of 536  
Table 4  
Single Exon Probes Expressed in Brain

Probe SEQ ID NO:	Exon SEQ ID NO:	ORF SEQ ID NO:	Expression Signal	Most Similar (Top) Hit BLAST E Value	Top Hit Accession No.	Top Hit Database Source	Top Hit Descriptor
6488	19255	32257	5.82	3.0E-91	11497611	NT	Homo sapiens gamma-aminobutyric acid (GABA) B receptor, 1 (GABBR1), transcript variant 2, mRNA
7538	20208	33308	4.97	3.0E-91	U86959.1	NT	Human L-type calcium channel beta-1 subunit (CACNLB1) gene, exons 10 and 11
7538	20208	33307	4.97	3.0E-91	U86959.1	NT	Human L-type calcium channel beta-1 subunit (CACNLB1) gene, exons 10 and 11
8639	21361	34508	2.58	3.0E-91	D16494.1	NT	Human mRNA for very low density lipoprotein receptor, complete cds
9188	21858	35023	2.83	3.0E-91	AB011166.1	NT	Homo sapiens mRNA for KIAA0594 protein, partial cds
10803	23486	36723	1.41	3.0E-91	AB032179.2	NT	Homo sapiens EHM2 mRNA, complete cds
11160	23827	37105	1.66	3.0E-91	AB029003.1	NT	Homo sapiens mRNA for KIAA1080 protein, partial cds
11160	23827	37108	1.66	3.0E-91	AB029003.1	NT	Homo sapiens glutathione S-transferase theta 2 (GSTT2) and glutathione S-transferase theta 1 (GSTT1) genes, complete cds
12335	24749	31057	2	3.0E-91	AF240786.1	NT	Homo sapiens beta-ureidopropionase (BUP1) gene, exon 6
12867	17898	30489	4.35	3.0E-91	AF169555.1	NT	Homo sapiens beta-ureidopropionase (BUP1) gene, exon 6
12867	17898	30490	4.35	3.0E-91	AF169555.1	NT	Homo sapiens beta-ureidopropionase (BUP1) gene, exon 6
47	12876	25501	5.06	1.0E-91	AL163284.2	NT	Homo sapiens chromosome 21 segment HS21C084
1223	13973	26645	6.31	1.0E-91	AW449748.1	EST_HUMAN	UI-H-BI3-aks-d-01-Q-J1.s1 NCI_CGAP_Sub5 Homo sapiens cDNA clone IMAGE:2735280 3'
5328	18131	30790	0.97	1.0E-91	11434402	NT	Homo sapiens hypothetical protein PRO1855 (PRO1855), mRNA
6743	19577	32810	2.26	1.0E-91	BF348182.1	EST_HUMAN	602022088F1 NCI_CGAP_Bm67 Homo sapiens cDNA clone IMAGE:4157804 5'
6743	19577	32811	2.26	1.0E-91	BF348182.1	EST_HUMAN	602022088F1 NCI_CGAP_Bm67 Homo sapiens cDNA clone IMAGE:4157804 5'
12245	25340		1.35	1.0E-91	H15212.1	EST_HUMAN	ym30603.r1 Soares infant brain 1N1B Homo sapiens cDNA clone IMAGE:49587 5'
1219	13970	26639	9.06	9.0E-92	AJ001689.1	NT	Homo sapiens NKG2D gene, exon 10
1219	13970	26840	9.06	9.0E-92	AJ001689.1	NT	Homo sapiens NKG2D gene, exon 10
5120	17638	30454	0.9	9.0E-92	AB020640.1	NT	Homo sapiens mRNA for KIAA0833 protein, partial cds
5376	18176	30887	4.96	9.0E-92	J03007.1	NT	Human Nat-K+ ATPase alpha-subunit mRNA, partial cds
5518	18318	31217	2.83	9.0E-92	11427149	NT	Homo sapiens hypothetical protein FLJ20260 (FLJ20260), mRNA
6362	19132	32127	4.03	9.0E-92	AF310105.1	NT	Homo sapiens NALP1 mRNA, complete cds
7766	20452	33576	7.17	9.0E-92	AJ250566.1	NT	Homo sapiens partial TMAS2F2 gene for tetraspanin protein, exon 5
7766	20452	33577	7.17	9.0E-92	AJ250566.1	NT	Homo sapiens partial TMAS2F2 gene for tetraspanin protein, exon 5
8272	20966	34107	0.92	9.0E-92	AB040945.1	NT	Homo sapiens mRNA for KIAA1512 protein, partial cds
8272	20966	34108	0.92	9.0E-92	AB040945.1	NT	Homo sapiens mRNA for KIAA1512 protein, partial cds
9174	21844	35010	1.95	9.0E-92	11422086	NT	Homo sapiens brefeldin A-inhibited guanine nucleotide-exchange protein 2 (BIG2), mRNA
11161	23828		1.95	9.0E-92	7706988	NT	Homo sapiens RNB6 (RNB6), mRNA
91	12917	25554	2.25	8.0E-92	W26367.1	EST_HUMAN	26B3 Human retina cDNA randomly primed sublibrary Homo sapiens cDNA
279	13086	25728	3.29	8.0E-92	BE386363.1	EST_HUMAN	601273513F1 NIH_MGC_20 Homo sapiens cDNA clone IMAGE:3614667 5'

Page 405 of 536  
Table 4

Single Exon Probes Expressed in Brain

Probe SEQ ID NO:	Exon SEQ ID NO:	ORF SEQ ID NO:	Expression Signal	Most Similar (Top) Hit BLAST E Value	Top Hit Accession No.	Top Hit Database Source	Top Hit Descriptor
5041	17760	30374	0.98	8.0E-92	AW157571.1	EST_HUMAN	eu83108.x1 Schneider fetal brain 00004 Homo sapiens cDNA clone IMAGE:2782911 3' similar to TR:060302 O60302 KIAA0555 PROTEIN, contains element MER22 repetitive element ;
5308	18113	30771	0.65	8.0E-92	AB049820.1	NT	Homo sapiens mRNA for KIAA1600 protein, partial cds Homo sapiens FYVE domain-containing dual specificity protein phosphatase FYVE-DSP2 mRNA, complete cds
5411	18210	30918	0.97	8.0E-92	AF264717.1	NT	Homo sapiens MCP-4 gene
6451	19219	32217	1.31	8.0E-92	AJ000979.1	NT	Homo sapiens DNA polymerase zeta catalytic subunit variant 1 (REV3L) mRNA, complete cds
6455	19223	32222	0.92	8.0E-92	AF179428.1	NT	Homo sapiens AIM-1 protein (LOC51157), mRNA
7980	20685		0.55	8.0E-92	11416961	NT	Homo sapiens AIM-1 protein (LOC51157), mRNA
8324	21017	34152	3.91	8.0E-92	LO4193.1	NT	Human lens membrane protein (mp19) gene, exon 11
8324	21017	34153	3.91	8.0E-92	LO4193.1	NT	Human lens membrane protein (mp19) gene, exon 11
8422	21115	34253	0.58	8.0E-92	11426569	NT	Human lens membrane protein (mp19) gene, exon 11
8950	21651	34801	2.82	8.0E-92	AB014511.1	NT	Homo sapiens transcription termination factor, RNA polymerase II (TTF2), mRNA
9925	22573	35771	1.18	8.0E-92	Y13829.1	NT	Homo sapiens mRNA for KIAA0611 protein, partial cds Homo sapiens mRNA for MBNL protein
10707	25397	36636	3.2	8.0E-92	AF074393.1	NT	Homo sapiens nuclear mitogen- and stress-activated protein kinase-1 (MSK1) mRNA, complete cds
11333	24024	37329	1.51	8.0E-92	4503340	NT	Homo sapiens dihydroipoamide S-succinyltransferase (E2 component of 2-oxo-glutarate complex) (DLS1) mRNA
23	12851	25466	1.82	7.0E-92	AB031007.1	NT	Homo sapiens DNA, MHC class I region, 7.1 ancestral haplotype
64	12892	25525	1.01	7.0E-92	M60676.1	NT	Human von Willebrand factor pseudogene corresponding to exons 23 through 34
230	15538	25680	0.87	7.0E-92	AB018301.1	NT	Homo sapiens mRNA for KIAA0758 protein, partial cds
230	15538	25681	0.87	7.0E-92	AB018301.1	NT	Homo sapiens mRNA for KIAA0758 protein, partial cds
577	13357		1.34	7.0E-92	AF007822.1	NT	Homo sapiens cytoplasmic Sepsase truncated isoform mRNA, complete cds
1257	14006	26675	1.99	7.0E-92	4502384	NT	Homo sapiens B-cell CLL/lymphoma 7b (BCL7B) mRNA
2184	14913	27645	2.27	7.0E-92	5031570	NT	Homo sapiens ARP2 (actin-related protein 2, yeast) homolog (ACTR2), mRNA
2184	14913	27646	2.27	7.0E-92	5031570	NT	Homo sapiens ARP2 (actin-related protein 2, yeast) homolog (ACTR2), mRNA
2568	15282	28020	1.46	7.0E-92	AF167706.1	NT	Homo sapiens cytoskeleton-rich repeat-containing protein S52 precursor, mRNA, complete cds
2728	15435	28171	2.2	7.0E-92	6005738	NT	Homo sapiens NRAS-related gene (D1S155E), mRNA
2757	15462	28205	1.23	7.0E-92	AB031007.1	NT	Homo sapiens DNA, MHC class I region, 7.1 ancestral haplotype
3340	17877	28750	1.06	7.0E-92	4507500	NT	Homo sapiens T-cell lymphoma invasion and metastasis 1 (TIAM1) mRNA
3340	17877	28751	1.06	7.0E-92	4507500	NT	Homo sapiens T-cell lymphoma invasion and metastasis 1 (TIAM1) mRNA
4547	17282	29912	2.59	7.0E-92	S71824.1	NT	N-CAM=145 kDa neural cell adhesion molecule [human, small cell lung cancer cell line OS2-R, mRNA, 2980 nt]
4547	17282	29913	2.59	7.0E-92	S71824.1	NT	N-CAM=145 kDa neural cell adhesion molecule [human, small cell lung cancer cell line OS2-R, mRNA, 2980 nt]

Table 4

Single Exon Probes Expressed in Brain

Probe SEQ ID NO:	Exon SEQ ID NO:	ORF SEQ ID NO:	Expression Signal	Most Similar (Top) Hit BLAST E Value	Top Hit Accession No.	Top Hit Database Source	Top Hit Descriptor
4944	17671	30280	0.98	7.0E-92	AL163281.2	NT	Homo sapiens chromosome 21 segment HS21O081
5180	17989	30504	6.05	7.0E-92	AA446206.1	EST_HUMAN	z668d12.r1 Soares_NHT Homo sapiens cDNA clone IMAGE:781175 5'
1982	14928		1.29	5.0E-92	BE390892.1	EST_HUMAN	601283012F1 NIH_MGC_44 Homo sapiens cDNA clone IMAGE:3605018 5'
2768	15473	28215	1.6	3.0E-92	BE909714.1	EST_HUMAN	601501242F1 NIH_MGC_70 Homo sapiens cDNA clone IMAGE:3902939 5'
5786	18577	31508	2.8	3.0E-92	AA378336.1	EST_HUMAN	EST91020 Synovial sarcoma Homo sapiens cDNA 5' end similar to ribosomal protein S13
10694	23355	36594	2.72	3.0E-92	X15904.1	NT	Human mRNA for alpha-actinin
10664	23355	36594	2.72	3.0E-92	X15904.1	NT	Human mRNA for alpha-actinin
24	12852	25467	1.68	2.0E-92	4501898	NT	Homo sapiens activin A receptor, type IIB (ACV2B) mRNA
174	12886	25525	3.57	2.0E-92	11422946	NT	Homo sapiens hypothetical protein dJ462023.2 (DJ462023.2), mRNA
174	12886	25525	3.57	2.0E-92	11422946	NT	Homo sapiens hypothetical protein dJ462023.2 (DJ462023.2), mRNA
732	13506	26162	1.33	2.0E-92	BE299190.1	EST_HUMAN	Homo sapiens hypothetical protein dJ462023.2 (DJ462023.2), mRNA
732	13506	26163	1.33	2.0E-92	BE299190.1	EST_HUMAN	601118337F1 NIH_MGC_17 Homo sapiens cDNA clone IMAGE:3028304 5'
1709	14452		2.22	2.0E-92	S78683.1	NT	601118337F1 NIH_MGC_17 Homo sapiens cDNA clone IMAGE:3028304 5'
1929	14665	27378	2.36	2.0E-92	AI818119.1	EST_HUMAN	[img=mas-related] (human, Genomic, 2416 nt)
1929	14665	27379	2.36	2.0E-92	AI818119.1	EST_HUMAN	wk27d07.x1 NCL_CGAP_Bm25 Homo sapiens cDNA clone IMAGE:2413549 3' similar to TR:Q12844
2041	14776	27504	5.58	2.0E-92	4506860	NT	Q12844 BREAKPOINT CLUSTER REGION PROTEIN ;
2684	16374	28113	19.2	2.0E-92	6912457	NT	wk27d07.x1 NCL_CGAP_Bm25 Homo sapiens cDNA clone IMAGE:2413548 3' similar to TR:Q12844
3600	16353	28992	2.61	2.0E-92	AF231919.1	NT	Q12844 BREAKPOINT CLUSTER REGION PROTEIN ;
3600	16353	28992	2.61	2.0E-92	AF231919.1	NT	Q12844 BREAKPOINT CLUSTER REGION PROTEIN ;
3600	16353	28992	2.61	2.0E-92	AF231919.1	NT	Q12844 BREAKPOINT CLUSTER REGION PROTEIN ;
3674	16427	29088	5.57	2.0E-92	5803180	NT	Homo sapiens stress-induced-phosphoprotein 1 (Hsp70/Hsp90-organizing protein) (STIP1), mRNA
4256	16997	29826	1.23	2.0E-92	M10976.1	NT	Human endogenous retroviral DNA (4-1), complete retroviral segment
4936	17664		2.51	2.0E-92	AL040437.1	EST_HUMAN	DKFZp434C0414_1 434 (synonym: hess3) Homo sapiens cDNA clone DKFZp434C0414 5'
5673	18468	31383	0.64	2.0E-92	AF016535.1	NT	Homo sapiens P-glycoprotein (mdr1) mRNA, complete cds
6209	18984		0.6	2.0E-92	4504756	NT	Homo sapiens Integrin, alpha L (antigen CD11A (p180), lymphocyte function-associated antigen 1; alpha polypeptide) (ITGAL) mRNA
6517	19282	32285	3.03	2.0E-92	AB028991.1	NT	Homo sapiens mRNA for KIAA1068 protein, partial cds
7364	20045		0.61	2.0E-92	U67780.1	NT	Human NPY Y1-like receptor pseudogene mRNA, complete cds
7387	20045		0.78	2.0E-92	U67780.1	NT	Human NPY Y1-like receptor pseudogene mRNA, complete cds
8754	21446	34594	1.69	2.0E-92	AW340174.1	EST_HUMAN	hd02h02.x1 Soares_NFL_T_GBC_S1 Homo sapiens cDNA clone IMAGE:2908371 3' similar to TR:Q0271
10669	23350	36587	4.83	2.0E-92	11434900	NT	O02711 PRO-POL-OUTPASE POLYPROTEIN ;
							Homo sapiens thyroid stimulating hormone receptor (TSHR), mRNA

Page 407 of 536  
Table 4

Single Exon Probes Expressed in Brain

Probe SEQ ID NO:	Exon SEQ ID NO:	ORF SEQ ID NO:	Expression Signal	Most Similar (Top) Hit BLAST E Value	Top Hit Accession No.	Top Hit Database Source	Top Hit Descriptor
10930	23610	36859	1.48	2.0E-92	11434759	NT	Homo sapiens zinc finger protein 188 (ZNF198), mRNA
10978	29663	36808	2.54	2.0E-92	5903103	NT	Homo sapiens male-specific lethal-3 (Drosophila)-like 1 (MSL3L1), mRNA
12439	24809	31046	2.69	2.0E-92	AB029016.1	NT	Homo sapiens mRNA for KIAA1093 protein, partial cds
12697	15374	28113	2.51	2.0E-92	6912457	NT	Homo sapiens calcineurin binding protein 1 (KIAA0330), mRNA
1842	14580	27294	1.13	1.0E-92	R78078.1	EST_HUMAN	y80e08.r1 Soares placenta Nb2HP Homo sapiens cDNA clone IMAGE:145574 5'
1842	14580	27295	1.13	1.0E-92	R78078.1	EST_HUMAN	y80e08.r1 Soares placenta Nb2HP Homo sapiens cDNA clone IMAGE:145574 5'
2066	14798	27525	8.93	1.0E-92	4506688	NT	Homo sapiens ribosomal protein, large, P1 (RPLP1) mRNA
8145	20839	33971	1.29	1.0E-92	BE439626.1	EST_HUMAN	HTM1-288F HTM1 Homo sapiens cDNA
9062	21751	34910	3.82	1.0E-92	AJ380356.1	EST_HUMAN	ig01b02.x1 NCI CGAP CLL1 Homo sapiens cDNA clone IMAGE:2107467 3' similar to SW:PTNF_HUMAN Q16825 PROTEIN-TYROSINE PHOSPHATASE D1 ;contains Alu repetitive element;contains element MER17 repetitive element ;
9062	21751	34911	3.82	1.0E-92	AJ380356.1	EST_HUMAN	ig01b02.x1 NCI CGAP CLL1 Homo sapiens cDNA clone IMAGE:2107467 3' similar to SW:PTNF_HUMAN Q16825 PROTEIN-TYROSINE PHOSPHATASE D1 ;contains Alu repetitive element;contains element MER17 repetitive element ;
2023	14758	27487	3	9.0E-93	AU121681.1	EST_HUMAN	AU121681 MAMMA1 Homo sapiens cDNA clone MAMMA1000738 5'
2035	14770		5.48	9.0E-93	AA316723.1	EST_HUMAN	EST188414 HCC cell line (metastasis to liver in mouse) II Homo sapiens cDNA 5' end similar to ribosomal protein L29
2653	15363		1.45	9.0E-93	AF223391.1	NT	Homo sapiens calcium channel alpha1E subunit (CACNA1E) gene, exons 7-49, and partial cds, alternatively spliced
3602	16355	28995	1.11	9.0E-93	BE388571.1	EST_HUMAN	607281867F1 NIH_MGC_44 Homo sapiens cDNA clone IMAGE:3603832 5'
11645	24242	32112	0.58	8.0E-93	AW014042.1	EST_HUMAN	Homo sapiens ribosomal protein L10a (RPL10A), mRNA
6351	19121	32113	0.58	8.0E-93	AW014042.1	EST_HUMAN	UI-H-B10-eah-h-06-0-U1.s1 NCI CGAP_Sub1 Homo sapiens cDNA clone IMAGE:2709371 3'
6496	19262	32263	2.51	8.0E-93	BF036364.1	EST_HUMAN	UI-H-B10-eah-h-06-0-U1.s1 NCI CGAP_Sub1 Homo sapiens cDNA clone IMAGE:2709371 3'
239	13048	25687	9.92	7.0E-93	AF231919.1	NT	601400521F1 NIH_MGC_86 Homo sapiens cDNA clone IMAGE:3863908 5'
3073	15639	28492	0.94	6.0E-93	AB033093.1	NT	Homo sapiens chromosome 21 unknown mRNA
6581	19344	32358	1.02	6.0E-93	AF095771.1	NT	Homo sapiens T-cell lymphoma invasion and metastasis 1 (TIAM1), mRNA
6817	19478	32501	1.12	6.0E-93	AF095771.1	NT	Homo sapiens mRNA for KIAA1267 protein, partial cds
1359	14107	26782	3.51	5.0E-93	AB014511.1	NT	Homo sapiens PTH-responsive osteocalcin B1 protein (B1) mRNA, complete cds
1386	14133	26807	7.28	5.0E-93	AJ674184.1	EST_HUMAN	Homo sapiens mRNA for KIAA0611 protein, partial cds
1386	14133	26808	7.28	5.0E-93	AJ674184.1	EST_HUMAN	wc09c08.x1 NCI CGAP_Pr28 Homo sapiens cDNA clone IMAGE:2314670 3'
3227	15990	28643	2.98	5.0E-93	X04201.1	NT	wc09c08.x1 NCI CGAP_Pr28 Homo sapiens cDNA clone IMAGE:2314670 3'
5710	18503	31425	1.01	5.0E-93	M22878.1	NT	Human skeletal muscle 1.3 kb mRNA for tropomyosin
							Human somatic cytochrome c (HC1) processed pseudogene, complete cds

Page 408 of 536  
Table 4

Single Exon Probes Expressed in Brain

Probe SEQ ID NO:	Exon SEQ ID NO:	ORF SEQ ID NO:	Expression Signal	Most Similar (Top) Hit BLAST E Value	Top Hit Accession No.	Top Hit Database Source	Top Hit Descriptor
6018	18799		1.02	5.0E-03	AF045555.1	NT	Homo sapiens wbscr1 (WBSOCR1) and wbscr5 (WBSOCR5) genes, complete cds, alternatively spliced and replication factor C subunit 2 (RFC2) gene, complete cds
7614	20280	33388	3.6	5.0E-03	AF067136.1	NT	alternatively spliced product
8503	21195	34338	1	5.0E-03	4557526	NT	Homo sapiens discs, large (Drosophila) homolog 2 (chapsyn-110) (DLG2) mRNA
8503	21195	34339	1	5.0E-03	4557526	NT	Homo sapiens discs, large (Drosophila) homolog 2 (chapsyn-110) (DLG2) mRNA
8623	22176	35360	2.16	5.0E-03	AF274863.1	NT	Homo sapiens secretory pathway component Sec31B-1 mRNA, alternatively spliced, complete cds
9707	22358	35554	1.25	5.0E-03	5032156	NT	Homo sapiens TAR (HIV) RNA-binding protein 1 (TARBP1) mRNA
8970	22618	35821	1.9	5.0E-03	AF069313.2	NT	Homo sapiens WSB1 protein (WSB1) mRNA, complete cds
10727	23416	36656	2.25	5.0E-03	11439599	NT	Homo sapiens nucleobindin 2 (NUCB2), mRNA
12343	25052	30959	2.15	5.0E-03	11417877	NT	Homo sapiens gamma-glutamyltransferase 1 (GGT1), mRNA
12805	25052	30959	1.44	5.0E-03	11417877	NT	Homo sapiens gamma-glutamyltransferase 1 (GGT1), mRNA
86	12912		6.52	4.0E-03	AA459833.1	EST_HUMAN	z60e09.s1 Soares_teslis_NHT Homo sapiens cDNA clone IMAGE:795688 3' similar to SW:CLPA_RAT P3797 CALPONIN, ACIDIC ISOFORM ;
432	13218	25863	1.39	4.0E-03	4567879	NT	Homo sapiens interferon gamma receptor 1 (IFNGR1) mRNA
432	13218	25864	1.39	4.0E-03	4567879	NT	Homo sapiens interferon gamma receptor 1 (IFNGR1) mRNA
755	13527	26186	1.67	4.0E-03	7657454	NT	Homo sapiens pescadillo (zebrafish) homolog 1, containing BRCT domain (PES1), mRNA
755	13527	26187	1.67	4.0E-03	7657454	NT	Homo sapiens pescadillo (zebrafish) homolog 1, containing BRCT domain (PES1), mRNA
1160	13914	26577	1.53	4.0E-03	8923658	NT	Homo sapiens hypodermal protein FLJ20731 (FLJ20731), mRNA
1970	14706	27424	4.3	4.0E-03	AF047677.1	NT	Homo sapiens dystrophin (DMD) gene, deletion breakpoints 1-3 in Intron 5
2241	14969	27707	0.98	4.0E-03	AF157476.1	NT	Homo sapiens DNA polymerase zeta catalytic subunit (REV3) mRNA, complete cds
2397	15118	27855	1.65	4.0E-03	AL163301.2	NT	Homo sapiens chromosome 21 segment HS21C101
3553	16308	28958	0.73	4.0E-03	7705396	NT	Homo sapiens tumor antigen SLP-8p (HCC8), mRNA
4026	16771	29403	1.67	4.0E-03	4504654	NT	Homo sapiens interleukin 18 receptor 1 (IL18R1) mRNA
5557	18354	31254	4.9	4.0E-03	T46864.1	EST_HUMAN	y694c12.r1 Stratagene liver (#937224) Homo sapiens cDNA clone IMAGE:78638 5' similar to similar to SP:A44391 A44391 SERUM RESPONSE ELEMENT-BINDING PROTEIN SRE-ZBP - HUMAN .
11078	23748	37023	6.17	4.0E-03	AV692051.1	EST_HUMAN	AV692051 GKC Homo sapiens cDNA clone GKCDRF07 5'
3643	16396	29035	7.35	3.0E-03	BF690630.1	EST_HUMAN	602246554F1 NIH_MGC_62 Homo sapiens cDNA clone IMAGE:4332036 5'
3643	16396	29036	7.35	3.0E-03	BF690630.1	EST_HUMAN	602246554F1 NIH_MGC_62 Homo sapiens cDNA clone IMAGE:4332036 5'
4210	16951		1.31	3.0E-03	AF225896.1	NT	Homo sapiens tensin mRNA, complete cds
5697	18491	31412	0.79	3.0E-03	A1558853.1	EST_HUMAN	in289g03.x1 NCI_CGAP_Brn26 Homo sapiens cDNA clone IMAGE:2169076 3'
5697	18491	31413	0.79	3.0E-03	A1553853.1	EST_HUMAN	fr228g03.x1 NCI_CGAP_Brn26 Homo sapiens cDNA clone IMAGE:2169076 3'

Page 409 of 536  
Table 4

Single Exon Probes Expressed in Brain

Probe SEQ ID NO:	Exon SEQ ID NO:	ORF SEQ ID NO:	Expression Signal	Most Similar (Top) Hit BLAST E Value	Top Hit Accession No.	Top Hit Database Source	Top Hit Descriptor
6468	19235	32236	1.21	3.0E-93	11426182	NT	Homo sapiens GCN5 (general control of amino-acid synthesis, yeast, homolog)-like 2 (GCN5L2), mRNA
10703	23394	36631	4.27	3.0E-93	A1824829.1	EST_HUMAN	wb02d05.x1 NCI_CGAP_GC6 Homo sapiens cDNA clone IMAGE:2304489 3'
185	12998	26637	7.61	2.0E-93	AB015610.1	NT	Chlorocebus aethiops mRNA for ribosomal protein S4X, complete cds
185	12998	25638	7.51	2.0E-93	AB015610.1	NT	Chlorocebus aethiops mRNA for ribosomal protein S4X, complete cds
315	13119	25758	9.36	2.0E-93	AL163285.2	NT	Homo sapiens chromosome 21 segment HS21C085
316	13119	25758	9.48	2.0E-93	AL163285.2	NT	Homo sapiens chromosome 21 segment HS21C085
1610	14957	27046	1.33	2.0E-93	AF225696.1	NT	Homo sapiens tensin mRNA, complete cds
2126	14857	27587	1.33	2.0E-93	U40763.1	NT	Human Clk-associated RS cyclophilin CARS-Cyp mRNA, complete cds
2490	15207	27949	1.66	2.0E-93	BE262882.1	EST_HUMAN	601117686F1 NIH_MGC_16 Homo sapiens cDNA clone IMAGE:3358220 5'
5332	18135	30784	5.42	2.0E-93	AW984385.1	EST_HUMAN	EST376498 MAGE resequences, MAGE-H Homo sapiens cDNA
5342	18145	30824	0.66	2.0E-93	4758153	NT	Homo sapiens deafness, autosomal dominant 5 (DFNA5), mRNA
5455	18254		1.04	2.0E-93	BF351459.1	EST_HUMAN	QV3-HT0513-290300-126-h04 HT0513 Homo sapiens cDNA
5550	18347	31256	1.13	2.0E-93	11430039	NT	Homo sapiens hypothetical protein (LOC51318), mRNA
5665	18362	31270	0.65	2.0E-93	U74913.1	EST_HUMAN	HSU74913 Human chromosome 14 Homo sapiens cDNA clone 1-86
6584	19347		1.1	2.0E-93	AW502002.1	EST_HUMAN	UJ-HF-BNO-aks-g-09-0-UJ.1 NIH_MGC_50 Homo sapiens cDNA clone IMAGE:3078329 5'
11014	23886	36946	1.27	2.0E-93	AV721846.1	EST_HUMAN	AV721846 HTB Homo sapiens cDNA clone HTBAUB04 5'
11014	23886	36947	1.27	2.0E-93	AV721846.1	EST_HUMAN	AV721846 HTB Homo sapiens cDNA clone HTBAUB04 5'
12233	24868		2.84	2.0E-93	AA126735.1	EST_HUMAN	z129c10.s1 Scores pregnant uterus_NbHPU Homo sapiens cDNA clone IMAGE:503346 3'
12314	24736		2.17	2.0E-93	L41825.1	NT	Homo sapiens CYP17 gene, 5' end
12571	24999		10.79	2.0E-93	BF035327.1	EST_HUMAN	601458531F1 NIH_MGC_66 Homo sapiens cDNA clone IMAGE:3862086 5'
101	12927	25684	2.29	1.0E-93	AF238997.1	NT	Homo sapiens CTR1 pseudogene
101	12927	25665	2.28	1.0E-93	AF238997.1	NT	Homo sapiens CTR1 pseudogene
505	13289	25923	4.25	1.0E-93	7687016	NT	Homo sapiens CTR1 pseudogene
588	13366	25994	4.57	1.0E-93	A1146755.1	EST_HUMAN	Homo sapiens CTR1 pseudogene
852	13622	26292	8.91	1.0E-93	D87675.1	NT	Homo sapiens DNA for amyloid precursor protein, complete cds
1144	13899	26580	2.9	1.0E-93	4503872	NT	Homo sapiens glutamate decarboxylase 1 (brain, 67kD) (GAD1), transcript variant GAD67, mRNA
1215	13965	26632	7.65	1.0E-93	8923270	NT	Homo sapiens hypothetical protein FLJ20291 (FLJ20291), mRNA
1216	13965	26633	7.65	1.0E-93	8923270	NT	Homo sapiens hypothetical protein FLJ20291 (FLJ20291), mRNA
1322	14071	26744	1.5	1.0E-93	AB046783.1	NT	Homo sapiens mRNA for KIAA1563 protein, partial cds
1324	14073	26748	0.99	1.0E-93	AF167706.1	NT	Homo sapiens cysteine-rich repeat-containing protein S62 precursor, mRNA, complete cds
2337	15061	27798	1.33	1.0E-93	AF231981.1	NT	Homo sapiens long chain polyunsaturated fatty acid elongation enzyme (HELO1) mRNA, complete cds

Page 410 of 536  
Table 4

Single Exon Probes Expressed in Brain

Probe SEQ ID NO:	Exon SEQ ID NO:	ORF SEQ ID NO:	Expression Signal	Most Similar (Top) Hit BLAST E Value	Top Hit Accession No.	Top Hit Database Source	Top Hit Descriptor
2468	15184	27924	1.7	1.0E-93	AF05068.1	NT	Homo sapiens MHC class I region
2511	15228		0.96	1.0E-93	AL137200.1	NT	Novel human gene mapping to chromosome 1
2825	14022	26689	1.47	1.0E-93	BE297369.1	EST_HUMAN	601177866F1 NIH_MGC_17 Homo sapiens cDNA clone IMAGE:3532965 5'
2825	14022	26690	1.47	1.0E-93	BE297369.1	EST_HUMAN	601177866F1 NIH_MGC_17 Homo sapiens cDNA clone IMAGE:3532965 5'
2834	15700	28349	7.48	1.0E-93	D87675.1	NT	Homo sapiens DNA for amyloid precursor protein, complete cds
3210	15973		1.27	1.0E-93	AF231981.1	NT	Homo sapiens long chain polyunsaturated fatty acid elongation enzyme (HELO1) mRNA, complete cds
4395	17132	28763	2.6	1.0E-93	AL163284.2	NT	Homo sapiens chromosome 21 segment HS21C084
5479	18278	31173	2.38	1.0E-93	U78509.1	NT	Homo sapiens glucocorticoid receptor (GRL) gene, intron D, exon 5, and intron E
5479	18278	31174	2.38	1.0E-93	U78509.1	NT	Homo sapiens glucocorticoid receptor (GRL) gene, intron D, exon 5, and intron E
5678	18472	31389	0.96	1.0E-93	AF227198.1	NT	Homo sapiens candidiate taste receptor 12R14 gene, complete cds
5826	18614	31546	10.32	1.0E-93	4557792	NT	Homo sapiens neurofibromin 1 (neurofibromatosis, von Recklinghausen disease, Watson disease) (NF1) mRNA
6104	18882	31850	1.4	1.0E-93	7682241	NT	Homo sapiens KIAA0672 gene product (KIAA0672), mRNA
6694	19611	32650	2.01	1.0E-93	11431590	NT	Homo sapiens protein kinase C, beta 1 (PRKCB1), mRNA
7150	19837	32807	3.49	1.0E-93	D42072.1	NT	Human mRNA for NF1 N-isoform-exon11, complete cds
8158	20862	33984	2.54	1.0E-93	Y10183.1	NT	Homo sapiens mRNA for KIAA1411 protein, partial cds
8441	21133	34269	1.2	1.0E-93	AF182032.1	NT	H. sapiens mRNA for MEMD protein
8547	21239	34382	1.38	1.0E-93	AF182032.1	NT	Homo sapiens protein kinase inhibitor gamma (PKIG) mRNA, complete cds
9352	20423	33542	1.79	1.0E-93	AB040918.1	NT	Homo sapiens mRNA for KIAA1485 protein, partial cds
9366	20427	33546	1.26	1.0E-93	AF091395.1	NT	Homo sapiens Trio isoform mRNA, complete cds
9488	22141	36319	8.29	1.0E-93	X13474.1	NT	Human PreA4 gene for Alzheimer's disease A4 amyloid protein precursor (exon 9)
9488	22141	35320	8.29	1.0E-93	X13474.1	NT	Human PreA4 gene for Alzheimer's disease A4 amyloid protein precursor (exon 9)
9625	22278	35467	0.79	1.0E-93	AL049801.1	NT	Novel human gene mapping to chromosome 13, similar to rat RhoGAP
10045	22693	35910	0.62	1.0E-93	11433846	NT	Homo sapiens ryanodine receptor 3 (RYR3), mRNA
12487	24846		1.84	1.0E-93	AJ230125.1	NT	Homo sapiens GGT1 gene, exon 1
12566	24896		2.64	1.0E-93	11417856	NT	Homo sapiens glutathione S-transferase theta 2 (GSTT2), mRNA
12739	25391		1.49	1.0E-93	AF240786.1	NT	Homo sapiens glutathione S-transferase theta 1 (GSTT1) and glutathione S-transferase theta 2 (GSTT2) genes, complete cds
10492	23138		1.03	8.0E-94	AL163209.2	NT	Homo sapiens chromosome 21 segment HS21C009
3944	16694	29333	1.63	6.0E-94	AF142482.1	NT	Homo sapiens transcription enhancer factor-5 mRNA, complete cds
5283	18086	30747	4.23	5.0E-94	AB014512.1	NT	Homo sapiens mRNA for KIAA0612 protein, partial cds
5283	18088	30748	4.23	5.0E-94	AB014512.1	NT	Homo sapiens mRNA for KIAA0612 protein, partial cds
5937	18739	31698	4.22	5.0E-94	AA72434.1	EST_HUMAN	Homo sapiens cDNA clone IMAGE:409594 3'



Page 411 of 536  
Table 4  
Single Exon Probes Expressed in Brain

Probe SEQ ID NO:	Exon SEQ ID NO:	ORF SEQ ID NO:	Expression Signal	Most Similar (Top) Hit BLAST E Value	Top Hit Accession No.	Top Hit Database Source	Top Hit Descriptor
6910	19848	32693	1.29	5.0E-94	AI015800.1	EST_HUMAN	cl83d05.s1 Soares_total_fetus_NB2HF8_9w Homo sapiens cDNA clone IMAGE:1623369 3'
8537	21229	34371	1.11	5.0E-94	BF529115.1	EST_HUMAN	602042163F1 NCI_CGAP_Brn67 Homo sapiens cDNA clone IMAGE:4180023 5'
12209	25394	30619	9.99	5.0E-94	T83398.1	EST_HUMAN	yc98b04.s1 Soares fetal liver spleen 1N1LS Homo sapiens cDNA clone IMAGE:116239 3'
12756	25017		1.5	5.0E-94	D25217.2	NT	Homo sapiens mRNA for KIAA0027 protein, partial cds
12761	25021		1.86	5.0E-94	9588724	NT	Homo sapiens cleavage and polyadenylation specific factor 1, 160kD subunit (CPSF1), mRNA
1834	14573		2.64	4.0E-94	LO5094.1	NT	Homo sapiens ribosomal protein L27 mRNA, complete cds
2662	16372	28111	0.92	4.0E-94	4506008	NT	Homo sapiens protein phosphatase 1, regulatory subunit 10 (PPP1R10) mRNA
3661	16414	29053	1.38	4.0E-94	AW197851.1	EST_HUMAN	xt89f12.x1 Soares_NFL_T_GBC_S1 Homo sapiens cDNA clone IMAGE:2701679 3'
3661	16414	29054	1.38	4.0E-94	AW197851.1	EST_HUMAN	xt89f12.x1 Soares_NFL_T_GBC_S1 Homo sapiens cDNA clone IMAGE:2701679 3'
4689	17403	30038	2.87	4.0E-94	AI591312.1	EST_HUMAN	hw11f10.x1 NCI_CGAP_Brn62 Homo sapiens cDNA clone IMAGE:2259403 3' similar to TR:Q16265 Q16266 PROTEIN TYROSINE PHOSPHATASE ;
6376	19145	32143	1.82	4.0E-94	11440670	NT	Homo sapiens solute carrier family 22 (organic cation transporter), member 1-like (SLC22A1L), mRNA
6376	19145	32144	1.82	4.0E-94	11440670	NT	Homo sapiens solute carrier family 22 (organic cation transporter), member 1-like (SLC22A1L), mRNA
6812	19473		1.18	4.0E-94	L27386.1	NT	Homo sapiens huntingtin (HD) gene, exon 37
11431	23198	36429	1.5	4.0E-94	11545792	NT	Homo sapiens hypothetical protein FLJ12455 (FLJ12455), mRNA
597	13375	26005	1.44	3.0E-94	AB022785.1	NT	Homo sapiens ASH2L gene, complete cds, similar to Drosophila ash2 gene
704	13479	26127	0.88	3.0E-94	4502508	NT	Homo sapiens complement component 5 (C5) mRNA
1733	14476	27173	1.19	3.0E-94	AF167706.1	NT	Homo sapiens cysteine-rich repeat-containing protein S52 precursor, mRNA, complete cds
1765	14507	27208	2.61	3.0E-94	4557566	NT	Homo sapiens cysteine-rich repeat-containing protein S52 precursor, mRNA, complete cds
2073	14805	27534	1.27	3.0E-94	11427779	NT	Homo sapiens E1A binding protein p300 (EP300) mRNA
2073	14805	27535	1.27	3.0E-94	11427779	NT	Homo sapiens E1A binding protein p300 (EP300) mRNA
4166	16906	28534	0.83	3.0E-94	AA464805.1	EST_HUMAN	Homo sapiens hepatic leukemia factor (HLF), mRNA
5595	18390	31301	3.41	3.0E-94	11492688	NT	Homo sapiens zinc finger protein 277 (ZNF277), mRNA
6059	18639	31800	1.33	3.0E-94	AB011536.1	NT	Homo sapiens mRNA for MEGF2, partial cds
6360	19130	32125	4	3.0E-94	11526228	NT	Homo sapiens chromosome 21 open reading frame 18 (C21ORF18), mRNA
7686	20369	33473	1.7	3.0E-94	4828863	NT	Homo sapiens neuronal cell adhesion molecule (NRCAM) mRNA
8098	20792	33923	1.18	3.0E-94	AF152309.1	NT	Homo sapiens protocadherin alpha 13 (PCDH-alpha13) mRNA, complete cds
8486	21178	34322	4.35	3.0E-94	AB014579.1	NT	Homo sapiens mRNA for KIAA0679 protein, partial cds
9402	22145	36326	5.23	3.0E-94	AF087942.1	NT	Homo sapiens glycogenin-1L mRNA, complete cds
11043	23713	36983	3.26	3.0E-94	4757821	NT	Homo sapiens axonal transport of synaptic vesicles (ATSV) mRNA
11679	24274	37596	1.94	3.0E-94	U26711.1	NT	Human cbl-b truncated form 1 lacking leucine zipper mRNA, complete cds

Single Exon Probes Expressed in Brain

Probe SEQ ID NO:	Exon SEQ ID NO:	ORF SEQ ID NO:	Expression Signal	Most Similar (Top) Hit BLAST E Value	Top Hit Accession No.	Top Hit Database Source	Top Hit Descriptor
9653	22305	35501	0.7	2.0E-94	A1910393.1	EST_HUMAN	w130h11.x1 NCI_CGAP_Co16 Homo sapiens cDNA clone IMAGE:2391813 3'
9653	22305	35502	0.7	2.0E-94	A1910393.1	EST_HUMAN	w130h11.x1 NCI_CGAP_Co16 Homo sapiens cDNA clone IMAGE:2391813 3'
144	12959	28601	1.94	1.0E-94	BE295714.1	EST_HUMAN	601175762F1 NIH_MGC_17 Homo sapiens cDNA clone IMAGE:3531038 5'
3086	15851	28492	2.07	1.0E-94	BE253433.1	EST_HUMAN	601111696F1 NIH_MGC_16 Homo sapiens cDNA clone IMAGE:3352559 5'
3086	15851	28493	2.07	1.0E-94	BE253433.1	EST_HUMAN	601111696F1 NIH_MGC_16 Homo sapiens cDNA clone IMAGE:3352559 5'
4326	17065	28694	1.7	1.0E-94	9506692	NT	Homo sapiens hypothetical protein (FLJ20746), mRNA
5982	18763	31727	0.64	1.0E-94	AE000269.1	NT	Escherichia coli K-12 MG1685 section 169 of 400 of the complete genome
6173	18950	31922	0.73	1.0E-94	AL040518.1	EST_HUMAN	DKFZp434G0314.1 434 (synonym: htes3) Homo sapiens cDNA clone DKFZp434G0314.6'
6182	18959	31933	0.72	1.0E-94	H08270.1	EST_HUMAN	y187f02.t1 Soares infant brain INIB Homo sapiens cDNA clone IMAGE:45053 5'
6426	19194	32190	0.58	1.0E-94	AV726992.1	EST_HUMAN	AV726992 HTC Homo sapiens cDNA clone HTCBEF05 5'
8012	20707	33836	0.63	1.0E-94	AL163204.2	NT	Homo sapiens chromosome 21 segment HS21C004
8012	20707	33837	0.63	1.0E-94	AL163204.2	NT	Homo sapiens chromosome 21 segment H521C004
9155	21886	35054	2.76	1.0E-94	11428710	NT	Homo sapiens paired box gene 5 (beta-cell lineage specific activator protein) (PAX5), mRNA
9687	22339	35633	2.04	1.0E-94	BE780478.1	EST_HUMAN	601468748F1 NIH_MGC_67 Homo sapiens cDNA clone IMAGE:3872099 5'
11000	23673	36929	3.08	1.0E-94	U66590.1	NT	Homo sapiens IL-1 receptor antagonist IL-1Ra (IL-1RN) gene, alternatively spliced forms, complete cds
11288	23949	37245	2.82	1.0E-94	A1272244.1	EST_HUMAN	ep22e02.x1 Schiller oligodendroglioma Homo sapiens cDNA clone IMAGE:1956122 3' similar to TR:Q62845
11754	24345	37675	1.72	1.0E-94	11418871	NT	Q62845 NEURAL CELL ADHESION PROTEIN BIG-2 PRECURSOR.1
12330	12959	25601	1.45	1.0E-94	BE295714.1	EST_HUMAN	Homo sapiens KIAA0164 gene product (KIAA0164), mRNA
12608	12959	25601	1.51	1.0E-94	BE295714.1	EST_HUMAN	601175762F1 NIH_MGC_17 Homo sapiens cDNA clone IMAGE:3531038 5'
1459	14206	26892	1.93	9.0E-95	AF027302.1	NT	601175762F1 NIH_MGC_17 Homo sapiens cDNA clone IMAGE:3531038 5'
3163	15916	28581	1.45	9.0E-95	7662027	NT	Homo sapiens TNF-alpha stimulated ABC protein (ABC50) mRNA, complete cds
3183	15916	28582	1.45	9.0E-95	7662027	NT	Homo sapiens KIAA0255 gene product (KIAA0255), mRNA
5320	18123	30781	1.33	9.0E-95	X82569.1	NT	Homo sapiens KIAA0255 gene product (KIAA0255), mRNA
6320	18123	30782	1.33	9.0E-95	X82569.1	NT	Homo sapiens KIAA0255 gene product (KIAA0255), mRNA
8150	20844	33974	1.77	9.0E-95	AF274753.1	NT	Homo sapiens glyT1 gene (exons 1c and 2)
4499	17235	29866	3.18	8.0E-95	A1700988.1	EST_HUMAN	M.musculus glyT1 gene (exons 1c and 2)
4499	17235	29867	3.18	8.0E-95	A1700988.1	EST_HUMAN	M.musculus glyT1 gene (exons 1c and 2)
6849	19549	32579	0.76	8.0E-95	11419376	NT	Homo sapiens progressive ankylosis-like protein (ANK) mRNA, complete cds
7141	19828	32897	1.76	8.0E-95	11428529	NT	Homo sapiens progressive ankylosis-like protein (ANK) mRNA, complete cds
7141	19828	32899	1.76	8.0E-95	11428529	NT	Homo sapiens progressive ankylosis-like protein (ANK) mRNA, complete cds
							we09e04.x1 NCI_CGAP_Lu24 Homo sapiens cDNA clone IMAGE:2340606 3' similar to gb:K00558
							TUBULIN ALPHA-1 CHAIN (HUMAN);
							we09e04.x1 NCI_CGAP_Lu24 Homo sapiens cDNA clone IMAGE:2340606 3' similar to gb:K00558
							TUBULIN ALPHA-1 CHAIN (HUMAN);
							we09e04.x1 NCI_CGAP_Lu24 Homo sapiens cDNA clone IMAGE:2340606 3' similar to gb:K00558
							TUBULIN ALPHA-1 CHAIN (HUMAN);
							Homo sapiens proteasome (prosome, macropain) 26S subunit, non-ATPase, 11 (PSMD11), mRNA
							Homo sapiens proteasome (prosome, macropain) 26S subunit, non-ATPase, 11 (PSMD11), mRNA

Page 413 of 536  
Table 4

Single Exon Probes Expressed In Brain

Probe SEQ ID NO:	Exon SEQ ID NO:	ORF SEQ ID NO:	Expression Signal	Most Similar (Top) Hit BLAST E Value	Top Hit Accession No.	Top Hit Database Source	Top Hit Descriptor
8097	20791	33922	1.97	8.0E-95	AF032897.1	NT	Homo sapiens potassium channel subunit (HERG-3) mRNA, complete cds
8265	22019	35187	2	8.0E-95	11420944	NT	Homo sapiens KIAA0255 gene product (KIAA0255), mRNA
8265	22019	35188	2	8.0E-95	11420944	NT	Homo sapiens KIAA0255 gene product (KIAA0255), mRNA
9748	22399	35604	3.1	8.0E-95	5174644	NT	Homo sapiens proline dehydrogenase (proline oxidase) (PRODH) mRNA
9779	22430		2.94	8.0E-95	AB037816.1	NT	Homo sapiens mRNA for KIAA1395 protein, partial cds
10135	22783	35994	0.8	8.0E-95	9845523	NT	Homo sapiens early growth response 2 (Krox-20 (Drosophila) homolog) (EGR2), mRNA
10613	23307	36546	1.3	8.0E-95	AF112152.1	NT	Homo sapiens developmental arteries and neural crest EGF-like protein mRNA, complete cds
11466	24059	37377	1.86	8.0E-95	10364024	NT	Homo sapiens HCF-binding transcription factor Zhangfai (ZF), mRNA
12535	24879		12.4	8.0E-95	AA629058.1	EST_HUMAN	zU84b01.s1 Soares_tesitis_NHT Homo sapiens cDNA clone IMAGE:744649 3' similar to contains L1.t1 L1 repetitive element;
269	13077	25718	32.81	7.0E-95	D87675.1	NT	Homo sapiens DNA for amyloid precursor protein, complete cds
269	13077	25719	32.81	7.0E-95	D87675.1	NT	Homo sapiens DNA for amyloid precursor protein, complete cds
4333	17072	29701	5.18	7.0E-95	M95708.1	NT	Homo sapiens Ly-6-like protein (CD59) mRNA, complete cds
4380	17117		1.3	7.0E-95	AL163245.2	NT	Homo sapiens chromosome 21 segment HS21C046
9117	21805	34971	1.31	4.0E-95	BE439825.1	EST_HUMAN	HTM1-288F HTM1 Homo sapiens cDNA
5356	18159	30842	1.58	3.0E-95	BF526041.1	EST_HUMAN	502071146F1 NCL_CGAP_Brn64 Homo sapiens cDNA clone IMAGE:4214147 5'
5688	25071	31294	0.83	3.0E-95	4603354	NT	Homo sapiens dedicator of cyto-kinesis 1 (DOCK1) mRNA
7268	19952	33027	1.51	3.0E-95	AW958121.1	EST_HUMAN	EST370191 MAGE resequences, MAGE Homo sapiens cDNA
7268	19952	33028	1.51	3.0E-95	AW958121.1	EST_HUMAN	EST370191 MAGE resequences, MAGE Homo sapiens cDNA
8278	20972	34113	0.55	3.0E-95	AW157233.1	EST_HUMAN	au63b08.x1 Schneider fetal brain 00004 Homo sapiens cDNA clone IMAGE:2763789 3' similar to TR:O60463 O60463 TYPE-2 PHOSPHATIDIC ACID PHOSPHOHYDROLASE. [1];
8278	20972	34114	0.55	3.0E-95	AW157233.1	EST_HUMAN	au63b08.x1 Schneider fetal brain 00004 Homo sapiens cDNA clone IMAGE:2763789 3' similar to TR:O60463 O60463 TYPE-2 PHOSPHATIDIC ACID PHOSPHOHYDROLASE. [1];
9255	21834	35107	1.89	3.0E-95	7662289	NT	Homo sapiens KIAA0763 gene product (KIAA0763), mRNA
9255	21834	35108	1.89	3.0E-95	7662289	NT	Homo sapiens KIAA0763 gene product (KIAA0763), mRNA
9647	22289	35495	0.73	3.0E-95	BF213446.1	EST_HUMAN	601845212F1 NIH_MGC_95 Homo sapiens cDNA clone IMAGE:4070451 6'
10792	23475	38716	1.49	3.0E-95	R93190.1	EST_HUMAN	yp87g11.r1 Soares fetal liver spleen 1NFLS Homo sapiens cDNA clone IMAGE:194468 5'
1639	14385	27072	2.31	2.0E-95	7662027	NT	Homo sapiens KIAA0255 gene product (KIAA0255), mRNA
1639	14385	27073	2.31	2.0E-95	7662027	NT	Homo sapiens KIAA0255 gene product (KIAA0255), mRNA
1934	14669	27384	2.51	2.0E-95	4507512	NT	Homo sapiens tissue inhibitor of metalloproteinase 3 (Sorsby fundus dystrophy, pseudoinflammatory) (TIMP3) mRNA
1937	14672	27388	1.92	2.0E-95	BE393873.1	EST_HUMAN	601312161F1 NIH_MGC_44 Homo sapiens cDNA clone IMAGE:3658862 5'
2426	15147	27880	2.22	2.0E-95	5453665	NT	Homo sapiens G protein-coupled receptor 19 (GPR19) mRNA
2426	15147	27881	2.22	2.0E-95	5453665	NT	Homo sapiens G protein-coupled receptor 19 (GPR19) mRNA

Table 4

Single Exon Probes Expressed in Brain

Probe SEQ ID NO:	Exon SEQ ID NO:	ORF SEQ ID NO:	Expression Signal	Most Similar (Top) Hit BLAST E Value	Top Hit Accession No.	Top Hit Database Source	Top Hit Descriptor
2468	16186	27925	3.28	2.0E-95	AF240786.1	NT	Homo sapiens glutathione S-transferase theta 2 (GSTT2) and glutathione S-transferase theta 1 (GSTT1) genes, complete cds
2517	15233	27973	1.85	2.0E-95	4768423	NT	Homo sapiens glycine cleavage system protein H (aminomethyl carrier) (GCSH) mRNA
3155	15918	28564	1.86	2.0E-95	AF015462.1	NT	Homo sapiens Usurpin-gamma mRNA, complete cds
3652	16307	28956	3.07	2.0E-95	7705900	NT	Homo sapiens unconventional myosin-15 (LOC51168), mRNA
3552	16307	28957	3.07	2.0E-95	7705900	NT	Homo sapiens unconventional myosin-15 (LOC51168), mRNA
3605	16358	28988	1.29	2.0E-95	AB037807.1	NT	Homo sapiens mRNA for KIAA1386 protein, partial cds
3732	16485	29122	0.68	2.0E-95	AI280284.1	EST_HUMAN	qim01c02.x1 Soares_NhhMPu_S1 Homo sapiens cDNA clone IMAGE:1880546 3' similar to WP:123G7.4 CE03705 ;
4328	17087	29695	1.32	2.0E-95	7657185	NT	Homo sapiens hypothetical protein (HS922B1A), mRNA
4978	17701	30308	2.72	2.0E-95	7661979	NT	Homo sapiens KIAA0187 gene product (KIAA0187), mRNA
5392	18182	30884	4.21	2.0E-95	7705764	NT	Homo sapiens CGI-48 protein (LOC51096), mRNA
5392	18182	30885	4.21	2.0E-95	7705764	NT	Homo sapiens CGI-48 protein (LOC51096), mRNA
5611	18407	31319	1.27	2.0E-95	11225608	NT	Homo sapiens angiotensin I converting enzyme (peptidyl-dipeptidase A) 2 (ACE2), mRNA
5611	18407	31320	1.27	2.0E-95	11225608	NT	Homo sapiens angiotensin I converting enzyme (peptidyl-dipeptidase A) 2 (ACE2), mRNA
5651	18446	31360	0.7	2.0E-95	11525883	NT	Homo sapiens membrane protein, palmitoylated 3 (MAGUK p55 subfamily member 3) (MPP3), mRNA
6051	18831	31794	5.04	2.0E-95	M59724.1	NT	Human muscle-type phosphofructokinase (PFK-M) gene, exon 7
6358	19128	32122	1.16	2.0E-95	11427182	NT	Homo sapiens transcription factor 2, hepatic; LF-B3; variant hepatic nuclear factor (TCF2), mRNA
6358	19128	32123	1.16	2.0E-95	11427182	NT	Homo sapiens transcription factor 2, hepatic; LF-B3; variant hepatic nuclear factor (TCF2), mRNA
6476	19243	32243	2.45	2.0E-95	AF257737.1	NT	Homo sapiens ciliary dynein heavy chain 9 (DNAH9) mRNA, complete cds
6666	19583	32617	1.82	2.0E-95	11435773	NT	Homo sapiens huntingtin (Huntington disease) (HD), mRNA
9041	21731	34886	1.08	2.0E-95	11421795	NT	Homo sapiens ribophorin II (RPN2), mRNA
10280	22928	36142	0.84	2.0E-95	11434330	NT	Homo sapiens KIAA1065 protein (KIAA1065), mRNA
10624	23317	36557	2.46	2.0E-95	4757853	NT	Homo sapiens bone morphogenetic protein receptor, type IA (BMPRIA) mRNA
11700	24295	37620	3.02	2.0E-95	7662289	NT	Homo sapiens KIAA0763 gene product (KIAA0763), mRNA
11700	24295	37621	3.02	2.0E-95	7662289	NT	Homo sapiens KIAA0763 gene product (KIAA0763), mRNA
12299	24724	31055	2.3	2.0E-95	AF240786.1	NT	Homo sapiens glutathione S-transferase theta 2 (GSTT2) and glutathione S-transferase theta 1 (GSTT1) genes, complete cds
12688	24980	30894	4.68	2.0E-95	11418164	NT	Homo sapiens adenylosuccinate lyase (ADSL), mRNA
9527	18325	31226	8.41	1.0E-95	AA284651.1	EST_HUMAN	z23104.r1 Soares overy tumor NbHOT Homo sapiens cDNA clone IMAGE:714007 5' similar to TR:G1067084 G1067084 F55H2.6 ;
6527	18325	31227	8.41	1.0E-95	AA284651.1	EST_HUMAN	z23104.r1 Soares overy tumor NbHOT Homo sapiens cDNA clone IMAGE:714007 5' similar to TR:G1067084 G1067084 F55H2.6 ;

Single Exon Probes Expressed in Brain

Probe SEQ ID NO:	Exon SEQ ID NO:	ORF SEQ ID NO:	Expression Signal	Most Similar (Top) Hit BLAST E Value	Top Hit Accession No.	Top Hit Database Source	Top Hit Descriptor
7414	20091	33175	4.3	1.0E-95	BF370000.1	EST_HUMAN	RC8-FN0019-290600-011-G11 FN0019 Homo sapiens cDNA
7414	20091	33176	4.3	1.0E-95	BF370000.1	EST_HUMAN	RC8-FN0019-290600-011-G11 FN0019 Homo sapiens cDNA
8094	20788	33920	1.49	9.0E-98	BE897258.1	EST_HUMAN	601437232F1 NIH_MGC_72 Homo sapiens cDNA clone IMAGE:3922423 5'
5424	18223		2.77	8.0E-98	AW836047.1	EST_HUMAN	PMO-LT0019-090300-002-409 LT0019 Homo sapiens cDNA
3889	16639	29278	0.74	7.0E-96	AF231920.1	NT	Homo sapiens chromosome 21 unknown mRNA
3476	16232	28886	20.13	6.0E-96	M26873.1	NT	Human glyceraldehyde-3-phosphate dehydrogenase pseudogene 3'end
5552	18349	31258	0.74	6.0E-96	11422842	NT	Homo sapiens sialyltransferase 6 (N-acetylgalactosaminide alpha 2,3-sialyltransferase) (SIAT6), mRNA
11534	24134	37439	3.36	6.0E-96	7662289	NT	Homo sapiens KIAA0763 gene product (KIAA0763), mRNA
11534	24134	37440	3.36	6.0E-96	7662289	NT	Homo sapiens KIAA0763 gene product (KIAA0763), mRNA
11584	24183	37498	2.05	6.0E-96	8923939	NT	Homo sapiens myosin, heavy polypeptide 2, skeletal muscle, adult (MYH2), mRNA
11789	24360	37692	1.83	6.0E-96	7662289	NT	Homo sapiens KIAA0763 gene product (KIAA0763), mRNA
11769	24360	37693	1.83	6.0E-96	7662289	NT	Homo sapiens KIAA0763 gene product (KIAA0763), mRNA
312	13116	25754	2.74	5.0E-96	AB032988.1	NT	Homo sapiens mRNA for KIAA1172 protein, partial cds
822	13592	26260	4.08	5.0E-96	AB032988.1	NT	Homo sapiens mRNA for KIAA1172 protein, partial cds
822	13592	26261	4.08	5.0E-96	AB032988.1	NT	Homo sapiens mRNA for KIAA1172 protein, partial cds
2624	15336		1.43	5.0E-96	11416767	NT	Homo sapiens DNA for monocline oxidase type A (7) (partial)
4848	17376		1.39	5.0E-96	X60812.1	NT	Homo sapiens NOD1 protein (NOD1) gene, exons 1, 2, and 3
6553	19318	32324	1.15	5.0E-96	AF149773.1	NT	Homo sapiens A kinase (PRKA) anchor protein 1 (AKAP1), mRNA
6684	19601	32639	5.18	5.0E-96	11424399	NT	Homo sapiens A kinase (PRKA) anchor protein 1 (AKAP1), mRNA
6884	19601	32640	5.18	5.0E-96	11424399	NT	Homo sapiens mRNA for KIAA0960 protein, partial cds
6923	19659	32706	0.71	5.0E-96	AB023177.1	NT	Homo sapiens mRNA for 14-3-3gamma, complete cds
7415	20092	33177	1.98	5.0E-96	AB024334.1	NT	Human type IV collagenase (Cl.G4B) gene, exon 6
8005	20700	33828	1.35	5.0E-96	M68347.1	NT	Human type IV collagenase (CLG4B) gene, exon 5
8005	20700	33829	1.35	5.0E-96	M68347.1	NT	Homo sapiens KIAA0175 gene product (KIAA0175), mRNA
11793	24383	37716	1.4	5.0E-96	7661973	NT	yr87h12.11 Scores fetal liver spleen 1NFLS Homo sapiens cDNA clone IMAGE:212827 5'
4168	16908		12.32	3.0E-96	H168656.1	EST_HUMAN	Homo sapiens chondroitin sulfate proteoglycan 4 (melanoma-associated) (CSPG4), mRNA
408	13181		4.24	2.0E-96	4503098	NT	Homo sapiens chromosome 21 segment HS21C048
730	13504	28159	0.91	2.0E-96	AL163248.2	NT	RC3-HT0230-040500-110-g02 HT0230 Homo sapiens cDNA
4708	17440	30072	1.89	2.0E-96	BE148074.1	EST_HUMAN	QV4-GN0120-250900-427-b12 GN0120 Homo sapiens cDNA
7361	20042	33120	0.62	2.0E-96	BF369731.1	EST_HUMAN	QV4-GN0120-250900-427-b12 GN0120 Homo sapiens cDNA
7361	20042	33121	0.62	2.0E-96	BF369731.1	EST_HUMAN	AV689461 GKCC Homo sapiens cDNA clone GKCFMD07 5'
8879	21570		5.63	2.0E-96	AV689461.1	EST_HUMAN	2819351.5prime NIH_MGC_7 Homo sapiens cDNA clone IMAGE:2819351 5'
12009	24543		2.81	2.0E-96	AW249440.1	EST_HUMAN	

Page 416 of 536  
Table 4

Single Exon Probes Expressed in Brain

Probe SEQ ID NO:	Exon SEQ ID NO:	ORF SEQ ID NO:	Expression Signal	Most Similar (Top) Hit BLAST E Value	Top Hit Accession No.	Top Hit Database Source	Top Hit Descriptor
608	13386	26016	2.6	1.0E-96	4828863	NT	Homo sapiens neuronal cell adhesion molecule (NRCAM) mRNA
608	13386	26017	2.8	1.0E-96	4828863	NT	Homo sapiens neuronal cell adhesion molecule (NRCAM) mRNA
656	13433	26074	3.38	1.0E-96	Y18880.1	NT	Human endogenous retrovirus type K (HERV-K), gag, pol and env genes
1774	14616	27216	2.56	1.0E-96	AW955054.1	EST_HUMAN	EST367124 MAGC resequences, MAGC Homo sapiens cDNA
1774	14518	27217	2.58	1.0E-96	AW955054.1	EST_HUMAN	EST367124 MAGC resequences, MAGC Homo sapiens cDNA
2262	15527	27729	1.06	1.0E-96	U51472.2	NT	Felis catus superfast myosin heavy chain (sMyHC) mRNA, complete cds
6869	17846	30541	1.3	1.0E-96	6912735	NT	Homo sapiens transient receptor potential channel 5 (TRPC5), mRNA
6949	19431	32447	0.67	1.0E-96	6912455	NT	Homo sapiens guanine nucleotide exchange factor for Rap1 (KIAA0277), mRNA
8111	20805	33838	1.24	1.0E-96	7661803	NT	Homo sapiens HSPC144 protein (HSPC144), mRNA
8111	20805	33839	1.24	1.0E-96	7661803	NT	Homo sapiens HSPC144 protein (HSPC144), mRNA
8616	21308	34450	20.66	1.0E-96	11419429	NT	Homo sapiens similar to ectonucleotide pyrophosphatase/phosphodiesterase 3 (H. sapiens) (LOC63214), mRNA
8749	21441	34688	2.09	1.0E-96	AF274893.1	NT	Homo sapiens secretory pathway component Sec31B-1 mRNA, alternatively spliced, complete cds
10059	22707	35924	1.24	1.0E-96	AB033116.1	NT	Homo sapiens mRNA for KIAA1290 protein, partial cds
10059	22707	35925	1.24	1.0E-96	AB033116.1	NT	Homo sapiens mRNA for KIAA1290 protein, partial cds
11999	13386	26016	1.97	1.0E-96	4828863	NT	Homo sapiens neuronal cell adhesion molecule (NRCAM) mRNA
11999	13386	26017	1.97	1.0E-96	4828863	NT	Homo sapiens neuronal cell adhesion molecule (NRCAM) mRNA
7457	20131	28017	2.6	6.0E-97	BE141849.1	EST_HUMAN	IL5-HT0117-011099-004-D07 HT0117 Homo sapiens cDNA
8932	21524	34670	0.69	6.0E-97	BE898012.1	EST_HUMAN	601440317F1 NIH_MGC_72 Homo sapiens cDNA clone IMAGE:3925133 5'
8932	21524	34671	0.69	6.0E-97	BE898012.1	EST_HUMAN	601440317F1 NIH_MGC_72 Homo sapiens cDNA clone IMAGE:3925133 5'
10497	23143	36369	0.57	6.0E-97	AA320332.1	EST_HUMAN	EST22672 Adipose tissue, white II Homo sapiens cDNA 5' end
10497	23143	36370	0.57	6.0E-97	AA320332.1	EST_HUMAN	EST22672 Adipose tissue, white II Homo sapiens cDNA 5' end
11382	23989	37290	1.46	6.0E-97	X15804.1	NT	Human mRNA for alpha-actinin
7913	20608	33739	1.91	5.0E-97	AL049314.2	EST_HUMAN	DKFZp434N0323_r1 434 (synonym: htes3) Homo sapiens cDNA clone DKFZp434N0323 5'
8042	20736	33669	11.73	6.0E-97	AA418026.1	EST_HUMAN	z67612.st Scores_NIHMPu_S1 Homo sapiens cDNA clone IMAGE:767758 3' similar to TR:G1304125 G1304125 PMS4 MRNA.
9574	22227	35412	2.66	5.0E-97	BF154912.1	EST_HUMAN	RCO-BT0812-250900-032-a09 BT0812 Homo sapiens cDNA
11535	24135	37441	1.98	5.0E-97	BE148597.1	EST_HUMAN	MRO-HT0241-150500-010-p02 HT0241 Homo sapiens cDNA
11535	24135	37442	1.98	5.0E-97	BE148597.1	EST_HUMAN	MRO-HT0241-150500-010-p02 HT0241 Homo sapiens cDNA
918	13685	26349	1.59	4.0E-97	BE004436.1	EST_HUMAN	CMO-BN0106-170300-299-a06 BN0106 Homo sapiens cDNA
928	13695	26369	1.04	4.0E-97	AB030176.1	NT	Homo sapiens PAD-H19 mRNA for peptidylarginine deiminase type II, complete cds
928	13695	26369	1.04	4.0E-97	AB030176.1	NT	Homo sapiens PAD-H19 mRNA for peptidylarginine deiminase type II, complete cds
1903	14640	27349	1.07	4.0E-97	5453572	NT	Homo sapiens brefeldin A-inhibited guanine nucleotide-exchange protein 2 (BIG2), mRNA

Table 4

Single Exon Probes Expressed in Brain

Probe SEQ ID NO:	Exon SEQ ID NO:	ORF SEQ ID NO:	Expression Signal	Most Similar (Top) Hit BLAST E Value	Top Hit Accession No.	Top Hit Database Source	Top Hit Descriptor
5478	18277	31172	0.61	4.0E-97	4557328	NT	Homo sapiens apolipoprotein H (beta-2-glycoprotein I) (APOH) mRNA
5765	18556	31482	0.95	4.0E-97	U09002.1	NT	Human N-methyl-D-aspartate receptor modulatory subunit 2A (NMR2A) mRNA; complete cds
5766	18568	31483	0.95	4.0E-97	U09002.1	NT	Human N-methyl-D-aspartate receptor modulatory subunit 2A (NMR2A) mRNA; complete cds
6729	19559	32590	6.47	4.0E-97	Y11339.2	NT	Homo sapiens mRNA for GalNAc alpha-2, 6-sialyltransferase 1, long form
6725	19559	32591	6.47	4.0E-97	Y11339.2	NT	Homo sapiens mRNA for GalNAc alpha-2, 6-sialyltransferase 1, long form
6921	19657	32703	1	4.0E-97	7710125	NT	Homo sapiens ligase III, DNA, ATP-dependent (LIG3), transcript variant alpha, mRNA
							Homo sapiens cystic fibrosis transmembrane conductance regulator, ATP-binding cassette (sub-family C, member 7) (CFTR), mRNA
6988	19450	32498	1.05	4.0E-97	11422155	NT	Homo sapiens laminin, alpha 2 (merosin, congenital muscular dystrophy) (LAMA2) mRNA
8038	20731	33863	0.97	4.0E-97	4557708	NT	Homo sapiens v-src avian sarcoma (Schmidt-Ruppin A-2) viral oncogene homolog (SRC), mRNA
8256	20950	34087	2.63	4.0E-97	11421793	NT	Homo sapiens cytochrome P450, subfamily IVB, polypeptide 1 (CYP4B1), mRNA
8518	21210	34353	0.75	4.0E-97	11423233	NT	Homo sapiens cytochrome P450, subfamily IVB, polypeptide 1 (CYP4B1), mRNA
9147	21878	35043	1.23	4.0E-97	AB011166.1	NT	Homo sapiens mRNA for KIAA0594 protein, partial cds
9147	21878	35044	1.23	4.0E-97	AB011166.1	NT	Homo sapiens mRNA for KIAA0594 protein, partial cds
11116	23788	37062	1.88	4.0E-97	11863122	NT	Homo sapiens AXL receptor tyrosine kinase (AXL), transcript variant 1, mRNA
11116	23788	37063	1.88	4.0E-97	11863122	NT	Homo sapiens AXL receptor tyrosine kinase (AXL), transcript variant 1, mRNA
11412	23179	36407	3.61	4.0E-97	AB042557.1	NT	Homo sapiens AXL receptor tyrosine kinase (AXL), transcript variant 1, mRNA
11415	23182	36411	1.62	4.0E-97	AB033116.1	NT	Homo sapiens mRNA for KIAA1290 protein, partial cds
11415	23182	36412	1.62	4.0E-97	AB033116.1	NT	Homo sapiens mRNA for KIAA1290 protein, partial cds
12180	24652		7.76	4.0E-97	11418318	NT	Homo sapiens G-2 and S-phase expressed 1 (GTSE1), mRNA
236	13046	25685	1.14	3.0E-97	AB032998.1	NT	Homo sapiens mRNA for KIAA1172 protein, partial cds
854	13624	26284	29.53	3.0E-97	4502166	NT	Homo sapiens amyloid beta (A4) precursor protein (protease nexin-II, Alzheimer disease) (APP), mRNA
854	13624	26285	29.53	3.0E-97	4502166	NT	Homo sapiens amyloid beta (A4) precursor protein (protease nexin-II, Alzheimer disease) (APP), mRNA
1422	15569	26855	1.29	3.0E-97	4768813	NT	Homo sapiens N-myc (and STAT) interactor (NMI), mRNA
2440	15529	27895	1.68	3.0E-97	U36255.1	NT	Human beta-prime-adaptin (BAM22) gene, exon 7
3254	16016	28667	1.3	3.0E-97	5174478	NT	Homo sapiens pericentrin (PCNT) mRNA
4729	17461	30098	12.89	1.0E-97	4503470	NT	Homo sapiens eukaryotic translation elongation factor 1 alpha 1 (EEF1A1) mRNA
6933	19103	32091	2.48	1.0E-97	BE566486.1	EST_HUMAN	601339520F1 NIH_MGC_63 Homo sapiens cDNA clone IMAGE:3681821 5'
9344	20415	33534	1.16	1.0E-97	AW379976.1	EST_HUMAN	RCO-HT0258-211199-011-905 HT0258 Homo sapiens cDNA
9344	20415	33535	1.16	1.0E-97	AW379976.1	EST_HUMAN	RCO-HT0258-211199-011-905 HT0258 Homo sapiens cDNA
9694	22316	35513	1.6	1.0E-97	R10897.1	EST_HUMAN	y38c08.s1 Soares fetal liver spleen 1NFLS Homo sapiens cDNA clone IMAGE:129134 3'
10604	23298	36538	3.44	1.0E-97	11427157	NT	Homo sapiens KIAA0649 gene product (KIAA0649), mRNA
10604	23298	36539	3.44	1.0E-97	11427157	NT	Homo sapiens KIAA0649 gene product (KIAA0649), mRNA

Single Exon Probes Expressed in Brain

Probe SEQ ID NO.	Exon SEQ ID NO.	ORF SEQ ID NO.	Expression Signal	Most Similar (Top) Hit BLAST E Value	Top Hit Accession No.	Top Hit Database Source	Top Hit Descriptor
11280	23941	37235	2.03	1.0E-97	AA563761.1	EST_HUMAN	hK29g02.s1 NCI CGAP_Co11 Homo sapiens cDNA clone IMAGE:1014962 3'
11445	23212	36443	14.01	1.0E-97	11426272	NT	Homo sapiens ribosomal protein S15 (RPS15), mRNA
11445	23212	36444	14.01	1.0E-97	11426272	NT	Homo sapiens ribosomal protein S15 (RPS15), mRNA
881	19650	26319	3.52	9.0E-98	BE090973.1	EST_HUMAN	P1M4-BT0724-010400-008-at12 BT0724 Homo sapiens cDNA
1253	14002	26870	1.12	9.0E-98	8393092	NT	Homo sapiens cat eye syndrome critical region gene 1 (CECR1), mRNA
6210	18985		0.71	9.0E-98	AJ250713.1	NT	Homo sapiens CLDN12 gene for claudin-12
7190	19876	32949	0.67	9.0E-98	7661871	NT	Homo sapiens leucyl-tRNA synthetase, mitochondrial (KIAA00028), mRNA
7286	19969	33048	0.6	9.0E-98	11419408	NT	Homo sapiens A kinase (PRKA) anchor protein (yotiao) 9 (AKAP9), mRNA
7825	20520	33646	4.79	9.0E-98	4758119	NT	Homo sapiens death-associated protein (DAP), mRNA
7825	20520	33647	4.79	9.0E-98	4758119	NT	Homo sapiens death-associated protein (DAP), mRNA
9014	21704	34854	6.28	9.0E-98	X06999.1	NT	Human mRNA for amyloid A4(751) protein
9124	21812	34977	1.5	9.0E-98	11321580	NT	Homo sapiens succinate-CoA ligase, GDP-forming, alpha subunit (SUCLG1), mRNA
9192	21862	35027	1.59	9.0E-98	AB037786.1	NT	Homo sapiens mRNA for KIAA1365 protein, partial cds
9238	21917		0.96	9.0E-98	AF057728.1	NT	Homo sapiens 17-beta-hydroxysteroid dehydrogenase IV (HSD17B4) gene, exon 8
9267	22021	35190	1.14	9.0E-98	4507070	NT	Homo sapiens SWI/SNF related, matrix associated, actin dependent regulator of chromatin, subfamily a, member 3 (SMARCA3) mRNA
9267	22021	35191	1.14	9.0E-98	4507070	NT	Homo sapiens SWI/SNF related, matrix associated, actin dependent regulator of chromatin, subfamily a, member 3 (SMARCA3) mRNA
10160	22808	36028	0.45	9.0E-98	AF141325.2	NT	Homo sapiens inositol polyphosphate 1-phosphatase (INPP1) gene, complete cds
10926	23606	36866	2.63	9.0E-98	AB023222.1	NT	Homo sapiens mRNA for KIAA1005 protein, partial cds
10926	23606	36857	2.63	9.0E-98	AB023222.1	NT	Homo sapiens mRNA for KIAA1005 protein, partial cds
11004	23676	36932	1.39	9.0E-98	11418982	NT	Homo sapiens mitogen-activated protein kinase kinase kinase 7 (MAP3K7), mRNA
11850	24434	37776	1.39	9.0E-98	AB011541.1	NT	Homo sapiens mRNA for MEGF8, partial cds
11850	24434	37777	1.39	9.0E-98	AB011541.1	NT	Homo sapiens mRNA for MEGF8, partial cds
1351	14099	26774	0.82	8.0E-98	AB033768.1	NT	Homo sapiens HPAD-colony10 mRNA for peptidylarginine deiminase type 1, complete cds
1719	14462	27161	2.7	8.0E-98	AB017007.1	NT	Homo sapiens PMS2L16 mRNA, partial cds
1719	14462	27162	2.7	8.0E-98	AB017007.1	NT	Homo sapiens PMS2L16 mRNA, partial cds
3775	16527	29166	6.88	8.0E-98	J04469.1	NT	Human mitochondrial creatine kinase (CKMT) gene, complete cds
5991	18772	31735	0.99	5.0E-98	BE898873.1	EST_HUMAN	601507503F1 NIH_MGC_71 Homo sapiens cDNA clone IMAGE:3909097 5'
2176	14905	27638	1.14	3.0E-98	AJ403124.1	EST_HUMAN	AJ403124 3.4 (downregulated in larynx carcinoma) Homo sapiens cDNA clone 18
2613	15324	28067	0.89	3.0E-98	AB014607.1	NT	Homo sapiens mRNA for KIAA0707 protein, partial cds
2753	15458		2.9	3.0E-98	AA077498.1	EST_HUMAN	7B18H01 Chromosome 7 Fetal Brain cDNA Library Homo sapiens cDNA clone 7B18H01
6847	19547	32576	1.9	3.0E-98	11419210	NT	Homo sapiens activator of S phase kinase (ASK), mRNA
6847	19547	32577	1.9	3.0E-98	11419210	NT	Homo sapiens activator of S phase kinase (ASK), mRNA



Page 419 of 536  
Table 4

Single Exon Probes Expressed in Brain

Probe SEQ ID NO:	Exon SEQ ID NO:	ORF SEQ ID NO:	Expression Signal	Most Similar (Top) Hit BLAST E Value	Top Hit Accession No.	Top Hit Database Source	Top Hit Descriptor
8649	21341	34485	2.73	3.0E-98	H46698.1	EST_HUMAN	yo17909.r1 Soares adult brain N265HB55Y Homo sapiens cDNA clone IMAGE:178240 5'
9197	21866	35030	0.48	3.0E-98	8922086	NT	Homo sapiens uncharacterized bone marrow protein BM039 (BM039), mRNA
8783	22434	35639	1.42	3.0E-98	AJ403124.1	EST_HUMAN	AJ403124 3.4 (downregulated in larynx carcinoma) Homo sapiens cDNA clone l8
8783	22434	35640	1.42	3.0E-98	AJ403124.1	EST_HUMAN	AJ403124 3.4 (downregulated in larynx carcinoma) Homo sapiens cDNA clone l8
10371	23017	36233	0.98	3.0E-98	BE980454.1	EST_HUMAN	601673686F1 NIH_MGC_21 Homo sapiens cDNA clone IMAGE:3958517 5'
10872	23552	36798	4.11	3.0E-98	U69409.1	NT	Human fumarylase precursor (FH) mRNA, nuclear gene encoding mitochondrial protein, complete cds
11863	24447	37788	1.56	3.0E-98	L26405.1	NT	Homo sapiens (huc) mRNA, complete cds
12868	25262		1.47	3.0E-98	BE382519.1	EST_HUMAN	601297855F1 NIH_MGC_19 Homo sapiens cDNA clone IMAGE:3828213 5'
12751	25013		3.56	3.0E-98	11418177	NT	Homo sapiens Ran GTPase activating protein 1 (RANGAP1), mRNA
2071	14803	27531	2.66	2.0E-98	BE294281.1	EST_HUMAN	601172688F1 NIH_MGC_17 Homo sapiens cDNA clone IMAGE:3528134 5'
2231	14959	27699	1.53	2.0E-98	AL163202.2	NT	Homo sapiens chromosome 21 segment H521C002
4264	17005	29637	0.8	2.0E-98	AF032897.1	NT	Homo sapiens potassium channel subunit (HERG-3) mRNA, complete cds
4306	17045	29870	3.21	2.0E-98	4756931	NT	Homo sapiens fatty-acid-Coenzyme A ligase, long-chain 4 (FACL4) mRNA
4776	17508	30129	1.34	2.0E-98	AF218902.1	NT	Homo sapiens attractin precursor (ATRIN) gene, exon 16
4776	17508	30130	1.34	2.0E-98	AF218902.1	NT	Homo sapiens attractin precursor (ATRIN) gene, exon 16
5131	17849	30468	1.39	2.0E-98	4756975	NT	Homo sapiens protein tyrosine kinase 2 beta (PTK2B) mRNA
5292	18097	30757	4.03	2.0E-98	7706512	NT	Homo sapiens PDZ domain-containing guanine nucleotide exchange factor 1 (LOC51735), mRNA
6557	18322	32329	1.15	2.0E-98	4505798	NT	Homo sapiens phosphatidylinositol 3-kinase, class 2, alpha polypeptide (PIK3C2A) mRNA
7523	20184	33288	1.07	2.0E-98	11431271	NT	Homo sapiens hypothetical protein FLJ10488 (FLJ10488), mRNA
7523	20194	33287	1.07	2.0E-98	11431271	NT	Homo sapiens hypothetical protein FLJ10488 (FLJ10488), mRNA
8506	21198	34342	4.94	2.0E-98	11428813	NT	Homo sapiens SH3-domain GRB2-like 2 (SH3GL2), mRNA
8591	21283	34421	4.94	2.0E-98	11428813	NT	Homo sapiens SH3-domain GRB2-like 2 (SH3GL2), mRNA
8591	21283	34422	0.98	2.0E-98	L76666.1	NT	Homo sapiens NKAT4b mRNA, complete cds
9437	22115	35290	1.48	2.0E-98	X12684.1	NT	Homo sapiens NKAT4b mRNA, complete cds
10313	22960		1.37	2.0E-98	7705868	NT	Hi.sapiens arginase gene exon 3 [EC 3.6.3.1]
11155	23822	37103	1.42	2.0E-98	U22028.1	NT	Homo sapiens AIM-1 protein (LOC51151), mRNA
396	13181	25829	16.4	1.0E-98	AJ862007.1	EST_HUMAN	Human cytochrome P450 (CYP2A13) gene, complete cds
442	13228	25871	2.12	1.0E-98	AW998611.1	EST_HUMAN	P28316 60S RIBOSOMAL PROTEIN L23A. ;
1789	14529	27237	11.24	1.0E-98	N49818.1	EST_HUMAN	PMO-BN0065-100300-001-c06 BN0065 Homo sapiens cDNA IMAGE:243585 5' similar to SW:RL2B_HUMAN IMAGE:243585 5' similar to PIR:S64204 S64204 ribosomal protein L29 - human ;

Single Exon Probes Expressed in Brain

Probe SEQ ID NO:	Exon SEQ ID NO:	ORF SEQ ID NO:	Expression Signal	Most Similar (Top) Hit BLAST E Value	Top Hit Accession No.	Top Hit Database Source	Top Hit Descriptor
5234	18040	30668	3.4	1.0E-98	AA195854.1	EST_HUMAN	z986c09.t1 Stratagene muscle 837209 Homo sapiens cDNA clone IMAGE:628240 5' similar to TR:G806582
5482	18281	31178	1.1	1.0E-98	BE390627.1	EST_HUMAN	G806562 NEBULIN. ;
5482	18281	31179	1.1	1.0E-98	BE390627.1	EST_HUMAN	601284986F1 NIH_MGC_44 Homo sapiens cDNA clone IMAGE:3606692 5'
8898	21687	34726	2.7	1.0E-98	AF141349.1	NT	601284986F1 NIH_MGC_44 Homo sapiens cDNA clone IMAGE:3606692 5'
8898	21687	34727	2.7	1.0E-98	AF141349.1	NT	Homo sapiens beta-tubulin mRNA, complete cds
5728	18520	31441	0.88	9.0E-99	A1905004.1	EST_HUMAN	Homo sapiens beta-tubulin mRNA, complete cds
5728	18520	31442	0.88	9.0E-99	A1905004.1	EST_HUMAN	QV-BT073-191298-012 BT073 Homo sapiens cDNA
5949	18731	31691	4.21	9.0E-99	AW986635.1	EST_HUMAN	QV-BT073-191298-012 BT073 Homo sapiens cDNA
11066	23736	37009	2.75	9.0E-99	A1479829.1	EST_HUMAN	EST388711 MAGE resequenes, MAGJ Homo sapiens cDNA
11066	23736	37010	2.75	9.0E-99	A1479829.1	EST_HUMAN	tm69h07.x1 NCI_CGAP_Bm25 Homo sapiens cDNA clone IMAGE:2163421 3' similar to SW:BD_HUMAN
11390	23896	37298	2.13	9.0E-99	AA134604.1	EST_HUMAN	tm69h07.x1 NCI_CGAP_Bm25 Homo sapiens cDNA clone IMAGE:2163421 3' similar to SW:BD_HUMAN
8627	21319	34481	1.96	8.0E-99	6635487	NT	P58957 BH3 INTERACTING DOMAIN DEATH AGONIST ;
5743	18635	31488	10.03	7.0E-99	AF035808.1	NT	z980402.t1 Stratagene lung carcinoma 937218 Homo sapiens cDNA clone IMAGE:565443 5' similar to
11610	24208	37532	2.96	7.0E-99	AF001886.1	NT	TR:G662994_G662994 GPI-ANCHORED PROTEIN P137. ;
459	13244	25886	1.89	6.0E-99	U10591.1	NT	Human endogenous retrovirus, complete genome
3868	16618	29258	1.15	6.0E-99	AW976364.1	EST_HUMAN	Homo sapiens oscillin (hLn) gene, exon 6
4699	17433	30064	1.21	6.0E-99	4502660	NT	Homo sapiens NK-receptor (KIR-G2) gene, linker region exon
6503	19268	32270	0.72	6.0E-99	7706136	NT	Human G2 protein mRNA, partial cds
6578	19341	32354	1.01	6.0E-99	L43610.1	NT	EST388473 MAGE resequenes, MAGN Homo sapiens cDNA
6578	19341	32355	1.01	6.0E-99	L43610.1	NT	Homo sapiens CD34 antigen (CD34) mRNA
8003	20698	33826	1.18	6.0E-99	X99101.1	NT	Homo sapiens GAP-like protein (LOC51306), mRNA
8022	20717	33849	0.63	6.0E-99	6601680	NT	Homo sapiens poly cystic kidney disease (PKD1) gene, exons 27-30
8663	21355	34502	2.28	6.0E-99	AB036429.1	NT	Homo sapiens polycystic kidney disease (PKD1) gene, exons 27-30
8762	21454	34602	3.33	6.0E-99	AF080255.1	NT	Homo sapiens polycystic kidney disease (PKD1) gene, exons 27-30
8762	21454	34603	3.33	6.0E-99	AF080255.1	NT	H. sapiens mRNA for estrogen receptor
8821	21513	34657	0.6	6.0E-99	11431894	NT	Homo sapiens ankyrin-like with transmembrane domains 1 (ANKTM1), mRNA
8821	21513	34658	0.6	6.0E-99	11431894	NT	Homo sapiens NDS14 mRNA for N-deacetylase/N-sulfotransferase 4, complete cds
10620	23313	36553	3.89	6.0E-99	11526299	NT	Homo sapiens iodester protein mRNA, complete cds
11433	23200	36431	2.01	6.0E-99	9910279	NT	Homo sapiens iodester protein mRNA, complete cds
11433	23200	36432	2.01	6.0E-99	9910279	NT	Homo sapiens iodester protein mRNA, complete cds

Single Exon Probes Expressed in Brain

Probe SEQ ID NO:	Exon SEQ ID NO:	ORF SEQ ID NO:	Expression Signal	Most Similar (Top) Hit BLAST E Value	Top Hit Accession No.	Top Hit Database Source	Top Hit Descriptor
1957	14633	27405	1.38	5.0E-99	Y11365.1	NT	H.sapiens IMPA gene, exon 8
4528	17261	29895	1.56	5.0E-99	AF099660.1	NT	Homo sapiens T cell receptor beta locus, TCRBV7S3A2 to TORBV12S2 region
12208	24874		2.81	5.0E-99	BE890177.1	EST_HUMAN	501513157F1 NIH_MGC_71 Homo sapiens cDNA clone IMAGE:3914391 5'
8220	20914		4.88	3.0E-99	M95588.1	NT	Human E2A/HLA fusion protein (E2AHLF) mRNA, complete cds
1217	13968		6.88	2.0E-99	AW274792.1	EST_HUMAN	XP09606.x1 NCI_CGAP_HN9 Homo sapiens cDNA clone IMAGE:2739874.3' similar to gb:M31212.MYOSIN LIGHT CHAIN ALKALI, NON-MUSCLE ISOFORM (HUMAN);
3253	16015	28666	1.29	2.0E-99	M30938.1	NT	Human Ku (p70/p80) subunit mRNA, complete cds
4506	17241	29874	1.04	2.0E-99	AF095703.1	NT	Homo sapiens short chain L-3-hydroxyacyl-CoA dehydrogenase precursor (HADHSC) gene, nuclear gene encoding mitochondrial protein, complete cds
7574	20243	33348	0.58	2.0E-99	AF257737.1	NT	Homo sapiens ciliary dynein heavy chain 9 (DNAH9) mRNA, complete cds
8608	21300	34444	9.55	2.0E-99	W23507.1	EST_HUMAN	Zb49d08.r1 Soares_fetal_Jung_NbHL19W Homo sapiens cDNA clone IMAGE:306635 5' similar to gb:M15182.BETA-GLUCURONIDASE PRECURSOR (HUMAN);
9050	21739	34897	0.76	2.0E-99	R78264.1	EST_HUMAN	y61b09.r1 Soares_placenta_Nb2HP Homo sapiens cDNA clone IMAGE:145625 5'
11049	23719	36990	3.39	2.0E-99	AF247457.2	NT	Homo sapiens myosin X (MYO10) mRNA, complete cds
11788	24378	37708	1.46	2.0E-99	10863960	NT	Homo sapiens potassium channel, subfamily K, member 10 (KCNK10), mRNA
307	13111	28761	1.63	1.0E-99	AF114487.1	NT	Homo sapiens interectin long isoform (ITSN) mRNA, complete cds
370	13166	25609	1.02	1.0E-99	11526150	NT	Homo sapiens GA-binding protein transcription factor, alpha subunit (60kD) (GABPA), mRNA
1400	14147	26826	2.09	1.0E-99	M30938.1	NT	Human Ku (p70/p80) subunit mRNA, complete cds
1549	14295	26981	2.64	1.0E-99	AF192523.1	NT	Homo sapiens truncated Niemann-Pick C3 protein (NPC3) mRNA, complete cds
1549	14295	26982	2.64	1.0E-99	AF192523.1	NT	Homo sapiens truncated Niemann-Pick C3 protein (NPC3) mRNA, complete cds
1920	14657	27367	1.41	1.0E-99	4503730	NT	Homo sapiens FK506-binding protein 6 (36kD) (FKBP6) mRNA, and translated products
1920	14657	27368	1.41	1.0E-99	4503730	NT	Homo sapiens FK506-binding protein 6 (36kD) (FKBP6) mRNA, and translated products
3083	15848	28489	1.36	1.0E-99	J03171.1	NT	Human interferon-alpha receptor (HuIFN-alpha-Rec) mRNA, complete cds
4347	17086	29715	2.82	1.0E-99	AF098018.1	NT	Homo sapiens fatty acid amide hydrolase (FAAH) gene, exon 14
4347	17086	29716	2.82	1.0E-99	AF098018.1	NT	Homo sapiens fatty acid amide hydrolase (FAAH) gene, exon 14
5658	18453	31367	0.68	1.0E-99	7692349	NT	Homo sapiens cell recognition molecule Caspr2 (KIAA0868), mRNA
6707	19622	32666	1.28	1.0E-99	11421007	NT	Homo sapiens glycine receptor, alpha 2 (GLRA2), mRNA
6707	19622	32666	1.28	1.0E-99	11421007	NT	Homo sapiens glycine receptor, alpha 2 (GLRA2), mRNA
7039	26104	32789	0.76	1.0E-99	X98022.1	NT	H.sapiens EG-AP gene exon 2
9099	21787		1.49	1.0E-99	11419721	NT	Homo sapiens ALEX1 protein (LOC51308), mRNA
9420	22098	35270	1.71	1.0E-99	AW340174.1	EST_HUMAN	hd02h02.x1 Soares_NFL_T_GBC_S1 Homo sapiens cDNA clone IMAGE:2908371 3' similar to TR:002711
11084	23754	37029	2.01	1.0E-99	7427514	NT	O02711 PRO-POL-DUTPASE POLYPROTEIN ;
11084	23754	37030	2.01	1.0E-99	7427514	NT	Homo sapiens huntingtin interacting protein 1 (HIP1), mRNA
11084	23754	37030	2.01	1.0E-99	7427514	NT	Homo sapiens huntingtin interacting protein 1 (HIP1), mRNA

Single Exon Probes Expressed in Brain

Probe SEQ ID NO:	Exon SEQ ID NO:	ORF SEQ ID NO:	Expression Signal	Most Similar (Top) Hit BLAST E Value	Top Hit Accession No.	Top Hit Database Source	Top Hit Descriptor
11141	23808	37088	1.8	1.0E-99	5901979	NT	Homo sapiens heat shock transcription factor 2 binding protein (HSF2BP), mRNA
11350	24040	37343	2.77	1.0E-99	AB025222.1	NT	Homo sapiens mRNA for KIAA1005 protein, partial cds
11984	24525		6.68	1.0E-99	AF240786.1	NT	Homo sapiens glutathione S-transferase theta 2 (GSTT2) and glutathione S-transferase theta 1 (GSTT1) genes, complete cds
1	12830	25443	0.95	1.0E-100	AL163247.2	NT	Homo sapiens chromosome 21 segment HS21C047
2	12830	25443	1.53	1.0E-100	AL163247.2	NT	Homo sapiens chromosome 21 segment HS21C047
68	12894	25528	1.54	1.0E-100	11418230	NT	Homo sapiens Testis-specific XK-related protein on Y (XKRY), mRNA
66	12894	25527	1.54	1.0E-100	11418230	NT	Homo sapiens Testis-specific XK-related protein on Y (XKRY), mRNA
85	12911	25550	0.69	1.0E-100	AW275237.1	EST_HUMAN	xv78b11.x1 NCI_CGAP_Brim63 Homo sapiens cDNA clone IMAGE:2824605 3'
165	12979	25818	1.24	1.0E-100	AL163206.2	NT	Homo sapiens chromosome 21 segment HS21C008
309	13113	25753	0.83	1.0E-100	AL163249.2	NT	Homo sapiens chromosome 21 segment HS21C049
334	13135	25770	3.06	1.0E-100	T05087.1	EST_HUMAN	EST02975 Fetal brain, Stragene (cat#936206) Homo sapiens cDNA clone HFBCR32
427	13213		1.28	1.0E-100	AF003528.1	NT	Homo sapiens X-linked arhidrotic ectodermal dysplasia protein gene (EDA), exon 2 and flanking repeat regions
477	13263		7.19	1.0E-100	X89631.1	NT	G.gonilla DNA for ZNF80 gene homolog
496	13280	26915	1.33	1.0E-100	BE180609.1	EST_HUMAN	RC3-HT0628-040500-022-509 HT0626 Homo sapiens cDNA
998	13786	26418	3.22	1.0E-100	7681685	NT	Homo sapiens DKFZP586M0122 protein (DKFZP586M0122), mRNA
998	13768	26419	3.22	1.0E-100	7681685	NT	Homo sapiens DKFZP586M0122 protein (DKFZP586M0122), mRNA
1415	14163	26846	3.14	1.0E-100	BF530795.1	EST_HUMAN	602072094F1 NCI CGAP_Brim67 Homo sapiens cDNA clone IMAGE:4215039 5'
1538	14285		1.14	1.0E-100	AW207555.1	EST_HUMAN	UHH-B11-afk-c-07-0-UJ.s1 NCI_CGAP_Sub3 Homo sapiens cDNA clone IMAGE:2722164 3'
1543	14289	26976	1.81	1.0E-100	A1200857.1	EST_HUMAN	q162109.x1 Soares_testis_NHT Homo sapiens cDNA clone IMAGE:1754633 3' similar to SW:CYT_COTJA
1856	14594	27309	1.41	1.0E-100	AB032994.1	NT	P81061 CYSTATIN1
2238	14966		1.39	1.0E-100	D83349.1	NT	Homo sapiens mRNA for KIAA1168 protein, partial cds
2439	15159	27894	1.33	1.0E-100	X62468.1	NT	Rat mRNA for short type PB-cadherin, complete cds
2710	15417	28156	2.36	1.0E-100	D11418976	NT	H. sapiens mRNA for IFN-gamma (pKC-0)
3018	15784		5.5	1.0E-100	D11078.1	NT	Homo sapiens KIAA0957 protein (KIAA0957), mRNA
4186	16927	26558	1.52	1.0E-100	AF057364.1	NT	Homo sapiens RGH2 gene, retrovirus-like element
4211	16952	26576	2.14	1.0E-100	4503792	NT	Homo sapiens myokubularin-related protein 1a mRNA, partial cds
4418	17154	28785	1.03	1.0E-100	AF036943.1	NT	Homo sapiens follicle stimulating hormone receptor (FSHR) mRNA
5031	17761	30362	2.66	1.0E-100	5032104	NT	Homo sapiens myelin transcription factor 1-like (MYT1L) mRNA, complete cds
5031	17751	30363	2.66	1.0E-100	5032104	NT	Homo sapiens small optic lobes (Drosophila) homolog (SOLH) mRNA
5207	18015	30637	1.62	1.0E-100	BF244218.1	EST_HUMAN	Homo sapiens small optic lobes (Drosophila) homolog (SOLH) mRNA
							601863164F1 NIH_MGC_57 Homo sapiens cDNA clone IMAGE:4080999 5'

Page 423 of 536  
Table 4

Single Exon Probes Expressed in Brain

Probe SEQ ID NO:	Exon SEQ ID NO:	ORF SEQ ID NO:	Expression Signal	Most Similar (Top) Hit BLAST E Value	Top Hit Accession No.	Top Hit Database Source	Top Hit Descriptor
6421	18220	30931	0.59	1.0E-100	AW075983.1	EST_HUMAN	xa82R01.x1 NCI_CGAP_CML1 Homo sapiens cDNA clone IMAGE:2579305 3' similar to gb:X12433
5614	18410	31323	1.33	1.0E-100	AU118182.1	EST_HUMAN	PROTEIN PHPS1-2 (HUMAN);
5660	18455	31369	1.28	1.0E-100	AF135116.1	NT	AU118182 HEMBA1 Homo sapiens cDNA clone HEMBA1003046 5'
5747	18539	31461	0.8	1.0E-100	X14690.1	NT	Homo sapiens NF-E2-related factor 3 gene, complete cds
6071	18850	31814	0.94	1.0E-100	4557668	NT	Human mRNA for plasma inter-alpha-trypsin inhibitor heavy chain H(3)
6071	18860	31815	0.94	1.0E-100	4557668	NT	Homo sapiens ER to nucleus signalling 1 (ERN1) mRNA
6343	18113		1.87	1.0E-100	5729867	NT	Homo sapiens ER to nucleus signalling 1 (ERN1) mRNA
6405	18174	32173	5.64	1.0E-100	AU140214.1	EST_HUMAN	Homo sapiens hct domain and RLD 2 (HERC2), mRNA
6457	19224	32224	1.97	1.0E-100	AU136800.1	EST_HUMAN	AU140214 PLACE2 Homo sapiens cDNA clone PLACE2000137 5'
6598	19349	32362	1.37	1.0E-100	R10887.1	EST_HUMAN	AU136800 PLACE1 Homo sapiens cDNA clone PLACE1005089 5'
6670	19587	32622	0.9	1.0E-100	7382479	NT	y98c08.s1 Soares fetal liver spleen 1NFLS Homo sapiens cDNA clone IMAGE:128134 3'
6742	19576	32608	1.19	1.0E-100	AA496841.1	EST_HUMAN	Homo sapiens Rho GTPase activating protein 6 (ARHGAP6), transcript variant 4, mRNA
6742	19576	32608	1.19	1.0E-100	AA496841.1	EST_HUMAN	ae33b06.f1 Gessler Wilms tumor Homo sapiens cDNA clone IMAGE:897587 5' similar to TR:G487418
6786	19530	32557	1.13	1.0E-100	BF376478.1	EST_HUMAN	G487418 ACTIN FILAMENT-ASSOCIATED PROTEIN.;
6786	19530	32557	1.13	1.0E-100	BF376478.1	EST_HUMAN	ae33b06.f1 Gessler Wilms tumor Homo sapiens cDNA clone IMAGE:897587 5' similar to TR:G487418
6786	19530	32558	1.13	1.0E-100	BF376478.1	EST_HUMAN	G487418 ACTIN FILAMENT-ASSOCIATED PROTEIN.;
6793	19537	32565	6.76	1.0E-100	X04571.1	NT	MR1-TN0046-060900-004-b05 TN0046 Homo sapiens cDNA
8430	21123	34281	7.17	1.0E-100	BF103853.1	EST_HUMAN	MR1-TN0046-060900-004-b05 TN0046 Homo sapiens cDNA
8468	21158		4.8	1.0E-100	AL163203.2	NT	Human mRNA for kidney epidermal growth factor (EGF) precursor
8912	21603	34746	0.68	1.0E-100	AU116951.1	EST_HUMAN	601647357F1 NIH_MGC_61 Homo sapiens cDNA clone IMAGE:3931310 5'
8912	21603	34747	0.68	1.0E-100	AU116951.1	EST_HUMAN	Homo sapiens chromosome 21 segment HS21C003
9132	21820	34986	3.52	1.0E-100	AB040918.1	NT	Homo sapiens cDNA clone HEMBA1000343 5'
9210	22089		2.78	1.0E-100	A1972388.1	EST_HUMAN	AU116951 HEMBA1 Homo sapiens cDNA clone HEMBA1000343 5'
9333	20404	33520	1.82	1.0E-100	AW998611.1	EST_HUMAN	Homo sapiens mRNA for KIAA1485 protein, partial cds
9386	22048		7.61	1.0E-100	AU127720.1	EST_HUMAN	W37G09.x1 NCI_CGAP_Pr28 Homo sapiens cDNA clone IMAGE:2489920 3' similar to contains element MER22 repetitive element;
9483	22136	35316	2.11	1.0E-100	AB046846.1	NT	PM0-BN0065-100300-001-c08 BN0065 Homo sapiens cDNA
9483	22136	35317	2.11	1.0E-100	AB046846.1	NT	AU127720 NT2RP2 Homo sapiens cDNA clone NT2RP2001818 5'
9743	22394	35598	1.68	1.0E-100	AW630487.1	EST_HUMAN	Homo sapiens mRNA for KIAA1626 protein, partial cds
9743	22394	35599	1.68	1.0E-100	AW630487.1	EST_HUMAN	Homo sapiens mRNA for KIAA1626 protein, partial cds
9905	22554	35749	0.49	1.0E-100	AV732101.1	EST_HUMAN	hh83c11.y1 NCI_CGAP_GU1 Homo sapiens cDNA clone IMAGE:2969396 5'
10368	23014	36230	1.47	1.0E-100	BF347519.1	EST_HUMAN	hh83c11.y1 NCI_CGAP_GU1 Homo sapiens cDNA clone IMAGE:2969396 5'
							AV732101 HTF Homo sapiens cDNA clone HTFBIG01 6'
							602020554F1 NCI_CGAP_Bmr67 Homo sapiens cDNA clone IMAGE:4156165 6'

Page 424 of 536  
Table 4

Single Exon Probes Expressed in Brain

Probe SEQ ID NO:	Exon SEQ ID NO:	ORF SEQ ID NO:	Expression Signal	Most Similar (Top) Hit BLAST E Value	Top Hit Accession No.	Top Hit Database Source	Top Hit Descriptor
10458	23104		2.2	1.0E-100	Y10391.1	NT	Human endogenous retrovirus HERV-K, pd gene
10658	23349	36586	6.27	1.0E-100	BF327292.1	EST_HUMAN	MRO-BN0070-270300-008-h11 BN0070 Homo sapiens cDNA
11326	24017	37319	4.52	1.0E-100	AF111170.3	NT	Homo sapiens 14q32 Jagged2 gene, complete cds; and unknown gene
11328	24017	37320	4.52	1.0E-100	AF111170.3	NT	Homo sapiens 14q32 Jagged2 gene, complete cds; and unknown gene
11356	12830	25443	2.11	1.0E-100	AL163247.2	NT	Homo sapiens chromosome 21 segment HS21C047
11633	24230		1.59	1.0E-100	AW875464.1	EST_HUMAN	QV2-PT0012-010300-070-d04 PT0012 Homo sapiens cDNA
11681	24276		1.48	1.0E-100	AF266285.1	NT	Homo sapiens golgin-like protein (GLP) gene, complete cds
11749	24340	37668	1.57	1.0E-100	AA115605.1	EST_HUMAN	z489a03.r1 Soares_pregnant_uterus_NbHPU Homo sapiens cDNA clone IMAGE:489984 5'
11749	24340	37669	1.57	1.0E-100	AA115605.1	EST_HUMAN	z489a03.r1 Soares_pregnant_uterus_NbHPU Homo sapiens cDNA clone IMAGE:489984 5'
11907	24471	37806	6.67	1.0E-100	AF240786.1	NT	Homo sapiens glutathione S-transferase theta 2 (GSTT2) and glutathione S-transferase theta 1 (GSTT1) genes, complete cds
12031	25278		1.51	1.0E-100	BF446649.1	EST_HUMAN	7q88h03.x1 NCI CGAP Lu24 Homo sapiens cDNA clone IMAGE: 3' similar to TR:Q21997 Q21997
12200	24668	31071	3.67	1.0E-100	11545732	NT	COSMID R151. [2] TR:Q9UA08 ;
12792	25044	30988	4.62	1.0E-100	11417874	NT	Homo sapiens SH3-domain binding protein 1 (SH3BP1), mRNA
75	12902	25539	1.75	1.0E-101	7110714	NT	Homo sapiens transcobalamin II; macrocytic anemia (TCN2), mRNA
75	12902	25540	1.75	1.0E-101	7110714	NT	Homo sapiens SEC14 (S. cerevisiae)-like 2 (SEC14L2), mRNA
671	13447	26087	1.62	1.0E-101	AB007915.2	NT	Homo sapiens SEC14 (S. cerevisiae)-like 2 (SEC14L2), mRNA
688	13463	26111	5.88	1.0E-101	7110734	NT	Homo sapiens mRNA for KIAA0446 protein, partial cds
688	13463	26112	5.88	1.0E-101	7110734	NT	Homo sapiens ventral anterior homeobox 2 (VAX2), mRNA
754	13526	26185	1.99	1.0E-101	7657454	NT	Homo sapiens ventral anterior homeobox 2 (VAX2), mRNA
833	13603	26273	1.5	1.0E-101	4503914	NT	Homo sapiens ventral anterior homeobox 2 (VAX2), mRNA
804	13671	26335	1.22	1.0E-101	Z20668.1	NT	Homo sapiens pescadillo (zebrafish) homolog 1, containing BRCT domain (PES1), mRNA
994	13729	26396	14.26	1.0E-101	BF881218.1	EST_HUMAN	Homo sapiens phosphoribosylglycinamide formyltransferase, phosphoribosylglycinamide synthetase, phosphoribosylamimidazole synthetase (GART) mRNA
1030	13780	26449	1.63	1.0E-101	A1221878.1	EST_HUMAN	Homo sapiens of cardiac alpha-myosin heavy chain gene
1577	14324	27012	1.46	1.0E-101	5921460	NT	602156474F1 NIH_MGC_83 Homo sapiens cDNA clone IMAGE:4207291 5'
1577	14324	27013	1.46	1.0E-101	5921460	NT	qg99e09.x1 Soares_NFL_T_GBC_S1 Homo sapiens cDNA clone IMAGE:1843336 3'
1740	14482	27192	1.52	1.0E-101	7662183	NT	Homo sapiens butyrophilin, subfamily 2, member A1 (BTN2A1), mRNA
1740	14482	27193	1.52	1.0E-101	7662183	NT	Homo sapiens butyrophilin, subfamily 2, member A1 (BTN2A1), mRNA
1938	14673	27389	1.62	1.0E-101	4502996	NT	Homo sapiens KIAA0569 gene product (KIAA0569), mRNA
2050	14783	27510	1.79	1.0E-101	BE843070.1	EST_HUMAN	Homo sapiens KIAA0569 gene product (KIAA0569), mRNA
2349	15592	27808	1.71	1.0E-101	5729892	NT	Homo sapiens carboxypeptidase A1 (pancreatic) (CPA1) mRNA
2620	15332	28076	2.8	1.0E-101	X72893.1	NT	RC3-ST0281-160600-016-h09 ST0281 Homo sapiens cDNA Homo sapiens A kinase (PRKA) anchor protein 6 (AKAP6), mRNA H. sapiens EWS gene, exon 5

Single Exon Probes Expressed in Brain

Probe SEQ ID NO:	Exon SEQ ID NO:	ORF SEQ ID NO:	Expression Signal	Most Similar (Top) Hit BLAST E Value	Top Hit Accession No.	Top Hit Database Source	Top Hit Descriptor
2747	15462	28192	1.09	1.0E-101	AJ237744.1	NT	Homo sapiens RIBIIR gene (partial), exon 12
2747	15452	28193	1.09	1.0E-101	AJ237744.1	NT	Homo sapiens RIBIIR gene (partial), exon 12
2955	15721		13.73	1.0E-101	AJ252312.1	NT	Homo sapiens genomic downstream Rhesus box
3198	15961	28613	1.98	1.0E-101	4885270	NT	Homo sapiens gamma-glutamyltransferase 1 (GGT1) mRNA
3235	15997		2.27	1.0E-101	BF035327.1	EST_HUMAN	601458531F1 NIH_MGC_66 Homo sapiens cDNA clone IMAGE:3862086 5'
3375	16134	28790	1.93	1.0E-101	AW985556.1	EST_HUMAN	EST377629 MAGI resequences, MAGI Homo sapiens cDNA
3395	16452	28192	1.49	1.0E-101	AJ237744.1	NT	Homo sapiens RIBIIR gene (partial), exon 12
3395	19452	28193	1.49	1.0E-101	AJ237744.1	NT	Homo sapiens RIBIIR gene (partial), exon 12
3857	16607	29245	3.59	1.0E-101	AB022785.1	NT	Homo sapiens ASH2L gene, complete cds, similar to Drosophila ash2 gene
4874	17697	30304	1.16	1.0E-101	5921460	NT	Homo sapiens butyrophilin, subfamily 2, member A1 (BTN2A1), mRNA
4974	17697	30305	1.16	1.0E-101	5921460	NT	Homo sapiens butyrophilin, subfamily 2, member A1 (BTN2A1), mRNA
5235	18041	30689	1.22	1.0E-101	AW985199.1	EST_HUMAN	EST377212 MAGI resequences, MAGI Homo sapiens cDNA
5913	18688	31651	3.68	1.0E-101	7427512	NT	Homo sapiens cytoplasmic linker 2 (CYLN2), mRNA
5913	18698	31652	3.68	1.0E-101	7427512	NT	Homo sapiens cytoplasmic linker 2 (CYLN2), mRNA
6595	19358	32372	1.27	1.0E-101	11430734	NT	Homo sapiens carbonic anhydrase VII (CA7), mRNA
7173	19859		1.01	1.0E-101	11545780	NT	Homo sapiens hypothetical protein FLJ22087 (FLJ22087), mRNA
7220	19905	32977	5.67	1.0E-101	AF208970.1	NT	Homo sapiens Kruppel-type zinc finger protein (PEG3) mRNA, alternative splice form 4, partial cds
7220	19905	32978	5.57	1.0E-101	AF208970.1	NT	Homo sapiens Kruppel-type zinc finger protein (PEG3) mRNA, alternative splice form 4, partial cds
7376	20056	33136	7.48	1.0E-101	AW008475.1	EST_HUMAN	ww55f12.x1 NCI_CGAP_Cas4 Homo sapiens cDNA clone IMAGE:2533487 3'
7474	20147		1.79	1.0E-101	BE257984.1	EST_HUMAN	601109217F1 NIH_MGC_16 Homo sapiens cDNA clone IMAGE:3348901 5'
7623	20289	33398	7.43	1.0E-101	BF330759.1	EST_HUMAN	RC1-BT0313-220700-018-f12 BT0313 Homo sapiens cDNA
7813	20508	33631	0.84	1.0E-101	BE276821.1	EST_HUMAN	601121621F1 NIH_MGC_20 Homo sapiens cDNA clone IMAGE:3345869 5'
7813	20508	33632	0.84	1.0E-101	BE276821.1	EST_HUMAN	601121621F1 NIH_MGC_20 Homo sapiens cDNA clone IMAGE:3345869 5'
7954	20849	33772	2.88	1.0E-101	BF029174.1	EST_HUMAN	601764686F1 NIH_MGC_53 Homo sapiens cDNA clone IMAGE:3968837 5'
8221	20915	34050	0.67	1.0E-101	AW630070.1	EST_HUMAN	hh74g10.y1 NCI_CGAP_GU1 Homo sapiens cDNA clone IMAGE:2868578 5' similar to gb:J03143 INTERFERON-GAMMA RECEPTOR ALPHA CHAIN PRECURSOR (HUMAN);
8221	20915	34051	0.67	1.0E-101	AW630070.1	EST_HUMAN	hh74g10.y1 NCI_CGAP_GU1 Homo sapiens cDNA clone IMAGE:2868578 5' similar to gb:J03143 INTERFERON-GAMMA RECEPTOR ALPHA CHAIN PRECURSOR (HUMAN);
8908	21699	34741	1.08	1.0E-101	AA036800.1	EST_HUMAN	zk29g08.r1 Sceres pregnant, uterus Nib-HPU Homo sapiens cDNA clone IMAGE:471898 5' similar to PIR:554640 S54640 YD9935.03c protein - yeast;
9229	21808	35080	0.83	1.0E-101	AB037772.1	NT	Homo sapiens mRNA for KIAA1351 protein, partial cds
9229	21908	35081	0.83	1.0E-101	AB037772.1	NT	Homo sapiens mRNA for KIAA1351 protein, partial cds
9362	20432	33553	17.13	1.0E-101	X600699.1	NT	Human mRNA for pancreatic gamma-glutamyltransferase
9362	20432	33554	17.13	1.0E-101	X600699.1	NT	Human mRNA for pancreatic gamma-glutamyltransferase

Single Exon Probes Expressed in Brain

Probe SEQ ID NO:	Exon SEQ ID NO:	ORF SEQ ID NO:	Expression Signal	Most Similar (Top) Hit BLAST E Value	Top Hit Accession No.	Top Hit Database Source	Top Hit Descriptor
9375	21850	35123	17.01	1.0E-101	9845482	NT	Homo sapiens gamma-glutamyltransferase 1 (GGT1), transcript variant 3, mRNA
9657	22309	36506	6.24	1.0E-101	BE619667.1	EST_HUMAN	601472808T1 NIH_MGC_68 Homo sapiens cDNA clone IMAGE:3875953 3'
9657	22309	35507	6.24	1.0E-101	BE619667.1	EST_HUMAN	601472808T1 NIH_MGC_68 Homo sapiens cDNA clone IMAGE:3875953 3'
9794	22445	36650	0.72	1.0E-101	10863960	NT	Homo sapiens potassium channel, subfamily K, member 10 (KCNK10), mRNA
10308	22955	36171	1.49	1.0E-101	11429127	NT	Homo sapiens Janus kinase 2 (a protein tyrosine kinase) (JAK2), mRNA
10447	23093	36323	0.94	1.0E-101	BE973648.1	EST_HUMAN	601680826F1 NIH_MGC_83 Homo sapiens cDNA clone IMAGE:3950887 5'
10447	23093	36324	0.94	1.0E-101	BE973648.1	EST_HUMAN	601680826F1 NIH_MGC_83 Homo sapiens cDNA clone IMAGE:3950887 5'
10788	23471	36713	1.98	1.0E-101	S38327.1	NT	branched-chain alpha-keto acid dehydrogenase complex E1 alpha subunit [human, Genomic, 195 nt, segment 8 of 8]
11053	23723	36994	2.11	1.0E-101	AB020626.1	NT	Homo sapiens mRNA for KIAA0819 protein, partial cds
11398	24004	37307	2.06	1.0E-101	AI590078.1	EST_HUMAN	hm56c01.x1 NCL_CGAP_Brn25 Homo sapiens cDNA clone IMAGE:2162304 3' similar to gb:M13361
11398	24004	37308	2.06	1.0E-101	AI590078.1	EST_HUMAN	HEPARIN-BINDING GROWTH FACTOR PRECURSOR 1 (HUMAN);
11763	24354	37688	1.31	1.0E-101	AI908168.1	EST_HUMAN	hm56c01.x1 NCL_CGAP_Brn25 Homo sapiens cDNA clone IMAGE:2162304 3' similar to gb:M13361
11763	24354	37687	1.31	1.0E-101	AI908168.1	EST_HUMAN	HEPARIN-BINDING GROWTH FACTOR PRECURSOR 1 (HUMAN);
12461	24829	25485	13.68	1.0E-101	AW939051.1	EST_HUMAN	RC-BT163-290499-085 BT163 Homo sapiens cDNA
38	12866	25485	2	1.0E-102	AF012872.1	NT	RC-BT163-290499-085 BT163 Homo sapiens cDNA
332	13133	25767	4.35	1.0E-102	AL163303.2	NT	RC-BT163-290499-085 BT163 Homo sapiens cDNA
768	13530	26190	1.59	1.0E-102	4557634	NT	RC-BT163-290499-085 BT163 Homo sapiens cDNA
1095	13863	26512	2.8	1.0E-102	M10976.1	NT	RC-BT163-290499-085 BT163 Homo sapiens cDNA
1245	13994	26660	1.67	1.0E-102	11437146	NT	QV1-DT0068-240200-085-a01 DT0068 Homo sapiens cDNA
1245	13994	26660	1.67	1.0E-102	11437146	NT	QV1-DT0068-240200-085-a01 DT0068 Homo sapiens cDNA
1245	13994	26661	1.67	1.0E-102	4826977	NT	Homo sapiens phosphatidylinositol 4-kinase 230 (p14K230) mRNA, complete cds
1261	14010	26678	0.99	1.0E-102	BE408447.1	EST_HUMAN	Homo sapiens phosphatidylinositol 4-kinase 230 (p14K230) mRNA, complete cds
1398	14145	26823	119.7	1.0E-102	BE408447.1	EST_HUMAN	Homo sapiens chromosome 21 segment HS21C103
2307	15032	27769	1.88	1.0E-102	AI124669.1	EST_HUMAN	Homo sapiens down-regulated in adenoma (DRA) mRNA
2307	15032	27770	1.88	1.0E-102	AI124669.1	EST_HUMAN	Homo sapiens endogenous retroviral DNA (4-1), complete retroviral segment
3061	15827	28472	1.32	1.0E-102	7661979	NT	Human endogenous retroviral DNA (4-1), complete retroviral segment
3130	15895	28538	4.76	1.0E-102	AU141005.1	EST_HUMAN	Homo sapiens solute carrier family 2 (facilitated glucose transporter), member 9 (SLC2A9), mRNA
3130	15895	28539	4.76	1.0E-102	AU141005.1	EST_HUMAN	Homo sapiens solute carrier family 2 (facilitated glucose transporter), member 9 (SLC2A9), mRNA
4207	16948	28574	1.57	1.0E-102	AL163207.2	NT	Homo sapiens reelin (RELN) mRNA
4378	17115	29748	2.17	1.0E-102	BE251310.1	EST_HUMAN	Homo sapiens reelin (RELN) mRNA
							601298982F1 NIH_MGC_21 Homo sapiens cDNA clone IMAGE:3629901 5'
							601298982F1 NIH_MGC_21 Homo sapiens cDNA clone IMAGE:1639954 3' similar to
							SW:GG95_HUMAN Q08379 GOLGIN-95 ;
							am60c10.x1 Johnston frontal cortex Homo sapiens cDNA clone IMAGE:1639954 3' similar to
							SW:GG95_HUMAN Q08379 GOLGIN-95 ;
							am60c10.x1 Johnston frontal cortex Homo sapiens cDNA clone IMAGE:1639954 3' similar to
							SW:GG95_HUMAN Q08379 GOLGIN-95 ;
							Homo sapiens KIAA0187 gene product (KIAA0187), mRNA
							AU141005 PLACE4 Homo sapiens cDNA clone PLACE4000650 5'
							AU141005 PLACE4 Homo sapiens cDNA clone PLACE4000650 5'
							Homo sapiens chromosome 21 segment HS21C007
							601107943F1 NIH_MGC_18 Homo sapiens cDNA clone IMAGE:3943882 5'



Single Exon Probes Expressed in Brain

Probe SEQ ID NO:	Exon SEQ ID NO:	ORF SEQ ID NO:	Expression Signal	Most Similar (Top) Hit BLAST E Value	Top Hit Accession No.	Top Hit Database Source	Top Hit Descriptor
5287	18092	30753	1.87	1.0E-102	AF067133.1	NT	Homo sapiens protein phosphatase-1 regulatory subunit 7 (PPP1R7) gene, exon 7
5663	18458		9.17	1.0E-102	AB034951.1	NT	Homo sapiens HSC54 mRNA for heat shock cognate protein 54, complete cds
5698	18492	31414	2.84	1.0E-102	7705398	NT	Homo sapiens histone deacetylase 7 (HDAC7), mRNA
5698	18492	31415	2.84	1.0E-102	7705398	NT	Homo sapiens histone deacetylase 7 (HDAC7), mRNA
5704	18498	31420	0.81	1.0E-102	11433046	NT	Homo sapiens hect domain and RLD 2 (HERC2), mRNA
6200	18976	31954	2.93	1.0E-102	A1459825.1	EST_HUMAN	Homo sapiens BARE1L1 mRNA for BARE1-like protein 1, similar to TR:Q13137
7036	19728	32785	0.75	1.0E-102	BE729323.1	EST_HUMAN	Q13137 NDP62.
7065	19756	32821	1.04	1.0E-102	BE386106.1	EST_HUMAN	601561505F1 NIH_MGC_20 Homo sapiens cDNA clone IMAGE:3851241 5'
7255	19939	33014	8.23	1.0E-102	AJ238994.1	EST_HUMAN	60127215F1 NIH_MGC_20 Homo sapiens cDNA clone IMAGE:3618243 5'
7524	20195	33288	3.91	1.0E-102	AV710738.1	EST_HUMAN	Homo sapiens mRNA for Centaurin-alpha2 protein
8122	20816	33952	1.32	1.0E-102	BE763051.1	EST_HUMAN	AV710738 Cu Homo sapiens cDNA clone GJAAKD03 5'
8201	20895	34032	2.21	1.0E-102	BE910555.1	EST_HUMAN	QV3-NT0025-210600-236-t08.NT0026 Homo sapiens cDNA
8392	21085	34219	2.21	1.0E-102	AV694817.1	EST_HUMAN	601501107F1 NIH_MGC_70 Homo sapiens cDNA clone IMAGE:3603145 5'
8501	21193	34335	1.19	1.0E-102	AB007923.1	EST_HUMAN	AV694817 GK Homo sapiens cDNA clone GK0EEE11 5'
8829	21521	34967	0.63	1.0E-102	BE388063.1	EST_HUMAN	AV694817 GK Homo sapiens cDNA clone GK0EEE11 5'
8829	21521	34668	0.63	1.0E-102	BE388063.1	EST_HUMAN	AV694817 GK Homo sapiens cDNA clone GK0EEE11 5'
9150	21881	35049	0.52	1.0E-102	A1762859.1	EST_HUMAN	Homo sapiens mRNA for KIAA0454 protein, partial cds
9181	21851	35017	0.81	1.0E-102	AV755842.1	EST_HUMAN	Homo sapiens mRNA for KIAA0454 protein, partial cds
9221	21900	35068	2.28	1.0E-102	T70393.1	EST_HUMAN	601283770F1 NIH_MGC_44 Homo sapiens cDNA clone IMAGE:3605536 5'
9221	21800	35070	2.28	1.0E-102	T70393.1	EST_HUMAN	601283770F1 NIH_MGC_44 Homo sapiens cDNA clone IMAGE:3605536 5'
9311	21978	35151	3.79	1.0E-102	AU124629.1	EST_HUMAN	601283770F1 NIH_MGC_44 Homo sapiens cDNA clone IMAGE:3605536 5'
10281	22929		0.69	1.0E-102	AF153715.1	NT	wf63606.x1 NCI_CGAP_Kid12 Homo sapiens cDNA clone IMAGE:2397971 3' similar to contains MER4.t1
10367	23013	36228	3.67	1.0E-102	A1905037.1	EST_HUMAN	MER4 MER4 repetitive element.
10367	23013	36229	3.67	1.0E-102	A1905037.1	EST_HUMAN	MER4 MER4 repetitive element.
10428	23074	36295	1.24	1.0E-102	AA970786.1	EST_HUMAN	MER4 MER4 repetitive element.
11008	23680	36937	2.56	1.0E-102	4507822	NT	AV755942 BM Homo sapiens cDNA clone BMFAUD06 5'
11008	23680	36938	2.56	1.0E-102	4507822	NT	AV755942 BM Homo sapiens cDNA clone BMFAUD06 5'
11280	23951	37248	1.55	1.0E-102	AA868675.1	EST_HUMAN	AV755942 BM Homo sapiens cDNA clone IMAGE:67021 5'
11380	23987	37287	3.01	1.0E-102	BF359243.1	EST_HUMAN	AV755942 BM Homo sapiens cDNA clone IMAGE:67021 5'
							y413407.t1 Soares fetal liver spleen 1NFLS Homo sapiens cDNA clone IMAGE:67021 5'
							y413407.t1 Soares fetal liver spleen 1NFLS Homo sapiens cDNA clone IMAGE:67021 5'
							AU124629 NT2RM4 Homo sapiens cDNA clone NT2RM4000309 5'
							Homo sapiens phospholipid scramblase 1 gene, exon 1 and 5' flanking region
							RC-BT074-260499-014.BT074 Homo sapiens cDNA
							RC-BT074-260499-014.BT074 Homo sapiens cDNA
							on57104.s1 Soares_NFL_T_GBC_S1 Homo sapiens cDNA clone IMAGE:1560823 3' similar to
							SW:CAV2_HUMAN P51636 CAVEOLIN-2 [1];
							Homo sapiens UDP glycosyltransferase 2 family, polypeptide B11 (UGT2B11) mRNA
							Homo sapiens UDP glycosyltransferase 2 family, polypeptide B11 (UGT2B11) mRNA
							ak49h10.s1 Soares_testis_NHT Homo sapiens cDNA clone IMAGE:1408347 3'
							RC6-E10072-150600-011-F01 ET0072 Homo sapiens cDNA

Table 4

Single Exon Probes Expressed in Brain

Probe SEQ ID NO:	Exon SEQ ID NO:	ORF SEQ ID NO:	Expression Signal	Most Similar (Top) Hit BLAST E Value	Top Hit Accession No.	Top Hit Database Source	Top Hit Descriptor
11710	24305	37631	3.57	1.0E-102	U41302.1	NT	Human chromosome 16 creatine transporter (SLC6A8) and (CDM) paralogous genes, complete cds
11911	24475		3.52	1.0E-102	AL163280.2	NT	Homo sapiens chromosome 21 segment HS21C080
12450	24820	31023	4.99	1.0E-102	AW300862.1	EST_HUMAN	AK07612.x1 NCL_CGAP_Co20 Homo sapiens cDNA clone IMAGE:2666038 3'
67	12895	25528	1.19	1.0E-103	BE908188.1	EST_HUMAN	601500405F1 NIH_MGC_70 Homo sapiens cDNA clone IMAGE:3902305 5'
67	12896	25529	1.19	1.0E-103	BE908188.1	EST_HUMAN	601500405F1 NIH_MGC_70 Homo sapiens cDNA clone IMAGE:3902305 5'
98	12924	25661	10.5	1.0E-103	D87078.2	NT	Homo sapiens mRNA for KIAA0235 protein, partial cds
203	13016	25656	1.45	1.0E-103	5453793	NT	Homo sapiens nucleolar protein (KKE/D repeat) (NOP56) mRNA
960	13726	26389	0.79	1.0E-103	AJ278348.1	NT	Homo sapiens mRNA for pregnancy-associated plasma protein-E (PAPPE gene)
1221	14337	26843	10.23	1.0E-103	BE877641.1	EST_HUMAN	Homo sapiens mRNA for 4-kinesin 230 (p14K230) mRNA, complete cds
1807	14644	27354	3.76	1.0E-103	AF012872.1	NT	Homo sapiens smg GDS-ASSOCIATED PROTEIN (SMAP), mRNA
1868	14704	27420	1.75	1.0E-103	7657592	NT	Homo sapiens bone morphogenetic protein 8 (osteogenic protein 2) (BMP8) mRNA
1968	14704	27421	1.44	1.0E-103	4502428	NT	Homo sapiens bone morphogenetic protein 8 (osteogenic protein 2) (BMP8) mRNA
2303	16028	27765	1.15	1.0E-103	AU134991.1	EST_HUMAN	Homo sapiens bone morphogenetic protein 8 (osteogenic protein 2) (BMP8) mRNA
2452	16170	27909	1.33	1.0E-103	AF060668.1	NT	Homo sapiens bone morphogenetic protein 8 (osteogenic protein 2) (BMP8) mRNA
2603	15316	28055	1.23	1.0E-103	BF529379.1	EST_HUMAN	Homo sapiens promyelocytic leukemia zinc finger protein (PLZF) gene, complete cds
3064	15830	28789	2.68	1.0E-103	BE744722.1	EST_HUMAN	602041882F1 NCL_CGAP_Brn67 Homo sapiens cDNA clone IMAGE:4179429 5'
3374	16133	28837	4.1	1.0E-103	AW298245.1	EST_HUMAN	602041882F1 NCL_CGAP_Brn67 Homo sapiens cDNA clone IMAGE:4179429 5'
3493	16188	28837	0.89	1.0E-103	AB040882.1	NT	601573113F1 NIH_MGC_9 Homo sapiens cDNA clone IMAGE:3834315 5'
3737	16490		8.55	1.0E-103	AF023961.1	NT	U1-HWO-ajh-h-11-0-U1.s1 NCL_CGAP_Sub86 Homo sapiens cDNA clone IMAGE:2733165 3'
3774	16528	29185	1.23	1.0E-103	AA485663.1	EST_HUMAN	Homo sapiens mRNA for KIAA1459 protein, partial cds
3810	16582	29195	1.72	1.0E-103	11430876	NT	Homo sapiens mRNA for KIAA1459 protein, partial cds
3985	16733	29367	3.47	1.0E-103	T23683.1	EST_HUMAN	Homo sapiens mRNA for KIAA1459 protein, partial cds
5844	18632	31587	0.98	1.0E-103	BF599527.1	EST_HUMAN	Homo sapiens mRNA for KIAA1459 protein, partial cds
5852	18639	31577	2.62	1.0E-103	AF179995.1	NT	Homo sapiens mRNA for KIAA1459 protein, partial cds
6174	18951	31923	0.89	1.0E-103	11435053	NT	Homo sapiens mRNA for KIAA1459 protein, partial cds
6174	18951	31924	0.89	1.0E-103	11435053	NT	Homo sapiens mRNA for KIAA1459 protein, partial cds
6368	19137	32132	0.75	1.0E-103	AW954566.1	EST_HUMAN	Homo sapiens mRNA for KIAA1459 protein, partial cds
6368	19137	32133	0.75	1.0E-103	AW954566.1	EST_HUMAN	Homo sapiens mRNA for KIAA1459 protein, partial cds
6498	25092	32265	1.53	1.0E-103	AA781442.1	EST_HUMAN	Homo sapiens mRNA for KIAA1459 protein, partial cds
6535	19301	32304	0.94	1.0E-103	AF053490.1	NT	Homo sapiens mRNA for KIAA1459 protein, partial cds

Table 4

Single Exon Probes Expressed In Brain

Probe SEQ ID NO:	Exon SEQ ID NO:	ORF SEQ ID NO:	Expression Signal	Most Similar (Top) Hit BLAST E Value	Top Hit Accession No.	Top Hit Database Source	Top Hit Descriptor
6618	19380	32396	1.48	1.0E-103	AI590071.1	EST_HUMAN	hm58b05.x1 NCI_CGAP_Bm25 Homo sapiens cDNA clone IMAGE:2162289 3' similar to TR:Q13769 Q13769 ANONYMOUS.;
6618	19380	32397	1.48	1.0E-103	AI590071.1	EST_HUMAN	hm58b05.x1 NCI_CGAP_Bm25 Homo sapiens cDNA clone IMAGE:2162289 3' similar to TR:Q13769 Q13769 ANONYMOUS.;
6747	17916	30579	1.53	1.0E-103	5032282	NT	Homo sapiens dystrophin (muscular dystrophy, Duchenne and Becker types). Includes DXS164, DXS206, DXS230, DXS239, DXS268, DXS269, DXS270, DXS272 (DMD), transcript variant Dp427m, mRNA
6747	17916	30580	1.53	1.0E-103	5032282	NT	Homo sapiens dystrophin (muscular dystrophy, Duchenne and Becker types). Includes DXS164, DXS206, DXS230, DXS239, DXS268, DXS269, DXS270, DXS272 (DMD), transcript variant Dp427m, mRNA
6872	17949	30544	1.27	1.0E-103	11431100	NT	Homo sapiens ribosomal protein L3-like (RPL3L), mRNA
6935	19670	32716	0.89	1.0E-103	AJ289890.1	NT	Homo sapiens KIAA0851 gene (partial), X13 gene and LZTFL1 gene
7127	19815	32883	1.63	1.0E-103	AW965776.1	EST_HUMAN	EST377849 MAGE resequences, MAGI Homo sapiens cDNA
7233	19918	32980	6.93	1.0E-103	BE748158.1	EST_HUMAN	601671537F1 NIH_MGC_55 Homo sapiens cDNA clone IMAGE:3898545 5'
7671	20335	33446	4.21	1.0E-103	AI590071.1	EST_HUMAN	hm58b05.x1 NCI_CGAP_Bm25 Homo sapiens cDNA clone IMAGE:2162289 3' similar to TR:Q13769 Q13769 ANONYMOUS.;
7671	20335	33447	4.21	1.0E-103	AI590071.1	EST_HUMAN	hm58b05.x1 NCI_CGAP_Bm25 Homo sapiens cDNA clone IMAGE:2162289 3' similar to TR:Q13769 Q13769 ANONYMOUS.;
8187	20881	34019	0.77	1.0E-103	T31080.1	EST_HUMAN	EST27163 Human Brain Homo sapiens cDNA 5' and similar to None
8519	21211	34354	2.22	1.0E-103	AU140344.1	EST_HUMAN	AU140344 PLACE2 Homo sapiens cDNA clone PLACE2000374 5'
8519	21211	34355	2.22	1.0E-103	AU140344.1	EST_HUMAN	AU140344 PLACE2 Homo sapiens cDNA clone PLACE2000374 5'
8604	21296	34439	1.1	1.0E-103	BF109244.1	EST_HUMAN	7160903.x1 Soares NSF F8 9W_OT_PA_P S1 Homo sapiens cDNA clone IMAGE:3525964 3' similar to SW:PTNF_HUMAN Q16825 PROTEIN-TYROSINE PHOSPHATASE D1 ;
9005	21695	34945	2.86	1.0E-103	6005921	NT	Homo sapiens triple functional domain (PTPRF interacting) (TRIO), mRNA
9005	21695	34946	2.86	1.0E-103	6005921	NT	Homo sapiens triple functional domain (PTPRF interacting) (TRIO), mRNA
9046	21736	34991	1.16	1.0E-103	AA581086.1	EST_HUMAN	nd13c02.s1 NCI_CGAP_Ov1 Homo sapiens cDNA clone IMAGE:800162 3' similar to gb:LO2426 26S PROTEASE SUBUNIT 4 (HUMAN);
9088	21777	34941	5.04	1.0E-103	AA774980.1	EST_HUMAN	ae84d12.s1 Stratagene schizo brain S11 Homo sapiens cDNA clone IMAGE:970871 3' similar to gb:X03747_cds1 SODIUMPOTASSIUM-TRANSPORTING ATPASE BETA-1 (HUMAN);
9162	21832	34995	0.56	1.0E-103	BE935842.1	EST_HUMAN	QV2-NN0045-230800-322-503 NN0045 Homo sapiens cDNA
9162	21832	34996	0.56	1.0E-103	BE935842.1	EST_HUMAN	QV2-NN0045-230800-322-503 NN0045 Homo sapiens cDNA
9958	22608	35811	1.44	1.0E-103	Z37976.1	NT	H.sapiens mRNA for latent transforming growth factor-beta binding protein (LTBP-2)
9999	22647	35859	1.89	1.0E-103	AW963876.1	EST_HUMAN	EST375749 MAGE resequences, MAGH Homo sapiens cDNA

Page 430 of 536  
Table 4

Single Exon Probes Expressed In Brain

Probe SEQ ID NO:	Exon SEQ ID NO:	ORF SEQ ID NO:	Expression Signal	Most Similar (Top) Hit BLAST E Value	Top Hit Accession No.	Top Hit Database Source	Top Hit Descriptor
10138	22788	35988	9.2	1.0E-103	A1878958.1	EST_HUMAN	eu51g04.y1 Schneider fetal brain 00004 Homo sapiens cDNA clone IMAGE:2518328 5' similar to TR:O15048 O15048 KIAA0338 ;
10834	23328	36563	3.66	1.0E-103	A1792769.1	EST_HUMAN	U02208.y6 NCI CGAP Lu5 Homo sapiens cDNA clone IMAGE:1622283 6' similar to TR:Q62084 Q62084 PHOSPHOLIPASE C NEIGHBORING ;
10737	23424	36668	2.04	1.0E-103	11424061	NT	Homo sapiens AXL receptor tyrosine kinase (AXL), mRNA
10737	23424	36669	2.04	1.0E-103	11424061	NT	Homo sapiens AXL receptor tyrosine kinase (AXL), mRNA
10748	23434	36677	2.22	1.0E-103	AF149773.1	NT	Homo sapiens NOD1 protein (NOD1) gene, exons 1, 2, and 3
10748	23434	36678	2.22	1.0E-103	AF149773.1	NT	Homo sapiens NOD1 protein (NOD1) gene, exons 1, 2, and 3
10793	23476	36717	1.3	1.0E-103	X87831.2	NT	Homo sapiens mRNA for partial OCT/plexin-A2 protein
10793	23476	36718	1.3	1.0E-103	X87831.2	NT	Homo sapiens mRNA for partial OCT/plexin-A2 protein
11347	24037	37340	2.8	1.0E-103	AU136283.1	EST_HUMAN	AU136283 PLACE1 Homo sapiens cDNA clone PLACE1003923 5'
11423	23190	36421	10.74	1.0E-103	L49610.1	NT	Homo sapiens poly cystic kidney disease (PKD1) gene, exons 27-30
11748	24339	37667	2.41	1.0E-103	BE644611.1	EST_HUMAN	766Ba10.x1 Soares NSF F8 9W_OT_PA_P_S1 Homo sapiens cDNA clone IMAGE:3287610 3' similar to contains MER29.k3 MER29 repetitive element ;
11837	24494		2.11	1.0E-103	11626281	NT	Homo sapiens hypothetical protein FLJ20454 (FLJ20454), mRNA
12128	24620	31091	2.83	1.0E-103	AB011399.1	NT	Homo sapiens gene for AF-6, complete cds
227	13039	25676	3.73	1.0E-104	AL037549.3	EST_HUMAN	DKFZp664H1072_r1_664 (synonym: hfr2) Homo sapiens cDNA clone DKFZp664H1072 5'
227	13039	25677	3.73	1.0E-104	AL037549.3	EST_HUMAN	DKFZp664H1072_r1_664 (synonym: hfr2) Homo sapiens cDNA clone DKFZp664H1072 5'
1881	14618	27326	2.18	1.0E-104	4502428	NT	Homo sapiens bone morphogenetic protein 8 (osteogenic protein 2) (BMP8), mRNA
2190	14919	27653	3.68	1.0E-104	AA132975.1	EST_HUMAN	zo22e06.e1 Stratagene colon (#837204) Homo sapiens cDNA clone IMAGE:587628 3' similar to gb:Z14116_ma1 CD59 GLYCOPROTEIN PRECURSOR (HUMAN);
2201	14929	27666	2.57	1.0E-104	BET44628.1	EST_HUMAN	601577460FT NIH_MGC 9 Homo sapiens cDNA clone IMAGE:3926438 5'
2369	15091	27829	1.38	1.0E-104	BF334221.1	EST_HUMAN	RC1-CT0249-110900-214-f12 CT0249 Homo sapiens cDNA
2369	15091	27830	1.38	1.0E-104	BF334221.1	EST_HUMAN	RC1-CT0249-110900-214-f12 CT0249 Homo sapiens cDNA
2436	15158	27893	1.96	1.0E-104	5031570	NT	Homo sapiens ARP2 (actin-related protein 2, yeast) homolog (ACTR2), mRNA
2507	16224	27956	1.11	1.0E-104	7662125	NT	Homo sapiens KIAA0440 protein (KIAA0440), mRNA
2507	16224	27966	1.11	1.0E-104	7662125	NT	Homo sapiens KIAA0440 protein (KIAA0440), mRNA
2874	15641	28295	7.41	1.0E-104	M34671.1	NT	Human lymphocytic antigen CD58/MEM43 mRNA, complete cds
2917	15983		2.74	1.0E-104	Y11151.1	NT	H. sapiens gene encoding phenylpyruvate tautomerase II
3386	16145		2.04	1.0E-104	AA319436.1	EST_HUMAN	EST121658 Adrenal gland tumor Homo sapiens cDNA 5' end
3587	16341	28986	0.79	1.0E-104	AB033102.1	NT	Homo sapiens mRNA for KIAA1276 protein, partial cds
3587	16341	28987	0.79	1.0E-104	AB033102.1	NT	Homo sapiens mRNA for KIAA1276 protein, partial cds
3924	16674	29315	0.76	1.0E-104	AB032998.1	NT	Homo sapiens mRNA for KIAA1172 protein, partial cds
4344	17083	29712	3.93	1.0E-104	X02761.1	NT	Human mRNA for fibronectin (FN precursor)

Page 431 of 536  
Table 4  
Single Exon Probes Expressed in Brain

Probe SEQ ID NO:	Exon SEQ ID NO:	ORF SEQ ID NO:	Expression Signal	Most Similar (Top) Hit BLASTE Value	Top Hit Accession No.	Top Hit Database Source	Top Hit Descriptor
4570	17306	29832	1.23	1.0E-104	AF231920.1	NT	Homo sapiens chromosome 21 unknown mRNA
4570	17305	29833	1.23	1.0E-104	AF231920.1	NT	Homo sapiens chromosome 21 unknown mRNA
5106	17824	30441	1.06	1.0E-104	7657038	NT	Homo sapiens death receptor 6 (DR6), mRNA
5850	18637	31573	1.26	1.0E-104	U43379.1	NT	Human Down Syndrome region of chromosome 21 DNA
5850	18637	31574	1.28	1.0E-104	U43379.1	NT	Human Down Syndrome region of chromosome 21 DNA
5897	18682	31630	1.12	1.0E-104	AB017332.1	NT	Homo sapiens e1k3 mRNA for Aurora/Ip1-related kinase 3, complete cds
6375	19144	32141	9.51	1.0E-104	AI768797.1	EST_HUMAN	wf03b12.x1 NCI_CGAP_Kid12 Homo sapiens cDNA clone IMAGE:2401727 3' similar to TR:Q14145 Q14145 KIAA0132 PROTEIN, .contains element LTR7 repetitive element.
6375	19144	32142	9.51	1.0E-104	AI768797.1	EST_HUMAN	wf03b12.x1 NCI_CGAP_Kid12 Homo sapiens cDNA clone IMAGE:2401727 3' similar to TR:Q14145 Q14145 KIAA0132 PROTEIN, .contains element LTR7 repetitive element.
6551	19316	32322	0.75	1.0E-104	7706512	NT	Homo sapiens PDZ domain-containing guanine nucleotide exchange factor 1 (LOC51735), mRNA
6706	19621	32663	3.31	1.0E-104	BE314182.1	EST_HUMAN	601150451F1 NIH_MGC_19 Homo sapiens cDNA clone IMAGE:3503220 5'
6706	19621	32664	3.31	1.0E-104	BE314182.1	EST_HUMAN	601150451F1 NIH_MGC_19 Homo sapiens cDNA clone IMAGE:3503220 5'
7125	19813	32881	2.03	1.0E-104	11425572	NT	Homo sapiens adaptor-related protein complex 2, beta 1 subunit (AP2B1), mRNA
8495	21187	34330	0.83	1.0E-104	BF509244.1	EST_HUMAN	U1H-B14-acw-b-09-0-UJ.st NCI_CGAP_Sub8 Homo sapiens cDNA clone IMAGE:3086176 3'
9065	21754	34915	5.23	1.0E-104	BF448230.1	EST_HUMAN	nad16g11.x1 NCI_CGAP_Lu24 Homo sapiens cDNA clone IMAGE:3365948 3'
9163	21833	34997	0.5	1.0E-104	AA682308.1	EST_HUMAN	zj98b05.s1 Soares_fetal_liver_spleen_1NFLS_S1 Homo sapiens cDNA clone IMAGE:462897 3'
9184	21854		1.31	1.0E-104	T74219.1	EST_HUMAN	yc83f02.r1 Soares Infant brain 1N1B Homo sapiens cDNA clone IMAGE:22440 5'
9214	21893	35060	4.27	1.0E-104	AF091395.1	NT	Homo sapiens Trio isoform mRNA, complete cds
9214	21893	35061	4.27	1.0E-104	AF091395.1	NT	Homo sapiens Trio isoform mRNA, complete cds
9341	20412	33529	4.4	1.0E-104	BF352841.1	EST_HUMAN	IL3-HT0619-080900-249-F07 HT0619 Homo sapiens cDNA
9341	20412	33530	4.4	1.0E-104	BF352841.1	EST_HUMAN	IL3-HT0619-080900-249-F07 HT0619 Homo sapiens cDNA
9654	22306	35503	0.85	1.0E-104	AW103848.1	EST_HUMAN	xd76d02.x1 Soares_NFL_T_GBC_S1 Homo sapiens cDNA clone IMAGE:2603523 3' similar to TR:Q24116
9654	22306	35504	0.85	1.0E-104	AW103848.1	EST_HUMAN	Q24116 HYPOTHETICAL 29.4 KD PROTEIN. ;
9847	22497	35598	0.71	1.0E-104	AF113514.1	NT	xd76d02.x1 Soares_NFL_T_GBC_S1 Homo sapiens cDNA clone IMAGE:2603523 3' similar to TR:Q24116
9993	22841	35852	2.83	1.0E-104	BE791713.1	EST_HUMAN	Q24116 HYPOTHETICAL 29.4 KD PROTEIN. ;
9993	22841	35853	2.83	1.0E-104	BE791713.1	EST_HUMAN	Homo sapiens histone acetyltransferase MORF mRNA, complete cds
10299	22846	36160	1.29	1.0E-104	AV728070.1	EST_HUMAN	601581503F1 NIH_MGC_7 Homo sapiens cDNA clone IMAGE:3935977 5'
10339	22986	36204	4.51	1.0E-104	AU130765.1	EST_HUMAN	601581503F1 NIH_MGC_7 Homo sapiens cDNA clone IMAGE:3935977 5'
10450	23096	36327	4.41	1.0E-104	U66635.1	NT	AV728070 HTC Homo sapiens cDNA clone HTCBYA07 5'
10464	23110		0.92	1.0E-104	11427757	NT	AU130765 NT2RP3 Homo sapiens cDNA clone NT2RP3001388 5'
11268	23930	37221	2.07	1.0E-104	BE720191.1	EST_HUMAN	Human beta4-integrin (ITGB4) gene, exons 19,20,21,22,23,24 and 25
							Homo sapiens KIAA0649 gene product (KIAA0649), mRNA
							RCO-HT0885-310700-021-b09 HT0885 Homo sapiens cDNA

Table 4

Single Exon Probes Expressed in Brain

Probe SEQ ID NO:	Exon SEQ ID NO:	ORF SEQ ID NO:	Expression Signal	Most Similar (Top) Hit BLAST E Value	Top Hit Accession No.	Top Hit Database Source	Top Hit Descriptor
11268	23930	37222	2.07	1.0E-104	BE720191.1	EST_HUMAN	RC0-HT0885-310700-021-b09 HT0885 Homo sapiens cDNA
11289	23959	37259	4.96	1.0E-104	BF684288.1	EST_HUMAN	602141215F1 NIH_MGC_46 Homo sapiens cDNA clone IMAGE:4302507 5'
11690	24189	37505	1.75	1.0E-104	BE731978.1	EST_HUMAN	601566806F1 NIH_MGC_21 Homo sapiens cDNA clone IMAGE:3841681 5'
11690	24189	37506	1.75	1.0E-104	BE731976.1	EST_HUMAN	601566806F1 NIH_MGC_21 Homo sapiens cDNA clone IMAGE:3841681 5'
11781	24381	37712	1.42	1.0E-104	11434729	NT	Homo sapiens ribosomal protein S6 kinase, 90kD, polypeptide 5 (RPS6KAB), mRNA
12702	24982		2.38	1.0E-104	BE93892.1	EST_HUMAN	601312181F1 NIH_MGC_44 Homo sapiens cDNA clone IMAGE:3668976 5'
272	16514	25722	11.13	1.0E-105	4502166	NT	Homo sapiens amyloid beta (A4) precursor protein (protease nexin-II, Alzheimer disease) (APP), mRNA
416	12827	26440	8.99	1.0E-105	4505160	NT	Homo sapiens Meis1 (mouse) homolog (MEIS1) mRNA
580	13360	25987	1.92	1.0E-105	AF032897.1	NT	Homo sapiens potassium channel subunit (HERG-3) mRNA, complete cds
580	13360	25988	1.92	1.0E-105	AF032897.1	NT	Homo sapiens potassium channel subunit (HERG-3) mRNA, complete cds
1814	14564	27269	0.91	1.0E-105	AL163280.2	NT	Homo sapiens chromosome 21 segment HS21C080
1919	14666	27366	1.93	1.0E-105	D50918.1	NT	Human mRNA for KIAA0128 gene, partial cds
2186	14915	27649	1.29	1.0E-105	AA318369.1	EST_HUMAN	EST20609 Spleen 1 Homo sapiens cDNA 5' end similar to autoimmune antigen Ku, p70/p80 subunit
2322	15047		1.44	1.0E-105	BE991766.1	EST_HUMAN	601434491F1 NIH_MGC_72 Homo sapiens cDNA clone IMAGE:3919511 5'
3006	15772		2.89	1.0E-105	AJ229041.1	NT	Homo sapiens 989 kb contig between AML1 and CBR1 on chromosome 21q22; segment 1/3
3348	16105	28759	0.88	1.0E-105	7304922	NT	Homo sapiens bromodomain adjacent to zinc finger domain, 2B (BAZ2B), mRNA
3348	16105	28760	0.88	1.0E-105	7304922	NT	Homo sapiens bromodomain adjacent to zinc finger domain, 2B (BAZ2B), mRNA
4077	16821	29447	2.07	1.0E-105	AW961688.1	EST_HUMAN	Homo sapiens MAGG Homo sapiens cDNA
4694	17428	30059	0.74	1.0E-105	BE868881.1	EST_HUMAN	601445623F1 NIH_MGC_65 Homo sapiens cDNA clone IMAGE:3850156 5'
4694	17428	30069	0.74	1.0E-105	BE868881.1	EST_HUMAN	601445623F1 NIH_MGC_65 Homo sapiens cDNA clone IMAGE:3850156 5'
4886	17613		4.24	1.0E-105	AL163208.2	NT	Homo sapiens chromosome 21 segment HS21C008
5043	17762	30377	1.16	1.0E-105	AB018339.1	NT	Homo sapiens mRNA for KIAA0798 protein, partial cds
5091	17810	30426	0.94	1.0E-105	AW966015.1	EST_HUMAN	EST378088 MAGE resequences, MAGI Homo sapiens cDNA
5247	18053	30681	0.66	1.0E-105	AF016704.1	NT	Homo sapiens E6-AP ubiquitin-protein ligase (UBES3A) gene, exon 2
5312	18116		1.07	1.0E-105	11420134	NT	Homo sapiens Retina-derived POU-domain factor-1 (RPF-1), mRNA
6804	19465	32485	2.18	1.0E-105	BF314302.1	EST_HUMAN	601801028F1 NIH_MGC_19 Homo sapiens cDNA clone IMAGE:4130334 5'
6804	19465	32486	2.18	1.0E-105	BF314302.1	EST_HUMAN	601801028F1 NIH_MGC_19 Homo sapiens cDNA clone IMAGE:4130334 5'
6885	17961	30516	3.65	1.0E-105	11419198	NT	Homo sapiens GTPase activating protein-like (GAPL), mRNA
6885	17961	30516	3.65	1.0E-105	11419198	NT	Homo sapiens GTPase activating protein-like (GAPL), mRNA
6927	18693	32709	0.83	1.0E-105	AW951634.1	EST_HUMAN	EST336869 MAGE resequences, MAGB Homo sapiens cDNA
7184	19870	32844	0.59	1.0E-105	BE902616.1	EST_HUMAN	60167279F1 NIH_MGC_21 Homo sapiens cDNA clone IMAGE:3660019 5'
7722	20388	33500	0.65	1.0E-105	6806894	NT	Homo sapiens plakophilin 4 (PKP4), mRNA
7758	20454	33579	0.97	1.0E-105	X12556.1	NT	Human mRNA for dbl proto-oncogene

Table 4  
Single Exon Probes Expressed in Brain

Probe SEQ ID NO:	Exon SEQ ID NO:	ORF SEQ ID NO:	Expression Signal	Most Similar (Top) Hit BLAST E Value	Top Hit Accession No.	Top Hit Database Source	Top Hit Descriptor
7927	20622	33750	6.55	1.0E-105	T05087.1	EST_HUMAN	EST02875 Fetal brain, Stralsagene (cat#8936206) Homo sapiens cDNA clone HFBOR32
8297	20991	34129	1.41	1.0E-105	AW007194.1	EST_HUMAN	ws50c10.x1 NCI_CGAP_Bm25 Homo sapiens cDNA clone IMAGE:2500628 3' similar to SW-ACSA_PENCH P36333 ACETYL-COENZYME A SYNTHETASE ;
8826	21618	34663	0.68	1.0E-105	AW840817.1	EST_HUMAN	RC1-CN0008-070100-011-e05 CN0008 Homo sapiens cDNA
8948	21639	34786	2.82	1.0E-105	AW016879.1	EST_HUMAN	UJH-B10p-abi-b-12-0-UJ.s1 NCI_CGAP_Sub2 Homo sapiens cDNA clone IMAGE:2711782 3'
9103	21791	34954	0.9	1.0E-105	AW882372.1	EST_HUMAN	QV2-OT0062-140300-083-d09 OT0062 Homo sapiens cDNA
9103	21791	34955	0.9	1.0E-105	AW882372.1	EST_HUMAN	QV2-OT0062-140300-083-d09 OT0062 Homo sapiens cDNA
9467	22077	35247	0.68	1.0E-105	BE867783.1	EST_HUMAN	601443755F1 NIH_MGC_65 Homo sapiens cDNA clone IMAGE:3847884 5'
9467	22077	35248	0.68	1.0E-105	BE867783.1	EST_HUMAN	601443755F1 NIH_MGC_65 Homo sapiens cDNA clone IMAGE:3847884 5'
10850	23531	36776	5.73	1.0E-105	AF254822.1	NT	Homo sapiens SMARCA4 isoform (SMARCA4) gene, complete cds, alternatively spliced
11185	23660	37146	1.59	1.0E-105	D63548.1	NT	Homo sapiens COL4A6 gene for $\alpha 6(V)$ collagen, exon 31
11250	23912	37204	2.38	1.0E-105	7705938	NT	Homo sapiens Ran binding protein 11 (LOC51184), mRNA
11580	24179	37494	2.58	1.0E-105	AW027554.1	EST_HUMAN	wv74f07.x1 Soares_thymus_NHFTf Homo sapiens cDNA clone IMAGE:2535301 3' similar to TR:P87892 P87892 PROTEASE ;
11675	24270	37592	1.43	1.0E-105	BF490921.1	EST_HUMAN	7c18c10.x1 NCI_CGAP_Kid11 Homo sapiens cDNA clone IMAGE:3574291 3' similar to TR:P97680 P97680 RIN1 ;
11831	24415	37753	1.73	1.0E-105	AB004924.1	NT	Homo sapiens gene for Smed 3, exon 2 and 3
11831	24415	37754	1.73	1.0E-105	AB004924.1	NT	Homo sapiens gene for Smed 3, exon 2 and 3
147	12862		1.39	1.0E-106	AW503208.1	EST_HUMAN	UI-HF-BNO-akt-g-07-0-UJ.r1 NIH_MGC_50 Homo sapiens cDNA clone IMAGE:3076348 5'
200	13013	26654	1.79	1.0E-106	AI565065.1	EST_HUMAN	tg79c01.x1 NCI_CGAP_U11 Homo sapiens cDNA clone IMAGE:2215008 3'
529	13313	25947	2.68	1.0E-106	AW965556.1	EST_HUMAN	EST377629 MAGE resequences, MAGI Homo sapiens cDNA
591	13371	26000	0.75	1.0E-106	J00146.1	NT	Human dihydrofolate reductase pseudogene (psi-hd1)
592	13371	26000	2.06	1.0E-106	J00146.1	NT	Human dihydrofolate reductase pseudogene (psi-hd1)
1515	14262	26948	1.33	1.0E-106	AF145712.1	NT	Homo sapiens soluble neuropilin-1 mRNA, complete cds
1697	14440	27138	3.48	1.0E-106	U48724.1	NT	Human epidermal growth factor receptor (EGFR) precursor-mRNA, exon 4, partial cds
1796	14536	27245	4.71	1.0E-106	AA527446.1	EST_HUMAN	ng41c05.s1 NCI_CGAP_Co3 Homo sapiens cDNA clone IMAGE:897352 3' similar to contains element LTR3 repetitive element ;
1796	14536	27246	4.71	1.0E-106	AA527446.1	EST_HUMAN	ng41c05.s1 NCI_CGAP_Co3 Homo sapiens cDNA clone IMAGE:897352 3' similar to contains element LTR3 repetitive element ;
2118	14849	27578	2.31	1.0E-106	BE144286.1	EST_HUMAN	MRO-HT0165-140200-008-d10 HT0165 Homo sapiens cDNA
2315	15040	27778	2.89	1.0E-106	4504184	NT	Homo sapiens glutathione S-transferase theta 1 (GSTT1), mRNA
2610	15322	28064	1.82	1.0E-106	BE260201.1	EST_HUMAN	601149783F1 NIH_MGC_18 Homo sapiens cDNA clone IMAGE:3502461 5'
2761	15466	28210	3.24	1.0E-106	AI276526.1	EST_HUMAN	q176h10.x1 Soares_NHMPFu_S1 Homo sapiens cDNA clone IMAGE:1878307 3'
2828	14159	26842	1.91	1.0E-106	4504184	NT	Homo sapiens glutathione S-transferase theta 1 (GSTT1), mRNA

Table 4

Single Exon Probes Expressed in Brain

Probe SEQ ID NO:	Exon SEQ ID NO:	ORF SEQ ID NO:	Expression Signal	Most Similar (Top) Hit BLAST E Value	Top Hit Accession No.	Top Hit Database Source	Top Hit Descriptor
2828	14169	28843	1.91	1.0E-106	4504184	NT	Homo sapiens glutathione S-transferase theta 1 (GSTT1), mRNA
2842	15707	28357	5.23	1.0E-106	AB037747.1	NT	Homo sapiens mRNA for KIAA1326 protein, partial cds
2842	15707	28358	5.23	1.0E-106	AB037747.1	NT	Homo sapiens mRNA for KIAA1326 protein, partial cds
3178	16939	28588	2.18	1.0E-106	8922965	NT	Homo sapiens hypothetical protein FLJ11273 (FLJ11273), mRNA
3178	16939	28589	2.18	1.0E-106	8922965	NT	Homo sapiens hypothetical protein FLJ11273 (FLJ11273), mRNA
3387	16126	28784	0.81	1.0E-106	AB008681.1	NT	Homo sapiens gene for activin receptor type IIB, complete cds
3434	16190	28638	1.18	1.0E-106	AB033104.1	NT	Homo sapiens mRNA for KIAA1278 protein, partial cds
3434	16190	28839	1.18	1.0E-106	AB033104.1	NT	Homo sapiens mRNA for KIAA1278 protein, partial cds
4017	16763	28391	7.95	1.0E-106	AW974650.1	EST_HUMAN	EST386875 MAGC resequences, MAGN Homo sapiens cDNA
4017	16763	28392	7.95	1.0E-106	AW974650.1	EST_HUMAN	EST386875 MAGC resequences, MAGN Homo sapiens cDNA
4035	16780	28410	1.05	1.0E-106	5729729	NT	Homo sapiens API5-like 1 (API5L1), mRNA
4562	17297	28924	1.4	1.0E-106	BE144286.1	EST_HUMAN	MFR0-HT0165-140200-008-d10 HT0165 Homo sapiens cDNA
5135	17853	30459	1.09	1.0E-106	AL050253.1	NT	H. sapiens mRNA similar to D29763 mouse mRNA for seizure-related gene product 6. Shares domains with BMPs, Tolloid, Sushi repeat proteins
5135	17853	30470	1.09	1.0E-106	AL050253.1	NT	H. sapiens mRNA similar to D29763 mouse mRNA for seizure-related gene product 6. Shares domains with BMPs, Tolloid, Sushi repeat proteins
5285	18090	30750	2.61	1.0E-106	AA781155.1	EST_HUMAN	q24b09.s1 Soares_testis_NHT Homo sapiens cDNA clone 1391225 3' similar to gb:X12433 PROTEIN
5764	18555	31480	0.58	1.0E-106	AU130113.1	EST_HUMAN	PHPS1-2 (HUMAN);
5764	18555	31481	0.58	1.0E-106	AU130113.1	EST_HUMAN	AU130113 NT2RP3 Homo sapiens cDNA clone NT2RP3000274 5'
5816	18605	31533	0.58	1.0E-106	AA434168.1	EST_HUMAN	AU130113 NT2RP3 Homo sapiens cDNA clone NT2RP3000274 5'
5904	18699	31637	1.3	1.0E-106	AU143428.1	EST_HUMAN	zw28d12.s1 Soares ovary tumor NbhOT Homo sapiens cDNA clone IMAGE:770615 3'
5904	18699	31638	1.3	1.0E-106	AU143428.1	EST_HUMAN	AU143428 Y79AA1 Homo sapiens cDNA clone Y79AA1001912 5'
6011	18792	31755	4.89	1.0E-106	BF679574.1	EST_HUMAN	AU143428 Y79AA1 Homo sapiens cDNA clone Y79AA1001912 5'
6303	18892	31860	0.77	1.0E-106	BE897112.1	EST_HUMAN	602154012F1 NIH_MGC_83 Homo sapiens cDNA clone IMAGE:4285067 5'
6325	19095	32083	17.68	1.0E-106	11545913	NT	601433670F1 NIH_MGC_72 Homo sapiens cDNA clone IMAGE:3924641 5'
6325	19095	32084	17.68	1.0E-106	11545913	NT	Homo sapiens xylosyltransferase II (XT2), mRNA
7271	19955	33031	5.16	1.0E-106	AA663779.1	EST_HUMAN	Homo sapiens xylosyltransferase II (XT2), mRNA
7324	20007	33084	5.33	1.0E-106	11429617	NT	ae72607.s1 Stratagene schizo brain S/11 Homo sapiens cDNA clone IMAGE:969732 3' similar to gb:X65873
7402	20080	33161	1.21	1.0E-106	BE292722.1	EST_HUMAN	KINESIN HEAVY CHAIN (HUMAN);
7611	20182	33275	9.29	1.0E-106	11425503	NT	Homo sapiens XPM2C protein (LOC57109), mRNA
7611	20182	33276	9.29	1.0E-106	11425503	NT	601105736F1 NIH_MGC_16 Homo sapiens cDNA clone IMAGE:2888345 5'
7714	20378	33491	0.67	1.0E-106	AU116850.1	EST_HUMAN	Homo sapiens sorting nexin 11 (SNX11), mRNA
							Homo sapiens sorting nexin 11 (SNX11), mRNA
							AU116850 HEMBA1 Homo sapiens cDNA clone HEMBA1000129 5'





Page 436 of 536  
Table 4

Single Exon Probes Expressed in Brain

Probe SEQ ID NO:	Exon SEQ ID NO:	ORF SEQ ID NO:	Expression Signal	Most Similar (Top) Hit BLAST E Value	Top Hit Accession No.	Top Hit Database Source	Top Hit Descriptor
12193	24664	31069	3.32	1.0E-106	BE994488.1	EST_HUMAN	601433087F1 NIH_MGC_72 Homo sapiens cDNA clone IMAGE:3918524 5'
12408	24791		4.6	1.0E-106	BE995905.1	EST_HUMAN	RC1-CT0249-090800-024-d05 CT0249 Homo sapiens cDNA
228	13040		4.42	1.0E-107	AJ271735.1	NT	Homo sapiens Xq pseudocautosomal region; segment 1/2
258	13066		1.29	1.0E-107	X60459.1	NT	Human IFNAR gene for Interferon alpha/beta receptor
607	13385		4.03	1.0E-107	4826863	NT	Homo sapiens neuronal cell adhesion molecule (NRCAM) mRNA
616	13394	26028	1.89	1.0E-107	AF155103.1	NT	Homo sapiens NY-REN-25 antigen mRNA, partial cds
866	13635	26305	1.52	1.0E-107	X60459.1	NT	Human IFNAR gene for interferon alpha/beta receptor
948	13714	26379	11.55	1.0E-107	AF154121.1	NT	Homo sapiens sodium-dependent high-affinity dicarboxylate transporter (NADC3) mRNA, complete cds
1255	14004	26673	0.73	1.0E-107	AB032253.1	NT	Homo sapiens BAZ1B mRNA for bromodomain adjacent to zinc finger domain 1B, complete cds
1662	14309	26896	3.77	1.0E-107	BF087405.1	EST_HUMAN	QV2-HT0540-120900-358-a05 HT0540 Homo sapiens cDNA
1748	14488	27187	1.55	1.0E-107	AF136275.1	NT	Homo sapiens cathepsin Z precursor (CTS2) gene, exon 3
1832	14571	27283	0.99	1.0E-107	AB007922.2	NT	Homo sapiens mRNA for KIAA0453 protein, partial cds
1832	14571	27284	0.99	1.0E-107	AB007922.2	NT	Homo sapiens mRNA for KIAA0453 protein, partial cds
2205	14933	27671	0.85	1.0E-107	U13729.1	NT	Human dipeptidyl peptidase IV (CD26) gene, exon 20
2362	15084	27822	1.45	1.0E-107	AW842451.1	EST_HUMAN	PM1-CND0031-190100-001-d03 CND0031 Homo sapiens cDNA
2362	15084	27823	1.46	1.0E-107	AW842451.1	EST_HUMAN	PM1-CND0031-190100-001-d03 CND0031 Homo sapiens cDNA
2535	15250	27891	1.2	1.0E-107	BE732460.1	EST_HUMAN	601567619F1 NIH_MGC_21 Homo sapiens cDNA clone IMAGE:3842309 5'
2535	15250	27992	1.2	1.0E-107	BE732460.1	EST_HUMAN	601567619F1 NIH_MGC_21 Homo sapiens cDNA clone IMAGE:3842309 5'
3007	15773	28421	3.89	1.0E-107	AW842451.1	EST_HUMAN	PM1-CND0031-190100-001-d03 CND0031 Homo sapiens cDNA
3007	15773	28422	3.89	1.0E-107	AW842451.1	EST_HUMAN	PM1-CND0031-190100-001-d03 CND0031 Homo sapiens cDNA
3086	15961	28502	2.63	1.0E-107	5902097	NT	Homo sapiens SMT3 (suppressor of mit two 3, yeast) homolog 2 (SMT3H2), mRNA
3806	16958	29190	5.14	1.0E-107	AF020671.1	NT	Homo sapiens myotubularin (MTM1) gene, exon 9
5637	18336	31242	0.66	1.0E-107	AW969038.1	EST_HUMAN	EST381115 MAGE resequences, MAGK Homo sapiens cDNA
5775	18566	31495	3.2	1.0E-107	BE967469.1	EST_HUMAN	601442558F1 NIH_MGC_65 Homo sapiens cDNA clone IMAGE:3846494 5'
6823	19484	32506	1.45	1.0E-107	11431469	NT	Homo sapiens general transcription factor IIIC, polypeptide 1 (alpha subunit, 220kD) (GTF3C1), mRNA
6823	19484	32507	1.45	1.0E-107	11431469	NT	Homo sapiens general transcription factor IIIC, polypeptide 1 (alpha subunit, 220kD) (GTF3C1), mRNA
7263	19947	33023	1.42	1.0E-107	AW503913.1	EST_HUMAN	U1-HF-BNO-alf-c-08-Q-U1.r1 NIH_MGC_50 Homo sapiens cDNA clone IMAGE:3078310 5'
7263	19947	33024	1.42	1.0E-107	AW503913.1	EST_HUMAN	U1-HF-BNO-alf-c-08-Q-U1.r1 NIH_MGC_50 Homo sapiens cDNA clone IMAGE:3078310 5'
7429	20106	33193	1.46	1.0E-107	A1765078.1	EST_HUMAN	wn56h04.x1 NCI_CGAP_Kid11 Homo sapiens cDNA clone IMAGE:2384791 3'
7690	20354	33469	0.6	1.0E-107	AW410961.1	EST_HUMAN	fn08d11.x2 NIH_MGC_17 Homo sapiens cDNA clone IMAGE:2964624 5'
8287	22041	35213	0.95	1.0E-107	AU122469.1	EST_HUMAN	AU122469 MAMMA1 Homo sapiens cDNA clone MAMMA1002433 5'

Page 437 of 536  
Table 4

Single Exon Probes Expressed in Brain

Probe SEQ ID NO:	Exon SEQ ID NO:	ORF SEQ ID NO:	Expression Signal	Most Similar (Top) Hit BLAST E Value	Top Hit Accession No.	Top Hit Database Source	Top Hit Descriptor
10803	23297	36537	3.18	1.0E-107	A192850.1	EST_HUMAN	Ig10d06.x1 NCL_CGAP_CLL1 Homo sapiens cDNA clone IMAGE:2108363 3' similar to SW:AACT_DICDI P05095 ALPHA-ACTININ 3, NON MUSCULAR;
10886	23546	36794	14.26	1.0E-107	L48141.1	NT	Homo sapiens neuroendocrine-specific protein (NSP) gene, exon 4
10890	23560	36807	1.71	1.0E-107	BF666511.1	EST_HUMAN	602123963F1 NIH_MGC_56 Homo sapiens cDNA clone IMAGE:4281039 5'
11293	23954	37252	6.66	1.0E-107	BE540550.1	EST_HUMAN	601066687F1 NIH_MGC_10 Homo sapiens cDNA clone IMAGE:3452828 5'
11387	23178	36405	5.97	1.0E-107	11419701	NT	Homo sapiens HSPC049 protein (HSPC049), mRNA
11387	23178	36406	5.97	1.0E-107	11419701	NT	Homo sapiens HSPC049 protein (HSPC049), mRNA
11843	24427	37768	1.36	1.0E-107	4506970	NT	Homo sapiens solute carrier family 10 (sodium/bile acid cotransporter family), member 1 (SLC10A1) mRNA
11843	24427	37769	1.36	1.0E-107	4506970	NT	Homo sapiens solute carrier family 10 (sodium/bile acid cotransporter family), member 1 (SLC10A1) mRNA
12043	25328		5.86	1.0E-107	AA001415.1	EST_HUMAN	z945e01.s1 Soares retina N2b4HR Homo sapiens cDNA clone IMAGE:361944 3' similar to contains THR.b1 THR repetitive element;
935	13702	26367	2.66	1.0E-108	BE296042.1	EST_HUMAN	601177018F1 NIH_MGC_17 Homo sapiens cDNA clone IMAGE:3532348 5'
1242	13991	26957	1.87	1.0E-108	Y18000.1	NT	Homo sapiens NF2 gene
2428	15149	27983	4.97	1.0E-108	BE206694.1	EST_HUMAN	bb25b10.x1 NIH_MGC_14 Homo sapiens cDNA clone IMAGE:2963899 3' similar to gb:X53777 60S RIBOSOMAL PROTEIN L23 (HUMAN); gb:J05277 Mouse hexokinase mRNA, complete cds (MOUSE);
3344	16103	28755	0.71	1.0E-108	AF032897.1	NT	Homo sapiens potassium channel subunit (HERG-3) mRNA, complete cds
3344	16103	28766	0.71	1.0E-108	AF032897.1	NT	Homo sapiens potassium channel subunit (HERG-3) mRNA, complete cds
4136	16878	29507	1.14	1.0E-108	AW664438.1	EST_HUMAN	h112a11.x1 NCL_CGAP_GU1 Homo sapiens cDNA clone IMAGE:2872060 3' similar to SW:3BP1_MOUSE P55194 SH3-BINDING PROTEIN 3BP-1.;
4489	17225	29853	2.18	1.0E-108	U72961.1	NT	Human hepatocyte nuclear factor 4-alpha gene, exon 2
4489	17225	29854	2.18	1.0E-108	U72961.1	NT	Human hepatocyte nuclear factor 4-alpha gene, exon 2
4752	17484	30113	1.74	1.0E-108	7661979	NT	Homo sapiens KIAA0187 gene product (KIAA0187), mRNA
4896	17623	30241	2.8	1.0E-108	AJ068005.1	NT	Homo sapiens PSN1 gene, alternative transcript
5391	18181	30883	1.15	1.0E-108	AW384094.1	EST_HUMAN	RC0-HT0372-241199-031-c03 HT0372 Homo sapiens cDNA
5440	18239	30954	1.7	1.0E-108	BE669016.1	EST_HUMAN	601444922F1 NIH_MGC_65 Homo sapiens cDNA clone IMAGE:3848980 5'
5440	18239	30955	1.7	1.0E-108	BE669016.1	EST_HUMAN	601444922F1 NIH_MGC_65 Homo sapiens cDNA clone IMAGE:3848980 5'
5637	18626		0.99	1.0E-108	AF012623.1	NT	Homo sapiens familial mental retardation protein 2 (FMR2) gene, exon 20
6048	18828	31780	6.13	1.0E-108	AF264717.1	NT	Homo sapiens FYVE domain-containing dual specificity protein phosphatase FYVE-DSP2 mRNA, complete cds
6048	18828	31791	6.13	1.0E-108	AF264717.1	NT	Homo sapiens FYVE domain-containing dual specificity protein phosphatase FYVE-DSP2 mRNA, complete cds

Single Exon Probes Expressed in Brain

Probe SEQ ID NO:	Exon SEQ ID NO:	ORF SEQ ID NO:	Expression Signal	Most Similar (Top) Hit BLAST E Value	Top Hit Accession No.	Top Hit Database Source	Top Hit Descriptor
6169	18946	31918	1.27	1.0E-108	AJ133269.1	NT	Homo sapiens caveolin-1/2 locus, Contig1, DYS622, genes CAV2 (exons 1, 2a, and 2b), CAV1 (exons 1 and 2)
6265	18697	31650	0.92	1.0E-108	BF334851.1	EST_HUMAN	PM4-CT0403-240700-001-c10 CT0403 Homo sapiens cDNA
6521	19287	32290	0.63	1.0E-108	AF016706.1	NT	Homo sapiens E6-AP ubiquitin-protein ligase (UBE3A) gene, exon 4
6521	19287	32291	0.63	1.0E-108	AF016706.1	NT	Homo sapiens E6-AP ubiquitin-protein ligase (UBE3A) gene, exon 4
7057	16748	32811	5.82	1.0E-108	11431857	NT	Homo sapiens G protein-coupled receptor, family C, group 5, member B (GPRC5B), mRNA
7339	20020	33098	3.55	1.0E-108	4758333	NT	Homo sapiens delta-6 fatty acid desaturase (FADS6) mRNA
7377	20057	33137	1.16	1.0E-108	BE262607.1	EST_HUMAN	601113471F1 NIH_MGC_16 Homo sapiens cDNA clone IMAGE:3354084 5'
7405	20082	33184	0.84	1.0E-108	BF528912.1	EST_HUMAN	602043384F1 NCI_CGAP_Bm67 Homo sapiens cDNA clone IMAGE:4181037 5'
7405	20082	33165	0.84	1.0E-108	BF528912.1	EST_HUMAN	602043384F1 NCI_CGAP_Bm67 Homo sapiens cDNA clone IMAGE:4181037 5'
7663	20658	33838	1.68	1.0E-108	AF083500.1	NT	Homo sapiens connective tissue growth factor-like protein precursor, mRNA, complete cds
8014	20709	33839	0.48	1.0E-108	AW 408694.1	EST_HUMAN	UI-HF-BM0-eds-e-12-Q-UJ.r1 NIH_MGC_38 Homo sapiens cDNA clone IMAGE:3062878 5'
8014	20709	33839	0.48	1.0E-108	AW 408694.1	EST_HUMAN	UI-HF-BM0-eds-e-12-Q-UJ.r1 NIH_MGC_38 Homo sapiens cDNA clone IMAGE:3062878 5'
8948	21638	34781	0.75	1.0E-108	AF203977.1	NT	Homo sapiens ETS-family transcription factor EHF (EHF) mRNA, complete cds
8984	21674	34823	0.54	1.0E-108	N44974.1	EST_HUMAN	y36h10.r1 Soares melanocyte 2NbhM Homo sapiens cDNA clone IMAGE:279283 5' similar to PIR:A45773 A45773 kelch protein, long form - fruit fly
10565	20368	33481	1.73	1.0E-108	BE535227.1	EST_HUMAN	601056769F1 NIH_MGC_10 Homo sapiens cDNA clone IMAGE:3446361 5'
10731	17811	30597	1.88	1.0E-108	Y12490.1	NT	Homo sapiens mRNA for Cag1-associated microtubule-binding protein (GMAP-210)
10998	23871	36928	1.39	1.0E-108	AF223391.1	NT	Homo sapiens calcium channel alpha1E subunit (CACNA1E) gene, exons 7-49, and partial cds, alternatively spliced
11239	23902	37191	3.82	1.0E-108	AW966185.1	EST_HUMAN	EST378258 MAGE resequences, MAGI Homo sapiens cDNA
11284	23955	37253	2.2	1.0E-108	AV708790.1	EST_HUMAN	AV708790 ADC Homo sapiens cDNA clone ADCAE03 5'
11284	23955	37254	2.2	1.0E-108	AV708790.1	EST_HUMAN	AV708790 ADC Homo sapiens cDNA clone ADCAE03 5'
11343	24033	37359	1.67	1.0E-108	11441465	NT	Homo sapiens G protein-coupled receptor 48 (GPR48), mRNA
11405	24054	37359	1.68	1.0E-108	D63539.1	NT	Homo sapiens COL4A6 gene for alpha(V) collagen, exon 23
12204	24871	31072	2.41	1.0E-108	AK024447.1	NT	Homo sapiens mRNA for FLJ00037 protein, partial cds
12583	24906	25488	8.32	1.0E-109	BF346356.1	EST_HUMAN	602018571F1 NCI_CGAP_Bm67 Homo sapiens cDNA clone IMAGE:4154297 5'
41	12869	25488	0.87	1.0E-109	AW803116.1	EST_HUMAN	IL2-JM0077-280400-078-D06 UM0077 Homo sapiens cDNA
62	12890	25523	0.97	1.0E-109	D86974.1	NT	Human mRNA for KIAA0220 gene, partial cds
220	13031	25667	1.59	1.0E-109	11438391	NT	Homo sapiens reticulocalbin 1, EF-hand calcium binding domain (RCN1), mRNA
454	13240	25878	5.59	1.0E-109	4507712	NT	Homo sapiens tetraatricapeptide repeat domain 2 (TTC2) mRNA
584	13364	25992	26.8	1.0E-109	AB023216.1	NT	Homo sapiens mRNA for KIAA0689 protein, partial cds
584	13364	25993	26.8	1.0E-109	AB023216.1	NT	Homo sapiens mRNA for KIAA0689 protein, partial cds
1180	13833	26598	10.97	1.0E-109	M26699.1	NT	Homo sapiens nuclear phosphoprotein B23 (NPM1) mRNA, complete cds

Table 4

Single Exon Probes Expressed in Brain

Probe SEQ ID NO:	Exon SEQ ID NO:	ORF SEQ ID NO:	Expression Signal	Most Similar (Top) Hit BLAST E Value	Top Hit Accession No.	Top Hit Database Source	Top Hit Descriptor
1181	13933	26598	4	1.0E-109	M28699.1	NT	Homo sapiens nucleolar phosphoprotein B23 (NPM1) mRNA, complete cds
1533	14280	26967	3.31	1.0E-109	BE293673.1	EST_HUMAN	601186922F2 NIH_MGC_15 Homo sapiens cDNA clone IMAGE:2959636 5'
1533	14280	26968	3.31	1.0E-109	BE293673.1	EST_HUMAN	601186922F2 NIH_MGC_15 Homo sapiens cDNA clone IMAGE:2959636 5'
1867	14605	27315	3.3	1.0E-109	D13643.2	NT	Homo sapiens mRNA for KIAA0018 protein, partial cds
2237	14965	27705	1.78	1.0E-109	AL163284.2	NT	Homo sapiens chromosome 21 segment HS21C084
2248	14976	27714	1.89	1.0E-109	Y17123.1	NT	Homo sapiens SNF5/INI1 gene, exon 6
2628	15340	28084	3.98	1.0E-109	A1022328.1	EST_HUMAN	ow95a01.x1 Scores_fetal_liver_spleen_INFLS_S1 Homo sapiens cDNA clone IMAGE:1654636 3' similar to TR:O02197 O02197 CIRCULATING CATHODIC ANTIGEN. ;
2628	15340	28085	3.98	1.0E-109	A1022328.1	EST_HUMAN	ow95a01.x1 Scores_fetal_liver_spleen_INFLS_S1 Homo sapiens cDNA clone IMAGE:1654636 3' similar to TR:O02197 O02197 CIRCULATING CATHODIC ANTIGEN. ;
2629	16341	28086	2.07	1.0E-109	4504206	NT	Homo sapiens guanylate cyclase activator 1A (retina) (GUCA1A) mRNA
3054	15920	28464	2.22	1.0E-109	N85190.1	EST_HUMAN	J2818F Human fetal heart. Lambda ZAP Express Homo sapiens cDNA clone J2818 5' similar to ZINC FINGER PROTEIN ZNF43
3383	16142	28799	3.14	1.0E-109	AW893192.1	EST_HUMAN	CM3-NN0009-190400-150-f10 NN0009 Homo sapiens cDNA
3383	16142	28800	3.14	1.0E-109	AW893192.1	EST_HUMAN	CM3-NN0009-190400-150-f10 NN0009 Homo sapiens cDNA
3508	16264	28918	1.21	1.0E-109	AF240698.1	NT	Homo sapiens retinol dehydrogenase homolog isoform-1 (RDH) mRNA, complete cds
3548	16303	28953	0.9	1.0E-109	M37928.1	NT	Homo sapiens adenine monophosphate deaminase 1 (AMPD1) gene, exons 8-10
3548	16303	28954	0.9	1.0E-109	M37928.1	NT	Homo sapiens adenine monophosphate deaminase 1 (AMPD1) gene, exons 8-10
3823	16575	29357	2.59	1.0E-109	BE146144.1	EST_HUMAN	MRO-HT0209-110400-108-s04 HT0209 Homo sapiens cDNA
3974	16723	29357	1.42	1.0E-109	AB011181.2	NT	Homo sapiens mRNA for KIAA0609 protein, partial cds
3974	16723	29358	1.42	1.0E-109	AB011181.2	NT	Homo sapiens mRNA for KIAA0609 protein, partial cds
4127	16869	29497	3.88	1.0E-109	A1656417.1	EST_HUMAN	ts98a06.x1 NCI_CGAP_GC6 Homo sapiens cDNA clone IMAGE:2238330 3' similar to WP:F69A2.8 CE16109. ;
4141	16883	29512	1.02	1.0E-109	AA662274.1	EST_HUMAN	nu93ct12.s1 NCI_CGAP_Pr22 Homo sapiens cDNA clone IMAGE:1218282 3' similar to SW:GTT2_HUMAN
4141	16883	29513	1.02	1.0E-109	AA662274.1	EST_HUMAN	P30712 GLUTATHIONE S-TRANSFERASE THETA 2 ;
4371	17109	29744	2.48	1.0E-109	4504208	INT	nu93ct12.s1 NCI_CGAP_Pr22 Homo sapiens cDNA clone IMAGE:1218282 3' similar to SW:GTT2_HUMAN
4561	17296	29923	1.69	1.0E-109	7662083	NT	P30712 GLUTATHIONE S-TRANSFERASE THETA 2 ;
4867	17595	30218	1.27	1.0E-109	R15400.1	EST_HUMAN	Homo sapiens guanylate cyclase activator 1A (retina) (GUCA1A) mRNA
4992	17715	30320	1.39	1.0E-109	BE293673.1	EST_HUMAN	ya48a06.r1 Scores infant brain 1N1B Homo sapiens cDNA clone IMAGE:53067 5'
4992	17715	30321	1.39	1.0E-109	BE293673.1	EST_HUMAN	601186922F2 NIH_MGC_15 Homo sapiens cDNA clone IMAGE:2959636 5'
5167	17976	30534	0.81	1.0E-109	AU137282.1	EST_HUMAN	601186922F2 NIH_MGC_15 Homo sapiens cDNA clone IMAGE:2959636 5'
5167	17976	30534	0.81	1.0E-109	AU137282.1	EST_HUMAN	AU137282 PLACE1 Homo sapiens cDNA clone PLACE1006189 5'
6179	17988	30503	1.06	1.0E-109	BF673718.1	EST_HUMAN	602136446F1 NIH_MGC_83 Homo sapiens cDNA clone IMAGE:4272922 6'

Page 440 of 536  
Table 4

Single Exon Probes Expressed in Brain

Probe SEQ ID NO:	Exon SEQ ID NO:	ORF SEQ ID NO:	Expression Signal	Most Similar (Top) Hit BLAST E Value	Top Hit Accession No.	Top Hit Database Source	Top Hit Descriptor
6230	18036	30862	3.09	1.0E-109	5174622	NT	Homo sapiens placental protein 11 (serpine proteinase) (P11) mRNA
6520	18318		1.11	1.0E-109	BE179356.1	EST_HUMAN	RC1-HT0615-200400-022-d04 HT0615 Homo sapiens cDNA
5838	25078	31560	0.64	1.0E-109	BF378688.1	EST_HUMAN	CM1-UT0038-060900-399-h07 UT0038 Homo sapiens cDNA
5907	18318		1.6	1.0E-109	BE179356.1	EST_HUMAN	RC1-HT0616-200400-022-d04 HT0616 Homo sapiens cDNA
7140	19827	32896	0.97	1.0E-109	AB049811.1	NT	Homo sapiens mRNA for KIAA1591 protein, partial cds
7464	20138	33230	3.99	1.0E-109	11432874	NT	Homo sapiens KIA-binding transcription factor 1 (ATBF1), mRNA
7466	20140	33232	5.28	1.0E-109	BF182707.1	EST_HUMAN	601809495F1 NIH_MGC_18 Homo sapiens cDNA clone IMAGE:4040279 5'
7466	20140	33233	5.28	1.0E-109	BF182707.1	EST_HUMAN	601809495F1 NIH_MGC_16 Homo sapiens cDNA clone IMAGE:4040278 5'
7674	20338	33451	0.67	1.0E-109	BE265297.1	EST_HUMAN	601145017F2 NIH_MGC_19 Homo sapiens cDNA clone IMAGE:3160228 5'
8073	20767	33896	1.48	1.0E-109	AL049784.1	NT	Novel human gene mapping to chromosome 13
8183	20877	34014	0.89	1.0E-109	AW749130.1	EST_HUMAN	PMO-BT0340-091299-002-e05 BT0340 Homo sapiens cDNA
8555	21247		2.77	1.0E-109	AA077498.1	EST_HUMAN	7B18H01 Chromosome 7 Fetal Brain cDNA Library Homo sapiens cDNA clone 7B18H01
8633	21325	34466	8.42	1.0E-109	BE787540.1	EST_HUMAN	601478417F1 NIH_MGC_68 Homo sapiens cDNA clone IMAGE:3882124 5'
8633	21325	34467	8.42	1.0E-109	BE787540.1	EST_HUMAN	601478417F1 NIH_MGC_68 Homo sapiens cDNA clone IMAGE:3882124 5'
8876	21967	34711	0.56	1.0E-109	BE145672.1	EST_HUMAN	ILO-HT0205-071189-142-g01 HT0205 Homo sapiens cDNA
9137	21825	34980	1.91	1.0E-109	H84860.1	EST_HUMAN	ys90g08.r1 Soares retina N269HR Homo sapiens cDNA clone IMAGE:222110 5' similar to SP:A53481
9250	21929	35101	0.63	1.0E-109	BE397068.1	EST_HUMAN	A53491 BUMETANIDE-SENSITIVE NA-K-C1 COTRANSPORTER - SPINYL ;
9250	21929	35102	0.63	1.0E-109	BE397068.1	EST_HUMAN	601289760F1 NIH_MGC_8 Homo sapiens cDNA clone IMAGE:3620030 5'
9384	22046	35218	2.64	1.0E-109	F06604.1	EST_HUMAN	601289760F1 NIH_MGC_8 Homo sapiens cDNA clone IMAGE:3620030 5'
10673	23364	36606	1.71	1.0E-109	BE540909.1	EST_HUMAN	HSC1EC121 normalized infant brain cDNA Homo sapiens cDNA clone c-16c12
10673	23364	36607	1.71	1.0E-109	BE540909.1	EST_HUMAN	601063030F1 NIH_MGC_10 Homo sapiens cDNA clone IMAGE:3449599 5'
10710	23999	36638	15.79	1.0E-109	BF694831.1	EST_HUMAN	601063030F1 NIH_MGC_10 Homo sapiens cDNA clone IMAGE:3449599 5'
10888	23568	36818	1.55	1.0E-109	7662279	NT	602080724F2 NIH_MGC_81 Homo sapiens cDNA clone IMAGE:4245341 5'
10888	23568	36819	1.55	1.0E-109	7662279	NT	Homo sapiens KIAA0744 gene product; histone deacetylase 7 (KIAA0744), mRNA
11069	23739	37013	1.8	1.0E-109	AU121370.1	EST_HUMAN	Homo sapiens KIAA0744 gene product; histone deacetylase 7 (KIAA0744), mRNA
11342	24032	37336	2.72	1.0E-109	4502838	NT	AU121370 HEMBB1 Homo sapiens cDNA clone HEMBB1002690 5'
11383	23980	37291	11.6	1.0E-109	W16510.1	EST_HUMAN	Homo sapiens Chediak-Higashi syndrome 1 (CHS1) mRNA
11685	24280	37602	1.48	1.0E-109	11418618	NT	zb08b12.r1 Soares_fetal_lung_NbHL19W Homo sapiens cDNA clone IMAGE:301439 5' similar to PIR:S43969 S43969 p54-beta stress-activated protein kinases - rat ;
11848	24432	37773	1.27	1.0E-109	BF339540.1	EST_HUMAN	Homo sapiens single-minded (Drosophila) homolog 1 (SIM1), mRNA
11848	24432	37774	1.27	1.0E-109	BF339540.1	EST_HUMAN	602039003F1 NCI_CGAP_Brm64 Homo sapiens cDNA clone IMAGE:4186753 5'
12112	14978	27714	2.1	1.0E-109	Y17123.1	NT	602039003F1 NCI_CGAP_Brm64 Homo sapiens cDNA clone IMAGE:4186753 5'
12328	14978	27714	2.73	1.0E-109	Y17123.1	NT	Homo sapiens SNF5/INI1 gene, exon 6
							Homo sapiens SNF6/INI1 gene, exon 6

Single Exon Probes Expressed in Brain

Probe SEQ ID NO:	Exon SEQ ID NO:	ORF SEQ ID NO:	Expression Signal	Most Similar (Top) Hit BLAST E Value	Top Hit Accession No.	Top Hit Database Source	Top Hit Descriptor
12443	24813	31047	2.08	1.0E-109	AB011399.1	NT	Homo sapiens gene for AF-6, complete cds
3	12831	25444	1.65	1.0E-110	7549804	NT	Homo sapiens deiodinase, iodothyronine, type II (DIO2), transcript variant 2, mRNA
36	12864	25482	4.71	1.0E-110	5803073	NT	Homo sapiens leucine-zipper-like transcriptional regulator, 1 (LZTR1), mRNA
38	12864	25483	4.71	1.0E-110	5803073	NT	Homo sapiens leucine-zipper-like transcriptional regulator, 1 (LZTR1), mRNA
79	12805	25543	0.7	1.0E-110	C04498.1	EST_HUMAN	C04498 Human heart cDNA (YMatamura) Homo sapiens cDNA clone 3NHCS467
107	12831	25444	2.26	1.0E-110	7549804	NT	Homo sapiens deiodinase, iodothyronine, type II (DIO2), transcript variant 2, mRNA
514	13288	25930	1.54	1.0E-110	U84550.1	NT	Human dystrobrevin (DTN) gene, exon 20
1167	13912	26575	0.8	1.0E-110	5031620	NT	Homo sapiens calcitonin receptor-like (CALCRL) mRNA
1258	14006	26674	0.8	1.0E-110	AB032253.1	NT	Homo sapiens BAZ1B mRNA for bromodomain adjacent to zinc finger domain 1B, complete cds
1914	14651	27361	1.19	1.0E-110	BE379477.1	EST_HUMAN	601237545F1 NIH_MGC_44 Homo sapiens cDNA clone IMAGE:3609683 5'
2051	14784		1.6	1.0E-110	BF508836.1	EST_HUMAN	UI-HB4-acc-b-05-0-UJ.s1 NCL_CGAP_Sub8 Homo sapiens cDNA clone IMAGE:3085784 3'
2845	15613		1	1.0E-110	4503098	NT	Homo sapiens chondroitin sulfate proteoglycan 4 (melanoma-associated) (CSPG4), mRNA
3189	15952	28603	1.49	1.0E-110	11436041	NT	Homo sapiens pregnancy-zone protein (PZP), mRNA
3189	15952	28604	1.49	1.0E-110	11436041	NT	Homo sapiens pregnancy-zone protein (PZP), mRNA
4031	16776	29407	1.09	1.0E-110	BE018556.1	EST_HUMAN	Homo sapiens cDNA clone IMAGE:3048848 5' similar to TR:060312 O60312 KIAA0566 PROTEIN :
4591	17328	29951	2.14	1.0E-110	A1017213.1	EST_HUMAN	cu32b10.x1 Soares_NFL_T_GBC_S1 Homo sapiens cDNA clone IMAGE:1627863 3' similar to SW:N121_RAT P62591 NUCLEAR ENVELOPE PORE MEMBRANE PROTEIN POM 121 :
4606	17341	29972	3.9	1.0E-110	AU117812.1	EST_HUMAN	AU117812 HEMBA1 Homo sapiens cDNA clone HEMBA1002241 5'
4916	17844		2.7	1.0E-110	7662441	NT	Homo sapiens KIAA1002 protein (KIAA1002), mRNA
5212	18020	30942	2.63	1.0E-110	BE299409.1	EST_HUMAN	601118710F1 NIH_MGC_17 Homo sapiens cDNA clone IMAGE:3028538 5'
5639	18434	31347	0.8	1.0E-110	BE621069.1	EST_HUMAN	601493677F1 NIH_MGC_70 Homo sapiens cDNA clone IMAGE:3895795 5'
5656	18451	31364	8.61	1.0E-110	11419323	NT	Homo sapiens hypothetical protein FLJ10300 (FLJ10300), mRNA:
5656	18451	31365	8.61	1.0E-110	11419323	NT	Homo sapiens hypothetical protein FLJ10300 (FLJ10300), mRNA
6617	25096	32395	8.08	1.0E-110	M55112.1	NT	Human cystic fibrosis transmembrane conductance regulator (CFTR) gene, exon 7
7002	19694	32746	0.8	1.0E-110	U08888.1	NT	Human GS2 gene, exon 2
7002	19694	32747	0.8	1.0E-110	U08888.1	NT	Human GS2 gene, exon 2
7224	19909	32983	0.74	1.0E-110	A1660289.1	EST_HUMAN	tn12408.x1 NCL_CGAP_Bm26 Homo sapiens cDNA clone IMAGE:2167407 3' similar to SW:ETV1_HUMAN
7326	20008	33085	6.9	1.0E-110	AV714276.1	EST_HUMAN	P50549 ETS TRANSLLOCATION VARIANT 1 :
7325	20008	33086	6.9	1.0E-110	AV714276.1	EST_HUMAN	AV714276 DCB Homo sapiens cDNA clone DCBCGE01 5'
7355	20036	33114	3.21	1.0E-110	AB020675.1	NT	AV714276 DCB Homo sapiens cDNA clone DCBCGE01 5'
7469	20143	33235	0.83	1.0E-110	AU137823.1	EST_HUMAN	Homo sapiens mRNA for KIAA0868 protein, partial cds
							AU137923 PLACE1 Homo sapiens cDNA clone PLACE1007511 5'

Single Exon Probes Expressed in Brain

Probe SEQ ID NO:	Exon SEQ ID NO:	ORF SEQ ID NO:	Expression Signal	Most Similar (Top) Hit BLAST E Value	Top Hit Accession No.	Top Hit Database Source	Top Hit Descriptor
9234	21913	35087	7.88	1.0E-110	BE302594.1	EST_HUMAN	ba68f01.y1 NIH_MGC_20 Homo sapiens cDNA clone IMAGE:29055661 5' similar to TR:O77298.O77258
9476	22129	36308	2.39	1.0E-110	AW838394.1	EST_HUMAN	EG:114D9.2 PROTEIN.;
10221	22869	36081	3.45	1.0E-110	11432732	NT	QV2-LT0058-020400-119-e04 LT0053 Homo sapiens cDNA
10848	23339	36578	3.64	1.0E-110	Y12937.1	NT	Homo sapiens galactokinase 2 (GALK2), mRNA
10887	23567	36816	3.75	1.0E-110	BE734357.1	EST_HUMAN	H.sapiens mRNA for myotonic dystrophy protein kinase like protein
10887	23567	36817	3.75	1.0E-110	BE734357.1	EST_HUMAN	601565604F1 NIH_MGC_21 Homo sapiens cDNA clone IMAGE:3840433 5'
11420	23187	36418	2.45	1.0E-110	AA446529.1	EST_HUMAN	601565604F1 NIH_MGC_21 Homo sapiens cDNA clone IMAGE:3840433 5'
11839	24496		4.54	1.0E-110	BE897218.1	EST_HUMAN	601565604F1 NIH_MGC_21 Homo sapiens cDNA clone IMAGE:3840433 5'
12061	24576		11.71	1.0E-110	AW062256.1	EST_HUMAN	601565604F1 NIH_MGC_21 Homo sapiens cDNA clone IMAGE:3840433 5'
12280	24720		1.44	1.0E-110	AB011399.1	NT	zmf7g02.r1 Soares_testis_NHT Homo sapiens cDNA clone IMAGE:781298 5' similar to TR:G1145816
12346	24753		1.35	1.0E-110	A1127781.1	EST_HUMAN	G1145816 FKBP54;
12429	25339		3.25	1.0E-110	BF364546.1	EST_HUMAN	601439784F1 NIH_MGC_72 Homo sapiens cDNA clone IMAGE:3924548 5'
12701	14784		1.45	1.0E-110	BF508896.1	EST_HUMAN	IL0-BT0163-040899-094-g10 BT0163 Homo sapiens cDNA
170	12963		10.84	1.0E-111	U43701.1	NT	Homo sapiens gene for AF-8, complete cds
191	13004	25645	1.05	1.0E-111	BF096327.1	EST_HUMAN	qc31c12.x1 Soares_pregnant_uterus_NibHPU Homo sapiens cDNA clone IMAGE:1711222 3'
718	13492		2.38	1.0E-111	BF096327.1	EST_HUMAN	PM3-NN1082-140900-006-f12 NN1082 Homo sapiens cDNA
726	13500	26154	5.13	1.0E-111	M25142.1	NT	UI-H-B14-aos-b-06-0-UJ.st1 NCI_CGAP_Sub8 Homo sapiens cDNA clone IMAGE:3085784 3'
806	13673	26338	3.82	1.0E-111	7692177	NT	Human ribosomal protein L23a mRNA, complete cds
1624	14371	27080	1.43	1.0E-111	AF036126.1	NT	Homo sapiens ras GTPase activating protein-like (NGAP) mRNA
2234	14962	27701	1.02	1.0E-111	AF036126.1	NT	Homo sapiens ras GTPase activating protein-like (NGAP) mRNA
4150	16892	29522	1.08	1.0E-111	K02268.1	NT	Homo sapiens cat eye syndrome critical region gene 1 (CECR1), mRNA
4295	17034	29662	4.38	1.0E-111	4505778	NT	Human cardiac alpha-myosin heavy chain (MYH6) gene, exons 32 to 34
4691	17425	30057	8.36	1.0E-111	BE867809.1	EST_HUMAN	Homo sapiens KIAA0555 gene product (KIAA0555), mRNA
5544	18341	31249	1.09	1.0E-111	BE867809.1	EST_HUMAN	Homo sapiens KIAA0555 gene product (KIAA0555), mRNA
5942	18724	31683	1.98	1.0E-111	A1344878.1	EST_HUMAN	Homo sapiens COL9A1 gene, exons 28, 30, 31, and 32
6580	19343	32357	1.16	1.0E-111	AL040762.1	EST_HUMAN	Homo sapiens collagen type IX alpha 1 chain (COL9A1), mRNA
6709	19624	32688	1.06	1.0E-111	AW284548.1	EST_HUMAN	Homo sapiens DKFZP434D156 protein (DKFZP434D156), mRNA
7347	20028	33104	2.89	1.0E-111	BF366228.1	EST_HUMAN	Homo sapiens enkephalin B (enkeB) gene, exon 4 and 3' flank and complete cds
7433	20110	33188	0.62	1.0E-111	A1761228.1	EST_HUMAN	Homo sapiens phosphotyrosine kinase, alpha 1 (muscle) (PHKA1), mRNA



Table 4

Single Exon Probes Expressed in Brain

Probe SEQ ID NO:	Exon SEQ ID NO:	ORF SEQ ID NO:	Expression Signal	Most Similar (Top) Hit BLAST E Value	Top Hit Accession No.	Top Hit Database Source	Top Hit Descriptor
7614	20185	33279	0.6	1.0E-111	U80017.1	NT	Homo sapiens basic transcription factor 2 p44 (btf2p44) gene, partial cds, neuronal apoptosis inhibitory protein (naip) and survival motor neuron protein (smn) genes, complete cds
7993	20688	33815	0.73	1.0E-111	AA278668.1	EST_HUMAN	G1256410 NCI_CGAP_GCB1 Homo sapiens cDNA clone IMAGE:703732 5' similar to TR:G1256410
7983	20688	33816	0.73	1.0E-111	AA278668.1	EST_HUMAN	G1256410 NCI_CGAP_GCB1 Homo sapiens cDNA clone IMAGE:703732 5' similar to TR:G1256410
8088	20782	33912	0.62	1.0E-111	11431896	NT	Homo sapiens protein x0001 (LOC51185), mRNA
8139	20833	33967	3.28	1.0E-111	U66533.1	NT	Human beta4-Integrin (ITGB4) gene, exon 13
8579	21271	34409	0.79	1.0E-111	11420516	NT	Homo sapiens nuclear factor of activated T-cells, cytoplasmic 2 (NFATC2), mRNA
8674	21366	34513	0.73	1.0E-111	AK024453.1	NT	Homo sapiens mRNA for FLJ00045 protein, partial cds
8707	21359		1.57	1.0E-111	AF177987.1	NT	Homo sapiens cone sodium-calcium potassium exchanger splice variant (NCKX) mRNA, complete cds
8708	21400		8.65	1.0E-111	BF214902.1	EST_HUMAN	601847132F1 NIH_MGC_55 Homo sapiens cDNA clone IMAGE:4078303 5'
8782	21474	34820	12.9	1.0E-111	X17033.1	NT	Human mRNA for integrin alpha-2 subunit
8782	21474	34621	12.9	1.0E-111	X17033.1	NT	Human mRNA for integrin alpha-2 subunit
8986	21676	34825	2.8	1.0E-111	AF091395.1	NT	Homo sapiens Trio isoform mRNA, complete cds
9217	21898	35066	0.49	1.0E-111	BF333210.1	EST_HUMAN	QV2-BT0817-270800-398-e06 BT0817 Homo sapiens cDNA
10052	22700	35917	3.21	1.0E-111	AA604160.1	EST_HUMAN	es58q02.s1 NCI_CGAP_GCB1 Homo sapiens cDNA clone IMAGE:825170 3' similar to gb:1.09235
10080	22728		2.4	1.0E-111	D10083.1	NT	VACUOLAR ATP SYNTHASE CATALYTIC SUBUNIT A, UBQUITOUS (HUMAN);
10172	22820	36038	6.24	1.0E-111	AA131248.1	EST_HUMAN	Homo sapiens RGH1 gene, retrovirus-like element
10973	23649	36902	4.25	1.0E-111	U68159.1	NT	z31f01.r1 Soares_pregnant_uterus_NBHPU Homo sapiens cDNA clone IMAGE:503545 5'
11465	24068	37376	2.74	1.0E-111	AI751071.1	EST_HUMAN	Human thrombopoietin receptor (MPL) gene, exons 1,2,3,4,5 and 6
11897	24464	37802	3.72	1.0E-111	11417801	NT	cn07e11.x1 Normal Human Trabecular Bone Cells Homo sapiens cDNA clone NHTBC_cn07e11 random
12424	24800	31040	1.51	1.0E-111	AV708482.1	EST_HUMAN	Homo sapiens meningioma (disrupted in balanced translocation) 1 (MN1), mRNA
12672	17914	30599	1.56	1.0E-111	AB035356.1	NT	AV708482 ADC Homo sapiens cDNA clone ADCA0808 5'
594	13372	26001	1.29	1.0E-112	4501854	NT	Homo sapiens mRNA for neurodin I-alpha protein, complete cds
596	13374	26003	12.55	1.0E-112	U29103.1	NT	Homo sapiens acetyl-Coenzyme A carboxylase beta (ACACB), mRNA
598	13374	26004	12.55	1.0E-112	U29103.1	NT	Human steroidogenic acute regulatory protein (STAR) gene, exon 5
617	13385	26029	1.86	1.0E-112	BF509039.1	EST_HUMAN	Human steroidogenic acute regulatory protein (STAR) gene, exon 5
617	13395	26030	1.86	1.0E-112	BF509039.1	EST_HUMAN	UI-H-BI4-eot-g-04-UJ.s1 NCI_CGAP_Sub88 Homo sapiens cDNA clone IMAGE:3086023 3'
981	13748	26408	8.84	1.0E-112	AF157623.1	NT	UI-H-BI4-eot-g-04-UJ.s1 NCI_CGAP_Sub88 Homo sapiens cDNA clone IMAGE:3086023 3'
1040	13800	26458	2.2	1.0E-112	P52742	SWISSPROT	Homo sapiens HTRA serine protease (PRSS11) gene, complete cds
							ZINC FINGER PROTEIN 135

Single Exon Probes Expressed in Brain

Probe SEQ ID NO:	Exon SEQ ID NO:	ORF SEQ ID NO:	Expression Signal	Most Similar (Top) Hit BLAST E Value	Top Hit Accession No.	Top Hit Database Source	Top Hit Descriptor
1679	14423	27117	4.39	1.0E-112	7662125	NT	Homo sapiens KIAA0440 protein (KIAA0440), mRNA
1679	14423	27118	4.39	1.0E-112	7662125	NT	Homo sapiens KIAA0440 protein (KIAA0440), mRNA
2194	14923	27657	1.37	1.0E-112	A1766925.1	EST_HUMAN	wis0083.x1 NCI_CGAP_Kid12 Homo sapiens cDNA clone IMAGE:2400811 3'
2512	16226	27969	1.1	1.0E-112	BE966859.1	EST_HUMAN	601442874F1 NIH_MGC_65 Homo sapiens cDNA clone IMAGE:3846858 5'
3078	15842		1.15	1.0E-112	4504116	NT	Homo sapiens glutamate receptor, ionotropic, kainate 1 (GRIK1) mRNA
3355	16116	28770	0.7	1.0E-112	A1826511.1	EST_HUMAN	wk45b12.x1 NCI_CGAP_Pr22 Homo sapiens cDNA clone IMAGE:2418336 3' similar to gb:M81650_maf1
3864	16914	29253	0.74	1.0E-112	BE076073.1	EST_HUMAN	SEMENOGELIN 1 PROTEIN PRECURSOR (HUMAN);
4565	17300	29927	1.39	1.0E-112	4504116	NT	MR2-B10580-090300-113-09 BT0590 Homo sapiens cDNA
4704	17437	30068	4.9	1.0E-112	AB037632.1	NT	Homo sapiens glutamate receptor, ionotropic, kainate 1 (GRIK1) mRNA
4704	17437	30069	4.9	1.0E-112	AB037632.1	NT	Homo sapiens mRNA for KIAA1411 protein, partial cds
5681	18378	31281	40.71	1.0E-112	N46046.1	EST_HUMAN	Homo sapiens mRNA for KIAA1411 protein, partial cds
5985	18766	31730	1.43	1.0E-112	AF149773.1	NT	y935d07.f1 Scars melanocyte 2NblHM Homo sapiens cDNA clone IMAGE:273229 5'
6155	18932	31899	1.43	1.0E-112	BE741666.1	EST_HUMAN	Homo sapiens NOD1 protein (NOD1) gene, exons 1, 2, and 3
6369	19138	32134	0.68	1.0E-112	BF72815.1	EST_HUMAN	Homo sapiens NOD1 protein (NOD1) gene, exons 1, 2, and 3
6539	19304	32308	0.71	1.0E-112	BE273103.1	EST_HUMAN	601194717F1 NIH_MGC_9 Homo sapiens cDNA clone IMAGE:3948557 5'
6539	19304	32309	0.71	1.0E-112	BE273103.1	EST_HUMAN	602152649F1 NIH_MGC_81 Homo sapiens cDNA clone IMAGE:4283420 5'
6741	19575	32607	1.13	1.0E-112	BF574235.1	EST_HUMAN	601142766F1 NIH_MGC_14 Homo sapiens cDNA clone IMAGE:3508508 5'
7236	19921	32995	1.87	1.0E-112	11416777	NT	601142755F1 NIH_MGC_14 Homo sapiens cDNA clone IMAGE:3908908 5'
7236	19921	32996	1.87	1.0E-112	11416777	NT	602131405F1 NIH_MGC_81 Homo sapiens cDNA clone IMAGE:4270921 5'
7729	25120	33507	0.56	1.0E-112	BF213358.1	EST_HUMAN	Homo sapiens solute carrier family 9 (neurotransmitter transporter, L-proline), member 7 (SLC6A7), mRNA
8083	20787	33919	1.73	1.0E-112	AU118051.1	EST_HUMAN	Homo sapiens solute carrier family 6 (neurotransmitter transporter, L-proline), member 7 (SLC6A7), mRNA
8856	21547	34694	2.09	1.0E-112	BE867635.1	EST_HUMAN	601945089F1 NIH_MGC_55 Homo sapiens cDNA clone IMAGE:4070302 5'
8856	21547	34695	2.09	1.0E-112	BE867635.1	EST_HUMAN	AU118051 HEMBA1 Homo sapiens cDNA clone HEMBA1002773 5'
9793	22444	35649	2.15	1.0E-112	BF111413.1	EST_HUMAN	601443151F1 NIH_MGC_65 Homo sapiens cDNA clone IMAGE:3847285 5'
10677	23968	36611	2.86	1.0E-112	AW963327.1	EST_HUMAN	601443151F1 NIH_MGC_65 Homo sapiens cDNA clone IMAGE:3847285 5'
10868	23548	36796	3.37	1.0E-112	AJ249900.1	NT	601443151F1 NIH_MGC_65 Homo sapiens cDNA clone IMAGE:3847285 5'
11040	23711	36981	1.92	1.0E-112	BE280479.1	EST_HUMAN	793g07.x1 Scars_NSF_F8_9W_OT_PA_F_S1 Homo sapiens cDNA clone IMAGE:3523020 3' similar to TR:Q9VW35 Q9VW35 Cg8743 PROTEIN. ;
11109	23779	37053	1.59	1.0E-112	A1792803.1	EST_HUMAN	MR3-SNO009-100400-106-b12 SNO009 Homo sapiens cDNA Homo sapiens mRNA for secreted modular calcium-binding protein (smoc1 gene) 601155823F1 NIH_MGC_21 Homo sapiens cDNA clone IMAGE:3138989 5' qk24c08.y6 NCI_CGAP_Kid3 Homo sapiens cDNA clone IMAGE:1868902 5' similar to TR:Q64362 Q64362 FUSED TOES ;

Single Exon Probes Expressed in Brain

Probe SEQ ID NO:	Exon SEQ ID NO:	ORF SEQ ID NO:	Expression Signal	Most Similar (Top) Hit BLAST E Value	Top Hit Accession No.	Top Hit Database Source	Top Hit Descriptor
1109	23779	37054	1.59	1.0E-112	A1792603.1	EST_HUMAN	qk24c08.y6 NCI_CGAP_Kid3 Homo sapiens cDNA clone IMAGE:1869902 5' similar to TR:Q64362 Q64362 FUSED TOES;
1139	23806	37085	6.6	1.0E-112	AW377670.1	EST_HUMAN	PM0-CT0237-141099-001-h02 CT0237 Homo sapiens cDNA
11810	24399	37734	1.92	1.0E-112	A1792603.1	EST_HUMAN	qk24c08.y6 NCI_CGAP_Kid3 Homo sapiens cDNA clone IMAGE:1869902 5' similar to TR:Q64362 Q64362 FUSED TOES;
11810	24399	37735	1.92	1.0E-112	A1792603.1	EST_HUMAN	qk24c08.y6 NCI_CGAP_Kid3 Homo sapiens cDNA clone IMAGE:1869902 5' similar to TR:Q64362 Q64362 FUSED TOES;
725	13499	26152	5.37	1.0E-113	A1365586.1	EST_HUMAN	ac95f01.x1 Schiller meningioma Homo sapiens cDNA clone IMAGE:1953625 3'
725	13499	26153	5.37	1.0E-113	A1365586.1	EST_HUMAN	ac95f01.x1 Schiller meningioma Homo sapiens cDNA clone IMAGE:1953625 3'
921	13688	26352	7.99	1.0E-113	M11965.1	NT	Human X-linked phosphoglycerate kinase gene, exon B
1532	14278	26966	2.66	1.0E-113	A1365586.1	EST_HUMAN	ac95f01.x1 Schiller meningioma Homo sapiens cDNA clone IMAGE:1953625 3'
1932	15524	27382	1.44	1.0E-113	AF240775.1	NT	Homo sapiens eIF4E-transporter mRNA, complete cds
2088	14920	27951	1.02	1.0E-113	BF616218.1	EST_HUMAN	UI-H-BW1-ah4-03-Q-U1.s1 NCI_CGAP_Sub7 Homo sapiens cDNA clone IMAGE:3082876 3'
2456	15174	27913	26.34	1.0E-113	AJ006976.1	NT	Homo sapiens PLP gene
3127	15992	28536	1.92	1.0E-113	AJ223948.1	NT	Homo sapiens mRNA for putative RNA helicase, 3' end
4966	17691	30300	0.91	1.0E-113	D85606.1	NT	Homo sapiens gene for cholecystokinin type-A receptor, complete cds
5008	17731	30335	2.16	1.0E-113	5453562	NT	Homo sapiens activating transcription factor B (B-ATF), mRNA
5008	17731	30336	2.16	1.0E-113	5453562	NT	Homo sapiens activating transcription factor B (B-ATF), mRNA
5165	25178	30909	2.97	1.0E-113	BE780958.1	EST_HUMAN	601469465F1 NIH_MGC_67 Homo sapiens cDNA clone IMAGE:3872536 5'
5405	18205	30909	7.66	1.0E-113	AU127214.1	EST_HUMAN	AU127214 NT2RP2 Homo sapiens cDNA clone NT2RP2000807 5'
5832	18621	31554	4.17	1.0E-113	AU140291.1	EST_HUMAN	AU140291 PLACE2 Homo sapiens cDNA clone PLACE2000274 5'
5861	18648	31589	1.47	1.0E-113	AF016535.1	NT	Homo sapiens P-glycoprotein (mdr1) mRNA, complete cds
5979	18761	31725	2.62	1.0E-113	11525737	NT	Homo sapiens UDP-N-acetyl-alpha-D-galactosamine:polypeptide N-acetylglucosaminyltransferase 8 (GalNAc-8) (GALNT8), mRNA
6064	18943	31806	0.68	1.0E-113	9961249	NT	Homo sapiens ATP-binding cassette, sub-family B (MDR/TAP), member 4 (ABCB4), transcript variant B, mRNA
6064	18943	31807	0.68	1.0E-113	9961249	NT	Homo sapiens ATP-binding cassette, sub-family B (MDR/TAP), member 4 (ABCB4), transcript variant B, mRNA
6224	18968	31974	0.8	1.0E-113	6006002	NT	Homo sapiens glutamate receptor, ionotropic, N-methyl D-aspartate 2A (GRIN2A) mRNA
6224	18968	31975	0.8	1.0E-113	6006002	NT	Homo sapiens glutamate receptor, ionotropic, N-methyl D-aspartate 2A (GRIN2A) mRNA
7221	18906	32979	0.78	1.0E-113	BE262161.1	EST_HUMAN	601152078F1 NIH_MGC_19 Homo sapiens cDNA clone IMAGE:3508362 5'
7221	18906	32980	0.78	1.0E-113	BE262161.1	EST_HUMAN	601152078F1 NIH_MGC_19 Homo sapiens cDNA clone IMAGE:3508362 5'
7573	20242	33347	0.56	1.0E-113	AW958960.1	EST_HUMAN	EST371030 MAGE resequences, MAGE Homo sapiens cDNA
8760	21482	34629	0.46	1.0E-113	8922819	NT	Homo sapiens hypothetical protein FLJ11006 (FLJ11009), mRNA

Page 446 of 536  
Table 4

Single Exon Probes Expressed in Brain

Probe SEQ ID NO:	Exon SEQ ID NO:	ORF SEQ ID NO:	Expression Signal	Most Similar (Top) Hit BLAST E Value	Top Hit Accession No.	Top Hit Database Source	Top Hit Descriptor
8992	21692	34830	3.06	1.0E-113	BE382842.1	EST_HUMAN	601297709F1 NIH_MGC_19 Homo sapiens cDNA clone IMAGE:3627554 5'
8992	21692	34831	3.06	1.0E-113	BE382842.1	EST_HUMAN	601297709F1 NIH_MGC_19 Homo sapiens cDNA clone IMAGE:3627554 5'
9301	21698		0.93	1.0E-113	BE772667.1	EST_HUMAN	RC1-F10134-280600-021-d02 F10134 Homo sapiens cDNA
8730	22391	35583	1.4	1.0E-113	11429367	NT	Homo sapiens transmembrane protein 2 (TMEM2), mRNA
9630	22481	35683	0.45	1.0E-113	M21535.1	NT	Human erg protein (cis-related gene) mRNA, complete cds
9950	22598	35802	0.81	1.0E-113	5453997	NT	Homo sapiens RAN binding protein 7 (RANBP7), mRNA
9950	22598	35803	0.81	1.0E-113	5453997	NT	Homo sapiens RAN binding protein 7 (RANBP7), mRNA
10514	23160	36386	0.61	1.0E-113	AW500517.1	EST_HUMAN	UI-HF-BN0-akj-b-10-0-U1_r1 NIH_MGC_50 Homo sapiens cDNA clone IMAGE:3077322 5'
10516	23161	36387	0.55	1.0E-113	BF691687.1	EST_HUMAN	602247740F1 NIH_MGC_62 Homo sapiens cDNA clone IMAGE:4333280 5'
10516	23161	36388	0.55	1.0E-113	BF691687.1	EST_HUMAN	602247740F1 NIH_MGC_62 Homo sapiens cDNA clone IMAGE:4333280 5'
11067	23737	37011	1.83	1.0E-113	AW500519.1	EST_HUMAN	UI-HF-BN0-akj-b-12-0-U1_r1 NIH_MGC_50 Homo sapiens cDNA clone IMAGE:3077326 5'
11076	23746	37019	2.84	1.0E-113	AW630291.1	EST_HUMAN	h181a09.y1 NCI_CGAP_GU1 Homo sapiens cDNA clone IMAGE:2869176 5' similar to TR:O60327 O60327
11076	23746	37020	2.84	1.0E-113	AW630291.1	EST_HUMAN	h181a09.y1 NCI_CGAP_GU1 Homo sapiens cDNA clone IMAGE:2869176 5' similar to TR:O60327 O60327
11181	18998	31974	1.39	1.0E-113	6006002	NT	Homo sapiens glutamate receptor, ionotropic, N-methyl D-aspartate 2A (GRIN2A) mRNA
11181	18998	31975	1.39	1.0E-113	6006002	NT	Homo sapiens glutamate receptor, ionotropic, N-methyl D-aspartate 2A (GRIN2A) mRNA
11227	23990	37177	2.81	1.0E-113	BE292968.1	EST_HUMAN	601105529F1 NIH_MGC_15 Homo sapiens cDNA clone IMAGE:2988366 5'
11481	24082	37393	1.32	1.0E-113	AA580720.1	EST_HUMAN	nc80b03.r1 NCI_CGAP_GC1 Homo sapiens cDNA clone IMAGE:787069 5' similar to SW:FEN1_HUMAN
11481	24082	37394	1.32	1.0E-113	AA580720.1	EST_HUMAN	P39748 FLAP ENDONUCLEASE-1;
630	13409	26045	6.8	1.0E-114	IT0551.1	EST_HUMAN	nc80b03.r1 Scores fetal liver spleen 1NFLS Homo sapiens cDNA clone IMAGE:108288 3' similar to gb:A211187 ALPHA-2-MACROGLOBULIN PRECURSOR (HUMAN);contains Alu repetitive element
1049	13908	26468	1.7	1.0E-114	8923087	NT	Homo sapiens hypothetical protein FLJ20080 (FLJ20080), mRNA
1290	14039	26712	5.09	1.0E-114	7657629	NT	Homo sapiens rhabdoid tumor deletion region protein 1 (RTDR1), mRNA
1667	14413	27104	4.27	1.0E-114	6679073	NT	Homo sapiens nucleoporin-like protein 1 (NLP_1), mRNA
2807	12871	25491	1.28	1.0E-114	AB033102.1	NT	Homo sapiens miRNA for KIAA1276 protein, partial cds
2807	12871	25492	1.28	1.0E-114	AB033102.1	NT	Homo sapiens miRNA for KIAA1276 protein, partial cds
3128	15893	28537	2.75	1.0E-114	X04086.1	NT	Human gene for catalase (EC 1.11.1.6) exon 2 mapping to chromosome 11, band p13
3169	15932	28581	1.02	1.0E-114	BF206374.1	EST_HUMAN	601869932F1 NIH_MGC_19 Homo sapiens cDNA clone IMAGE:4100214 5'
3997	16745	28377	2.61	1.0E-114	AF149773.1	NT	Homo sapiens NOD1 protein (NOD1) gene, exons 1, 2, and 3
4358	17096	28731	0.72	1.0E-114	J03171.1	NT	Human Interferon-alpha receptor (HuIFN-alpha-Rec) mRNA, complete cds

Single Exon Probes Expressed in Brain

Probe SEQ ID NO:	Exon SEQ ID NO:	ORF SEQ ID NO:	Expression Signal	Most Similar (Top) Hit BLAST E Value	Top Hit Accession No.	Top Hit Database Source	Top Hit Descriptor
5084	17783	30400	1.05	1.0E-114	BE275324.1	EST_HUMAN	601122173F1 NIH_MGC_20 Homo sapiens cDNA clone IMAGE:3346099 5'
5315	18119	30775	1.26	1.0E-114	4508880	NT	Homo sapiens sema domain, seven thrombospondin repeats (type 1 and type 1-like), transmembrane domain (TM) and short cytoplasmic domain, (semaphorin) 5A (SEMA5A) mRNA
5315	18119	30776	1.26	1.0E-114	4506880	NT	Homo sapiens sema domain, seven thrombospondin repeats (type 1 and type 1-like), transmembrane domain (TM) and short cytoplasmic domain, (semaphorin) 5A (SEMA5A) mRNA
5508	18306	31207	0.97	1.0E-114	9257201	NT	Homo sapiens clathrin, heavy polypeptide-like 1 (CLTCL1), transcript variant 2, mRNA
6134	18812	31881	0.64	1.0E-114	Z26298.1	NT	H. sapiens isoform 1 gene for L-type calcium channel, exon 20
6898	17974	30531	0.62	1.0E-114	4759163	NT	Homo sapiens sparco/osteonectin, cwcv and kazal-like domains proteoglycan (testoan) (SPOCK) mRNA
6977	19458	32894	0.95	1.0E-114	AB041533.1	NT	Homo sapiens HCMOGT-1 mRNA for sperm antigen, complete cds
7139	19828	32894	1.02	1.0E-114	AU134187.1	EST_HUMAN	AU134187 OVARC1 Homo sapiens cDNA clone OVARC1001444 5'
7139	19828	32895	1.02	1.0E-114	AU134187.1	EST_HUMAN	AU134187 OVARC1 Homo sapiens cDNA clone OVARC1001444 5'
7182	19868	32941	8.3	1.0E-114	Y18000.1	NT	Homo sapiens NF2 gene
7182	19868	32942	8.3	1.0E-114	Y18000.1	NT	Homo sapiens NF2 gene
7792	20481	33610	2.62	1.0E-114	4557600	NT	Homo sapiens gamma-aminobutyric acid (GABA) A receptor, alpha 2 (GABRA2) mRNA
8067	20761	33889	1.92	1.0E-114	AJ368139.1	EST_HUMAN	qy68406.x1 NCI_CGAP_Brm25 Homo sapiens cDNA clone IMAGE:2017163 3'
8067	20761	33890	1.92	1.0E-114	AJ363139.1	EST_HUMAN	qy68406.x1 NCI_CGAP_Brm25 Homo sapiens cDNA clone IMAGE:2017163 3'
8602	21294	34437	3.81	1.0E-114	U63041.1	NT	Human neural cell adhesion molecule CD96 mRNA, complete cds
8665	21357	34505	6.93	1.0E-114	AB011133.1	NT	Homo sapiens mRNA for KIAA0561 protein, partial cds
8665	21357	34506	6.93	1.0E-114	AB011133.1	NT	Homo sapiens mRNA for KIAA0561 protein, partial cds
9081	21770	34933	0.49	1.0E-114	BF109892.1	EST_HUMAN	768912.x1 Soares_NSF_FB_9W_OT_PA_P_S1 Homo sapiens cDNA clone IMAGE:3526847 3' similar to
9314	21981		6.83	1.0E-114	AW327455.1	EST_HUMAN	TR-Q9UJH6 Q9UJH6 TRANSMEMBRANE PROTEIN 2 ;
9363	20433	33555	2.8	1.0E-114	AF077754.1	NT	dq03705.x1 NIH_MGC_2 Homo sapiens cDNA clone IMAGE:2846744 5'
9448	22125		1.03	1.0E-114	M13536.1	NT	Homo sapiens tyrosine kinase pp60c-src (SRC) gene, exon 12 and partial cds
10039	22687	35905	1.08	1.0E-114	BE870004.1	EST_HUMAN	Human ceruloplasmin mRNA
10061	22709	36927	1.5	1.0E-114	AL163227.2	NT	Homo sapiens chromosome 21 segment HS21C027
10439	23085	36313	0.7	1.0E-114	BE171984.1	EST_HUMAN	MFO-HT0559-250200-002-d07 HT0559 Homo sapiens cDNA
							ba73g12.y1 NIH_MGC_20 Homo sapiens cDNA clone IMAGE:2906086 5' similar to gb:X17206.40S RIBOSOMAL PROTEIN S4 (HUMAN); gb:M20632 Mouse LLRep3 protein mRNA from a repetitive element, complete (MOUSE);
10687	23378		3.15	1.0E-114	BE302666.1	EST_HUMAN	Homo sapiens calcium channel alpha1E subunit (CACNA1E) gene, exons 7-49, and partial cds, alternatively spliced
10789	23472	36714	1.71	1.0E-114	AF223391.1	NT	

Table 4

Single Exon Probes Expressed in Brain

Probe SEQ ID NO:	Exon SEQ ID NO:	ORF SEQ ID NO:	Expression Signal	Most Similar (Top) Hit BLAST E Value	Top Hit Accession No.	Top Hit Database Source	Top Hit Descriptor
10789	23472	36715	1.71	1.0E-114	AF223391.1	NT	Homo sapiens calcium channel alpha1E subunit (CACNA1E) gene, exons 7-49, and partial cds, alternatively spliced
11145	23812	37094	3	1.0E-114	AV733454.1	EST_HUMAN	AV733454 cDNA Homo sapiens cDNA clone cdABA08 5'
11146	23812	37095	3	1.0E-114	AV733454.1	EST_HUMAN	AV733454 cDNA Homo sapiens cDNA clone cdABA08 5'
11798	24386	37719	1.7	1.0E-114	4758673	NT	Homo sapiens LIMHOX gene 2 (LHX2) mRNA
11834	24418	37759	1.32	1.0E-114	11526317	NT	Homo sapiens clathrin, heavy polypeptide-like 1 (CLTCL1), mRNA
12334	25402	37759	3.42	1.0E-114	11418041	NT	Homo sapiens TNF-inducible protein CG12-1 (CG12-1), mRNA
12577	24902	30998	4.93	1.0E-114	11034850	NT	Homo sapiens hypothetical protein (DJ1042K10.2), mRNA
12577	24902	30999	4.93	1.0E-114	11034850	NT	Homo sapiens hypothetical protein (DJ1042K10.2), mRNA
21	12849	25464	2.89	1.0E-115	4758111	NT	Homo sapiens HLA-B associated transcript-1 (D6S81E) mRNA
127	12942	25595	2.03	1.0E-115	4506938	NT	Homo sapiens polymerase (RNA) II (DNA directed) polypeptide A (220KD) (POLR2A) mRNA
131	12946	25595	2.33	1.0E-115	4557887	NT	Homo sapiens keratin 18 (KRT18) mRNA
286	13092	25733	2.23	1.0E-115	AW804759.1	EST_HUMAN	Homo sapiens keratin 18 (KRT18) mRNA
523	13307	26939	0.99	1.0E-115	A1339208.1	EST_HUMAN	QV4-UM0094-300300-156-508 UM0094 Homo sapiens cDNA
623	13307	26940	0.99	1.0E-115	A1339208.1	EST_HUMAN	QV4-UM0094-300300-156-508 UM0094 Homo sapiens cDNA
769	13541	26201	1.36	1.0E-115	5174702	NT	q06f01.x1 NCL_CGAP GC4 Homo sapiens cDNA clone IMAGE:1946809 3' similar to TR:000636 O00536
769	13541	26202	1.36	1.0E-115	5174702	NT	TTF-1 INTERACTING PEPTIDE 5:
771	13543	26204	40.4	1.0E-115	4503784	NT	TTF-1 INTERACTING PEPTIDE 5:
1552	14298	26985	1.26	1.0E-115	AF229180.1	NT	Homo sapiens transforming growth factor beta-activated kinase-binding protein 1 (TAB1), mRNA
1552	14298	26986	1.26	1.0E-115	AF229180.1	NT	Homo sapiens transforming growth factor beta-activated kinase-binding protein 1 (TAB1), mRNA
1833	14572	27285	1.01	1.0E-115	U78027.1	NT	Homo sapiens ferritin, heavy polypeptide 1 (FTH1) mRNA
2078	14810	27541	0.96	1.0E-115	AB007902.1	NT	Homo sapiens alpha-aminoadipate semialdehyde synthase mRNA, complete cds
2298	15023	27758	2.13	1.0E-115	AF231124.1	NT	Homo sapiens alpha-aminoadipate semialdehyde synthase mRNA, complete cds
2555	15623	28518	1.39	1.0E-115	AW804759.1	EST_HUMAN	Homo sapiens alpha-aminoadipate semialdehyde synthase mRNA, complete cds
3113	15878	28518	6.22	1.0E-115	AJ245922.1	NT	Homo sapiens Bruton's tyrosine kinase (BTK), alpha-D-galactosidase A (GLA), L-44-like ribosomal protein (L44L) and FTP3 (FTP3) genes, complete cds
3465	16221	28875	6.22	1.0E-115	AJ245922.1	NT	Homo sapiens KIAA0442 mRNA, partial cds
4021	16767	28397	1.6	1.0E-115	AJ277892.1	NT	Homo sapiens testican-1 mRNA, complete cds
4369	17107	29742	3.27	1.0E-115	AB002348.2	NT	QV4-UM0094-300300-156-508 UM0094 Homo sapiens cDNA
4403	17140	29768	3.6	1.0E-115	6912659	NT	Homo sapiens mRNA for alpha-tubulin 8 (TUBA8 gene)
4628	17363	28996	2.64	1.0E-115	AL096857.1	NT	Homo sapiens mRNA for alpha-tubulin 8 (TUBA8 gene)

Page 449 of 536  
Table 4

Single Exon Probes Expressed in Brain

Probe SEQ ID NO:	Exon SEQ ID NO:	ORF SEQ ID NO:	Expression Signal	Most Similar (Top) Hit BLAST E Value	Top Hit Accession No.	Top Hit Database Source	Top Hit Descriptor
4828	17363	28997	2.84	1.0E-115	AL096857.1	NT	Novel human mRNA from chromosome 1, which has similarities to BAT2 genes
4848	17578	30201	3.51	1.0E-115	AL163288.2	NT	Homo sapiens chromosome 21 segment HS21C068
4848	17578	30202	3.51	1.0E-115	AL163288.2	NT	Homo sapiens chromosome 21 segment HS21C068
5263	18069	30698	1.62	1.0E-115	AW970335.1	EST_HUMAN	EST382416 MAGE resequences, MAGK Homo sapiens cDNA
5338	18141	30802	0.78	1.0E-115	BF665387.1	EST_HUMAN	602176346F1 NIH_MGC_56 Homo sapiens cDNA clone IMAGE:4276738 5'
5454	18253	31143	1.96	1.0E-115	11425128	NT	Homo sapiens similar to ER to nucleus signalling 1 (H. sapiens) (LOC83433), mRNA
5454	18253	31144	1.96	1.0E-115	11425128	NT	Homo sapiens similar to ER to nucleus signalling 1 (H. sapiens) (LOC83433), mRNA
5604	18400	31313	1.34	1.0E-115	AI928799.1	EST_HUMAN	au64901.x1 Schneider fetal brain 00004 Homo sapiens cDNA clone IMAGE:2519568 3' similar to gb:L07807 DYNAMIN-1 (HUMAN);
5604	18400	31314	1.34	1.0E-115	AI928799.1	EST_HUMAN	au64901.x1 Schneider fetal brain 00004 Homo sapiens cDNA clone IMAGE:2519568 3' similar to gb:L07807 DYNAMIN-1 (HUMAN);
6168	18945	31916	0.87	1.0E-115	11426786	NT	Homo sapiens sperm surface protein (HSS), mRNA
6168	18945	31917	0.87	1.0E-115	11426786	NT	Homo sapiens sperm surface protein (HSS), mRNA
6302	19076	32061	9.84	1.0E-115	11426038	NT	Homo sapiens similar to ribosomal protein S28 (H. sapiens) (LOC63436), mRNA
6434	19202	32198	2.04	1.0E-115	7661883	NT	Homo sapiens KIAA0054 gene product; Helicase (KIAA0054), mRNA
6434	19202	32199	2.04	1.0E-115	7661883	NT	Homo sapiens KIAA0054 gene product; Helicase (KIAA0054), mRNA
6835	19497	32521	0.83	1.0E-115	T86774.1	EST_HUMAN	y486908.t1 Soares fetal liver spleen 1NFLS Homo sapiens cDNA clone IMAGE:116095 5' similar to SP-DPOG_YEAST P15801 DNA POLYMERASE GAMMA ;
7178	19864	32835	1.54	1.0E-115	AI076598.1	EST_HUMAN	oz31a08.x1 Soares_total_fetus_Nb2HF8_9w Homo sapiens cDNA clone IMAGE:1676914 3'
7178	19864	32836	1.64	1.0E-115	AI076598.1	EST_HUMAN	oz31a08.x1 Soares_total_fetus_Nb2HF8_9w Homo sapiens cDNA clone IMAGE:1676914 3'
7308	19891	33088	8.22	1.0E-115	AB023212.1	NT	Homo sapiens mRNA for KIAA0995 protein, partial cds
8060	20754	33885	13.71	1.0E-115	BE830187.1	EST_HUMAN	RC8-ET0081-130700-011-G01 ET0081 Homo sapiens cDNA
8060	20754	33886	13.71	1.0E-115	BE830187.1	EST_HUMAN	RC8-ET0081-130700-011-G01 ET0081 Homo sapiens cDNA
8712	21404	34548	2.15	1.0E-115	11434772	NT	Homo sapiens eukaryotic translation initiation factor 4B (EIF4B), mRNA
9675	22327	35522	0.6	1.0E-115	BF382029.1	EST_HUMAN	601816352F1 NIH_MGC_58 Homo sapiens cDNA clone IMAGE:4050108 5'
9899	22549	35743	2.26	1.0E-115	AB002336.1	NT	Human mRNA for KIAA0338 gene, partial cds
9899	22549	35744	2.25	1.0E-115	AB002336.1	NT	Human mRNA for KIAA0338 gene, partial cds
10418	23064	36284	1	1.0E-115	AI221878.1	EST_HUMAN	qg99e09.x1 Soares_NFL_T_GBC_S1 Homo sapiens cDNA clone IMAGE:1843336 3'
10418	23064	36285	1	1.0E-115	AI221878.1	EST_HUMAN	qg99e09.x1 Soares_NFL_T_GBC_S1 Homo sapiens cDNA clone IMAGE:1843336 3'
10426	23072	36293	0.82	1.0E-115	AI524687.1	EST_HUMAN	th12a07.x1 NCI CGAP CLL1 Homo sapiens cDNA clone IMAGE:2118036 3' similar to TR:O16129 O16129 PHENYLALANYL TRNA SYNTHETASE ;
10617	23310	36549	7.62	1.0E-115	AW671644.1	EST_HUMAN	xx32108.x1 NCI CGAP U11 Homo sapiens cDNA clone IMAGE:2839239 3' similar to SW:CAYP_CANFA P10468 CALYPHOSINE ;
10869	23549	36797	1.33	1.0E-115	9910279	NT	Homo sapiens UDP-glucose:glycoprotein glucosyltransferase 1 (HUGT1), mRNA

Page 450 of 536  
Table 4

Single Exon Probes Expressed in Brain

Probe SEQ ID NO:	Exon SEQ ID NO:	ORF SEQ ID NO:	Expression Signal	Most Similar (Top) Hit BLAST E Value	Top Hit Accession No.	Top Hit Database Source	Top Hit Descriptor
11225	23888	37174	1.54	1.0E-115	BE048990.1	EST_HUMAN	hq54c10.x1 NCI_CGAP_Par3 Homo sapiens cDNA clone IMAGE:3123186 3' similar to TR:O88378 O88378 PRP4 PROTEIN KINASE HOMOLOG ;
11225	23888	37175	1.54	1.0E-115	BE048990.1	EST_HUMAN	hq54c10.x1 NCI_CGAP_Par3 Homo sapiens cDNA clone IMAGE:3123186 3' similar to TR:O88378 O88378 PRP4 PROTEIN KINASE HOMOLOG ;
11374	23981	37281	2.27	1.0E-115	4502528	NT	Homo sapiens calcium channel, voltage-dependent, alpha 1E subunit (CACNA1E) mRNA
11776	24366	37699	2.53	1.0E-115	BE255549.1	EST_HUMAN	60111744F1 NIH_MGC_16 Homo sapiens cDNA clone IMAGE:3352379 5'
11842	24426	37767	1.63	1.0E-115	AW884375.1	EST_HUMAN	QV3-OT0065-290300-137-h12 OT0065 Homo sapiens cDNA
11920	24481		2.16	1.0E-115	AF240786.1	NT	Homo sapiens glutathione S-transferase theta 2 (GSTT2) and glutathione S-transferase theta 1 (GSTT1) genes, complete cds
659	13341	25669	1.98	1.0E-116	BE275502.1	EST_HUMAN	601121347F1 NIH_MGC_20 Homo sapiens cDNA clone IMAGE:2988875 5'
783	13555	26216	2.21	1.0E-116	4507334	NT	Homo sapiens synaptotagmin 1 (SYNJ1), mRNA
839	13609		1.76	1.0E-116	4507334	NT	Homo sapiens synaptotagmin 1 (SYNJ1), mRNA
1990	14726	27447	2.55	1.0E-116	5174478	NT	Homo sapiens pericentrin (PCNT) mRNA
1990	14726	27448	2.55	1.0E-116	5174478	NT	Homo sapiens pericentrin (PCNT) mRNA
2090	15585	27552	2.6	1.0E-116	M19824.1	NT	Human apolipoprotein B-100 (apoB) gene, exons 17 and 18
2090	15585	27553	2.6	1.0E-116	M19824.1	NT	Human apolipoprotein B-100 (apoB) gene, exons 17 and 18
2305	15030	27767	1.95	1.0E-116	5453941	NT	Homo sapiens protein phosphatase, EF hand calcium-binding domain 1 (PPEF1) mRNA
2340	15063		1.36	1.0E-116	U78308.1	NT	Human olfactory receptor pseudo_cdf17-201-1 (OR17-201-1) gene, olfactory receptor cdf17-32 (OR17-32) gene and olfactory receptor pseudo_cdf17-01 (OR17-01) pseudogene, complete cds
2458	15176	27915	2.84	1.0E-116	AB018333.1	NT	Homo sapiens mRNA for KIAA0780 protein, partial cds
2738	15533	28183	1.53	1.0E-116	BE889256.1	EST_HUMAN	601513337F1 NIH_MGC_71 Homo sapiens cDNA clone IMAGE:3914600 5'
3171	15934	28582	4.87	1.0E-116	L77570.1	NT	Homo sapiens DGeorge syndrome critical region, centromeric end
3171	15934	28583	4.87	1.0E-116	L77570.1	NT	Homo sapiens DGeorge syndrome critical region, centromeric end
4345	17084	28713	2.43	1.0E-116	5031954	NT	Homo sapiens sodium phosphate transporter 3 (NPT3) mRNA
4803	17534	30156	1.57	1.0E-116	AI907096.1	EST_HUMAN	PM-BT135-070499-016 BT135 Homo sapiens cDNA
5197	18005	30627	0.87	1.0E-116	AI802062.1	EST_HUMAN	qr19d04.x1 NCI_CGAP_Lu5 Homo sapiens cDNA clone IMAGE:1898695 3' similar to contains element MER25 repetitive element ;
5889	18674	31619	4.4	1.0E-116	W42822.1	EST_HUMAN	zc24d07.r1 Soares_senescent_fibroblasts_NbHSF Homo sapiens cDNA clone IMAGE:323245 5' similar to SW.MDHM_MOUSE P08249 MALATE DEHYDROGENASE, MITOCHONDRIAL PRECURSOR ;
6117	18995	31862	1.8	1.0E-116	AB046856.1	NT	Homo sapiens mRNA for KIAA1636 protein, partial cds
6117	18995	31863	1.8	1.0E-116	AB046856.1	NT	Homo sapiens mRNA for KIAA1636 protein, partial cds
6184	18961	31934	0.76	1.0E-116	BE408097.1	EST_HUMAN	601302281F1 NIH_MGC_21 Homo sapiens cDNA clone IMAGE:3636764 5'
6421	19189		1.55	1.0E-116	BE158133.1	EST_HUMAN	MR2-HT0378-210200-102-b04 HT0378 Homo sapiens cDNA



Page 451 of 536  
Table 4

Single Exon Probes Expressed in Brain

Probe SEQ ID NO:	Exon SEQ ID NO:	ORF SEQ ID NO:	Expression Signal	Most Similar (Top) Hit BLAST E Value	Top Hit Accession No.	Top Hit Database Source	Top Hit Descriptor
6844	19544	32572	1.19	1.0E-116	C02944.1	EST_HUMAN	C02944 Human heart cDNA (Ynakamura) Homo sapiens cDNA clone 3NHCO567
7102	19780	32855	5.74	1.0E-116	AV716314.1	EST_HUMAN	AV716314 DCB Homo sapiens cDNA clone DCBBCCG06 5'
8267	20961	34101	1.37	1.0E-116	AA354256.1	EST_HUMAN	EST62685 Jurkat T-cells V Homo sapiens cDNA 5' end similar to similar to keratin 2
8267	20961	34102	1.37	1.0E-116	AA354256.1	EST_HUMAN	EST62685 Jurkat T-cells V Homo sapiens cDNA 5' end similar to similar to keratin 2
8376	21071	34209	0.96	1.0E-116	A1904151.1	EST_HUMAN	CM-BT043-090299-075 BT043 Homo sapiens cDNA
8836	21528	34674	1.66	1.0E-116	BE565507.1	EST_HUMAN	601338268F1 NIH_MGC 53 Homo sapiens cDNA clone IMAGE:3680680 5'
8997	21687	34837	1.61	1.0E-116	A1216352.1	EST_HUMAN	qh09c05.x1 Soares_NFL_T_GBC_S1 Homo sapiens cDNA clone IMAGE:1844168 3' similar to gb:53741_ma1 FIBULIN-1, ISOFORM A PRECURSOR (HUMAN);
9573	22228	35411	1.92	1.0E-116	11418646	NT	Homo sapiens laminin, alpha 2 (merosin, congenital muscular dystrophy) (LAMA2), mRNA
10170	22818	36036	0.74	1.0E-116	AJ277441.1	NT	Homo sapiens partial mRNA for xylosyltransferase I (XT-I) gene
10170	22818	36037	0.74	1.0E-116	AJ277441.1	NT	Homo sapiens partial mRNA for xylosyltransferase I (XT-I) gene
10248	22694	36104	0.78	1.0E-116	BE158913.1	EST_HUMAN	QV4-HT041-281289-063-c09 HT0401 Homo sapiens cDNA
10586	23281	36519	2.4	1.0E-116	BF335849.1	EST_HUMAN	CM2-CT0482-300800-349-e06 CT0482 Homo sapiens cDNA
11080	23750	37025	2.85	1.0E-116	A1967140.1	EST_HUMAN	qq41e04.x1 Soares_NhHMPu_S1 Homo sapiens cDNA clone IMAGE:1835102 3' similar to WP:B0495.7 CE01765;
12625	25267	37025	1.86	1.0E-116	AL134889.1	EST_HUMAN	DKFZp762L1110_1 762 (synonym: hmel2) Homo sapiens cDNA clone DKFZp762L1110 5'
545	13328	25959	1.67	1.0E-117	4826636	NT	Homo sapiens acetyl-Coenzyme A carboxylase alpha (ACACA), mRNA
1055	15559	26474	0.96	1.0E-117	AF124933.1	NT	Mus musculus fragile-X-related protein 1 (Fxr1h) gene, exons 13a through 16
1747	14489	27188	1.02	1.0E-117	AF123320.1	NT	Homo sapiens lymphocyte activation-associated protein mRNA, complete cds
1823	14562	27274	1.51	1.0E-117	M19816.1	NT	Human apolipoprotein B-100 (apoB) gene, exon 10
2208	14936	27674	1.54	1.0E-117	AW957699.1	EST_HUMAN	EST369769 MAGE resequences, MAGE Homo sapiens cDNA
3252	16024	28674	1.64	1.0E-117	AA978114.1	EST_HUMAN	op32c11.s1 Soares_NFL_T_GBC_S1 Homo sapiens cDNA clone IMAGE:1578548 3'
3971	16720	29355	2.1	1.0E-117	AA316723.1	EST_HUMAN	EST188414 HCC cell line (metastasis to liver in mouse) II Homo sapiens cDNA 5' end similar to ribosomal protein L29
4310	17049	29874	2.03	1.0E-117	8659564	NT	Homo sapiens collagen, type IV, alpha 5 (Alport syndrome)(COL4A5), mRNA
4538	17273	29905	2.95	1.0E-117	AL042120.1	EST_HUMAN	DKFZp434C1120_1 434 (synonym: htss3) Homo sapiens cDNA clone DKFZp434C1120 6'
4674	17408	30043	1.27	1.0E-117	X99670.1	NT	H. sapiens mRNA for TPCR16 protein
4674	17408	30044	1.27	1.0E-117	X99670.1	NT	H. sapiens mRNA for TPCR16 protein
4759	17491	30119	10.03	1.0E-117	AF134304.2	NT	Homo sapiens Scar2 (SCAR2) gene, partial cds
4759	17491	30120	10.03	1.0E-117	AF134304.2	NT	Homo sapiens Scar2 (SCAR2) gene, partial cds
4887	17614	30233	3.57	1.0E-117	AB020673.1	NT	Homo sapiens mRNA for KIAA0866 protein, complete cds
5138	17854	30471	0.73	1.0E-117	6912461	NT	Homo sapiens atrophin-1 interacting protein 1, activin receptor interacting protein 1 (KIAA0705), mRNA
5264	18070	30698	3.01	1.0E-117	BE730508.1	EST_HUMAN	601562657F1 NIH_MGC_20 Homo sapiens cDNA clone IMAGE:3832214 5'

Page 452 of 536  
Table 4

Single Exon Probes Expressed in Brain

Probe SEQ ID NO:	Exon SEQ ID NO:	ORF SEQ ID NO:	Expression Signal	Most Similar (Top) Hit BLAST E Value	Top Hit Accession No.	Top Hit Database Source	Top Hit Descriptor
6850	17937	30574	0.86	1.0E-117	AA323348.1	EST_HUMAN	EST28111 Cerebellum II Homo sapiens cDNA 5' end similar to similar to zinc finger domain
7350	20031	33108	5.01	1.0E-117	L76571.1	NT	Homo sapiens nuclear hormone receptor (shp) gene, 3' end of cds
7350	20031	33109	5.01	1.0E-117	L76571.1	NT	Homo sapiens nuclear hormone receptor (shp) gene, 3' end of cds
7446	20122	33212	1.75	1.0E-117	AV717788.1	EST_HUMAN	AV717788 DCB Homo sapiens cDNA clone DCBBAE01 5'
7446	20122	33213	1.75	1.0E-117	AV717788.1	EST_HUMAN	AV717788 DCB Homo sapiens cDNA clone DCBBAE01 5'
7878	20573	33899	3.38	1.0E-117	AI950145.1	EST_HUMAN	wp86607.x1 NCL_GAP_Bm25 Homo sapiens cDNA clone IMAGE:2468628 3' similar to TR:O75065
8210	20904	34039	2.29	1.0E-117	10834989	NT	O75065 KIAA0477 PROTEIN ;
8210	20904	34040	2.29	1.0E-117	10834989	NT	Homo sapiens neural cell adhesion molecule 1 (NCAM1), mRNA
8310	21004	34141	0.56	1.0E-117	AI904151.1	EST_HUMAN	Homo sapiens neutral cell adhesion molecule 1 (NCAM1), mRNA
8310	21004	34142	0.56	1.0E-117	AI904151.1	EST_HUMAN	CM-BT043-080299-075 BT043 Homo sapiens cDNA
9189	21868	35033	2.25	1.0E-117	D16524.1	NT	CM-BT043-080299-075 BT043 Homo sapiens cDNA
9686	22338	35532	2.07	1.0E-117	BE733922.1	EST_HUMAN	Human gene for very low density lipoprotein receptor, exon 11
9846	25127	35597	2.9	1.0E-117	AF099033.1	NT	601568317F1 NIH_MGC_21 Homo sapiens cDNA clone IMAGE:3843748 5'
10469	23115	36345	1.11	1.0E-117	11420222	NT	Homo sapiens gamma-aminobutyric acid type B receptor 2 (GABABR2) mRNA, complete cds
10765	23449	36891	1.77	1.0E-117	D83776.1	NT	Homo sapiens Drosophila Kelch like protein (DKELCHL), mRNA
10984	23640	36891	2.68	1.0E-117	11424835	NT	Human mRNA for KIAA0191 gene, partial cds
10984	23640	36892	2.68	1.0E-117	11424835	NT	Homo sapiens protein (peptidyl-prolyl cis/trans isomerase) NIMA-interacting 1 (PIN1), mRNA
11243	23905	37196	3.32	1.0E-117	AB011541.1	NT	Homo sapiens protein (peptidyl-prolyl cis/trans isomerase) NIMA-interacting 1 (PIN1), mRNA
11243	23905	37197	3.32	1.0E-117	AB011541.1	NT	Homo sapiens protein (peptidyl-prolyl cis/trans isomerase) NIMA-interacting 1 (PIN1), mRNA
11369	23976	37197	14.73	1.0E-117	BE269856.1	EST_HUMAN	Homo sapiens mRNA for MEGF8, partial cds
11587	24186	37601	2.02	1.0E-117	4501848	NT	Homo sapiens mRNA for MEGF8, partial cds
11587	24186	37602	2.02	1.0E-117	4501848	NT	Homo sapiens mRNA for MEGF8, partial cds
68	12896	25530	5.98	1.0E-118	AF161600.1	NT	Homo sapiens cDNA clone IMAGE:3544298 5'
94	12920	25557	2.13	1.0E-118	AL045854.1	EST_HUMAN	6011869203F1 NIH_MGC_8 Homo sapiens cDNA clone IMAGE:3604019 5'
604	13288	25922	5.67	1.0E-118	7657076	NT	Homo sapiens ATP-binding cassette, sub-family A (ABC1), member 3 (ABCA3), mRNA
884	14955	26328	0.96	1.0E-118	5174680	NT	Homo sapiens ATP-binding cassette, sub-family A (ABC1), member 3 (ABCA3), mRNA
2227	14955	27693	2.04	1.0E-118	BE389705.1	EST_HUMAN	Homo sapiens HSPC151 mRNA, complete cds
2227	14955	27694	2.04	1.0E-118	BE389705.1	EST_HUMAN	Homo sapiens HSPC151 mRNA, complete cds
2227	14955	27695	2.04	1.0E-118	BE389705.1	EST_HUMAN	Homo sapiens HSPC151 mRNA, complete cds
2329	15054	28189	1.68	1.0E-118	AW951729.1	EST_HUMAN	Homo sapiens HSPC151 mRNA, complete cds
2744	15450	28190	2.61	1.0E-118	U07000.1	NT	Homo sapiens HSPC151 mRNA, complete cds
2744	15450	28190	2.61	1.0E-118	U07000.1	NT	Homo sapiens HSPC151 mRNA, complete cds
3102	15967		4.64	1.0E-118	Y19932.1	NT	Homo sapiens PRKY exon 7

Single Exon Probes Expressed in Brain

Probe SEQ ID NO:	Exon SEQ ID NO:	ORF SEQ ID NO:	Expression Signal	Most Similar (Top) Hit BLAST E Value	Top Hit Accession No.	Top Hit Database Source	Top Hit Descriptor
3180	15953	28605	4.67	1.0E-118	AI347694.1	EST_HUMAN	qp01f05.x1 NCI_CGAP_Kid5 Homo sapiens cDNA clone IMAGE:1916769.3'
3190	15953	28606	4.67	1.0E-118	AI347694.1	EST_HUMAN	qp01f05.x1 NCI_CGAP_Kid6 Homo sapiens cDNA clone IMAGE:1916769.3'
4067	16811	29439	4.77	1.0E-118	D23660.1	NT	Human mRNA for ribosomal protein, complete cds
4659	17393	30028	0.9	1.0E-118	11425793	NT	Homo sapiens KIAA0478 gene product (KIAA0478), mRNA
5337	18140	30800	1.87	1.0E-118	AF142624.1	NT	Homo sapiens calcium channel gamma 4 subunit (CACNG4) gene, exon 3
5337	18140	30801	1.87	1.0E-118	AF142624.1	NT	Homo sapiens calcium channel gamma 4 subunit (CACNG4) gene, exon 3
5543	18340	31247	0.94	1.0E-118	11422054	NT	Homo sapiens reelin (RELN), mRNA
5543	18340	31248	0.94	1.0E-118	11422054	NT	Homo sapiens reelin (RELN), mRNA
5684	18477	31395	1.24	1.0E-118	M53109.1	NT	Human cystic fibrosis transmembrane conductance regulator (CFTR) gene, exon 4
5772	18563	31491	0.83	1.0E-118	11426800	NT	Homo sapiens T-box 4 (TBX4), mRNA
5772	18563	31492	0.83	1.0E-118	11426800	NT	Homo sapiens T-box 4 (TBX4), mRNA
5853	18640	31578	1.49	1.0E-118	11420794	NT	Homo sapiens transient receptor potential channel 5 (TRPC5), mRNA
6692	19355	32368	1.44	1.0E-118	4557732	NT	Homo sapiens latent transforming growth factor beta binding protein 2 (LTBP2) mRNA
6592	19355	32369	1.44	1.0E-118	4557732	NT	Homo sapiens latent transforming growth factor beta binding protein 2 (LTBP2) mRNA
6597	19689	32738	1.12	1.0E-118	AL043761.1	EST_HUMAN	DKFZp434O0127_r1 434 (synonym: hies3) Homo sapiens cDNA clone DKFZp434O0127.5'
6997	19689	32739	1.12	1.0E-118	AL043761.1	EST_HUMAN	DKFZp434O0127_r1 434 (synonym: hies3) Homo sapiens cDNA clone DKFZp434O0127.5'
7500	20172	33264	5.63	1.0E-118	11431050	NT	Homo sapiens chromosome 2 open reading frame 3 (C2ORF3), mRNA
7733	20397	33512	0.86	1.0E-118	BF685272.1	EST_HUMAN	602141620F1 NIH_MGC_46 Homo sapiens cDNA clone IMAGE:4302749.5'
7872	20567	33693	2.17	1.0E-118	BE781223.1	EST_HUMAN	601469159F1 NIH_MGC_67 Homo sapiens cDNA clone IMAGE:3872247.5'
8282	20976	34116	6.99	1.0E-118	BE062855.1	EST_HUMAN	QV0-BT0263-090200-097-t03 BT0263 Homo sapiens cDNA
8282	20976	34117	6.86	1.0E-118	BE062855.1	EST_HUMAN	QV0-BT0263-090200-097-t03 BT0263 Homo sapiens cDNA
8288	20982	34122	1.37	1.0E-118	AA443024.1	EST_HUMAN	z68d07.r1 Soares_NhhMPu_S1 Homo sapiens cDNA clone IMAGE:811789.5'
8288	20982	34123	1.37	1.0E-118	AA443024.1	EST_HUMAN	z68d07.r1 Soares_NhhMPu_S1 Homo sapiens cDNA clone IMAGE:811789.5'
8573	21265	34404	1.01	1.0E-118	AB002381.1	NT	Human mRNA for KIAA0383 gene, partial cds
8573	21265	34405	1.01	1.0E-118	AB002381.1	NT	Human mRNA for KIAA0383 gene, partial cds
8621	21313	34455	2.06	1.0E-118	4557732	NT	Homo sapiens latent transforming growth factor beta binding protein 2 (LTBP2) mRNA
8621	21313	34456	2.06	1.0E-118	4557732	NT	Homo sapiens latent transforming growth factor beta binding protein 2 (LTBP2) mRNA
8933	21624	34767	4.95	1.0E-118	BE263134.1	EST_HUMAN	Homo sapiens latent transforming growth factor beta binding protein 2 (LTBP2) mRNA
8964	21655	34803	0.55	1.0E-118	AL048474.2	EST_HUMAN	Homo sapiens latent transforming growth factor beta binding protein 2 (LTBP2) mRNA
9493	22146	35327	1.53	1.0E-118	7957016	NT	601144863F2 NIH_MGC_19 Homo sapiens cDNA clone IMAGE:3160502.5'
9886	22536	35731	0.98	1.0E-118	AL138321.1	EST_HUMAN	DKFZp586K1824_r1 586 (synonym: huter1) Homo sapiens cDNA clone DKFZp586K1824
10274	22922	36134	1.88	1.0E-118	BF196407.1	EST_HUMAN	Homo sapiens hypothetical protein (DJ328E19.C1.1), mRNA DKFZp547O017_r1 547 (synonym: hibr1) Homo sapiens cDNA clone DKFZp547O017.5' 7n17609.x1 NCI_CGAP_Bim23 Homo sapiens cDNA clone IMAGE:3564785.3' similar to SW:ZP3A_HUMAN P21754 ZONA PELLUCIDA SPERM-BINDING PROTEIN 3A PRECURSOR;

Page 454 of 536  
Table 4

Single Exon Probes Expressed in Brain

Probe SEQ ID NO:	Exon SEQ ID NO:	ORF SEQ ID NO:	Expression Signal	Most Similar (Top) Hit BLAST E Value	Top Hit Accession No.	Top Hit Database Source	Top Hit Descriptor
10365	23012	36227	0.46	1.0E-118	AW271289.1	EST_HUMAN	xs46a10.x1 NCI_CGAP_Kj411 Homo sapiens cDNA clone IMAGE:2772666 3' similar to SW:BODG_HUMAN 076936 GAMMA-BUTYROBETAINE-2-OXOGLUTARATE DIOXYGENASE ;
10431	23077	36300	0.65	1.0E-118	AW296351.1	EST_HUMAN	LI-H-BW0-elo-e-07-0-LJ.s1 NCI_CGAP_Sub6 Homo sapiens cDNA clone IMAGE:2729772 3'
11206	23869	37165	1.61	1.0E-118	BF685214.1	EST_HUMAN	602141629F1 NIH_MGC_46 Homo sapiens cDNA clone IMAGE:4302798 5'
11236	23899	37186	1.8	1.0E-118	11055968	NT	Homo sapiens protein with polyglutamine repeat; calcium (ca2+) homeostasis endoplasmic reticulum protein (ERROT213-21), mRNA
11246	23908	37201	10.23	1.0E-118	AA315007.1	EST_HUMAN	EST186814 HCC cell line (metastasis to liver in mouse) H Homo sapiens cDNA 5' end similar to dynein, light chain 1, cytoplasmic
11548	24147	37457	1.68	1.0E-118	BE908676.1	EST_HUMAN	601499514F1 NIH_MGC_70 Homo sapiens cDNA clone IMAGE:3901563 5'
11548	24147	37458	1.68	1.0E-118	BE908676.1	EST_HUMAN	601499514F1 NIH_MGC_70 Homo sapiens cDNA clone IMAGE:3901563 5'
11551	24150	37461	1.61	1.0E-118	BF093687.1	EST_HUMAN	QV0-UJ0091-120900-385-b12 UM0091 Homo sapiens cDNA
11551	24150	37462	1.61	1.0E-118	BF093687.1	EST_HUMAN	QV0-UJ0091-120900-385-b12 UM0091 Homo sapiens cDNA
741	13514	26173	0.97	1.0E-119	AF170492.1	NT	Homo sapiens chloride channel CLC4 (CLC4) mRNA, complete cds
1014	16568	26433	1.61	1.0E-119	7705607	NT	Homo sapiens CGI-105 protein (LOC51011), mRNA
1928	14992	27374	5.97	1.0E-119	AB023147.1	NT	Homo sapiens mRNA for KIAA0930 protein, partial cds
3099	15864	28606	1.57	1.0E-119	8822205	NT	Homo sapiens hypothetical protein FLJ10052 (FLJ10052), mRNA
3234	15996		0.8	1.0E-119	AA916760.1	EST_HUMAN	on10b05.s1 NCI_CGAP_Lu5 Homo sapiens cDNA clone IMAGE:1556241 3' similar to WP:E04F6.2 CE01214 ;
3934	16884	28325	1.42	1.0E-119	4504116	NT	Homo sapiens glutamate receptor, ionotropic, kainate 1 (GRIK1) mRNA
5253	18059	30688	2.5	1.0E-119	AU133389.1	EST_HUMAN	AU133389 NT2RP4 Homo sapiens cDNA clone NT2RP4001891 5'
5266	18072	30701	21.82	1.0E-118	MB9914.1	NT	Human neurofibromin (NF1) gene, complete cds
5270	18076	30706	3.11	1.0E-119	BE936121.1	EST_HUMAN	RC1-NN0073-250800-018-g06 NN0073 Homo sapiens cDNA
5347	18150	30830	1.63	1.0E-119	AV693731.1	EST_HUMAN	AV693731 GKC Homo sapiens cDNA clone GKCDHB03 5'
5503	18301	31201	0.63	1.0E-119	AL134903.1	EST_HUMAN	DKFZp762M0710_r1 762 (synonym: hmei2) Homo sapiens cDNA clone DKFZp762M0710 5'
5503	18301	31202	0.63	1.0E-119	AL134903.1	EST_HUMAN	DKFZp762M0710_r1 762 (synonym: hmei2) Homo sapiens cDNA clone DKFZp762M0710 5'
6036	18816	31776	7.67	1.0E-119	AI150703.1	EST_HUMAN	qb77c09.x1 Soares_fetal_hcrt_NbHH19W Homo sapiens cDNA clone IMAGE:1706128 3' similar to SW:K1CJ_MOUSE_P02536 KERATIN, TYPE I CYTOSKELETAL 10 ;
6190	18967	31940	0.92	1.0E-119	AF315683.1	NT	Homo sapiens matrix metalloproteinase 28 (MMP28) mRNA, complete cds
6190	18967	31941	0.92	1.0E-119	AF315683.1	NT	Homo sapiens matrix metalloproteinase 28 (MMP28) mRNA, complete cds
6239	19013	31987	0.85	1.0E-119	AI476732.1	EST_HUMAN	tm23f10.x1 Soares_NFL_T_GBC_S1 Homo sapiens cDNA clone IMAGE:2157451 3'
6370	19139	32135	2.62	1.0E-119	X06292.1	NT	Human c-fes/fps proto-oncogene
6380	19149	32148	4.69	1.0E-119	AW974193.1	EST_HUMAN	EST386298 MAGE sequences, MAGM Homo sapiens cDNA
7310	19993	33070	1.5	1.0E-119	BE796614.1	EST_HUMAN	601592005F1 NIH_MGC_7 Homo sapiens cDNA clone IMAGE:3946081 5'
8560	21252	34390	1.19	1.0E-119	BE615150.1	EST_HUMAN	601280564F1 NIH_MGC_39 Homo sapiens cDNA clone IMAGE:3622526 5'

Page 455 of 536  
Table 4

Single Exon Probes Expressed in Brain

Probe SEQ ID NO:	Exon SEQ ID NO:	ORF SEQ ID NO:	Expression Signal	Most Similar (Top) Hit BLAST E Value	Top Hit Accession No.	Top Hit Database Source	Top Hit Descriptor
9807	22458	35663	1.15	1.0E-119	11036643	NT	Homo sapiens KIAA0477 gene product (KIAA0477), mRNA
10008	22654	35987	0.55	1.0E-119	A1149798.1	EST_HUMAN	qf43a11.x1 Soares_testis_NHT Homo sapiens cDNA clone IMAGE:1762764 3' similar to TR:Q13458
10146	22794	36008	3.35	1.0E-119	AA465124.1	EST_HUMAN	Q13458 GUANINE NUCLEOTIDE EXCHANGE FACTOR PROTEIN TRIO.;
10401	23047	36263	1.29	1.0E-119	AJ297701.1	NT	aa32f05.r1 NCI_CGAP_GCB1 Homo sapiens cDNA clone IMAGE:814977 5'
10443	23089	36317	0.71	1.0E-119	11425937	NT	Homo sapiens partial IL-12RB1 gene for IL-12 receptor beta1 chain, exons 16-17
10443	23089	36318	0.71	1.0E-119	11425937	NT	Homo sapiens hypothetical protein FLJ10206 (FLJ10206), mRNA
10517	23183	36390	4.16	1.0E-119	AB032261.1	NT	Homo sapiens hypothetical protein FLJ10206 (FLJ10206), mRNA
10985	23660	36913	2.38	1.0E-119	AJ297701.1	NT	Homo sapiens Sed mRNA for stearoyl-CoA desaturase, complete cds
10985	23660	36914	2.38	1.0E-119	AJ297701.1	NT	Homo sapiens partial IL-12RB1 gene for IL-12 receptor beta1 chain, exons 16-17
11159	23829		6.31	1.0E-119	BF569571.1	NT	Homo sapiens partial IL-12RB1 gene for IL-12 receptor beta1 chain, exons 16-17
12188	25326		2.16	1.0E-119	AW847519.1	EST_HUMAN	602186072F1 NIH_MGC_45 Homo sapiens cDNA clone IMAGE:4310633 5'
294	13100	26741	1.43	1.0E-120	4507334	NT	RC3-CT0212-240989-011-f03 CT0212 Homo sapiens cDNA
1018	13778	26439	2.49	1.0E-120	AF248540.1	NT	Homo sapiens synaptotagmin 1 (SYNJ1), mRNA
1018	13778	26440	2.49	1.0E-120	AF248540.1	NT	Homo sapiens intersectin 2 (SH3D1B), mRNA, complete cds
1406	14152	26832	2.31	1.0E-120	N44873.1	EST_HUMAN	Homo sapiens intersectin 2 (SH3D1B), mRNA, complete cds
1597	14343	27033	3.08	1.0E-120	AF167706.1	NT	yy40g12.r1 Soares_melanocyte_2NBHM Homo sapiens cDNA clone IMAGE:273766 5'
1799	14539	27250	1.21	1.0E-120	4557250	NT	Homo sapiens cysteine-rich repeat-containing protein S52 precursor, mRNA, complete cds
2100	14831	27565	0.92	1.0E-120	AB011399.1	NT	Homo sapiens disintegrin and metalloprotease domain 10 (ADAM10) mRNA
2100	14831	27566	0.92	1.0E-120	AB011399.1	NT	Homo sapiens gene for AF-6, complete cds
2531	15247	27985	5.24	1.0E-120	4755124	NT	Homo sapiens gene for AF-6, complete cds
3302	13100	25741	1.59	1.0E-120	4507334	NT	Homo sapiens aquaporin 4 (AQP4), splice variant b, mRNA
4325	17094	29692	1.95	1.0E-120	AF058490.1	NT	Homo sapiens synaptotagmin 1 (SYNJ1), mRNA
4325	17094	29693	1.95	1.0E-120	AF058490.1	NT	Homo sapiens cAMP-specific phosphodiesterase 8A (PDE8A) mRNA, partial cds
4614	17349	29983	2.22	1.0E-120	AF098463.1	NT	Homo sapiens cAMP-specific phosphodiesterase 8A (PDE8A) mRNA, partial cds
4614	17349	29984	2.22	1.0E-120	AF098463.1	NT	Homo sapiens stanniocalcin (STC) gene, partial cds
5085	17784	30401	1.36	1.0E-120	4504116	NT	Homo sapiens stanniocalcin (STC) gene, partial cds
5133	17851	30458	0.9	1.0E-120	A1190903.1	EST_HUMAN	Homo sapiens glutamate receptor, ionotropic, kainate 1 (GRIK1) mRNA
5649	18444	31357	16.61	1.0E-120	BF569222.1	EST_HUMAN	gd61f03.x1 Soares_testis_NHT Homo sapiens cDNA clone IMAGE:1733981 3'
5649	18444	31358	16.61	1.0E-120	BF569222.1	EST_HUMAN	602183694F1 NIH_MGC_42 Homo sapiens cDNA clone IMAGE:4300174 5'
6350	19120	32110	0.57	1.0E-120	M29428.1	NT	602183694F1 NIH_MGC_42 Homo sapiens cDNA clone IMAGE:4300174 5'
6350	19120	32111	0.57	1.0E-120	M29428.1	NT	Human P-glycoprotein (MDR1) gene, exons 6 and 7
7471	20144	33236	1.77	1.0E-120	D34619.1	NT	Human P-glycoprotein (MDR1) gene, exons 6 and 7
7795	20490	33812	5.22	1.0E-120	Y00067.1	NT	Human TBXAS1 gene for thromboxane synthase, exon 7
							Human gene for neurofilament subunit M (NF-M)

Single Exon Probes Expressed in Brain

Probe SEQ ID NO:	Exon SEQ ID NO:	ORF SEQ ID NO:	Expression Signal	Most Similar (Top) Hit BLAST E Value	Top Hit Accession No.	Top Hit Database Source	Top Hit Descriptor
7785	20490	33613	5.22	1.0E-120	Y00067.1	NT	Human gene for neurofilament subunit M (NF-M)
8230	20924	34063	2.43	1.0E-120	BF337589.1	EST_HUMAN	602039352F1 NCJ_CGAP_Bim64 Homo sapiens cDNA clone IMAGE:4183333 5'
8303	20997	34135	0.85	1.0E-120	AB033057.1	NT	Homo sapiens mRNA for KIAA1231 protein, partial cds
8303	20997	34136	0.85	1.0E-120	AB033057.1	NT	Homo sapiens mRNA for KIAA1231 protein, partial cds
8307	21001	34138	2.33	1.0E-120	AB007984.1	NT	Homo sapiens mRNA, chromosome 1 specific transcript KIAA0495
8307	21001	34139	2.33	1.0E-120	AB007984.1	NT	Homo sapiens mRNA, chromosome 1 specific transcript KIAA0495
8307	21001	34138	2.33	1.0E-120	AB007984.1	NT	Homo sapiens mRNA, chromosome 1 specific transcript KIAA0495
8307	21001	34139	2.33	1.0E-120	AB007984.1	NT	Homo sapiens mRNA, chromosome 1 specific transcript KIAA0495
8362	21046	34182	1.17	1.0E-120	AB007934.1	NT	Homo sapiens mRNA for KIAA0465 protein, partial cds
9401	22063	35233	5.26	1.0E-120	BE392102.1	EST_HUMAN	601307739F1 NIH_MGC_44 Homo sapiens cDNA clone IMAGE:3625544 5'
9401	22063	35234	5.26	1.0E-120	BE392102.1	EST_HUMAN	601307739F1 NIH_MGC_44 Homo sapiens cDNA clone IMAGE:3625544 5'
9645	22297	35492	3.75	1.0E-120	BF306641.1	EST_HUMAN	601888966F1 NIH_MGC_17 Homo sapiens cDNA clone IMAGE:4122876 5'
9660	22312	35510	8.25	1.0E-120	AU133205.1	EST_HUMAN	AU133205 NT2RP4 Homo sapiens cDNA clone NT2RP4001541 5'
9677	22329	35525	0.79	1.0E-120	AL049801.1	NT	Novel human gene mapping to chromosome 13, similar to rat RhoGAP
9792	22443	35831	0.94	1.0E-120	AJ904151.1	EST_HUMAN	OM-BT043-080289-075 B.T043 Homo sapiens cDNA
9792	22443	35831	0.94	1.0E-120	AJ904151.1	EST_HUMAN	OM-BT043-080289-075 B.T043 Homo sapiens cDNA
9976	22824	37015	2.55	1.0E-120	AB028000.1	NT	Homo sapiens mRNA for KIAA1077 protein, partial cds
11071	23741	37015	3.72	1.0E-120	BE296387.1	EST_HUMAN	601176727F1 NIH_MGC_17 Homo sapiens cDNA clone IMAGE:3532015 5'
11316	24007	37311	2.06	1.0E-120	BE867619.1	EST_HUMAN	601443135F1 NIH_MGC_65 Homo sapiens cDNA clone IMAGE:3847281 5'
11316	24007	37312	2.06	1.0E-120	BE867619.1	EST_HUMAN	601443135F1 NIH_MGC_65 Homo sapiens cDNA clone IMAGE:3847281 5'
11650	24247	37567	1.38	1.0E-120	U94774.1	NT	Human muscle glycogen phosphorylase (PYGM) gene, 5'UTR and exon 1
71	12898	25534	1.08	1.0E-121	Y18000.1	NT	Homo sapiens NF2 gene
369	13165	26808	0.83	1.0E-121	AU134963.1	EST_HUMAN	AU134963 PLACE1 Homo sapiens cDNA clone PLACE1000899 5'
707	15549	28130	1.31	1.0E-121	8032192	NT	Homo sapiens TNF receptor-associated factor 1 (TRAF1) mRNA
1668	14315	27001	2.81	1.0E-121	AB011153.1	NT	Homo sapiens mRNA for KIAA0581 protein, partial cds
1958	14694	27407	1.33	1.0E-121	4755139	NT	Homo sapiens inositol polyphosphate-4-phosphatase, type I, 107kD (INPP4A), splice variant a, mRNA
1958	14694	27408	1.33	1.0E-121	4755139	NT	Homo sapiens inositol polyphosphate-4-phosphatase, type I, 107kD (INPP4A), splice variant a, mRNA
1964	14700	27415	1.18	1.0E-121	M95968.1	NT	Human prohormone converting enzyme (NEC2) gene, exon 9
1964	14700	27416	1.18	1.0E-121	M95968.1	NT	Human prohormone converting enzyme (NEC2) gene, exon 9
2095	14826	27659	1.51	1.0E-121	L76631.1	NT	Homo sapiens metabotropic glutamate receptor 1 beta (mGluR1beta) mRNA, complete cds
3079	15844	28486	3.51	1.0E-121	Y19208.1	NT	Homo sapiens hHb3 gene for hair keratin, exons 1 to 9
3079	15844	28487	3.51	1.0E-121	Y19208.1	NT	Homo sapiens hHb3 gene for hair keratin, exons 1 to 9
3525	16281	28936	1.19	1.0E-121	AB037758.1	NT	Homo sapiens mRNA for KIAA1337 protein, partial cds
3525	16281	28937	1.19	1.0E-121	AB037758.1	NT	Homo sapiens mRNA for KIAA1337 protein, partial cds
3666	16419	28090	7.35	1.0E-121	AF155156.2	NT	Homo sapiens adaptor-related protein complex AP-4 epsilon subunit mRNA, complete cds

Page 457 of 536  
Table 4

Single Exon Probes Expressed in Brain

Probe SEQ ID NO:	Exon SEQ ID NO:	ORF SEQ ID NO:	Expression Signal	Most Similar (Top) Hit BLAST E Value	Top Hit Accession No.	Top Hit Database Source	Top Hit Descriptor
4296	17035	29663	2	1.0E-121	AI263294.1	EST_HUMAN	qp67601.x1 NCI_CGAP_Pam1 Homo sapiens cDNA clone IMAGE:2005417 3'
4919	17647	30269	3.24	1.0E-121	X91937.1	NT	H. sapiens EOE-1 gene (exon 17)
5186	17994	30510	0.97	1.0E-121	BE222250.1	EST_HUMAN	hu09f08.x1 NCI_CGAP_Lu24 Homo sapiens cDNA clone IMAGE:3166119 3'
5474	18273	31167	0.85	1.0E-121	BE271424.1	EST_HUMAN	601140485F1 NIH_MGC_9 Homo sapiens cDNA clone IMAGE:3049820 5'
6524	19290	32294	0.91	1.0E-121	M91463.1	NT	Human glucose transporter (GLUT4) gene, complete cds
6788	19532		0.68	1.0E-121	AJ271736.1	NT	Homo sapiens Xq pseudautosomal region, segment 2/2
6866	17943	30537	1.78	1.0E-121	AW898086.1	EST_HUMAN	RC3-NIN0066-270400-011-f02 NIN0066 Homo sapiens cDNA
6866	17943	30538	1.78	1.0E-121	AW898086.1	EST_HUMAN	RC3-NIN0066-270400-011-f02 NIN0066 Homo sapiens cDNA
7838	20533	33660	2.11	1.0E-121		NT	Homo sapiens gamma-aminobutyric acid (GABA) A receptor, alpha 2 (GABRA2), mRNA
7842	20537	33664	2.45	1.0E-121	D84122.1	NT	Homo sapiens DNA for prostacyclin synthase, exon 8
7842	20537	33665	2.45	1.0E-121	D84122.1	NT	Homo sapiens DNA for prostacyclin synthase, exon 8
9758	22409	35615	1.21	1.0E-121	AW583858.1	EST_HUMAN	la05g05.y1 Human Pancreatic islets Homo sapiens cDNA 5' similar to TR:O75457 O75457 CYTOSOLIC PHOSPHOLIPASE A2-GAMMA. ;
9758	22409	35616	1.21	1.0E-121	AW583858.1	EST_HUMAN	la05g05.y1 Human Pancreatic islets Homo sapiens cDNA 5' similar to TR:O75457 O75457 CYTOSOLIC PHOSPHOLIPASE A2-GAMMA. ;
10675	23366	36609	2.95	1.0E-121	11427788	NT	Homo sapiens UDP-glucuronosyltransferase 2B4 precursor (UGT2B4) mRNA, UGT2B4*E468 allele, complete cds
10683	23374	36616	1.28	1.0E-121	AF064200.1	NT	Homo sapiens chloride intracellular channel 4 like (CLIC4L), mRNA
10889	23569	36820	3.46	1.0E-121	7330334	NT	Yw74c01.s1 Soares fetal liver spleen 1NFLS Homo sapiens cDNA clone IMAGE:248448 3'
10917	23597	36844	2.53	1.0E-121	N59624.1	EST_HUMAN	AU119320 HEMBA1 Homo sapiens cDNA clone HEMBA1005635 5'
11309	23988	37269	2.83	1.0E-121	AU119320.1	EST_HUMAN	Homo sapiens T-cell lymphoma invasion and metastasis 1 (TIAM1), mRNA
261	13069	25707	2.28	1.0E-122	11526176	NT	Homo sapiens intersectin short isoform (ITSN) mRNA, complete cds
327	13128	25763	2.63	1.0E-122	AF114488.1	NT	Homo sapiens T-cell lymphoma invasion and metastasis 1 (TIAM1), mRNA
348	13147	25787	2.14	1.0E-122	11526176	NT	Homo sapiens intersectin short isoform (ITSN) mRNA, complete cds
862	13631	26302	3.99	1.0E-122	AF114488.1	NT	Homo sapiens intersectin short isoform (ITSN) mRNA, complete cds
1198	13950	26614	4.28	1.0E-122	M20707.1	NT	Human kappa-immunoglobulin germline pseudogene (Chr22.4) variable region (subgroup V kappa II)
1688	14432	27128	1.28	1.0E-122	AF167706.1	NT	Homo sapiens cysteine-rich repeat-containing protein S62 precursor, mRNA, complete cds
1707	14450	27150	1.36	1.0E-122	11418424	NT	Homo sapiens collagen, type XI, alpha 1 (COL12A1), mRNA
1707	14450	27151	1.35	1.0E-122	11418424	NT	Homo sapiens collagen, type XI, alpha 1 (COL12A1), mRNA
1807	14547	27262	4.54	1.0E-122	BE906024.1	EST_HUMAN	601497032F1 NIH_MGC_70 Homo sapiens cDNA clone IMAGE:3898358 5'
2495	15212	27954	5.21	1.0E-122	BF316170.1	EST_HUMAN	601896173F1 NIH_MGC_19 Homo sapiens cDNA clone IMAGE:4125234 5'
2495	15212	27955	5.21	1.0E-122	BF316170.1	EST_HUMAN	601896173F1 NIH_MGC_19 Homo sapiens cDNA clone IMAGE:4125234 5'

Page 458 of 536  
Table 4

Single Exon Probes Expressed in Brain

Probe SEQ ID NO:	Exon SEQ ID NO:	ORF SEQ ID NO:	Expression Signal	Most Similar (Top) Hit BLAST E Value	Top Hit Accession No.	Top Hit Database Source	Top Hit Descriptor
2844	15612	28260	1.41	1.0E-122	AF264717.1	NT	Homo sapiens FYVE domain-containing dual specificity protein phosphatase FYVE-DSP2 mRNA, complete cds
4796	17626	30148	5.04	1.0E-122	4502166	NT	Homo sapiens amyloid beta (A4) precursor protein (protease nexin-II, Alzheimer disease) (APP), mRNA
4930	17658	31170	1.46	1.0E-122	AW504645.1	EST_HUMAN	U1-HF-BN0-all-a-03-0-U1.r1 NIH_MGC_50 Homo sapiens cDNA clone IMAGE:3076948 5'
5476	18276	31170	1.36	1.0E-122	BE256039.1	EST_HUMAN	601113567F1 NIH_MGC_16 Homo sapiens cDNA clone IMAGE:3354232 5'
6668	18276	31170	7.1	1.0E-122	BE256039.1	EST_HUMAN	601113567F1 NIH_MGC_16 Homo sapiens cDNA clone IMAGE:3354232 5'
7113	19801	32885	0.73	1.0E-122	AA898671.1	EST_HUMAN	ak49h06.s1 Soares testis NHT Homo sapiens cDNA clone IMAGE:1409939 3'
8695	21387	34530	0.65	1.0E-122	AJ276801.1	NT	Homo sapiens mRNA for doublesex and mab-3 related transcription factor 1 (DMRT1)
8926	21617	34761	1.21	1.0E-122	11424216	NT	Homo sapiens lethal giant larvae (Drosophila) homolog 2 (LLGL2), mRNA
9223	21902	35073	1.19	1.0E-122	A1359818.1	EST_HUMAN	qy92h07.x1 NCL_CGAP_Bm23 Homo sapiens cDNA clone IMAGE:2013757 3' similar to SW:MTA1_HUMAN Q13330 METASTASIS-ASSOCIATED PROTEIN MTA1.;
9223	21902	35074	1.19	1.0E-122	A1359818.1	EST_HUMAN	qy92h07.x1 NCL_CGAP_Bm23 Homo sapiens cDNA clone IMAGE:2013757 3' similar to SW:MTA1_HUMAN Q13330 METASTASIS-ASSOCIATED PROTEIN MTA1.;
10034	22682	35899	1.05	1.0E-122	AL117234.1	NT	Novel human gene mapping to chromosome X, isoform of db1 (proto-oncogene)
10908	23988	39834	2.17	1.0E-122	AW955834.1	EST_HUMAN	EST367904 MAGe resequences, MAGD Homo sapiens cDNA
11358	24046	37349	1.88	1.0E-122	AB024068.1	NT	Homo sapiens gene for B120, exon 10
11858	24509	37349	6.8	1.0E-122	11418187	NT	Homo sapiens phosphomannomutase 1 (PMM1), mRNA
751	13523	26181	1.74	1.0E-123	BF345274.1	EST_HUMAN	602018058F1 NCL_CGAP_Bm67 Homo sapiens cDNA clone IMAGE:4163670 5'
751	13523	26182	1.74	1.0E-123	BF345274.1	EST_HUMAN	602018058F1 NCL_CGAP_Bm67 Homo sapiens cDNA clone IMAGE:4163670 5'
992	13754	26415	5.4	1.0E-123	AL163249.2	NT	Homo sapiens chromosome 21 segment HS21C049
1001	13761	26422	2.5	1.0E-123	5803114	NT	Homo sapiens inner membrane protein, mitochondrial (mitofilin) (IMMT), mRNA
1219	13966	26634	5.58	1.0E-123	4505818	NT	Homo sapiens phosphatidylinositol-4-phosphate 5-kinase, type II, beta (PIP5K2B) mRNA, end translated products
1219	13966	26635	5.58	1.0E-123	4505818	NT	Homo sapiens phosphatidylinositol-4-phosphate 5-kinase, type II, beta (PIP5K2B) mRNA, end translated products
1438	14185	26871	0.91	1.0E-123	AJ388641.1	NT	Homo sapiens partial mRNA for immunoglobulin kappa chain variable region (IGVK gene), sample GN02
2092	14823	27555	2.7	1.0E-123	M55419.1	NT	Human amelogenin (AMELY) gene, 3' end of cds
2092	14823	27558	2.7	1.0E-123	M55419.1	NT	Human amelogenin (AMELY) gene, 3' end of cds
2092	14823	27567	2.7	1.0E-123	M55419.1	NT	Human amelogenin (AMELY) gene, 3' end of cds
2313	15038	28657	3.62	1.0E-123	7705962	NT	Homo sapiens RAB9-like protein (LOC51209), mRNA
3245	16007	28657	0.95	1.0E-123	6912617	NT	Homo sapiens glutamyl-peptide cyclotransferase (glutamyl cyclase) (QPCT), mRNA
5391	18163	30847	1.56	1.0E-123	L34219.1	NT	Homo sapiens retinaldehyde-binding protein (RALBP) gene, complete cds



Page 459 of 536  
Table 4  
Single Exon Probes Expressed in Brain

Probe SEQ ID NO:	Exon SEQ ID NO:	ORF SEQ ID NO:	Expression Signal	Most Similar (Top) Hit BLAST E Value	Top Hit Accession No.	Top Hit Database Source	Top Hit Descriptor
5361	18163	30848	1.56	1.0E-123	L34219.1	NT	Homo sapiens retinaldehyde-binding protein (CRALBP) gene, complete cds
5494	18293	31191	1.62	1.0E-123	BE799746.1	EST_HUMAN	601591108F1 NIH_MGC_7 Homo sapiens cDNA clone IMAGE:3945433 5'
6377	19146	32145	2.59	1.0E-123	AU118435.1	EST_HUMAN	AU118435 HEMBA1 Homo sapiens cDNA clone HEMBA1003691 5'
6905	19643	32688	1.2	1.0E-123	H53198.1	EST_HUMAN	yq84a03.t1 Soares fetal liver spleen 1NLS Homo sapiens cDNA clone IMAGE:202444 5' similar to SP:YAK1_YEAST P14680 PROTEIN KINASE YAK1 :
6915	19652	32698	1.25	1.0E-123	U42224.1	NT	Human growth hormone releasing hormone gene, exon 7
7094	19783	32849	2.87	1.0E-123	U56286.1	NT	Human hBRAVO/Nr-CAM precursor (hBRAVO/Nr-CAM) gene, complete cds
7302	19885	33061	1.62	1.0E-123	11525833	NT	Homo sapiens heparan sulfate (glucosamine) 3-O-sulfotransferase 2 (HS3ST2), mRNA
7542	20212	33312	1.3	1.0E-123	11436439	NT	Homo sapiens 2'-5'-oligoadenylate synthetase 2 (OAS2), mRNA
7551	20221	33324	2.18	1.0E-123	BE263001.1	EST_HUMAN	601152815F1 NIH_MGC_19 Homo sapiens cDNA clone IMAGE:3609162 5'
7816	20511	33636	0.67	1.0E-123	AU131881.1	EST_HUMAN	AU131881 NT2RP3 Homo sapiens cDNA clone NT2RP3003409 5'
7816	20511	33637	0.67	1.0E-123	AU131881.1	EST_HUMAN	AU131881 NT2RP3 Homo sapiens cDNA clone NT2RP3003409 5'
8433	21126		1.13	1.0E-123	AW371924.1	EST_HUMAN	RC4-BT0311-251199-012-a07 BT0311 Homo sapiens cDNA
9269	22023	35193	2.43	1.0E-123	AB007923.1	NT	Homo sapiens mRNA for KIAA0464 protein, partial cds
9405	22067	35239	15.48	1.0E-123	U06823.1	NT	Oryctolagus cuniculus New Zealand white elongation factor 1 alpha (Rabefia2) mRNA, complete cds
11720	24314	37637	4.68	1.0E-123	BF677292.1	EST_HUMAN	602086791F1 NIH_MGC_83 Homo sapiens cDNA clone IMAGE:4250879 5'
11720	24314	37638	4.68	1.0E-123	BF677292.1	EST_HUMAN	602086791F1 NIH_MGC_83 Homo sapiens cDNA clone IMAGE:4250879 5'
262	13070	25708	2.19	1.0E-124	4507500	NT	Homo sapiens T-cell lymphoma invasion and metastasis 1 (TIAM1) mRNA
262	13070	25709	2.19	1.0E-124	4507500	NT	Homo sapiens T-cell lymphoma invasion and metastasis 1 (TIAM1) mRNA
268	13076		2.99	1.0E-124	DB7675.1	NT	Homo sapiens DNA for amyloid precursor protein, complete cds
473	13259	25698	2.84	1.0E-124	AL163246.2	NT	Homo sapiens chromosome 21 segment HS21C046
675	13450	26092	2.68	1.0E-124	AA397551.1	EST_HUMAN	z181b04.r1 Stralagene schizo brain S11 Homo sapiens cDNA clone IMAGE:728719 5' similar to TR:G300482
676	13450	26093	2.68	1.0E-124	AA397551.1	EST_HUMAN	G300482 POL=REVERSE TRANSCRIPTASE HOMOLOG (RETROVIRAL ELEMENT) ;
740	13516	26174	7.84	1.0E-124	AF155654.1	NT	z181b04.r1 Stralagene schizo brain S11 Homo sapiens cDNA clone IMAGE:728719 5' similar to TR:G300482
792	13562	26223	1.61	1.0E-124	4507500	NT	G300482 POL=REVERSE TRANSCRIPTASE HOMOLOG (RETROVIRAL ELEMENT) ;
884	13653	26321	1.94	1.0E-124	7705446	NT	G300482 POL=REVERSE TRANSCRIPTASE HOMOLOG (RETROVIRAL ELEMENT) ;
1325	14074	26747	4.95	1.0E-124	AF274892.1	NT	Human putative ribosomal protein S1 mRNA
1325	14074	26748	4.95	1.0E-124	AF274892.1	NT	Homo sapiens glucose transporter 3 gene, exons 9, 10, and complete cds
1808	14548	27263	2.29	1.0E-124	AJ131712.1	NT	Homo sapiens glucose transporter 3 gene, exons 9, 10, and complete cds
2054	14788	27512	3.05	1.0E-124	BE879524.1	EST_HUMAN	Homo sapiens mRNA for nucleolar RNA-helicase (nol161 gene)
3358	16118	28774	0.85	1.0E-124	4504116	NT	601491715F1 NIH_MGC_69 Homo sapiens cDNA clone IMAGE:3893954 5' similar to TR:G300482 Homo sapiens glutamate receptor, ionotropic, kainate 1 (GRIK1) mRNA

Page 460 of 536  
Table 4

Single Exon Probes Expressed in Brain

Probe SEQ ID NO:	Exon SEQ ID NO:	ORF SEQ ID NO:	Expression Signal	Most Similar (Top) Hit BLAST E Value	Top Hit Accession No.	Top Hit Database Source	Top Hit Descriptor
3482	16239	28895	1.25	1.0E-124	S78694.1	NT	Homo sapiens ATP-sensitive inwardly rectifying K-channel subunit (KCNJ6/BIR1) gene, exon
3482	16239	28896	1.26	1.0E-124	S78694.1	NT	Homo sapiens ATP-sensitive inwardly rectifying K-channel subunit (KCNJ6/BIR1) gene, exon
3640	16383	28033	1.54	1.0E-124	X13794.1	NT	H. sapiens lactate dehydrogenase B gene exon 1 and 2 (EC 1.1.1.27) (and joined CDS)
3880	16630	29269	1	1.0E-124	4507500	NT	Homo sapiens T-cell lymphoma invasion and metastasis 1 (TIAM1) mRNA
4056	16801	29432	1.34	1.0E-124	4504116	NT	Homo sapiens glutamate receptor, ionotropic, kainate 1 (GRIK1) mRNA
4698	17430	30061	1.94	1.0E-124	AB024069.1	NT	Homo sapiens gene for B120, exon 11
4881	17608		1.13	1.0E-124	M18178.1	NT	Human fibronectin gene extra type III repeat (EDII), exon x+1
5215	18023	30647	12.12	1.0E-124	8922337	NT	Homo sapiens hypothetical protein FLJ10300 (FLJ10300), mRNA
5586	18383	31293	0.92	1.0E-124	4506786	NT	Homo sapiens IQ motif containing GTPase activating protein 1 (IQGAP1) mRNA
5787	18588	31514	6.94	1.0E-124	BF696135.1	EST_HUMAN	602124644F1 NIH_MGC_56 Homo sapiens cDNA clone IMAGE:4281635 5'
6077	18856	31923	0.91	1.0E-124	AV711263.1	EST_HUMAN	AV711263 Cu Homo sapiens cDNA clone CUAADF07 5'
6339	19109	32099	0.98	1.0E-124	11420654	NT	Homo sapiens ubiquitin specific protease 9, X chromosome (Drosophila fat facets related) (USP9X), mRNA
6812	19649	32895	2.95	1.0E-124	Y11717.1	NT	M. musculus mRNA for hoxa3 gene
7037	19729	32786	0.94	1.0E-124	BE271295.1	EST_HUMAN	600943771F1 NIH_MGC_8 Homo sapiens cDNA clone IMAGE:2986585 5'
7037	19729	32787	0.94	1.0E-124	BE271295.1	EST_HUMAN	600943771F1 NIH_MGC_8 Homo sapiens cDNA clone IMAGE:2986585 5'
7452	20128	33220	0.92	1.0E-124	AA630331.1	EST_HUMAN	ac08h05.t1 Stratagene HeLa cell c3 837216 Homo sapiens cDNA clone IMAGE:865897 3'
8156	20850	33982	8.07	1.0E-124	4506654	NT	Homo sapiens ribosomal protein L5 (RPL5) mRNA
8362	21055	34195	1.26	1.0E-124	AW612106.1	EST_HUMAN	hg94a09.x1 NCI_CGAP_Kid11 Homo sapiens cDNA clone IMAGE:2953240 3' similar to TR:O95162
8362	21055	34196	1.26	1.0E-124	AW612106.1	EST_HUMAN	O95162 PEROXISOMAL SHORT-CHAIN ALCOHOL DEHYDROGENASE.1 ;
9060	21749	34907	0.61	1.0E-124	A1799864.1	EST_HUMAN	hg94a09.x1 NCI_CGAP_Kid11 Homo sapiens cDNA clone IMAGE:2953240 3' similar to TR:O95162
9060	21749	34908	0.61	1.0E-124	A1799864.1	EST_HUMAN	O95162 PEROXISOMAL SHORT-CHAIN ALCOHOL DEHYDROGENASE.1 ;
9390	22052	35223	2.31	1.0E-124	AV645633.1	EST_HUMAN	wc43g03.x1 NCI_CGAP_Pr28 Homo sapiens cDNA clone IMAGE:2321428 3'
9390	22052	35224	2.31	1.0E-124	AV645633.1	EST_HUMAN	wc43g03.x1 NCI_CGAP_Pr28 Homo sapiens cDNA clone IMAGE:2321428 3'
9477	22130	35309	0.62	1.0E-124	AF022655.1	NT	AV645633 GLC Homo sapiens cDNA clone GLCACE04 3'
9477	22130	35310	0.52	1.0E-124	AF022655.1	NT	AV645633 GLC Homo sapiens cDNA clone GLCACE04 3'
9508	22161	35342	7.57	1.0E-124	A1767133.1	EST_HUMAN	Homo sapiens cep250 centrosome associated protein mRNA, complete cds
9508	22161	35343	7.57	1.0E-124	A1767133.1	EST_HUMAN	wf69f02.x1 NCI_CGAP_Kid12 Homo sapiens cDNA clone IMAGE:2400891 3'
9771	22422	35630	1.57	1.0E-124	AW503755.1	EST_HUMAN	wf69f02.x1 NCI_CGAP_Kid12 Homo sapiens cDNA clone IMAGE:2400891 3'
10804	23487		1.44	1.0E-124	11432087	NT	UI-HF-BN0-akz-b-04-0-U1.r1 NIH_MGC_50 Homo sapiens cDNA clone IMAGE:3078848 5'
10976	23652	36905	1.61	1.0E-124	U94776.1	NT	Homo sapiens leucine-rich, glioma inactivated 1 (LGI1), mRNA
11305	23954	37265	3.51	1.0E-124	AW665663.1	EST_HUMAN	Human muscle glycogen phosphorylase (PYGM), gene, exons 6 through 17
							hJ05c06.x1 Soares_NFL_T_GBC_S1 Homo sapiens cDNA clone IMAGE:2989098 3'

Page 461 of 536  
Table 4

Single Exon Probes Expressed in Brain

Probe SEQ ID NO:	Exon SEQ ID NO:	ORF SEQ ID NO:	Expression Signal	Most Similar (Top) Hit BLAST E Value	Top Hit Accession No.	Top Hit Database Source	Top Hit Descriptor
11452	23219	36452	3	1.0E-124	A1448455.1	EST_HUMAN	fi19e03.x1 NCI_CGAP_Gas4 Homo sapiens cDNA clone IMAGE:2141980 3' similar to TR:O31662 O31662 YKRS PROTEIN.;
11462	23219	36453	3	1.0E-124	A1448455.1	EST_HUMAN	fi19e03.x1 NCI_CGAP_Gas4 Homo sapiens cDNA clone IMAGE:2141980 3' similar to TR:O31662 O31662 YKRS PROTEIN.;
12029	13450	26092	4.1	1.0E-124	AA397551.1	EST_HUMAN	z81b04.r1 Stralagene schizo brain S11 Homo sapiens cDNA clone IMAGE:728719 5' similar to TR:G300482 G300482 POL=REVERSE TRANSCRIPTASE HOMOLOG (RETROVIRAL ELEMENT);
12029	13450	26093	4.1	1.0E-124	AA397551.1	EST_HUMAN	z81b04.r1 Stralagene schizo brain S11 Homo sapiens cDNA clone IMAGE:728719 5' similar to TR:G300482 G300482 POL=REVERSE TRANSCRIPTASE HOMOLOG (RETROVIRAL ELEMENT);
12484	24823	31026	1.61	1.0E-124	AB029016.1	NT	Homo sapiens mRNA for KIAA1093 protein, partial cds
12706	25279	30729	1.44	1.0E-124	11417862	NT	Homo sapiens calcineurin binding protein 1 (KIAA0330), mRNA
12706	25279	30730	1.44	1.0E-124	11417862	NT	Homo sapiens calcineurin binding protein 1 (KIAA0330), mRNA
148	12961	25603	1.74	1.0E-125	BE219510.1	EST_HUMAN	hi59a08.x1 NCI_CGAP_Lu24 Homo sapiens cDNA clone IMAGE:3177886 3' similar to TR:Q25058 Q25058 FIBROPELLIN IA;
146	12961	25604	1.74	1.0E-125	BE219510.1	EST_HUMAN	hi59a08.x1 NCI_CGAP_Lu24 Homo sapiens cDNA clone IMAGE:3177886 3' similar to TR:Q25058 Q25058 FIBROPELLIN IA;
311	13115		5.49	1.0E-125	AB032998.1	NT	Homo sapiens mRNA for KIAA1172 protein, partial cds
417	12828	25441	5.47	1.0E-125	BE743922.1	EST_HUMAN	601577981F1 NIH_MGC_9 Homo sapiens cDNA clone IMAGE:3926686 5'
629	13408	26043	1.18	1.0E-125	A1110656.1	EST_HUMAN	HA0086 Human fetal liver cDNA library Homo sapiens cDNA
629	13408	26044	1.18	1.0E-125	A1110656.1	EST_HUMAN	HA0086 Human fetal liver cDNA library Homo sapiens cDNA
711	13485	26134	1.66	1.0E-125	AF284750.1	NT	Homo sapiens ALR-like protein mRNA, partial cds
840	13610	26280	2.29	1.0E-125	AA042813.1	EST_HUMAN	z453c07.s1 Sceres_pregnant_uterus_NbHPU Homo sapiens cDNA clone IMAGE:486540 3' similar to gb:X65857_cds1 OLFACTORY RECEPTOR-LIKE PROTEIN HGMP07E (HUMAN);
978	13743	26405	1.22	1.0E-125	AL163210.2	NT	Homo sapiens chromosome 21 segment HS21C010
1131	13887	26545	1.76	1.0E-125	7662279	NT	Homo sapiens KIAA0744 gene product; histone deacetylase 7 (KIAA0744), mRNA
1688	15575	27105	0.99	1.0E-125	7661867	NT	Homo sapiens KIAA0022 gene product (KIAA0022), mRNA
1793	14533	27242	0.91	1.0E-125	U78027.1	NT	Homo sapiens Bruton's tyrosine kinase (BTK), alpha-D-galactosidase A (GLA), L44-like ribosomal protein (L44L) and FTP3 (FTP3) genes, complete cds
1804	14544	27258	1.59	1.0E-125	AF015450.1	NT	Homo sapiens Usurpin-alpha mRNA, complete cds
1804	14544	27259	1.59	1.0E-125	AF015450.1	NT	Homo sapiens Usurpin-alpha mRNA, complete cds
2368	15080	27816	1.66	1.0E-125	AA011278.1	EST_HUMAN	z101g09.r1 Sceres_fetal_liver_INFLS_S1 Homo sapiens cDNA clone IMAGE:429568 5'
2508	15225	27967	0.99	1.0E-125	AA042813.1	EST_HUMAN	z453c07.s1 Sceres_pregnant_uterus_NbHPU Homo sapiens cDNA clone IMAGE:486540 3' similar to gb:X65857_cds1 OLFACTORY RECEPTOR-LIKE PROTEIN HGMP07E (HUMAN);
2604	15317	28057	1.3	1.0E-125	4504696	NT	Homo sapiens Inhibin, alpha (INH) mRNA
2604	15317	28058	1.3	1.0E-125	4504696	NT	Homo sapiens Inhibin, alpha (INH) mRNA

Single Exon Probes Expressed in Brain

Probe SEQ ID NO:	Exon SEQ ID NO:	ORF SEQ ID NO:	Expression Signal	Most Similar (Top) Hit BLAST E Value	Top Hit Accession No.	Top Hit Database Source	Top Hit Descriptor
3009	17874	28425	0.94	1.0E-125	BE018009.1	EST_HUMAN	bb74f06.y1 NIH_MGC_12 Homo sapiens cDNA clone IMAGE:3048131 5' similar to TR:O85604 O95604
3839	16590	29228	0.92	1.0E-125	AA042813.1	EST_HUMAN	ZINC FINGER PROTEIN. ;
4513	17248	29883	2.09	1.0E-125	11425114	NT	zks3c07.s1 Sceres_pregnant_uterus_NbHPU Homo sapiens cDNA clone IMAGE:486540 3' similar to gb:X65857 cds1 OLFACTORY RECEPTOR-LIKE PROTEIN HGMP07E (HUMAN);
4513	17248	29884	2.09	1.0E-125	11425114	NT	gb:X65857 cds1 OLFACTORY RECEPTOR-LIKE PROTEIN HGMP07E (HUMAN);
4971	12981	25603	1.48	1.0E-125	BE219810.1	EST_HUMAN	Homo sapiens zinc finger protein ZNF287 (ZNF287), mRNA
4971	12981	25604	1.48	1.0E-125	BE219810.1	EST_HUMAN	Homo sapiens zinc finger protein ZNF287 (ZNF287), mRNA
5783	18574	31503	3.16	1.0E-125	11436448	NT	Homo sapiens zinc finger protein ZNF287 (ZNF287), mRNA
5802	18592	31517	0.91	1.0E-125	BE175169.1	EST_HUMAN	Homo sapiens zinc finger protein ZNF287 (ZNF287), mRNA
5942	18630	31565	3.76	1.0E-125	BE992660.1	EST_HUMAN	Homo sapiens zinc finger protein ZNF287 (ZNF287), mRNA
5884	18670	31611	0.74	1.0E-125	A1679904.1	EST_HUMAN	Homo sapiens zinc finger protein ZNF287 (ZNF287), mRNA
6188	18965	31938	0.8	1.0E-125	BE736055.1	EST_HUMAN	Homo sapiens zinc finger protein ZNF287 (ZNF287), mRNA
6486	19263	32253	1.63	1.0E-125	BE562526.1	EST_HUMAN	Homo sapiens zinc finger protein ZNF287 (ZNF287), mRNA
6486	19263	32254	1.53	1.0E-125	BE562526.1	EST_HUMAN	Homo sapiens zinc finger protein ZNF287 (ZNF287), mRNA
6961	19443	32469	5.26	1.0E-125	X03427.1	NT	Homo sapiens zinc finger protein ZNF287 (ZNF287), mRNA
6961	19443	32460	5.26	1.0E-125	X03427.1	NT	Homo sapiens zinc finger protein ZNF287 (ZNF287), mRNA
7706	20370	33483	0.55	1.0E-125	BE515100.1	EST_HUMAN	Homo sapiens zinc finger protein ZNF287 (ZNF287), mRNA
8444	21136	34273	0.99	1.0E-125	U90288.1	NT	Homo sapiens zinc finger protein ZNF287 (ZNF287), mRNA
8444	21136	34274	0.99	1.0E-125	U90288.1	NT	Homo sapiens zinc finger protein ZNF287 (ZNF287), mRNA
9016	21708	34856	6.83	1.0E-125	BE181640.1	EST_HUMAN	Homo sapiens zinc finger protein ZNF287 (ZNF287), mRNA
9016	21708	34857	6.83	1.0E-125	BE181640.1	EST_HUMAN	Homo sapiens zinc finger protein ZNF287 (ZNF287), mRNA
9281	22035	35207	0.96	1.0E-125	A1565998.1	EST_HUMAN	Homo sapiens zinc finger protein ZNF287 (ZNF287), mRNA
10350	22997	36215	0.53	1.0E-125	BE784576.1	EST_HUMAN	Homo sapiens zinc finger protein ZNF287 (ZNF287), mRNA
10391	23037	36253	1.06	1.0E-125	AB002298.1	NT	Homo sapiens zinc finger protein ZNF287 (ZNF287), mRNA
10561	23276	36514	3.23	1.0E-125	AFO43458.1	NT	Homo sapiens zinc finger protein ZNF287 (ZNF287), mRNA
10758	23443	36698	1.61	1.0E-125	11425570	NT	Homo sapiens zinc finger protein ZNF287 (ZNF287), mRNA
11081	23751	37026	3.94	1.0E-125	AB014597.1	NT	Homo sapiens zinc finger protein ZNF287 (ZNF287), mRNA

Single Exon Probes Expressed in Brain

Probe SEQ ID NO:	Exon SEQ ID NO:	ORF SEQ ID NO:	Expression Signal	Most Similar (Top) Hit BLAST E Value	Top Hit Accession No.	Top Hit Database Source	Top Hit Descriptor
11269	23921	37213	1.74	1.0E-126	766905	NT	Homo sapiens myosin, heavy polypeptide 1, skeletal muscle, adult (MYH1), mRNA
11269	23927	37218	4.84	1.0E-125	AF026029.1	NT	Homo sapiens poly(A) binding protein II (PABP2) gene, complete cds
11377	23984	37284	1.82	1.0E-125	AW812899.1	EST_HUMAN	RC3-ST0186-250200-01B-c11 ST0186 Homo sapiens cDNA
11486	24087	37397	3.58	1.0E-125	BE074267.1	EST_HUMAN	QV3-BT0569-020200-075-g09 BT0569 Homo sapiens cDNA
11486	24087	37398	3.58	1.0E-125	BE074267.1	EST_HUMAN	QV3-BT0569-020200-075-g09 BT0569 Homo sapiens cDNA
757	13529	26189	1.48	1.0E-126	4758007	NT	Homo sapiens CDC-like kinase (CLK) mRNA
899	13667	26331	1.45	1.0E-128	X68735.1	NT	H.sapiens gene for alpha1-antichymotrypsin, exon 3
2344	15067	27804	1.17	1.0E-126	89230566	NT	Homo sapiens hypothetical protein FLJ20048 (FLJ20048), mRNA
2344	15067	27805	1.17	1.0E-126	89230566	NT	Homo sapiens hypothetical protein FLJ20048 (FLJ20048), mRNA
2606	16318	28059	1.48	1.0E-126	6382078	NT	Homo sapiens RAN binding protein 2 (RANBP2), mRNA
3099	15835	28479	0.72	1.0E-128	4604116	EST_HUMAN	Homo sapiens glutamate receptor, ionotropic, kainate 1 (GRIK1) mRNA
3070	15836	28480	7.54	1.0E-126	AA160709.1	EST_HUMAN	z672c03.t1 Stragene pancreas (#837208) Homo sapiens cDNA clone IMAGE:692420 5'
3620	16373	28014	1.09	1.0E-126	AA160709.1	EST_HUMAN	z672c03.t1 Stragene pancreas (#837208) Homo sapiens cDNA clone IMAGE:592420 5'
3847	16400	28040	1.5	1.0E-126	X53941.1	NT	H.sapiens DNA for liver cytochrome b5 pseudogene
4783	17515	30137	1.74	1.0E-126	7657038	NT	Homo sapiens death receptor 6 (DR6), mRNA
6078	17797	30413	0.81	1.0E-126	N34078.1	EST_HUMAN	yy78c06.t1 Soares melanocyte 2N6HM Homo sapiens cDNA clone IMAGE:267850 5'
5616	18412	31325	0.68	1.0E-126	BE743922.1	EST_HUMAN	601677981F1 NIH_MGC_9 Homo sapiens cDNA clone IMAGE:3926885 5'
6139	18917	31887	3.22	1.0E-126	T06898.1	EST_HUMAN	yy52b12.s1 Soares fetal liver spleen 1N1FLS Homo sapiens cDNA clone IMAGE:68527 3'
6197	18973	31949	4.2	1.0E-126	AA460075.1	EST_HUMAN	z66603.t1 Soares fetal_fetus_Nb2HF8_9w Homo sapiens cDNA clone IMAGE:796444 5' similar to TR:G1145980 G1145880 TITIN ;
6197	18973	31950	4.2	1.0E-126	AB040958.1	NT	Homo sapiens mRNA for KIAA1525 protein, partial cds
7999	20077	33157	1.02	1.0E-126	AB040958.1	NT	Homo sapiens mRNA for KIAA1625 protein, partial cds
7999	20077	33158	1.02	1.0E-126	AF257737.1	NT	Homo sapiens ciliary dynein heavy chain 9 (DNAH9) mRNA, complete cds
7602	20286	33375	0.62	1.0E-126	AF257737.1	EST_HUMAN	Homo sapiens ciliary dynein heavy chain 9 (DNAH9) mRNA, complete cds
7655	20319	33428	0.69	1.0E-126	AU136463.1	EST_HUMAN	AU136463 PLACE1 Homo sapiens cDNA clone PLACET004326 5'
7778	20473	33596	0.76	1.0E-126	AU136463.1	EST_HUMAN	wf98f01.x1 Soares_NFL_T_GBC S1 Homo sapiens cDNA clone IMAGE:2350009 3' similar to SW_MPP2_HUMAN Q14166 MAGUK P55 SUBFAMILY MEMBER 2 ;
7778	20473	33597	0.76	1.0E-126	A1806483.1	EST_HUMAN	wf98f01.x1 Soares_NFL_T_GBC S1 Homo sapiens cDNA clone IMAGE:2350009 3' similar to SW_MPP2_HUMAN Q14166 MAGUK P55 SUBFAMILY MEMBER 2 ;
7887	20582	33711	2.55	1.0E-126	AB037715.1	NT	Homo sapiens mRNA for KIAA1284 protein, partial cds
8083	20777	33907	0.99	1.0E-126	X16609.1	NT	Homo sapiens mRNA for KIAA1284 protein, partial cds
9698	22346	36539	0.87	1.0E-126	AA483368.1	EST_HUMAN	Human mRNA for ankyrin (variant 2.1)
					4605424	NT	
					AA483368.1	EST_HUMAN	ne74b12.s1 NCI_LGAP_Ew1 Homo sapiens cDNA clone IMAGE:809883 similar to SW:TSG6_HUMAN
					33907	EST_HUMAN	P98066 TUMOR NECROSIS FACTOR-INDUCIBLE PROTEIN TSG-6 PRECURSOR ;
					36539	EST_HUMAN	Homo sapiens neuro-oncological ventral antigen 1 (NOVA1), splice variant 1, mRNA

Page 464 of 536  
Table 4  
Single Exon Probes Expressed in Brain

Probe SEQ ID NO:	Exon SEQ ID NO:	ORF SEQ ID NO:	Expression Signal	Most Similar (Top) Hit BLAST E Value	Top Hit Accession No.	Top Hit Database Source	Top Hit Descriptor
10693	23384	36624	1.27	1.0E-126	M693196.1	NT	Human macrophage mannose receptor (MRC1) gene, exon 5
10766	23450	36992	2.36	1.0E-126	BF683175.1	EST_HUMAN	602139138F1 NIH_MGC_46 Homo sapiens cDNA clone IMAGE:4298240 5'
11501	24102	37414	6.47	1.0E-126	BE261660.1	EST_HUMAN	601149404F1 NIH_MGC_19 Homo sapiens cDNA clone IMAGE:3502129 5'
12490	17797	30413	7.17	1.0E-126	BE743922.1	EST_HUMAN	601577981F1 NIH_MGC_9 Homo sapiens cDNA clone IMAGE:3926685 5'
168	12982	25622	4.63	1.0E-127	AB024597.1	NT	Homo sapiens mRNA for casein kinase I epsilon, complete cds
168	12982	25623	4.63	1.0E-127	AB024597.1	NT	Homo sapiens mRNA for casein kinase I epsilon, complete cds
169	12982	25622	4.71	1.0E-127	AB024597.1	NT	Homo sapiens mRNA for casein kinase I epsilon, complete cds
169	12982	25623	4.71	1.0E-127	AB024597.1	NT	Homo sapiens mRNA for casein kinase I epsilon, complete cds
267	13076	25716	3.64	1.0E-127	D87675.1	NT	Homo sapiens DNA for amyloid precursor protein, complete cds
267	13076	25717	3.54	1.0E-127	D87675.1	NT	Homo sapiens DNA for amyloid precursor protein, complete cds
861	13630	26301	2.03	1.0E-127	AF114488.1	NT	Homo sapiens Intersectin short isoform (ITSN) mRNA, complete cds
896	13664	26330	1.37	1.0E-127	U72621.2	NT	Homo sapiens lost on transformation LOT1 mRNA, complete cds
1686	14430	27126	1.08	1.0E-127	4827053	NT	Homo sapiens ubiquitin specific protease 8 (USP8) mRNA
2058	14790	27515	2.44	1.0E-127	5903065	NT	Homo sapiens leukocyte immunoglobulin-like receptor, subfamily A (with TM domain), member 1 (LILRA1); mRNA
2058	14790	27516	2.44	1.0E-127	5903065	NT	mRNA
2197	14926	27661	6.02	1.0E-127	4506620	NT	Homo sapiens leukocyte immunoglobulin-like receptor, subfamily A (with TM domain), member 1 (LILRA1); mRNA
2341	15064	27801	2.73	1.0E-127	AF245505.1	NT	Homo sapiens ribosomal protein L26 (RPL26) mRNA
2614	15325	28068	3.04	1.0E-127	X12881.1	NT	Homo sapiens adicican mRNA, complete cds
2626	15338	28081	1.1	1.0E-127	AA450131.1	EST_HUMAN	Human mRNA for cytokerin 18
2626	15338	28082	1.1	1.0E-127	AA450131.1	EST_HUMAN	Z442a02.f1 Soares_total_fetus_Nb2HF8_9w Homo sapiens cDNA clone IMAGE:789098 5'
							Z442a02.f1 Soares_total_fetus_Nb2HF8_9w Homo sapiens cDNA clone IMAGE:789098 5'
							au80e06.y1 Schneider fetal brain 00004 Homo sapiens cDNA clone IMAGE:2782594 5' similar to TR:Q15170 TRANSCRIPTION FACTOR S-I-RELATED PROTEIN ;contains element MER22 repetitive element;
3791	16543	29178	1.21	1.0E-127	AW161297.1	EST_HUMAN	Homo sapiens delayed rectifier potassium channel subunit (sK) mRNA, complete cds
4096	16938	29465	0.7	1.0E-127	AF135188.1	NT	Homo sapiens neuroblastoma-amplified protein (LOC51594), mRNA
4227	16998	29692	23.74	1.0E-127	7706239	NT	Homo sapiens neuroblastoma-amplified protein (LOC51594), mRNA
4227	16998	29693	23.74	1.0E-127	7706239	NT	Homo sapiens neuroblastoma-amplified protein (LOC51594), mRNA
4462	17198	29824	0.84	1.0E-127	AF252287.1	NT	Homo sapiens cytochrome P450 retinoid metabolizing protein P450RAI-2 mRNA, complete cds
4584	17299	29926	4.35	1.0E-127	4506384	NT	Homo sapiens RAD1 (S. pombe) homolog (RAD1) mRNA, and translated products
4590	17325		1.92	1.0E-127	AL163268.2	NT	Homo sapiens chromosome 21 segment HS21C068
4625	17360	29993	1.26	1.0E-127	6912639	NT	Homo sapiens Ring1 and YY1 binding protein (RYBP), mRNA

Single Exon Probes Expressed in Brain

Probe SEQ ID NO:	Exon SEQ ID NO:	ORF SEQ ID NO:	Expression Signal	Most Similar (Top) Hit BLAST E Value	Top Hit Accession No.	Top Hit Database Source	Top Hit Descriptor
5620	18416	31329	1.37	1.0E-127	W03547.1	EST_HUMAN	za01a10.11 Soares melanocyte 2N6HM Homo sapiens cDNA clone IMAGE:291258 5' similar to SW:PIP6_RAT P10888 1-PHOSPHATIDYLINOSITOL-4,6-BISPHOSPHATE PHOSPHODIESTERASE DELTA 1;
5650	18445	31359	2.4	1.0E-127	4826963	NT	Homo sapiens neuronal cell adhesion molecule (NRCAM) mRNA
5713	18506	31428	4.25	1.0E-127	X85764.1	NT	H. sapiens NOS2 gene, exon 6
6070	18849	31813	2.17	1.0E-127	X84060.1	NT	H. sapiens TCF11 gene, exon 3-6
6229	19003	31979	5.28	1.0E-127	4504778	NT	Homo sapiens Integrin, beta 8 (ITGB8) mRNA
6660	19325	32332	0.89	1.0E-127	11421595	NT	Homo sapiens Immunoglobulin superfamily, member 3 (IGSF3), mRNA
6982	19444	32461	0.81	1.0E-127	4826977	NT	Homo sapiens reelin (RELN) mRNA
7684	20348	33461	1.65	1.0E-127	11421814	NT	Homo sapiens Pendred syndrome (PDS), mRNA
7684	20348	33482	1.65	1.0E-127	11421814	NT	Homo sapiens Pendred syndrome (PDS), mRNA
7691	20355	33470	0.64	1.0E-127	AW986292.1	EST_HUMAN	QV3-BND0046-150300-121-h11 BND0046 Homo sapiens cDNA
8785	21477	34625	0.8	1.0E-127	11427235	NT	Homo sapiens Chediak-Higashi syndrome 1 (CHS1), mRNA
8785	21477	34628	0.8	1.0E-127	11427235	NT	Homo sapiens Chediak-Higashi syndrome 1 (CHS1), mRNA
9540	22193	35377	4.17	1.0E-127	AF274863.1	NT	Homo sapiens secretory pathway component Sec31B-1 mRNA, alternatively spliced, complete cds
9540	22193	35378	4.17	1.0E-127	AF274863.1	NT	Homo sapiens secretory pathway component Sec31B-1 mRNA, alternatively spliced, complete cds
9773	22424	35631	1	1.0E-127	AI298932.1	EST_HUMAN	qnr94h09.x1 NCL_CGAP_Lu5 Homo sapiens cDNA clone IMAGE:1896449 3'
10241	22899	36101	1.34	1.0E-127	11427235	NT	Homo sapiens Chediak-Higashi syndrome 1 (CHS1), mRNA
11107	23777	37050	7.88	1.0E-127	11417339	NT	Homo sapiens similar to heat shock 70KD protein 98 (mortalin-2) (H. sapiens) (LOC63184), mRNA
11107	23777	37051	7.88	1.0E-127	11417339	NT	Homo sapiens similar to heat shock 70KD protein 98 (mortalin-2) (H. sapiens) (LOC63184), mRNA
11627	24224	37546	3.25	1.0E-127	BE895415.1	EST_HUMAN	601434784F1 NIH_MGC_72 Homo sapiens cDNA clone IMAGE:3919917 5'
11627	24224	37547	3.25	1.0E-127	BE895415.1	EST_HUMAN	601434784F1 NIH_MGC_72 Homo sapiens cDNA clone IMAGE:3919917 5'
12244	12982	25622	2.25	1.0E-127	AB024597.1	NT	Homo sapiens mRNA for casein Kinase I epsilon, complete cds
12244	12982	25623	2.25	1.0E-127	AB024597.1	NT	Homo sapiens mRNA for casein Kinase I epsilon, complete cds
12444	24814	31048	2.88	1.0E-127	AB011399.1	NT	Homo sapiens gene for AF-6, complete cds
447	13233	25873	3.04	1.0E-128	BE385617.1	EST_HUMAN	601278127F1 NIH_MGC_20 Homo sapiens cDNA clone IMAGE:3618822 6'
2063	14795	27520	5.5	1.0E-128	U02523.1	NT	Human FAU1P pseudogene, trinucleotide repeat regions
2063	14795	27521	5.5	1.0E-128	U02523.1	NT	Human FAU1P pseudogene, trinucleotide repeat regions
2206	14934	27672	8.76	1.0E-128	4506718	NT	Homo sapiens ribosomal protein S2 (RPS2) mRNA
2446	15165		1.1	1.0E-128	11437455	NT	Homo sapiens chromatin-specific transcription elongation factor, 140 kDa subunit (FACTP140), mRNA
3389	16148	28802	1.08	1.0E-128	AB033073.1	NT	Homo sapiens mRNA for KIAA1247 protein, partial cds

Table 4  
Single Exon Probes Expressed in Brain

Probe SEQ ID NO:	Exon SEQ ID NO:	ORF SEQ ID NO:	Expression Signal	Most Similar (Top) Hit BLAST E Value	Top Hit Accession No.	Top Hit Database Source	Top Hit Descriptor
4616	17351	26986	6.14	1.0E-128	11428673	NT	Homo sapiens prospero-related homeobox 1 (PROX1), mRNA
5458	18257	31147	0.7	1.0E-128	X69539.1	NT	H. sapiens gene for inter-alpha-trypsin inhibitor heavy chain H1, exon 12
5886	18672	31613	0.65	1.0E-128	BE747981.1	EST_HUMAN	601580466F1 NIH_MGC_9 Homo sapiens cDNA clone IMAGE:3928057 5'
5886	18672	31614	0.85	1.0E-128	BE747981.1	EST_HUMAN	601580466F1 NIH_MGC_9 Homo sapiens cDNA clone IMAGE:3928057 5'
6324	19094	32082	2.58	1.0E-128	11420866	NT	Homo sapiens phosphodiesterase 1C, calmodulin-dependent (70kD) (PDE1C), mRNA
6831	19493	32516	6.9	1.0E-128	BF224345.1	EST_HUMAN	7q86b10.x1 NCI_CGAP_Lu24 Homo sapiens cDNA clone IMAGE:3'
7327	20010	33089	0.82	1.0E-128	BE614105.1	EST_HUMAN	601503846F1 NIH_MGC_71 Homo sapiens cDNA clone IMAGE:3905794 5'
7692	20358	33471	0.67	1.0E-128	11545923	NT	Homo sapiens putative ABC transporter (WHITE2), mRNA
8446	21138	34276	0.73	1.0E-128	AB007923.1	NT	Homo sapiens mRNA for KIAA0454 protein, partial cds
8446	21138	34277	0.73	1.0E-128	AB007923.1	NT	Homo sapiens mRNA for KIAA0454 protein, partial cds
10037	22885	35903	1.63	1.0E-128	AA639198.1	EST_HUMAN	Homo sapiens mRNA for KIAA0454 protein, partial cds
10608	23302	36541	3.52	1.0E-128	11425284	NT	Homo sapiens glutamate receptor, ionotropic, N-methyl D-aspartate 2D (GRIN2D), mRNA
10818	23311	36550	3.21	1.0E-128	AA926959.1	EST_HUMAN	Chromosomal segregation gene homolog CAS.1
10899	23390	36628	1.35	1.0E-128	AJ252060.1	NT	Chromosomal segregation gene homolog CAS.1
10761	23445	36689	1.4	1.0E-128	BE384475.1	EST_HUMAN	Chromosomal segregation gene homolog CAS.1
12117	24610		7.02	1.0E-128	AW955290.1	EST_HUMAN	Chromosomal segregation gene homolog CAS.1
118	13189	26839	1.33	1.0E-129	S37722.1	NT	Insulin-like growth factor binding protein-2 [human, placenta, Genomic, 1019 nt, segment 2 of 4]
404	13189	26839	1.19	1.0E-129	S37722.1	NT	Insulin-like growth factor binding protein-2 [human, placenta, Genomic, 1019 nt, segment 2 of 4]
1713	14456	27154	2.73	1.0E-129	AL096880.1	NT	Novel human mRNA containing Zinc finger C2H2 type domains
1717	14460	27158	1.57	1.0E-129	AF240786.1	NT	Homo sapiens glutathione S-transferase theta 2 (GSTT2) and glutathione S-transferase theta 1 (GSTT1) genes, complete cds
1717	14460	27159	1.57	1.0E-129	AF240786.1	NT	Homo sapiens glutathione S-transferase theta 2 (GSTT2) and glutathione S-transferase theta 1 (GSTT1) genes, complete cds
1838	14576	27289	2.76	1.0E-129	11418522	NT	Homo sapiens zinc finger protein 76 (expressed in testis) (ZNF76), mRNA
3125	15890	28531	1.21	1.0E-129	Q14585	SWISSPROT	ZINC FINGER PROTEIN HZF10
3125	15890	28532	1.21	1.0E-129	Q14585	SWISSPROT	ZINC FINGER PROTEIN HZF10
3125	15890	28533	1.21	1.0E-129	Q14585	SWISSPROT	ZINC FINGER PROTEIN HZF10
4143	16885	29516	1.94	1.0E-129	AB040892.1	NT	Homo sapiens mRNA for KIAA1489 protein, partial cds
4247	16988	29611	2.26	1.0E-129	AW755254.1	EST_HUMAN	CMYA5 Human cardiac muscle expression library Homo sapiens cDNA clone 4151935 similar to CMYA5
4247	16988	29612	2.26	1.0E-129	AW755254.1	EST_HUMAN	CMYA5 Human cardiac muscle expression library Homo sapiens cDNA clone 4151935 similar to CMYA5



Page 467 of 536  
Table 4

Single Exon Probes Expressed in Brain

Probe SEQ ID NO:	Exon SEQ ID NO:	ORF SEQ ID NO:	Expression Signal	Most Similar (Top) Hit BLAST E Value	Top Hit Accession No.	Top Hit Database Source	Top Hit Descriptor
6000	18781	31742	3.73	1.0E-129	AJ006345.1	NT	Homo sapiens KVLQT1 gene
6816	19477	32499	0.56	1.0E-129	BE869993.1	EST_HUMAN	601449740F1 NIH_MGC_65 Homo sapiens cDNA clone IMAGE:3853688 5'
6816	19477	32500	0.66	1.0E-129	BE869993.1	EST_HUMAN	601449740F1 NIH_MGC_65 Homo sapiens cDNA clone IMAGE:3853688 5'
7027	19719	32776	4.15	1.0E-129	AJ006345.1	NT	Homo sapiens KVLQT1 gene
7090	19779	32844	3.93	1.0E-129	11420850	NT	Homo sapiens similar to ribosomal protein S26 (H. sapiens) (LOC63694), mRNA
7428	20105	33191	2.49	1.0E-129	AF041056.1	NT	Homo sapiens WSCR4 gene, exons 3 and 4
7428	20105	33192	2.49	1.0E-129	AF041056.1	NT	Homo sapiens WSCR4 gene, exons 3 and 4
8217	20911	33835	3.94	1.0E-129	AB014534.1	NT	Homo sapiens mRNA for KIAA0634 protein, partial cds
9979	22627	35838	0.97	1.0E-129	11437282	NT	Homo sapiens mRNA for KIAA0634 protein, partial cds
10523	23169	36396	0.57	1.0E-129	AA682200.1	EST_HUMAN	Homo sapiens solute carrier family 21 (organic anion transporter), member 9 (SLC21A9), mRNA
11186	23851	37137	4	1.0E-129	AA625626.1	EST_HUMAN	Homo sapiens solute carrier family 21 (organic anion transporter), member 9 (SLC21A9), mRNA
11269	19779	32844	6.57	1.0E-129	11420850	NT	Homo sapiens similar to ribosomal protein S26 (H. sapiens) (LOC63694), mRNA
11615	24213	37637	1.38	1.0E-129	AU143115.1	EST_HUMAN	Homo sapiens similar to ribosomal protein S26 (H. sapiens) (LOC63694), mRNA
11615	24213	37638	1.38	1.0E-129	AU143115.1	EST_HUMAN	Homo sapiens similar to ribosomal protein S26 (H. sapiens) (LOC63694), mRNA
12104	24601		1.79	1.0E-129	H83155.1	EST_HUMAN	Homo sapiens similar to ribosomal protein S26 (H. sapiens) (LOC63694), mRNA
12483	24842		2.66	1.0E-129	AL120739.1	EST_HUMAN	Homo sapiens similar to ribosomal protein S26 (H. sapiens) (LOC63694), mRNA
74	12901	25538	1.3	1.0E-130	7705590	NT	Homo sapiens hypothetical protein (HSPC242), mRNA
1147	13902	26564	0.69	1.0E-130	AB037895.1	NT	Homo sapiens mRNA for KIAA1414 protein, partial cds
1661	14407	27099	11.38	1.0E-130	BE275192.1	EST_HUMAN	601121895F1 NIH_MGC_20 Homo sapiens cDNA clone IMAGE:3346368 5'
1661	14407	27099	11.38	1.0E-130	BE275192.1	EST_HUMAN	601121895F1 NIH_MGC_20 Homo sapiens cDNA clone IMAGE:3346368 5'
1976	14712		3.08	1.0E-130	X04092.1	NT	Human gene for catalase (EC 1.11.1.6) exon 9 mapping to chromosome 11, band p13
2773	15478	28290	5.37	1.0E-130	AJ010230.1	NT	Human gene for catalase (EC 1.11.1.6) exon 9 mapping to chromosome 11, band p13
2881	15648	28291	1.17	1.0E-130	BE564219.1	EST_HUMAN	Homo sapiens RET finger protein-like 1 antisense transcript, partial
2881	15648	28291	1.17	1.0E-130	BE564219.1	EST_HUMAN	Homo sapiens RET finger protein-like 1 antisense transcript, partial
3565	16320	28968	1.09	1.0E-130	AF240698.1	NT	Homo sapiens retinol dehydrogenase homolog isoform-1 (RDH) mRNA, complete cds
3750	15648	28291	5.36	1.0E-130	BE564219.1	EST_HUMAN	Homo sapiens retinol dehydrogenase homolog isoform-1 (RDH) mRNA, complete cds
3915	16666	29305	1.92	1.0E-130	AW503580.1	EST_HUMAN	Homo sapiens cDNA clone IMAGE:3685466 5'
4053	16798	29428	1.5	1.0E-130	M97710.1	NT	Homo sapiens cDNA clone IMAGE:3685466 5'
4501	17237	29869	6.76	1.0E-130	AW843993.1	EST_HUMAN	Homo sapiens cDNA clone IMAGE:3685466 5'
5038	17757	30371	1.07	1.0E-130	AW363299.1	EST_HUMAN	UI-HF-BNO-aly-g-09-0-UJ.r1 NIH_MGC_50 Homo sapiens cDNA clone IMAGE:3076731 5'
5038	17757	30372	1.07	1.0E-130	AW363299.1	EST_HUMAN	UI-HF-BNO-aly-g-09-0-UJ.r1 NIH_MGC_50 Homo sapiens cDNA clone IMAGE:3076731 5'

Single Exon Probes Expressed in Brain

Probe SEQ ID NO:	Exon SEQ ID NO:	ORF SEQ ID NO:	Expression Signal	Most Similar (Top) Hit BLAST E Value	Top Hit Accession No.	Top Hit Database Source	Top Hit Descriptor
6629	18391	32405	0.55	1.0E-130	X57825.1	NT	Human germline immunoglobulin lambda light chain pseudogene (Vil.1)
6723	19557	32587	0.81	1.0E-130	AW843875.1	EST_HUMAN	CMO-CN0045-170200-225-g03 CN0045 Homo sapiens cDNA
6723	19557	32588	0.81	1.0E-130	AW843875.1	EST_HUMAN	CMO-CN0045-170200-225-g03 CN0045 Homo sapiens cDNA
6736	19570	32602	0.75	1.0E-130	11425446	NT	Homo sapiens estrogen-responsive B box protein (EBBP), mRNA
7154	19841	32910	2.62	1.0E-130	11416777	NT	Homo sapiens solute carrier family 6 (neurotransmitter transporter, L-proline), member 7 (SLC9A7), mRNA
8562	21274	34553	0.45	1.0E-130	AF008551.1	NT	Homo sapiens aurora-related kinase 1 (ARK1) mRNA, complete cds
8718	21410	34553	2.39	1.0E-130	AW956242.1	EST_HUMAN	ES1368312 IMAGE resequences, MAGD Homo sapiens cDNA
9114	21802	34967	1.64	1.0E-130	AB037756.1	NT	Homo sapiens mRNA for KIAA1935 protein, partial cds
9833	22484	36340	1.25	1.0E-130	AW103454.1	EST_HUMAN	xs36606.x1 NCL_CGAP_Ov23 Homo sapiens cDNA clone IMAGE:2595874 3'
10463	23109	36341	0.51	1.0E-130	11432889	NT	Homo sapiens contactin 6 (CNTN6), mRNA
10463	23109	36341	0.31	1.0E-130	11432888	NT	Homo sapiens contactin 6 (CNTN6), mRNA
11242	23904	37194	1.72	1.0E-130	8923197	NT	Homo sapiens hypothetical protein FLJ20208 (FLJ20208), mRNA
11242	23904	37195	1.72	1.0E-130	8923197	NT	Homo sapiens hypothetical protein FLJ20208 (FLJ20208), mRNA
11703	24298	37624	2.67	1.0E-130	4504142	NT	Homo sapiens glutamate receptor, metabotropic 5 (GRM5) mRNA
12759	15478		1.56	1.0E-130	AJ010230.1	NT	Homo sapiens RET finger protein-like 1 antisense transcript, partial
4	12832	25445	1.9	0.0E+00	AA228126.1	EST_HUMAN	z68c04.r1 Soares_NihMIPu_S1 Homo sapiens cDNA clone IMAGE:667590 5' similar to TR:G222811
4	12832	25446	1.9	0.0E+00	AA228126.1	EST_HUMAN	z68c04.r1 Soares_NihMIPu_S1 Homo sapiens cDNA clone IMAGE:667590 5' similar to TR:G222811
7	12834	25449	1.02	0.0E+00	4885138	NT	G222811 ALPHA 1 CHAIN OF TYPE XI COLLAGEN. ;
14	12841	25454	0.72	0.0E+00	8923349	NT	Homo sapiens checkpoint suppressor 1 (CHES1), mRNA
14	12841	25455	0.72	0.0E+00	8923349	NT	Homo sapiens hypothetical protein FLJ20371 (FLJ20371), mRNA
20	12848	25462	6.7	0.0E+00	D83327.1	NT	Homo sapiens hypothetical protein FLJ20371 (FLJ20371), mRNA
20	12848	25463	6.7	0.0E+00	D83327.1	NT	Homo sapiens hypothetical protein FLJ20371 (FLJ20371), mRNA
25	12853	25468	17.04	0.0E+00	AF141349.1	NT	Homo sapiens DORR1 mRNA, partial cds
33	12861	25478	1.19	0.0E+00	5802897	NT	Homo sapiens DORR1 mRNA, partial cds
35	12863	25481	0.82	0.0E+00	M68600.1	NT	Homo sapiens beta-tubulin mRNA, complete cds
39	12867	25486	4.22	0.0E+00	6857825	NT	Homo sapiens Cdc42 effector protein 2 (CEP2), mRNA
55	12884	25512	0.78	0.0E+00	Y17151.2	NT	Human heparin cofactor II (HCF2) gene, exons 1 through 5
55	12884	25513	0.76	0.0E+00	Y17151.2	NT	Homo sapiens RNA-binding protein S1, serine-rich domain (RNPS1), mRNA
56	12885	25514	3.04	0.0E+00	D78804.1	EST_HUMAN	Homo sapiens mRNA for multidrug resistance protein 3 (ABCC3)
56	12885	25515	3.04	0.0E+00	D78804.1	EST_HUMAN	Homo sapiens mRNA for multidrug resistance protein 3 (ABCC3)
57	12886	25516	5.76	0.0E+00	L16558.1	NT	HUM516H08B Human placenta polyA+ (TFUjiwara) Homo sapiens cDNA clone GEN-516H08 5'
57	12886	25516	5.76	0.0E+00	L16558.1	NT	HUM516H08B Human placenta polyA+ (TFUjiwara) Homo sapiens cDNA clone GEN-516H08 5'
57	12886	25516	5.76	0.0E+00	L16558.1	NT	Human ribosomal protein L7 (RPL7) mRNA, complete cds

Page 469 of 536  
Table 4  
Single Exon Probes Expressed in Brain

Probe SEQ ID NO:	Exon SEQ ID NO:	ORF SEQ ID NO:	Expression Signal	Most Similar (Top) Hit BLAST E Value	Top Hit Accession No.	Top Hit Database Source	Top Hit Descriptor
59	12888	25519	12.55	0.0E+00	AW069534.1	EST_HUMAN	cr48e07.x1 Jia bone marrow stroma Homo sapiens cDNA clone HBMSC_cr48e07 3'
59	12888	25520	12.55	0.0E+00	AW069534.1	EST_HUMAN	cr48e07.x1 Jia bone marrow stroma Homo sapiens cDNA clone HBMSC_cr48e07 3'
63	12891	25524	1.5	0.0E+00	M60676.1	NT	Human von Willebrand factor pseudogene corresponding to exons 23 through 34
65	12893		0.91	0.0E+00	M60676.1	NT	Human von Willebrand factor pseudogene corresponding to exons 23 through 34
73	12900	25536	10.36	0.0E+00	4758977	NT	Homo sapiens protein tyrosine phosphatase, non-receptor type substrate 1 (PTPNS1) mRNA
73	12900	25537	10.36	0.0E+00	4758977	NT	Homo sapiens protein tyrosine phosphatase, non-receptor type substrate 1 (PTPNS1) mRNA
76	12900	25538	10.18	0.0E+00	4758977	NT	Homo sapiens protein tyrosine phosphatase, non-receptor type substrate 1 (PTPNS1) mRNA
76	12900	25537	10.18	0.0E+00	4758977	NT	Homo sapiens protein tyrosine phosphatase, non-receptor type substrate 1 (PTPNS1) mRNA
80	12906	25544	0.78	0.0E+00	4501850	NT	Homo sapiens amiloride binding protein 1 (amine oxidase (copper-containing)) (ABP1), nuclear gene encoding mitochondrial protein, mRNA
81	12907		15.25	0.0E+00	4504444	NT	Homo sapiens heterogeneous nuclear ribonucleoprotein A1 (HNRPA1) mRNA
90	12916	25553	17.68	0.0E+00	5016088	NT	Homo sapiens actin, beta (ACTB) mRNA
93	12919	25556	23.26	0.0E+00	U89277.1	NT	Human polyhomeo1 1 homolog (HPH1) mRNA, partial cds
99	12925	25562	3.51	0.0E+00	AI114743.1	EST_HUMAN	HA1347 Human fetal liver cDNA library Homo sapiens cDNA
100	12926	25563	1.72	0.0E+00	AB037784.1	NT	Homo sapiens mRNA for KIAA1363 protein, partial cds
105	12928	25566	1.33	0.0E+00	X91213.1	NT	Hi. sapiens nrx1 gene (exon 2)
113	12935	25572	0.89	0.0E+00	A1823701.1	EST_HUMAN	ts38b05.x1 NCL_CGAP_U14 Homo sapiens cDNA clone IMAGE:2230833 3' similar to TR:Q99551 Q99551 MITOCHONDRIAL TRANSCRIPTION TERMINATION FACTOR PRECURSOR. ;
114	12935	25572	1.47	0.0E+00	A1823701.1	EST_HUMAN	ts38b05.x1 NCL_CGAP_U14 Homo sapiens cDNA clone IMAGE:2230833 3' similar to TR:Q99551 Q99551 MITOCHONDRIAL TRANSCRIPTION TERMINATION FACTOR PRECURSOR. ;
115	15513	25573	1.48	0.0E+00	N36040.1	EST_HUMAN	yy01h09.r1 Soares melanocyte 2Nbr-IM Homo sapiens cDNA clone IMAGE:270017 5'
115	15513	25574	1.48	0.0E+00	N36040.1	EST_HUMAN	yy01h09.r1 Soares melanocyte 2Nbr-IM Homo sapiens cDNA clone IMAGE:270017 5'
128	12943	25586	4.38	0.0E+00	4505938	NT	Homo sapiens polymerase (RNA) II (DNA directed) polypeptide A (220kD) (POLR2A) mRNA
128	12943	25587	4.38	0.0E+00	4505938	NT	Homo sapiens polymerase (RNA) II (DNA directed) polypeptide A (220kD) (POLR2A) mRNA
136	12950	25593	1.29	0.0E+00	T56945.1	EST_HUMAN	ya83g04.r2 Stratagene fetal spleen (#837205) Homo sapiens cDNA clone IMAGE:68310 5'
136	12950	25594	1.29	0.0E+00	T56945.1	EST_HUMAN	ya83g04.r2 Stratagene fetal spleen (#837205) Homo sapiens cDNA clone IMAGE:68310 5'
149	12964		8.88	0.0E+00	4504444	NT	Homo sapiens heterogeneous nuclear ribonucleoprotein A1 (HNRPA1) mRNA
153	12968	25609	2.1	0.0E+00	BF036881.1	EST_HUMAN	601460375F1 NIH_MGC_66 Homo sapiens cDNA clone IMAGE:3663803 5'
155	12970		25.83	0.0E+00	4504444	NT	Homo sapiens heterogeneous nuclear ribonucleoprotein A1 (HNRPA1) mRNA
158	12973	25612	1	0.0E+00	AF111168.2	NT	Homo sapiens serine palmitoyl transferase, subunit II gene, complete cds, and unknown genes
160	12975	25613	1.15	0.0E+00	BE295973.1	EST_HUMAN	601174270F1 NIH_MGC_17 Homo sapiens cDNA clone IMAGE:3529864 5'
161	12975	25613	0.88	0.0E+00	BE295973.1	EST_HUMAN	601174270F1 NIH_MGC_17 Homo sapiens cDNA clone IMAGE:3529864 5'
162	12976	25614	5.4	0.0E+00	W73973.1	EST_HUMAN	zd62b05.r1 Soares_fetal_heart_NBHH19W Homo sapiens cDNA clone IMAGE:345201 5' similar to gb:X16282_cds1 ZINC FINGER PROTEIN CLONE 647 (HUMAN);

Table 4

Single Exon Probes Expressed in Brain

Probe SEQ ID NO:	Exon SEQ ID NO:	ORF SEQ ID NO:	Expression Signal	Most Similar (Top) Hit BLAST E Value	Top Hit Accession No.	Top Hit Database Source	Top Hit Descriptor
163	12977	25615	0.81	0.0E+00	BE162832.1	EST_HUMAN	QV3-HT0457-140200-088-d04 HT0457 Homo sapiens cDNA
163	12977	25616	0.81	0.0E+00	BE162832.1	EST_HUMAN	QV3-HT0457-140200-088-d04 HT0457 Homo sapiens cDNA
164	12978	25617	1.42	0.0E+00	AF244088.1	NT	Homo sapiens zinc finger protein mRNA, complete cds
167	12981	25620	29.73	0.0E+00	AL163202.2	NT	Homo sapiens chromosome 21 segment HS21C002
167	12981	25621	29.73	0.0E+00	AL163202.2	NT	Homo sapiens chromosome 21 segment HS21C002
176	12988	25627	5.95	0.0E+00	BE018970.1	EST_HUMAN	bb24e12.y1 NIH_MGC_14 Homo sapiens cDNA clone IMAGE:2963854 5' similar to WP:Y67A10A.Z CE22631 ;
176	12988	25628	5.95	0.0E+00	BE018970.1	EST_HUMAN	bb24e12.y1 NIH_MGC_14 Homo sapiens cDNA clone IMAGE:2963854 5' similar to WP:Y67A10A.Z CE22631 ;
181	12993	25631	3.05	0.0E+00	AB018327.1	NT	Homo sapiens mRNA for KIAA0784 protein, partial cds
181	12993	25632	3.05	0.0E+00	AB018327.1	NT	Homo sapiens mRNA for KIAA0784 protein, partial cds
189	13002	25643	67.77	0.0E+00	D50659.1	NT	Human gamma-cytoplasmic actin (ACTGP6) pseudogene
194	13007	25648	3.74	0.0E+00	AF273046.1	NT	Homo sapiens CTCL tumor antigen se14-3 mRNA, complete cds
194	13007	25649	3.74	0.0E+00	AF273045.1	NT	Homo sapiens CTCL tumor antigen se14-3 mRNA, complete cds
196	13009	25651	4.81	0.0E+00	AF167174.1	NT	Homo sapiens chromosome X MSL3-2 protein mRNA, complete cds
196	13009	25652	4.81	0.0E+00	AF167174.1	NT	Homo sapiens chromosome X MSL3-2 protein mRNA, complete cds
205	15537	25658	9.26	0.0E+00	AI587308.1	EST_HUMAN	ig04f08.x1 NCI_CGAP_U8 Homo sapiens cDNA clone IMAGE:2207847 3' similar to gb:J03191 PROFILIN 1 (HUMAN);
205	15537	25659	9.26	0.0E+00	AI587308.1	EST_HUMAN	ig04f08.x1 NCI_CGAP_U8 Homo sapiens cDNA clone IMAGE:2207847 3' similar to gb:J03191 PROFILIN 1 (HUMAN);
207	13019	25661	3.08	0.0E+00	AF195658.1	NT	Homo sapiens DNA mismatch repair protein (MLH3) gene, complete cds
209	13021		23.37	0.0E+00	4506632	NT	Homo sapiens ribosomal protein L31 (RPL31) mRNA
210	13022		4.72	0.0E+00	AF132000.1	NT	Homo sapiens TADA1 protein mRNA, complete cds
214	13026	25664	9.19	0.0E+00	AB018284.1	NT	Homo sapiens mRNA for KIAA0721 protein, partial cds
215	13026	25664	8.34	0.0E+00	AB018284.1	NT	Homo sapiens mRNA for KIAA0721 protein, partial cds
216	13027	25665	3.5	0.0E+00	6678444	NT	Mus musculus testis-specific protein, Y-encoded-like (T spy), mRNA
229	13041	25678	1.23	0.0E+00	AB018301.1	NT	Homo sapiens mRNA for KIAA0768 protein, partial cds
231	13042	25679	1.23	0.0E+00	AB018301.1	NT	Homo sapiens mRNA for KIAA0768 protein, partial cds
233	13044	25682	3.97	0.0E+00	6453805	NT	Homo sapiens NS1-associated protein 1 (NSAP1) mRNA
240	13049	25688	6.94	0.0E+00	AL163201.2	NT	Homo sapiens chromosome 21 segment HS21C001
242	13051	25691	3.85	0.0E+00	AF231919.1	NT	Homo sapiens chromosome 21 unknown mRNA
250	13059	25691	1.71	0.0E+00	X89772.1	NT	H.sapiens mRNA for interferon alpha/beta receptor (long form)
263	13071	25710	9.14	0.0E+00	AF231919.1	NT	Homo sapiens chromosome 21 unknown mRNA
263	13071	25710	1.68	0.0E+00	4507500	NT	Homo sapiens T-cell lymphoma invasion and metastasis 1 (TIAM1) mRNA

Table 4

Single Exon Probes Expressed in Brain

Probe SEQ ID NO:	Exon SEQ ID NO:	ORF SEQ ID NO:	Expression Signal	Most Similar (Top) Hit BLAST E Value	Top Hit Accession No.	Top Hit Database Source	Top Hit Descriptor
263	13071	25711	1.68	0.0E+00	4507500	NT	Homo sapiens T-cell lymphoma invasion and metastasis 1 (TIAM1) mRNA
265	13073	25713	3.07	0.0E+00	7706028	NT	Homo sapiens hypothetical protein (LOC51250), mRNA
276	13083		1.19	0.0E+00	D83327.1	NT	Homo sapiens DCRR1 mRNA, partial cds
277	13084	25726	3.28	0.0E+00	D83327.1	NT	Homo sapiens DCRR1 mRNA, partial cds
277	13084	25727	3.28	0.0E+00	D83327.1	NT	Homo sapiens DCRR1 mRNA, partial cds
278	13085		0.78	0.0E+00	AW846293.1	EST_HUMAN	IL2-CT0031-181189-020-B03 CT0031 Homo sapiens cDNA
287	13093	25734	6.65	0.0E+00	4557029	NT	Homo sapiens potassium inwardly-rectifying channel, subfamily J, member 15 (KCNJ15) mRNA
287	13093	25735	6.65	0.0E+00	4557029	NT	Homo sapiens potassium inwardly-rectifying channel, subfamily J, member 15 (KCNJ15) mRNA
287	13103	25744	4.97	0.0E+00	AB028942.1	NT	Homo sapiens mRNA for KIAA1019 protein, partial cds
288	13104	25745	4.63	0.0E+00	AB028942.1	NT	Homo sapiens mRNA for KIAA1019 protein, partial cds
289	15540		4.23	0.0E+00	4506728	NT	Homo sapiens mRNA for KIAA1019 protein, partial cds
300	13106		3.76	0.0E+00	AA480002.1	EST_HUMAN	Homo sapiens ribosomal protein S5 (RPS5) mRNA
301	13106	25746	18.93	0.0E+00	4507152	NT	z1718c06.r1 Sceres_NihHMPu_S1 Homo sapiens cDNA clone IMAGE:763994 5'
302	13106	25746	16.53	0.0E+00	4507152	NT	Homo sapiens SON DNA binding protein (SON) mRNA
306	13110	25750	2.33	0.0E+00	AF114488.1	NT	Homo sapiens SON DNA binding protein (SON) mRNA
319	13122	25759	4.97	0.0E+00	7657213	NT	Homo sapiens intersecin short isoform (ITSN) mRNA, complete cds
320	13122	25759	6.23	0.0E+00	7657213	NT	Homo sapiens hormonally upregulated neu tumor-associated kinase (HUNK), mRNA
335	13136	25771	2.66	0.0E+00	5174574	NT	Homo sapiens myeloid/lymphoid or mixed-lineage leukemia (t(11q23) (MLL2)) mRNA
338	13139	25775	1.71	0.0E+00	4827057	NT	Homo sapiens X-box binding protein 1 (XBP1) mRNA
341	13142	25780	1.45	0.0E+00	U71600.1	NT	Human zinc finger protein zfp31 (zfp31) mRNA, partial cds
346	13146	25784	2.42	0.0E+00	AF231919.1	NT	Homo sapiens chromosome 21 unknown mRNA
346	13146	25785	2.42	0.0E+00	AF231919.1	NT	Homo sapiens chromosome 21 unknown mRNA
347	15541	25786	3.84	0.0E+00	AF231919.1	NT	Homo sapiens chromosome 21 unknown mRNA
349	13148	25788	2.33	0.0E+00	4507500	NT	Homo sapiens chromosome 21 unknown mRNA
352	13151	25792	0.94	0.0E+00	4503854	NT	Homo sapiens T-cell lymphoma invasion and metastasis 1 (TIAM1) mRNA
353	13152	25793	4.1	0.0E+00	D80006.1	NT	Homo sapiens GA-binding protein transcription factor, alpha subunit (GABPA), mRNA
354	13152	25793	1.9	0.0E+00	D80006.1	NT	Human mRNA for KIAA0184 gene, partial cds
356	13154	25795	1.89	0.0E+00	4507500	NT	Homo sapiens T-cell lymphoma invasion and metastasis 1 (TIAM1) mRNA
367	13163	25806	1.07	0.0E+00	AU134963.1	EST_HUMAN	AU134963 PLACE1 Homo sapiens cDNA clone PLACE1000899 5'
378	13203	25849	8.31	0.0E+00	AB028942.1	NT	Homo sapiens mRNA for KIAA1019 protein, partial cds
379	13204	25850	1.54	0.0E+00	A1933014.1	EST_HUMAN	gy61h05.x1 NCL_CGAP_Brn25 Homo sapiens cDNA clone IMAGE:2018457 3' similar to gb:X54199 PHOSPHORIBOSYLAMINE--GLYCINE LIGASE (HUMAN);
383	13170	25813	1.83	0.0E+00	AW754480.1	EST_HUMAN	RC2-CT0320-300100-016-a09 CT0320 Homo sapiens cDNA

Page 472 of 536  
Table 4

Single Exon Probes Expressed in Brain

Probe SEQ ID NO:	Exon SEQ ID NO:	ORF SEQ ID NO:	Expression Signal	Most Similar (Top) Hit BLAST E Value	Top Hit Accession No.	Top Hit Database Source	Top Hit Descriptor
386	13172	25816	1.58	0.0E+00	4503680	NT	Homo sapiens IgG Fc binding protein (FC(GAMMA)BP) mRNA
387	13173	25817	2.49	0.0E+00	4503680	NT	Homo sapiens IgG Fc binding protein (FC(GAMMA)BP) mRNA
387	13173	25818	2.49	0.0E+00	4503680	NT	Homo sapiens IgG Fc binding protein (FC(GAMMA)BP) mRNA
388	13174	25819	1.17	0.0E+00	4503680	NT	Homo sapiens IgG Fc binding protein (FC(GAMMA)BP) mRNA
389	13175	25820	1.39	0.0E+00	4503680	NT	Homo sapiens IgG Fc binding protein (FC(GAMMA)BP) mRNA
389	13175	25821	1.39	0.0E+00	4503680	NT	Homo sapiens IgG Fc binding protein (FC(GAMMA)BP) mRNA
390	13176	25822	2.77	0.0E+00	4503680	NT	Homo sapiens IgG Fc binding protein (FC(GAMMA)BP) mRNA
391	13177	25823	0.84	0.0E+00	4503680	NT	H. sapiens gene for RNA pol II largest subunit, exons 23-29
392	13178	25824	1.35	0.0E+00	X74870.1	NT	H. sapiens gene for RNA pol II largest subunit, exons 23-29
392	13178	25825	1.35	0.0E+00	X74870.1	NT	H. sapiens gene for RNA pol II largest subunit, exons 23-29
393	13178	25824	1.07	0.0E+00	X74870.1	NT	H. sapiens gene for RNA pol II largest subunit, exons 23-29
393	13178	25825	1.07	0.0E+00	X74870.1	NT	H. sapiens gene for RNA pol II largest subunit, exons 23-29
397	13182	25435	28.13	0.0E+00	4506808	NT	Homo sapiens ribosomal protein L19 (RPL19) mRNA
411	12822	25435	1.5	0.0E+00	R17795.1	EST_HUMAN	yj09a02.r1 Soares infant brain 1N1B Homo sapiens cDNA clone IMAGE:31652 5'
419	13205	25851	1.31	0.0E+00	4503914	NT	Homo sapiens phosphoribosylglycinamide formyltransferase, phosphoribosylglycinamide synthetase,
420	13206	25852	3.18	0.0E+00	4506728	NT	phosphoribosylamimidazole synthetase (SART) mRNA
421	13207	25852	3.03	0.0E+00	AB028942.1	NT	Homo sapiens ribosomal protein S5 (RPS5) mRNA
422	13208	25853	5.45	0.0E+00	4507152	NT	Homo sapiens mRNA for KIAA1019 protein, partial cds
422	13208	25854	5.45	0.0E+00	4507152	NT	Homo sapiens SON DNA binding protein (SON) mRNA
423	13209	25855	4.02	0.0E+00	AF193607.1	NT	Homo sapiens SON DNA binding protein (SON) mRNA
433	13219	25865	1.99	0.0E+00	4557879	NT	Mus musculus truncated SON protein (Son) mRNA, complete cds
438	13224	25865	2.01	0.0E+00	AA324282.1	EST_HUMAN	Homo sapiens interferon gamma receptor 1 (IFNGR1) mRNA
439	13225	25865	0.87	0.0E+00	BE254447.1	EST_HUMAN	Homo sapiens interferon gamma receptor 1 (IFNGR1) mRNA
455	13241	25879	3.15	0.0E+00	4504532	NT	EST27054 Carabellum II Homo sapiens cDNA 5' end
456	13241	25880	3.15	0.0E+00	4504532	NT	601111520F1 NIH_MGC_16 Homo sapiens cDNA clone IMAGE:3362348 5'
461	13246	25888	1.23	0.0E+00	4557887	NT	Homo sapiens 5-hydroxytryptamine (serotonin) receptor 1B (HTR1B) mRNA
461	13246	25889	1.23	0.0E+00	4557887	NT	Homo sapiens 5-hydroxytryptamine (serotonin) receptor 1B (HTR1B) mRNA
471	13257	25895	2.64	0.0E+00	AL163246.2	NT	Homo sapiens keratin 18 (KRT18) mRNA
472	13258	25896	9.28	0.0E+00	AL163246.2	NT	Homo sapiens keratin 18 (KRT18) mRNA
472	13258	25897	9.28	0.0E+00	AL163246.2	NT	Homo sapiens chromosome 21 segment HS21C046
481	13266	25902	3.46	0.0E+00	AB033036.1	NT	Homo sapiens chromosome 21 segment HS21C046
483	13268	25904	1.97	0.0E+00	AU132898.1	EST_HUMAN	Homo sapiens mRNA for KIAA1209 protein, partial cds
481	13268	25904	1.97	0.0E+00	AU132898.1	EST_HUMAN	Homo sapiens mRNA for KIAA1209 protein, partial cds
481	13276	25910	2.66	0.0E+00	BE385144.1	EST_HUMAN	AU132898 NT2RP4 Homo sapiens cDNA clone NT2RP4000837 5'
481	13276	25910	2.66	0.0E+00	BE385144.1	EST_HUMAN	601274951F1 NIH_MGC_20 Homo sapiens cDNA clone IMAGE:3615768 5'

Single Exon Probes Expressed in Brain

Probe SEQ ID NO:	Exon SEQ ID NO:	ORF SEQ ID NO:	Expression Signal	Most Similar (Top) Hit BLAST E Value	Top Hit Accession No.	Top Hit Database Source	Top Hit Descriptor
492	15943	25911	1.11	0.0E+00	AW938826.1	EST_HUMAN	PM0-DT0065-130400-002-c06 DT0065 Homo sapiens cDNA
494	13278	25913	1.33	0.0E+00	AL117233.1	NT	Novel human gene mapping to chromosome 1
495	13279	25914	1.27	0.0E+00	8923985	NT	Homo sapiens PC326 protein (PC326), mRNA
499	13283		0.77	0.0E+00	BF373403.1	EST_HUMAN	IL2-FT0159-070800-120-F07 F10159 Homo sapiens cDNA
506	13290	25924	5.37	0.0E+00	AL163210.2	NT	Homo sapiens chromosome 21 segment HS21C070
513	15544	25928	1.29	0.0E+00	BE081527.1	EST_HUMAN	QV2-BT0635-160400-142-h05 BT0635 Homo sapiens cDNA
518	13302	25934	1.14	0.0E+00	BF028005.1	EST_HUMAN	601764858F1 NIH_MGC_53 Homo sapiens cDNA clone IMAGE:3996998 5'
524	13308	25941	1.68	0.0E+00	AB040909.1	NT	Homo sapiens mRNA for KIAA1476 protein, partial cds
527	13311	25944	27.68	0.0E+00	6006030	NT	Homo sapiens transcription elongation factor B (SII), polypeptide 1-like (TCBE1L) mRNA
528	13312	25946	4.33	0.0E+00	4504036	NT	Homo sapiens transcription elongation factor B (SII), polypeptide 1-like (TCBE1L) mRNA
528	13312	25946	4.33	0.0E+00	4504036	NT	Homo sapiens transcription elongation factor B (SII), polypeptide 1-like (TCBE1L) mRNA
530	13314	25948	0.97	0.0E+00	8923831	NT	Homo sapiens guanine nucleotide binding protein (G protein), alpha 11 (Gq class) (GNA11) mRNA
530	13314	25948	0.97	0.0E+00	8923831	NT	Homo sapiens guanine nucleotide binding protein (G protein), alpha 11 (Gq class) (GNA11) mRNA
530	13314	25948	0.97	0.0E+00	8923831	NT	Homo sapiens anillin (LOC54443), mRNA
530	13314	25949	0.97	0.0E+00	8923831	NT	Homo sapiens anillin (LOC54443), mRNA
530	13314	25949	0.97	0.0E+00	8923831	NT	Homo sapiens X-linked anhidrotic ectodermal dysplasia protein gene (EDA), exon 2 and flanking repeat regions
536	13318		5.82	0.0E+00	AF003528.1	NT	UJ-H-B11-acb-h-04-0-UJ.s1 NCI_CGAP_Sub3 Homo sapiens cDNA clone IMAGE:2713951 3'
543	13328	25958	1.89	0.0E+00	AW135324.1	EST_HUMAN	Homo sapiens RGH1 gene, retrovirus-like element
553	13336		8	0.0E+00	D10083.1	NT	Homo sapiens ubiquinol-cytochrome c reductase, Rieske iron-sulfur polypeptide 1 (UQCORFS1), nuclear gene encoding mitochondrial protein, mRNA
572	13353	25982	2.63	0.0E+00	5174742	NT	Homo sapiens ubiquinol-cytochrome c reductase, Rieske iron-sulfur polypeptide 1 (UQCORFS1), nuclear gene encoding mitochondrial protein, mRNA
585	13365		7	0.0E+00	J04066.1	NT	Human apolipoprotein A-1 (ApoA-I) gene, exon 1
588	13368	25996	1.83	0.0E+00	BF104898.1	EST_HUMAN	601822627F1 NIH_MGC_75 Homo sapiens cDNA clone IMAGE:4045447 5'
590	13370	25998	0.98	0.0E+00	8923631	NT	Homo sapiens hypothetical protein FLJ20701 (FLJ20701), mRNA
590	13370	25999	0.98	0.0E+00	8923631	NT	Homo sapiens hypothetical protein FLJ20701 (FLJ20701), mRNA
595	13373	26002	0.76	0.0E+00	4501854	NT	Homo sapiens hypothetical protein FLJ20701 (FLJ20701), mRNA
600	13378	26008	1.15	0.0E+00	AF221712.1	NT	Homo sapiens acetyl-Coenzyme A carboxylase beta (ACACB), mRNA
600	13378	26009	1.15	0.0E+00	AF221712.1	NT	Homo sapiens acetyl-Coenzyme A carboxylase beta (ACACB), mRNA
609	13387	26018	3.18	0.0E+00	AF149773.1	NT	Homo sapiens Smad- and Olf-interacting zinc finger protein mRNA, partial cds
612	13390	26021	1.2	0.0E+00	6806918	NT	Homo sapiens NOD1 protein (NOD1) gene, exons 1, 2, and 3
613	13391	26022	3.83	0.0E+00	6806918	NT	Homo sapiens low density lipoprotein-related protein 2 (LRP2), mRNA
613	13391	26023	3.83	0.0E+00	6806918	NT	Homo sapiens low density lipoprotein-related protein 2 (LRP2), mRNA
614	13392	26024	0.92	0.0E+00	6806918	NT	Homo sapiens low density lipoprotein-related protein 2 (LRP2), mRNA
614	13392	26025	0.92	0.0E+00	6806918	NT	Homo sapiens low density lipoprotein-related protein 2 (LRP2), mRNA
620	13399	26034	1.36	0.0E+00	AA399486.1	EST_HUMAN	Homo sapiens low density lipoprotein-related protein 2 (LRP2), mRNA
624	13403	26038	10.1	0.0E+00	D11078.1	NT	z66-c07.r1 Soares_testis_NHT Homo sapiens cDNA clone IMAGE:726732 5'
						EST_HUMAN	Homo sapiens RGH2 gene, retrovirus-like element

Page 474 of 536  
Table 4

Single Exon Probes Expressed in Brain

Probe SEQ ID NO:	Exon SEQ ID NO:	ORF SEQ ID NO:	Expression Signal	Most Similar (Top) Hit BLAST E Value	Top Hit Accession No.	Top Hit Database Source	Top Hit Descriptor
628	13407	26041	0.76	0.0E+00	W78811.1	EST_HUMAN	zh51b04.r1 Soares_fetal_liver_spleen_INFLS_S1 Homo sapiens cDNA clone IMAGE:415667 5' similar to gb:A21187 ALPHA-2-MACROGLOBULIN PRECURSOR (HUMAN);
628	13407	26042	0.76	0.0E+00	W78811.1	EST_HUMAN	zh51b04.r1 Soares_fetal_liver_spleen_INFLS_S1 Homo sapiens cDNA clone IMAGE:415667 5' similar to gb:A21187 ALPHA-2-MACROGLOBULIN PRECURSOR (HUMAN);
631	13410		4.89	0.0E+00	4885526	NT	Homo sapiens novel SH2-containing protein 3 (NSP3) mRNA
638	13417	26054	2.88	0.0E+00	6006003	NT	Homo sapiens glutamate receptor, ionotropic, N-methyl D-aspartate 2B (GRIN2B) mRNA
640	13419	26057	1.17	0.0E+00	6031824	NT	Homo sapiens CCAAT-box-binding transcription factor (CBF2) mRNA
643	13422	26061	2.53	0.0E+00	U05235.1	NT	Human neutral amino acid transporter (ASCT1) gene, exon 8
647	13426	26064	1.07	0.0E+00	AF108389.1	NT	Homo sapiens sodium/calcium exchanger isoform NaCa3 (NCX1) mRNA, complete cds
647	13426	26065	1.07	0.0E+00	AF108389.1	NT	Homo sapiens sodium/calcium exchanger isoform NaCa3 (NCX1) mRNA, complete cds
653	13431	26070	4.88	0.0E+00	4826947	NT	Homo sapiens protein kinase, X-linked (PRKX) mRNA
653	13431	26071	4.98	0.0E+00	4826947	NT	Homo sapiens protein kinase, X-linked (PRKX) mRNA
659	15647		1.16	0.0E+00	X67147.1	NT	Human endogenous retrovirus PHE.1 (ERV9)
667	13443	26084	10.4	0.0E+00	4504424	NT	Homo sapiens high-mobility group (nonhistone chromosomal) protein 1 (HMG1) mRNA
672	13448	26088	4.49	0.0E+00	AB029012.1	NT	Homo sapiens mRNA for KIAA1089 protein, partial cds
681	13456	26101	2.43	0.0E+00	7667468	NT	Homo sapiens similar to rat integral membrane glycoprotein POM121 (POM121L1), mRNA INTERFERON-INDUCIBLE PROTEIN 1-8U (HUMAN);
693	13468	26115	9.24	0.0E+00	AA614537.1	EST_HUMAN	Human von Willebrand factor gene, exons 23 through 34
696	13471	26119	4.34	0.0E+00	M60675.1	NT	Human von Willebrand factor gene, exons 23 through 34
696	13471	26120	4.34	0.0E+00	M60675.1	NT	Human von Willebrand factor gene, exons 23 through 34
706	13481	26129	1.71	0.0E+00	6032182	NT	Homo sapiens TNF receptor-associated factor 1 (TRAF1) mRNA
712	13486	26135	4.95	0.0E+00	AF284750.1	NT	Homo sapiens ALR-like protein mRNA, partial cds
712	13486	26138	4.95	0.0E+00	AF284750.1	NT	Homo sapiens ALR-like protein mRNA, partial cds
714	13488	26139	12.29	0.0E+00	11545800	NT	Homo sapiens hypothetical protein FLJ21634 (FLJ21634), mRNA
719	13493	26146	2.12	0.0E+00	BE241577.1	EST_HUMAN	TCAAP1D0778 Pediatric acute myelogenous leukemia cell (FAB M1) Baylor-HGSC project=TCAA Homo sapiens cDNA clone TCAAP0778
739	13512	26170	1.07	0.0E+00	AF228990.2	NT	Homo sapiens MHC class I antigen (HLA-G) mRNA, HLA-G1 allele, complete cds
739	13512	26171	1.07	0.0E+00	AF228990.2	NT	Homo sapiens MHC class I antigen (HLA-G) mRNA, HLA-G1 allele, complete cds
740	13513	26172	2.41	0.0E+00	AF170492.1	NT	Homo sapiens chloride channel CLC4 (CLC4) mRNA, complete cds
743	13516	26175	1.07	0.0E+00	J03764.1	NT	Human, plasminogen activator inhibitor-1 gene, exons 2 to 9
743	13516	26176	1.07	0.0E+00	J03764.1	NT	Human, plasminogen activator inhibitor-1 gene, exons 2 to 9
746	13519	26177	1.38	0.0E+00	6912749	NT	Homo sapiens zinc finger protein 212 (ZNF212), mRNA
748	15551	26179	1.86	0.0E+00	D30612.1	NT	Homo sapiens mRNA for repressor protein, partial cds
749	13521	26180	3.01	0.0E+00	BE969735.1	EST_HUMAN	601445647F1 NIH_MGC_65 Homo sapiens cDNA clone IMAGE:3849803 5'



Single Exon Probes Expressed in Brain

Probe SEQ ID NO:	Exon SEQ ID NO:	ORF SEQ ID NO:	Expression Signal	Most Similar (Top) Hit BLAST E Value	Top Hit Accession No.	Top Hit Database Source	Top Hit Descriptor
752	13524	26183	3.51	0.0E+00	R48915.1	EST_HUMAN	yf69g08.r1 Soares breast 2NbhBst Homo sapiens cDNA clone IMAGE:164046 5'
753	13525	26184	2.4	0.0E+00	5032096	NT	Homo sapiens splicing factor 3a, subunit 1, 120kD (SF3A1), mRNA
761	13533	26192	2.07	0.0E+00	AB011399.1	NT	Homo sapiens gene for AF-6, complete cds
764	13537	26198	2.34	0.0E+00	7661965	NT	Homo sapiens KIAA0170 gene product (KIAA0170), mRNA
775	13547	26208	1.18	0.0E+00	D80006.1	NT	Human mRNA for KIAA0184 gene, partial cds
775	13547	26209	1.18	0.0E+00	D80006.1	NT	Human mRNA for KIAA0184 gene, partial cds
780	13552	26213	2.13	0.0E+00	X69772.1	NT	H.sapiens mRNA for interferon alphas/beta receptor (long form)
784	13556	26217	5.97	0.0E+00	AB020717.1	NT	Homo sapiens mRNA for KIAA0910 protein, partial cds
784	13556	26218	5.97	0.0E+00	AB020717.1	NT	Homo sapiens mRNA for KIAA0910 protein, partial cds
788	13560	26222	9.98	0.0E+00	5174478	NT	Homo sapiens pericentrin (PCNT) mRNA
789	13561	26222	11.63	0.0E+00	4507500	NT	Homo sapiens T-cell lymphoma invasion and metastasis 1 (TIAM1) mRNA
805	13577	26242	1.96	0.0E+00	7657213	NT	Homo sapiens hormonally upregulated neu tumor-associated kinase (HUNK), mRNA
806	13578	26243	4.28	0.0E+00	7657213	NT	Homo sapiens hormonally upregulated neu tumor-associated kinase (HUNK), mRNA
808	13580	26245	2.81	0.0E+00	4557686	NT	Homo sapiens potassium voltage-gated channel, Isk-related family, member 1 (KCNE1) mRNA
814	13585	26251	1.39	0.0E+00	AF108830.1	NT	Homo sapiens serine-threonine protein kinase (MNBH) mRNA, complete cds
814	13585	26252	1.39	0.0E+00	AF108830.1	NT	Homo sapiens serine-threonine protein kinase (MNBH) mRNA, complete cds
819	13590	26257	1.58	0.0E+00	4503854	NT	Homo sapiens GA-binding protein transcription factor, alpha subunit (GBPA), mRNA
823	13583	26262	2.09	0.0E+00	4507500	NT	Homo sapiens T-cell lymphoma invasion and metastasis 1 (TIAM1) mRNA
823	13593	26263	2.09	0.0E+00	4507500	NT	Homo sapiens T-cell lymphoma invasion and metastasis 1 (TIAM1) mRNA
830	13600	26277	1.32	0.0E+00	AF027153.1	NT	Homo sapiens sodium/myo-inositol cotransporter (SLC5A3) gene, complete cds
834	13604	26274	4.62	0.0E+00	AB028942.1	NT	Homo sapiens mRNA for KIAA1019 protein, partial cds
834	13604	26275	4.62	0.0E+00	AB028942.1	NT	Homo sapiens mRNA for KIAA1019 protein, partial cds
835	13605	26276	9.56	0.0E+00	4507152	NT	Homo sapiens SON DNA binding protein (SON) mRNA
836	13606	26277	4.34	0.0E+00	AB028942.1	NT	Homo sapiens mRNA for KIAA1019 protein, partial cds
837	13607	26278	0.8	0.0E+00	4506728	NT	Homo sapiens ribosomal protein S5 (RPS5) mRNA
841	13611	26281	2.2	0.0E+00	AB020717.1	NT	Homo sapiens mRNA for KIAA0910 protein, partial cds
841	13611	26282	2.2	0.0E+00	AB020717.1	NT	Homo sapiens mRNA for KIAA0910 protein, partial cds
842	13612	26283	2.45	0.0E+00	AA633272.1	EST_HUMAN	nj66d07.s1 NCI_CGAP_P110 Homo sapiens cDNA clone IMAGE:997453
842	13612	26284	2.45	0.0E+00	AA633272.1	EST_HUMAN	nj66d07.s1 NCI_CGAP_P110 Homo sapiens cDNA clone IMAGE:997453
843	13613	26285	9.44	0.0E+00	BF677694.1	EST_HUMAN	602085579F1 NIH_MGC_83 Homo sapiens cDNA clone IMAGE:4249915 5'
847	13617	26286	1.94	0.0E+00	7657213	NT	Homo sapiens hormonally upregulated neu tumor-associated kinase (HUNK), mRNA
847	13617	26286	1.94	0.0E+00	7657213	NT	Homo sapiens hormonally upregulated neu tumor-associated kinase (HUNK), mRNA
848	13618	26287	3.31	0.0E+00	7657213	NT	Homo sapiens hormonally upregulated neu tumor-associated kinase (HUNK), mRNA
848	13618	26288	3.31	0.0E+00	7657213	NT	Homo sapiens hormonally upregulated neu tumor-associated kinase (HUNK), mRNA

Table 4

Single Exon Probes Expressed in Brain

Probe SEQ ID NO:	Exon SEQ ID NO:	ORF SEQ ID NO:	Expression Signal	Most Similar (Top) Hit BLAST E Value	Top Hit Accession No.	Top Hit Database Source	Top Hit Descriptor
871	13640	26311	0.91	0.0E+00	AL163203.2	NT	Homo sapiens chromosome 21 segment HS21C003
878	13647	26316	2.57	0.0E+00	BE089592.1	EST_HUMAN	QV0-BT0703-280400-211-g11 BT0703 Homo sapiens cDNA
878	13647	26317	2.57	0.0E+00	BE089592.1	EST_HUMAN	QV0-BT0703-280400-211-g11 BT0703 Homo sapiens cDNA
888	13657	26326	6.48	0.0E+00	AL163203.2	NT	Homo sapiens chromosome 21 segment HS21C003
898	13666		4.99	0.0E+00	4504958	NT	Homo sapiens laminin receptor 1 (67kD, ribosomal protein SA) (LAMR1), mRNA
900	13666		8.49	0.0E+00	4504958	NT	Homo sapiens laminin receptor 1 (67kD, ribosomal protein SA) (LAMR1), mRNA
901	13668	26332	1.21	0.0E+00	AF089747.1	NT	Homo sapiens kallistatin (P14) gene, exons 1-4, complete cds
902	13669	26333	1.78	0.0E+00	L28101.1	NT	Homo sapiens of cardiac alpha-myosin heavy chain gene
905	13672	26336	1.05	0.0E+00	Z20656.1	NT	Homo sapiens of cardiac alpha-myosin heavy chain gene
905	13672	26337	1.05	0.0E+00	Z20656.1	NT	Homo sapiens of cardiac alpha-myosin heavy chain gene
926	13683	26356	2.98	0.0E+00	AB023211.1	NT	Homo sapiens mRNA for KIAA0894 protein, partial cds
926	13683	26357	2.98	0.0E+00	AB023211.1	NT	Homo sapiens mRNA for KIAA0894 protein, partial cds
931	13698	26362	1.19	0.0E+00	M37190.1	NT	Human ras inhibitor mRNA, 3' end
932	13699	26363	9.95	0.0E+00	M37190.1	NT	Human ras inhibitor mRNA, 3' end
933	13700	26364	0.9	0.0E+00	M37190.1	NT	Human ras inhibitor mRNA, 3' end
934	13701	26365	2.18	0.0E+00	4507430	NT	Homo sapiens thyrotrophic embryonic factor (TEF), mRNA
934	13701	26366	2.18	0.0E+00	4507430	NT	Homo sapiens thyrotrophic embryonic factor (TEF), mRNA
942	15558	26373	3.38	0.0E+00	A1001948.1	EST_HUMAN	cs98e03.s1 NCI_CGAP_GC3 Homo sapiens cDNA clone IMAGE:1613404.3'
942	15556	26374	3.38	0.0E+00	A1001948.1	EST_HUMAN	cs98e03.s1 NCI_CGAP_GC3 Homo sapiens cDNA clone IMAGE:1613404.3'
943	13709	26375	9.49	0.0E+00	7657266	NT	Homo sapiens KIAA0929 protein Mix2 interacting nuclear target (MINT) homolog (KIAA0929), mRNA
964	13719	26385	3.18	0.0E+00	AB030566.1	NT	Homo sapiens mRNA for PSP24, complete cds
962	13727	26391	1.11	0.0E+00	BF366974.1	EST_HUMAN	PM2-GND014-050900-001-f02 GND014 Homo sapiens cDNA
962	13727	26392	1.11	0.0E+00	BF366974.1	EST_HUMAN	PM2-GND014-050900-001-f02 GND014 Homo sapiens cDNA
962	13727	26393	1.11	0.0E+00	BF366974.1	EST_HUMAN	PM2-GND014-050900-001-f02 GND014 Homo sapiens cDNA
963	13728	26394	1.69	0.0E+00	X52207.1	NT	Homo sapiens partial c-fgr gene, exons 2 and 3
963	13728	26395	1.69	0.0E+00	X52207.1	NT	Homo sapiens partial c-fgr gene, exons 2 and 3
972	13737	26402	2.03	0.0E+00	4757969	NT	Homo sapiens chromosome-like (CDYL) mRNA
984	13748	26410	1.69	0.0E+00	U83668.1	NT	Human beta-tubulin (TUB4q) gene, complete cds
985	13749	26411	50.9	0.0E+00	U83668.1	NT	Human beta-tubulin (TUB4q) gene, complete cds
986	13749	26411	26.17	0.0E+00	U83668.1	NT	Human beta-tubulin (TUB4q) gene, complete cds
989	13752		5.62	0.0E+00	AF198490.1	NT	Homo sapiens 8q22.1 region and MTC8 (CBFA2T1) gene, partial cds
990	13752		8.84	0.0E+00	AF198490.1	NT	Homo sapiens 8q22.1 region and MTC8 (CBFA2T1) gene, partial cds
993	13755	26416	1.17	0.0E+00	AF111170.3	NT	Homo sapiens 14q32 Jagged2 gene, complete cds; and unknown gene

Single Exon Probes Expressed in Brain

Probe SEQ ID NO:	Exon SEQ ID NO:	ORF SEQ ID NO:	Expression Signal	Most Similar (Top) Hit BLAST E Value	Top Hit Accession No.	Top Hit Database Source	Top Hit Descriptor
994	13755	26416	1.83	0.0E+00	AF111170.3	NT	Homo sapiens 14q32 Jagged2 gene, complete cds; and unknown gene
995	13755	26416	2.3	0.0E+00	AF111170.3	NT	Homo sapiens 14q32 Jagged2 gene, complete cds; and unknown gene
996	13756	26417	3.76	0.0E+00	AF111170.3	NT	Homo sapiens 14q32 Jagged2 gene, complete cds; and unknown gene
999	13759	26420	3.06	0.0E+00	7661685	NT	Homo sapiens DKFZP686M0122 protein (DKFZP686M0122), mRNA
1003	13763	26424	2.5	0.0E+00	5803114	NT	Homo sapiens inner membrane protein, mitochondrial (mitofilin) (IMMT), mRNA
1004	13764		1.43	0.0E+00	AA458680.1	EST_HUMAN	Homo sapiens fetal retina 937202 Homo sapiens cDNA clone IMAGE:638236 3' similar to aa86g07.31 Sratagene fetal retina 937202 26S PROTEASE REGULATORY SUBUNIT 8 ; SW:PRS8 HUMAN P47210 26S PROTEASE REGULATORY SUBUNIT 8 ;
1007	13767	26428	1.9	0.0E+00	N43182.1	EST_HUMAN	EST51124 WATM1 Homo sapiens cDNA clone 51124 similar to DNA-DIRECTED RNA POLYMERASE II (alignment Ser and Pro with BLASTx or p)
1007	13767	26428	1.9	0.0E+00	N43182.1	EST_HUMAN	EST51124 WATM1 Homo sapiens cDNA clone 51124 similar to DNA-DIRECTED RNA POLYMERASE II (alignment Ser and Pro with BLASTx or p)
1010	13770	26429	3.55	0.0E+00	8922933	NT	Homo sapiens hypothetical protein FLJ11196 (FLJ11196), mRNA
1025	13785	26445	2.49	0.0E+00	4758569	NT	Homo sapiens heat shock 70kD protein 98 (hsc70) (HSPA9B) mRNA
1043	13802	26460	1.89	0.0E+00	4826872	NT	Homo sapiens cadherin 6, K-cadherin (fetal kidney) (CDH6) mRNA
1043	13802	26461	1.99	0.0E+00	4826672	NT	Homo sapiens cadherin 6, K-cadherin (fetal kidney) (CDH6) mRNA
1047	13806	26465	3.63	0.0E+00	8923624	NT	Homo sapiens hypothetical protein FLJ20695 (FLJ20695), mRNA
1047	13806	26466	3.63	0.0E+00	8923624	NT	Homo sapiens hypothetical protein FLJ20695 (FLJ20695), mRNA
1048	13807	26467	119.02	0.0E+00	AJ245922.1	NT	Homo sapiens mRNA for alpha-tubulin 8 (TUBA8) gene
1050	13808	26471	1.19	0.0E+00	8923087	NT	Homo sapiens hypothetical protein FLJ20080 (FLJ20080), mRNA
1052	13811	26471	3.52	0.0E+00	5174384	NT	Homo sapiens alkyltransferase repair, alkB homolog (ABH), mRNA
1060	13818	26480	2.3	0.0E+00	4758117	NT	Homo sapiens Death associated protein 3 (DAP3) mRNA
1074	13832	26490	2.2	0.0E+00	BE005208.1	EST_HUMAN	MRO-BN0115-200300-003-h08 BN0115 Homo sapiens cDNA
1097	13855	26514	6.04	0.0E+00	7706134	NT	Homo sapiens potassium channel, subfamily K, member 9 (KCNK9), mRNA
1097	13855	26515	6.04	0.0E+00	7706134	NT	Homo sapiens potassium channel, subfamily K, member 9 (KCNK9), mRNA
1110	13867	26526	0.9	0.0E+00	4826947	NT	Homo sapiens protein kinase, X-linked (PRKX) mRNA
1110	13867	26526	0.9	0.0E+00	4826947	NT	Homo sapiens protein kinase, X-linked (PRKX) mRNA
1111	13868	26527	4.27	0.0E+00	4506712	NT	Homo sapiens ribosomal protein S27a (RPS27A) mRNA
1113	13870	26529	0.96	0.0E+00	8923290	NT	Homo sapiens hypothetical protein FLJ20309 (FLJ20309), mRNA
1116	13873	26532	23.77	0.0E+00	AB002059.1	NT	Homo sapiens DNA for Human P2XM, complete cds
1118	13876	26533	44.3	0.0E+00	AB002059.1	NT	Homo sapiens DNA for Human P2XM, complete cds
1119	13876	26534	5.51	0.0E+00	7657468	NT	Homo sapiens similar to rat integral membrane glycoprotein POM121 (POM121L1), mRNA
1119	13876	26535	5.51	0.0E+00	7657468	NT	Homo sapiens similar to rat integral membrane glycoprotein POM121 (POM121L1), mRNA
1122	13876	26537	1.1	0.0E+00	7706500	NT	Homo sapiens Npw39-binding protein NpwBP (LOC51729), mRNA
1123	13879	26538	0.87	0.0E+00	X95826.1	NT	H. sapiens ART4 gene

Single Exon Probes Expressed in Brain

Probe SEQ ID NO:	Exon SEQ ID NO:	ORF SEQ ID NO:	Expression Signal	Most Similar (Top) Hit BLAST E Value	Top Hit Accession No:	Top Hit Database Source	Top Hit Descriptor
1123	13879	26539	0.87	0.0E+00	X95826.1	NT	H. sapiens ART4 gene
1124	13880	26540	0.92	0.0E+00	A1147650.1	EST_HUMAN	qb22d10.x1 Soares_pregnant_uterus_NibHPU Homo sapiens cDNA clone IMAGE:1697011 3'
1126	13882	26542	1.56	0.0E+00	AB020710.1	NT	Homo sapiens mRNA for KIAA0903 protein, partial cds
1133	13889	26548	0.71	0.0E+00	4758081	NT	Homo sapiens chondroitin sulfate proteoglycan 2 (versican) (CSPG2) mRNA
1133	13889	26549	0.71	0.0E+00	4758081	NT	Homo sapiens chondroitin sulfate proteoglycan 2 (versican) (CSPG2) mRNA
1133	13889	26549	0.71	0.0E+00	8968844	NT	Homo sapiens chondroitin sulfate proteoglycan 3 (C12ORF3), mRNA
1134	13890	26550	1.39	0.0E+00	7305076	NT	Homo sapiens chromosome 12 open reading frame 3 (C12ORF3), mRNA
1145	13900	26561	6.83	0.0E+00	7305076	NT	Homo sapiens glutamate decarboxylase 1 (brain, 67kD) (GAD1), transcript variant GAD25, mRNA
1145	13900	26562	6.83	0.0E+00	7305076	NT	Homo sapiens glutamate decarboxylase 1 (brain, 67kD) (GAD1), transcript variant GAD25, mRNA
1148	13903	26565	1.85	0.0E+00	AB037835.1	NT	Homo sapiens mRNA for KIAA1414 protein, partial cds
1155	13910	26574	0.75	0.0E+00	4557887	NT	Homo sapiens keratin 18 (KRT18) mRNA
1167	13921	26583	4.54	0.0E+00	AF034996.1	NT	Homo sapiens amphiphysin 1 mRNA, alternative splice isoform, complete cds
1187	13939	26617	1.52	0.0E+00	7657336	NT	Homo sapiens mull. (E. coli) homolog 3 (MLH3), mRNA
1201	13953	26620	1.7	0.0E+00	8922593	NT	Homo sapiens hypothetical protein FLJ10697 (FLJ10697), mRNA
1204	13956	26620	1.63	0.0E+00	AF264750.1	NT	Homo sapiens ALR-like protein mRNA, partial cds
1204	13956	26621	1.53	0.0E+00	AF264750.1	NT	Homo sapiens ALR-like protein mRNA, partial cds
1204	13956	26621	1.53	0.0E+00	AF264750.1	NT	Homo sapiens ALR-like protein mRNA, partial cds
1205	13957	26622	1.77	0.0E+00	AF264750.1	NT	Homo sapiens ALR-like protein mRNA, partial cds
1206	15562	26623	1.63	0.0E+00	AF284750.1	NT	Homo sapiens chromosome 3 subtelomeric region
1224	13974	26646	9.12	0.0E+00	AF109718.1	NT	Homo sapiens chondroitin sulfate proteoglycan 4 (melanoma-associated) (CSPG4), mRNA
1225	13975	26647	1.71	0.0E+00	4503098	NT	Homo sapiens NF2 gene
1243	13992	26667	2.93	0.0E+00	Y18000.1	NT	Homo sapiens NF2 gene
1251	14000	26667	23.59	0.0E+00	4508718	NT	Homo sapiens ribosomal protein S2 (RPS2) mRNA
1258	14007	26676	3.07	0.0E+00	AF084479.1	NT	Homo sapiens Williams-Beuren syndrome deletion transcript 8 (WBSCR8) mRNA, complete cds
1265	14014	26681	2.07	0.0E+00	AB040940.1	NT	Homo sapiens mRNA for KIAA1507 protein, partial cds
1265	14014	26682	2.07	0.0E+00	AB040940.1	NT	Homo sapiens mRNA for KIAA1507 protein, partial cds
1277	14027	26695	2.04	0.0E+00	5174748	NT	Homo sapiens Wdrifram syndrome (WFS) mRNA
1277	14027	26696	2.04	0.0E+00	5174748	NT	Homo sapiens Wdrifram syndrome (WFS) mRNA
1277	14027	26697	2.04	0.0E+00	5174748	NT	Homo sapiens Wdrifram syndrome (WFS) mRNA
1278	14028	26709	3.78	0.0E+00	AF098166.1	NT	Homo sapiens Wdrifram syndrome (WFS) mRNA
1288	15564	26710	1.63	0.0E+00	7657529	NT	Homo sapiens Wdrifram syndrome (WFS) mRNA
1288	15564	26710	1.63	0.0E+00	7657529	NT	Homo sapiens protein phosphatase 2A BR gamma subunit gene, exon 5
1289	14042	26715	2.03	0.0E+00	5803146	NT	Homo sapiens rhabdoid tumor deletion region protein 1 (RTDR1), mRNA
1284	14043	26716	0.89	0.0E+00	4508004	NT	Homo sapiens rhabdoid tumor deletion region protein 1 (RTDR1), mRNA
1286	14045	26717	1.12	0.0E+00	5803146	NT	Homo sapiens zinc finger protein 9 (ZNF9), mRNA
1287	14046	26718	0.72	0.0E+00	4508004	NT	Homo sapiens zinc finger protein 173 (ZNF173) mRNA

Page 479 of 536  
Table 4  
Single Exon Probes Expressed in Brain

Probe SEQ ID NO:	Exon SEQ ID NO:	ORF SEQ ID NO:	Expression Signal	Most Similar (Top) Hit BLAST E Value	Top Hit Accession No.	Top Hit Database Source	Top Hit Descriptor
1299	14048	26720	4.71	0.0E+00	AB011149.1	NT	Homo sapiens mRNA for KIAA0577 protein, complete cds
1300	14049	26721	2.04	0.0E+00	7661965	NT	Homo sapiens KIAA0170 gene product (KIAA0170), mRNA
1301	14050	26722	5.88	0.0E+00	7661966	NT	Homo sapiens KIAA0170 gene product (KIAA0170), mRNA
1302	14051	26723	3.01	0.0E+00	8567387	NT	Homo sapiens perof (Drosophila) homolog 3 (PER3), mRNA
1302	14051	26724	3.01	0.0E+00	8567387	NT	Homo sapiens perof (Drosophila) homolog 3 (PER3), mRNA
1314	14062	26737	1.82	0.0E+00	M14123.1	NT	Human endogenous retrovirus HERV-K10
1387	14134	26809	1.38	0.0E+00	AJ250014.1	NT	Homo sapiens mRNA for Familial Cylindromatosis cyd gene
1393	14140	26817	3.39	0.0E+00	AJ277892.1	NT	Homo sapiens partial TTN gene for titin
1396	14143	26821	1.59	0.0E+00	AI208756.1	EST_HUMAN	cg38b06.x1 Soares_testis_NHT Homo sapiens cDNA clone IMAGE:1637427 3' similar to WP:T27A1.5 CE14213 ;
1397	14144	26822	13.21	0.0E+00		NT	RAN, member RAS oncogene family-Homo sapiens RAN, member RAS oncogene family (RAN), mRNA
1406	14153	26833	5	0.0E+00	6042206	NT	Homo sapiens proprotein convertase subtilisin/kexin type 2 (PCSK2) mRNA
1406	14153	26834	5	0.0E+00	4505646	NT	Homo sapiens proprotein convertase subtilisin/kexin type 2 (PCSK2) mRNA
1408	14155	26837	4.08	0.0E+00	7705565	NT	Homo sapiens KIAA1114 protein (KIAA1114), mRNA
1408	14155	26838	4.08	0.0E+00	7705566	NT	Homo sapiens KIAA1114 protein (KIAA1114), mRNA
1410	14157	26839	4.59	0.0E+00	AJ238098.1	NT	Homo sapiens partial AF-4 gene, exons 2 to 7 and Alu repeat elements
1420	14168	26852	3.02	0.0E+00	AF038280.1	NT	Homo sapiens alpha1-6fucosyltransferase (alpha1-6FucT) gene, exon 7
1431	14178	26863	5.39	0.0E+00	4507720	NT	Homo sapiens titin (TTN) mRNA
1431	14178	26864	5.39	0.0E+00	4507720	NT	Homo sapiens titin (TTN) mRNA
1436	14183	26868	17.93	0.0E+00	U35637.1	NT	Human nebulin mRNA, partial cds
1436	14183	26869	17.93	0.0E+00	U35637.1	NT	Human nebulin mRNA, partial cds
1446	14193	26876	2.59	0.0E+00	AL132999.1	NT	Novel human gene on chromosome 20
1447	14194	26877	1.82	0.0E+00	AL137764.1	NT	Novel human gene mapping to chromosome 1
1451	14198	26882	1.73	0.0E+00	D87077.1	NT	Human mRNA for KIAA0240 gene, partial cds
1454	14201	26885	4.53	0.0E+00	6912457	NT	Homo sapiens calcineurin binding protein 1 (KIAA0330), mRNA
1456	14203	26887	1.55	0.0E+00	7661965	NT	Homo sapiens KIAA0170 gene product (KIAA0170), mRNA
1456	14203	26888	1.55	0.0E+00	7661965	NT	Homo sapiens KIAA0170 gene product (KIAA0170), mRNA
1460	14207	26893	0.97	0.0E+00	M60876.1	NT	Human von Willebrand factor pseudogene corresponding to exons 23 through 34
1460	14207	26894	0.97	0.0E+00	M60876.1	NT	Human von Willebrand factor pseudogene corresponding to exons 23 through 34
1500	14246	26932	1.37	0.0E+00	7706434	NT	Homo sapiens hHDC for homolog of Drosophila headcase (LOC51696), mRNA
1516	14263	26949	1.21	0.0E+00	AW959687.1	EST_HUMAN	EST371767 IMAGE resequences, MAGF Homo sapiens cDNA
1517	14264	26950	1.76	0.0E+00	AA481172.1	EST_HUMAN	aa34a03.r1 NCI CGAP_GCB1 Homo sapiens cDNA clone IMAGE:815116 5'
1522	14269	26953	49.82	0.0E+00	AF023860.1	NT	Carcinophilic aethiops cyclophilin A mRNA, complete cds

Table 4

Single Exon Probes Expressed in Brain

Probe SEQ ID NO:	Exon SEQ ID NO:	ORF SEQ ID NO:	Expression Signal	Most Similar (Top) Hit BLAST E Value	Top Hit Accession No.	Top Hit Database Source	Top Hit Descriptor
1522	14269	26954	49.82	0.0E+00	AF023860.1	NT	Cercopithecus aethiops cyclophilin A mRNA, complete cds
1524	14271	26957	1.24	0.0E+00	AW976097.1	EST_HUMAN	EST388206 MAGE resequences, MAGN Homo sapiens cDNA
1524	14271	26958	1.24	0.0E+00	AW976097.1	EST_HUMAN	EST388206 MAGE resequences, MAGN Homo sapiens cDNA
1525	14272	26959	5.49	0.0E+00	D10884.1	NT	Bovine mRNA for neurocalcin
1527	14274		2.07	0.0E+00	U78027.1	NT	Homo sapiens Bruton's tyrosine kinase (BTK), alpha-D-galactosidase A (GLA), L44-like ribosomal protein (L44L) and FTP3 (FTP3) genes, complete cds
1528	14275	26962	2.1	0.0E+00	4505404	NT	Homo sapiens transmembrane glycoprotein (GPNIMB) mRNA
1528	14275	26963	2.1	0.0E+00	4505404	NT	Homo sapiens transmembrane glycoprotein (GPNIMB) mRNA
1530	14277	26965	3.3	0.0E+00	7662405	NT	Homo sapiens KIAA0957 protein (KIAA0957), mRNA
1531	14278		7.29	0.0E+00	7656972	NT	Homo sapiens TNF-inducible protein CG12-1 (CG12-1), mRNA
1537	14284	26971	1.84	0.0E+00	M98478.1	NT	Human transglutaminase mRNA, complete cds
1540	14287	26973	3.72	0.0E+00	4507720	NT	Homo sapiens titin (TTN) mRNA
1540	14287	26974	3.72	0.0E+00	4507720	NT	Homo sapiens titin (TTN) mRNA
1541	15572		11.72	0.0E+00	4506654	NT	Homo sapiens titin (TTN) mRNA
1542	14288	26975	11.72	0.0E+00	M14199.1	NT	Homo sapiens ribosomal protein L5 (RPL5) mRNA
1553	14300	26988	2.86	0.0E+00	4507720	NT	Human laminin receptor (2H5 epitope) mRNA, 5' end
1553	14300	26989	2.86	0.0E+00	4507720	NT	Homo sapiens titin (TTN) mRNA
1555	14302	26990	11.7	0.0E+00	4503098	NT	Homo sapiens titin (TTN) mRNA
1563	14310		1.21	0.0E+00	D00333.1	NT	Homo sapiens chondroitin sulfate proteoglycan 4 (melanoma-associated) (CSPG4), mRNA
1574	14321	27007	1.65	0.0E+00	Z83738.1	NT	human e-yes-2 gene
1575	14322	27008	1.59	0.0E+00	5921460	NT	H. sapiens hH2B/e gene
1575	14322	27009	1.59	0.0E+00	5921460	NT	Homo sapiens butyrophilin, subfamily 2, member A1 (BTN2A1), mRNA
1576	14323	27010	11.18	0.0E+00	AV690831.1	EST_HUMAN	Homo sapiens butyrophilin, subfamily 2, member A1 (BTN2A1), mRNA
1576	14323	27011	11.18	0.0E+00	AV690831.1	EST_HUMAN	AV690831 GKC Homo sapiens cDNA clone GKCB0F02 5'
1579	15573	27014	9.85	0.0E+00	AB040905.1	NT	AV690831 GKC Homo sapiens cDNA clone GKCB0F02 5'
1583	14329	27015	1.63	0.0E+00	AF157476.1	NT	Homo sapiens mRNA for KIAA1472 protein, partial cds
1585	14331	27018	9.78	0.0E+00	7662183	NT	Homo sapiens DNA polymerase zeta catalytic subunit (REV3) mRNA, complete cds
1585	14331	27019	9.78	0.0E+00	7662183	NT	Homo sapiens KIAA0569 gene product (KIAA0569), mRNA
1587	14333	27020	42.75	0.0E+00	5729876	NT	Homo sapiens KIAA0569 gene product (KIAA0569), mRNA
1587	14333	27021	42.75	0.0E+00	5729876	NT	Homo sapiens heat shock 70kD protein 10 (HSC71) (HSPA10), mRNA
1589	14335	27023	7.94	0.0E+00	M91803.1	NT	Homo sapiens heat shock 70kD protein 10 (HSC71) (HSPA10), mRNA
1604	14350	27039	5.85	0.0E+00	H26973.1	EST_HUMAN	Human sodium channel mRNA
1614	14361	27051	2	0.0E+00	AB046829.1	NT	yo76c05.s1 Sceres adult brain N2b4HB557 Homo sapiens cDNA clone IMAGE:163848 3'
1614	14361	27052	2	0.0E+00	AB046829.1	NT	Homo sapiens mRNA for KIAA1609 protein, partial cds
1614	14361	27052	2	0.0E+00	AB046829.1	NT	Homo sapiens mRNA for KIAA1609 protein, partial cds

Page 481 of 536  
Table 4

Single Exon Probes Expressed in Brain

Probe SEQ ID NO:	Exon SEQ ID NO:	ORF SEQ ID NO:	Expression Signal	Most Similar (Top) Hit BLAST E Value	Top Hit Accession No.	Top Hit Database Source	Top Hit Descriptor
1659	14405	27095	1.25	0.0E+00	BE144364.1	EST_HUMAN	MRO-HT0168-191199-004-b11 HT0168 Homo sapiens cDNA
1659	14405	27096	1.25	0.0E+00	BE144364.1	EST_HUMAN	MRO-HT0168-191199-004-b11 HT0168 Homo sapiens cDNA
1663	14409	27100	1.68	0.0E+00	AI768104.1	EST_HUMAN	wg81b07.x1 Soares_NSF_F8_9W_OT_PA_P_S1 Homo sapiens cDNA clone IMAGE:2371477 3' similar to TR:Q62788 Q62788 CYS2/HIS2 ZINC FINGER PROTEIN. ;
1664	14410	27101	1.2	0.0E+00	4758813	NT	Homo sapiens hematopoietic-derived zinc finger protein (HD-ZNF1) mRNA
1665	14411	27102	2.61	0.0E+00	AF057177.1	NT	Homo sapiens T-cell receptor gamma V1 gene region
1669	14414	27106	1.76	0.0E+00	M29580.1	NT	Human zinc-finger protein 7 (ZFP7) mRNA, complete cds
1669	14414	27107	1.76	0.0E+00	M29580.1	NT	Human zinc-finger protein 7 (ZFP7) mRNA, complete cds
1671	14416	27109	1.35	0.0E+00	4557987	NT	Homo sapiens keratin 18 (KRT18) mRNA
1672	14417	27110	1.5	0.0E+00	7657065	NT	Homo sapiens v-ets avian erythroblastosis virus E26 oncogene related (ERG) mRNA
1675	14420	27113	1.12	0.0E+00	BE222374.1	EST_HUMAN	hu11d05.x1 NCI_CGAP_Lu24 Homo sapiens cDNA clone IMAGE:3166281 3' similar to TR:O95147 O95147 MKP-1 LIKE PROTEIN TYROSINE PHOSPHATASE ;
1675	14420	27114	1.12	0.0E+00	BE222374.1	EST_HUMAN	hu11d05.x1 NCI_CGAP_Lu24 Homo sapiens cDNA clone IMAGE:3166281 3' similar to TR:O95147 O95147 MKP-1 LIKE PROTEIN TYROSINE PHOSPHATASE ;
1677	14421	27116	3.24	0.0E+00	4557610	NT	Homo sapiens gamma-aminobutyric acid (GABA) A receptor, gamma 2 (GABRG2) mRNA
1680	14424	27119	3.18	0.0E+00	H30192.1	EST_HUMAN	yc59e08.r1 Soares breast 3NbhBst Homo sapiens cDNA clone IMAGE:182246 5' similar to gb:M64099 GAMMA-GLUTAMYLTRANSPEPTIDASE 5 PRECURSOR (HUMAN);
1680	14424	27120	3.18	0.0E+00	H30192.1	EST_HUMAN	yc59e08.r1 Soares breast 3NbhBst Homo sapiens cDNA clone IMAGE:182246 5' similar to gb:M64099 GAMMA-GLUTAMYLTRANSPEPTIDASE 5 PRECURSOR (HUMAN);
1682	14428	27122	1.32	0.0E+00	Z80780.1	NT	H.sapiens H2B/h gene
1682	14428	27123	1.32	0.0E+00	Z80780.1	NT	H.sapiens H2B/h gene
1685	14429	27123	13.71	0.0E+00	5031748	NT	Homo sapiens high-mobility group (nonhistone chromosomal) protein 17 (HMG17), mRNA
1693	14437	27133	1.11	0.0E+00	AF169963.1	NT	Homo sapiens WNT16 protein (WNT16) mRNA, complete cds
1695	14438	27136	3.53	0.0E+00	8923841	NT	Homo sapiens FOXJ2 forkhead factor (LOC55810), mRNA
1702	14445	27145	1.11	0.0E+00	4826973	NT	Homo sapiens RNA binding motif protein, Y chromosome, family 1, member A1 (RBM7A1) mRNA
1708	14451	27152	4.08	0.0E+00	AB028542.1	NT	Homo sapiens WAVE2 mRNA for WASP-family protein, complete cds
1710	14453	27157	2.19	0.0E+00	S94400.1	NT	TCR zeta [human, Genomic/mRNA, 365 nt, segment 1 of 8]
1725	15577	27167	1.16	0.0E+00	11545911	NT	Homo sapiens NOD2 protein (NOD2), mRNA
1739	14481	27181	1.93	0.0E+00	AF273841.1	NT	Homo sapiens SMCY (SMCY) gene, complete cds
1778	15578	27228	6.86	0.0E+00	4506718	NT	Homo sapiens ribosomal protein S2 (RPS2) mRNA
1782	14523	27228	3.37	0.0E+00	4557556	NT	Homo sapiens E1A binding protein p300 (EP300) mRNA
1782	14523	27229	3.37	0.0E+00	4557556	NT	Homo sapiens E1A binding protein p300 (EP300) mRNA
1784	14525	27232	1.42	0.0E+00	U69063.1	NT	Human CSF-1 receptor (FMS) gene, complete cds, and (SMF) gene, partial cds
1787	14528		1.2	0.0E+00	W76571.1	EST_HUMAN	zd66g09.r1 Soares_fetal_NbhH19W Homo sapiens cDNA clone IMAGE:345664 5'

Page 482 of 536  
Table 4

Single Exon Probes Expressed in Brain

Probe SEQ ID NO:	Exon SEQ ID NO:	ORF SEQ ID NO:	Expression Signal	Most Similar (Top) Hit BLAST E Value	Top Hit Accession No.	Top Hit Database Source	Top Hit Descriptor
1788	15579	27286	2.74	0.0E+00	4505332	NT	Homo sapiens nuclear autoantigenic sperm protein (histone-binding) (NASP) mRNA
1800	14540	27251	5.98	0.0E+00	U14987.1	NT	Human ribosomal protein L21 mRNA, complete cds
1802	14542	27254	2.79	0.0E+00	AB002331.1	NT	Human mRNA for KIAA0333 gene, partial cds
1803	14543	27255	4.07	0.0E+00	4502264	NT	Homo sapiens activating transcription factor 4 (tax-responsive enhancer element B67) (ATF4) mRNA
1803	14543	27256	4.07	0.0E+00	4502264	NT	Homo sapiens activating transcription factor 4 (tax-responsive enhancer element B67) (ATF4) mRNA
1803	14543	27257	4.07	0.0E+00	4502264	NT	Homo sapiens activating transcription factor 4 (tax-responsive enhancer element B67) (ATF4) mRNA
1812	14552	27266	1.63	0.0E+00	4505328	NT	Homo sapiens protein tyrosine phosphatase, receptor-type, zeta polypeptide 1 (PTPRZ1) mRNA
1826	14565	27276	5.82	0.0E+00	6005855	NT	Homo sapiens Retina-derived POU-domain factor-1 (RPF-1), mRNA
1826	14565	27277	5.82	0.0E+00	6005855	NT	Homo sapiens Retina-derived POU-domain factor-1 (RPF-1), mRNA
1836	14575	27287	1.12	0.0E+00	AB032978.1	NT	Homo sapiens mRNA for KIAA1152 protein, partial cds
1836	14575	27288	1.12	0.0E+00	AB032978.1	NT	Homo sapiens mRNA for KIAA1152 protein, partial cds
1840	14578	27280	4.35	0.0E+00	4826783	NT	Homo sapiens potassium voltage-gated channel, Shab-related subfamily, member 1 (KCNB1) mRNA
1840	14578	27291	4.35	0.0E+00	4826783	NT	Homo sapiens potassium voltage-gated channel, Shab-related subfamily, member 1 (KCNB1) mRNA
1841	14576	27292	5.47	0.0E+00	U07147.1	NT	Human retinal degeneration slow (RDS) gene, exon 1
1841	14579	27293	5.47	0.0E+00	U07147.1	NT	Human retinal degeneration slow (RDS) gene, exon 1
1844	14582	27296	1.46	0.0E+00	AW207280.1	EST_HUMAN	UI-H-B11-afn-f-07-0-U1.st NCJ_CGAP_Sub3 Homo sapiens cDNA clone IMAGE:2722333 3'
1844	14582	27297	1.46	0.0E+00	AW207280.1	EST_HUMAN	UI-H-B11-afn-f-07-0-U1.st NCJ_CGAP_Sub3 Homo sapiens cDNA clone IMAGE:2722333 3'
1888	14606	27316	3.49	0.0E+00	BE277465.1	EST_HUMAN	601179164F1 NIH_MGC_20 Homo sapiens cDNA clone IMAGE:3547239 5'
1888	14606	27317	3.49	0.0E+00	BE277465.1	EST_HUMAN	601179164F1 NIH_MGC_20 Homo sapiens cDNA clone IMAGE:3547239 5'
1887	14624	27334	0.93	0.0E+00	BE008292.1	EST_HUMAN	RC2-BN0128-200300-012-b04 BN0126 Homo sapiens cDNA
1916	14653	27362	2.16	0.0E+00	4506384	NT	Homo sapiens RAD1 (S. pombe) homolog (RAD1) mRNA, and translated products
1916	14653	27363	2.16	0.0E+00	4506384	NT	Homo sapiens RAD1 (S. pombe) homolog (RAD1) mRNA, and translated products
1924	14661	27372	1.19	0.0E+00	AF167476.1	NT	Homo sapiens DNA polymerase zeta catalytic subunit (REV3) mRNA, complete cds
1925	15582	27373	1.19	0.0E+00	M98478.1	NT	Human transglutaminase mRNA, complete cds
1925	15582	27373	1.19	0.0E+00	M98478.1	NT	Human transglutaminase mRNA, complete cds
1930	14666	27380	1.53	0.0E+00	4507464	NT	Homo sapiens transforming growth factor, beta 3 (TGFB3), mRNA
1930	14666	27381	1.53	0.0E+00	4507464	NT	Homo sapiens transforming growth factor, beta 3 (TGFB3), mRNA
1933	14668	27383	1.42	0.0E+00	7657038	NT	Homo sapiens death receptor 6 (DR6), mRNA



Page 483 of 536  
Table 4

Single Exon Probes Expressed in Brain

Probe SEQ ID NO:	Exon SEQ ID NO:	ORF SEQ ID NO:	Expression Signal	Most Similar (Top) Hit BLAST E Value	Top Hit Accession No.	Top Hit Database Source	Top Hit Descriptor
1935	14870		4.27	0.0E+00	AF240786.1	NT	Homo sapiens glutathione S-transferase theta 2 (GSTT2) and glutathione S-transferase theta 1 (GSTT1) genes, complete cds
1940	14875		1.35	0.0E+00	M59692.1	NT	Human topoisomerase I pseudogene 1
1949	14884	27396	1.94	0.0E+00	4809282	NT	Homo sapiens histidine ammonia-lyase (HAL) mRNA
1949	14884	27397	1.94	0.0E+00	4809282	NT	Homo sapiens histidine ammonia-lyase (HAL) mRNA
1959	14895		1.15	0.0E+00	AL163252.2	NT	Homo sapiens chromosome 21 segment HS21C052
1961	14697	27410	1.09	0.0E+00	8400716	NT	Homo sapiens nebulin (NEB), mRNA
1961	14697	27411	1.09	0.0E+00	8400716	NT	Homo sapiens nebulin (NEB), mRNA
1962	14698	27412	2.49	0.0E+00	4826638	NT	Homo sapiens actinin, alpha 4 (ACTN4) mRNA
1962	14698	27413	2.49	0.0E+00	4826638	NT	Homo sapiens actinin, alpha 4 (ACTN4) mRNA
1973	14709	27427	1.96	0.0E+00	AB018333.1	NT	Homo sapiens mRNA for KIAA0780 protein, partial cds
1973	14709	27428	1.96	0.0E+00	AB018333.1	NT	Homo sapiens mRNA for KIAA0780 protein, partial cds
1979	14715	27432	1.99	0.0E+00	M33782.1	NT	Human TFEB protein mRNA, partial cds
1979	14715	27433	1.99	0.0E+00	M33782.1	NT	Human TFEB protein mRNA, partial cds
1981	14717	27434	1.57	0.0E+00	AW193024.1	EST_HUMAN	x169b01.x1 NCJ_CGAP_Pan1 Homo sapiens cDNA clone IMAGE:2679913 3'
1981	14717	27435	1.57	0.0E+00	AW193024.1	EST_HUMAN	x169b01.x1 NCJ_CGAP_Pan1 Homo sapiens cDNA clone IMAGE:2679913 3'
1982	14718	27436	5.96	0.0E+00	6912457	NT	Homo sapiens calcineurin binding protein 1 (KIAA0330), mRNA
1982	14718	27437	5.96	0.0E+00	6912457	NT	Homo sapiens calcineurin binding protein 1 (KIAA0330), mRNA
1984	14720	27439	2	0.0E+00	7662095	NT	Homo sapiens KIAA0408 gene product (KIAA0408), mRNA
1985	14721	27440	1.19	0.0E+00	AB011149.1	NT	Homo sapiens mRNA for KIAA0577 protein, complete cds
1986	14722	27441	1.58	0.0E+00	Z47556.1	NT	H. sapiens genes for semenogelin I and semenogelin II
1986	14722	27442	1.58	0.0E+00	Z47556.1	NT	H. sapiens genes for semenogelin I and semenogelin II
1989	14729	27451	3.75	0.0E+00	AB040948.1	NT	Homo sapiens mRNA for KIAA1613 protein, partial cds
2014	14749	27476	1.02	0.0E+00	AF273841.1	NT	Homo sapiens SMCY (SMCY) gene, complete cds
2014	14749	27477	1.02	0.0E+00	AF273841.1	NT	Homo sapiens SMCY (SMCY) gene, complete cds
2046	14779	27507	1.64	0.0E+00	7706742	NT	Homo sapiens TP53T33a (TP53T33a), mRNA
2052	14785	27511	4.13	0.0E+00	AU140831.1	EST_HUMAN	AU140831 PLACE4 Homo sapiens cDNA clone PLACE4000321 5'
2053	14155	26837	1.55	0.0E+00	7705565	NT	Homo sapiens KIAA1114 protein (KIAA1114), mRNA
2053	14155	26838	1.55	0.0E+00	7705565	NT	Homo sapiens KIAA1114 protein (KIAA1114), mRNA
2055	14787	27513	2.04	0.0E+00	AA077589.1	EST_HUMAN	7B22E10 Chromosome 7 Fetal Brain cDNA Library Homo sapiens cDNA clone 7B22E10
2055	14787	27514	2.04	0.0E+00	AA077589.1	EST_HUMAN	7B22E10 Chromosome 7 Fetal Brain cDNA Library Homo sapiens cDNA clone 7B22E10
2057	14789		2.41	0.0E+00	7657468	NT	Homo sapiens similar to rat integral membrane glycoprotein POM121 (POM121L), mRNA
2059	14791		1.91	0.0E+00	4585863	NT	Homo sapiens phosphodiesterase 6A, cAMP-specific, rod, alpha (PDE6A), mRNA
2060	14792	27517	0.97	0.0E+00	Z42399.1	EST_HUMAN	HSC01C021 normalized infant brain cDNA Homo sapiens cDNA clone c-01c02

Single Exon Probes Expressed in Brain

Probe SEQ ID NO:	Exon SEQ ID NO:	ORF SEQ ID NO:	Expression Signal	Most Similar (Top) Hit BLAST E Value	Top Hit Accession No.	Top Hit Database Source	Top Hit Descriptor
2062	14794			1.78	A1244247.1	EST_HUMAN	qv90f08.x1 NCL_CGAP_UJ2 Homo sapiens cDNA clone IMAGE:1988871 3' similar to contains Alu repetitive element;
2067	14799	27526	3.46	0.0E+00	BE877225.1	EST_HUMAN	601485146F1 NIH_MGC_69 Homo sapiens cDNA clone IMAGE:3887747 5'
2069	14801	27528	1.48	0.0E+00	BF315325.1	EST_HUMAN	601902604F1 NIH_MGC_19 Homo sapiens cDNA clone IMAGE:4135320 5'
2069	14801	27528	1.48	0.0E+00	BF315325.1	EST_HUMAN	601902604F1 NIH_MGC_19 Homo sapiens cDNA clone IMAGE:4135320 5'
2072	14804	27532	3.07	0.0E+00	BE697125.1	EST_HUMAN	RC3-CT0413-270700-022-d10 CT0413 Homo sapiens cDNA
2072	14804	27533	3.07	0.0E+00	BE697125.1	EST_HUMAN	RC3-CT0413-270700-022-d10 CT0413 Homo sapiens cDNA
2080	14812	27544	3.71	0.0E+00	L00620.1	NT	Human plasma membrane calcium ATPase isoform 2 (APT2B2) mRNA, complete cds
2080	14812	27545	3.71	0.0E+00	L00620.1	NT	Human plasma membrane calcium ATPase isoform 2 (APT2B2) mRNA, complete cds
2085	14817	27549	1.36	0.0E+00	4758489	NT	Homo sapiens GTP binding protein 1 (GTPBP1) mRNA
2107	14839		2.06	0.0E+00	BE767964.1	EST_HUMAN	QV1-GN0065-140800-318-c10 GN0065 Homo sapiens cDNA
2108	14839		1.59	0.0E+00	AF018983.1	NT	Homo sapiens X-linked juvenile retinoschisis protein (XLR51) gene, exon 6 and complete cds
2110	14841	27572	3.76	0.0E+00	BF027562.1	EST_HUMAN	601872066F1 NIH_MGC_20 Homo sapiens cDNA clone IMAGE:3964785 5'
2111	14842	27573	1.03	0.0E+00	BE072824.1	EST_HUMAN	PM0-BT0547-210300-004-F04 BT0547 Homo sapiens cDNA
2113	14844	27574	1.06	0.0E+00	AF240786.1	NT	Homo sapiens glutathione S-transferase theta 2 (GSTT2) and glutathione S-transferase theta 1 (GSTT1) genes, complete cds
2116	14847	27576	1.3	0.0E+00	AW752708.1	EST_HUMAN	IL3-CT0219-271099-022-G10 CT0219 Homo sapiens cDNA
2117	14848	27577	1.47	0.0E+00	L76627.1	NT	Homo sapiens metabotropic glutamate receptor 1 alpha (mGluR1alpha) mRNA, complete cds
2119	14850	27579	6.39	0.0E+00	A1904640.1	EST_HUMAN	QV-BT0655-020399-082 BT0655 Homo sapiens cDNA
2119	14850	27580	6.39	0.0E+00	A1904640.1	EST_HUMAN	QV-BT0655-020399-082 BT0655 Homo sapiens cDNA
2153	14883		1.05	0.0E+00	7657252	NT	Homo sapiens potassium large conductance calcium-activated channel, subfamily M, beta member 3-like (KCMB3L), mRNA
2179	14908		1.22	0.0E+00	L14787.1	NT	Human DNA-binding protein mRNA, 3' end
2183	14912	27644	1.05	0.0E+00	BE274696.1	EST_HUMAN	601122338F1 NIH_MGC_20 Homo sapiens cDNA clone IMAGE:3346688 5'
2185	14914	27647	7.59	0.0E+00	AV738288.1	EST_HUMAN	AV738288 CB Homo sapiens cDNA clone CBNBDE08 5'
2185	14914	27648	7.59	0.0E+00	AV738288.1	EST_HUMAN	AV738288 CB Homo sapiens cDNA clone CBNBDE08 5'
2187	14916	27650	1.4	0.0E+00	AA931691.1	EST_HUMAN	cc32a01.st NCL_CGAP_Lu5 Homo sapiens cDNA clone IMAGE:1667898 3'
2181	14920	27654	5.98	0.0E+00	BF344434.1	EST_HUMAN	602074629F1 NCL_CGAP_Brn64 Homo sapiens cDNA clone IMAGE:4160734 5'
2192	14921	27655	12.14	0.0E+00	BE748989.1	EST_HUMAN	601572186T1 NIH_MGC_55 Homo sapiens cDNA clone IMAGE:3839012 3'
2196	14925	27659	3.55	0.0E+00	BF377897.1	EST_HUMAN	GM1-TN0141-250900-439-508 TN0141 Homo sapiens cDNA
2196	14925	27660	3.55	0.0E+00	BF377897.1	EST_HUMAN	GM1-TN0141-250900-439-508 TN0141 Homo sapiens cDNA
2200	15588	27665	2.04	0.0E+00	BF313617.1	EST_HUMAN	601900261F1 NIH_MGC_19 Homo sapiens cDNA clone IMAGE:4129622 5'
2203	14931	27668	1.93	0.0E+00	BE018750.1	EST_HUMAN	bb84602.Y1 NIH_MGC_10 Homo sapiens cDNA clone IMAGE:3049082 5' similar to TR:Q15170 Q15170 TRANSCRIPTION FACTOR S-II-RELATED PROTEIN;

Page 485 of 536  
Table 4  
Single Exon Probes Expressed in Brain

Probe SEQ ID NO:	Exon SEQ ID NO:	ORF SEQ ID NO:	Expression Signal	Most Similar (Top) Hit BLAST E Value	Top Hit Accession No.	Top Hit Database Source	Top Hit Description
2204	14932	27669	1.55	0.0E+00	AA042813.1	EST_HUMAN	zk53c07.s1 Soares_pregnant_uterus_NbHPU Homo sapiens cDNA clone IMAGE:486540 3' similar to gb:X65857_cds1 OLFACTORY RECEPTOR-LIKE PROTEIN HGMP07E (HUMAN);
2204	14932	27670	1.55	0.0E+00	AA042813.1	EST_HUMAN	zk53c07.s1 Soares_pregnant_uterus_NbHPU Homo sapiens cDNA clone IMAGE:486540 3' similar to gb:X65857_cds1 OLFACTORY RECEPTOR-LIKE PROTEIN HGMP07E (HUMAN);
2212	14940	27678	3.37	0.0E+00	AL163204.2	NT	Homo sapiens chromosome 21 segment HS21C004
2212	14940	27679	3.37	0.0E+00	AL163204.2	NT	Homo sapiens chromosome 21 segment HS21C004
2213	14941	27680	2.3	0.0E+00	7662401	NT	Homo sapiens KIAA0952 protein (KIAA0952), mRNA
2213	14941	27681	2.3	0.0E+00	7662401	NT	Homo sapiens KIAA0952 protein (KIAA0952), mRNA
2218	14946	27723	1.37	0.0E+00	U39264.1	NT	Human beta-prime-adaptin (BAM22) gene, exon 16
2236	14964	27704	5.71	0.0E+00	4557556	NT	Homo sapiens E1A binding protein p300 (EP300) mRNA
2243	14971	27709	2.03	0.0E+00	7692401	NT	Homo sapiens KIAA0962 protein (KIAA0962), mRNA
2250	14978	27717	1.71	0.0E+00	BE895281.1	EST_HUMAN	601493208F1 NIH_MGC_72 Homo sapiens cDNA clone IMAGE:3918607 5'
2253	14981	27720	1.27	0.0E+00	BE905563.1	EST_HUMAN	601495208F1 NIH_MGC_70 Homo sapiens cDNA clone IMAGE:3897457 5'
2253	14981	27721	1.27	0.0E+00	BE905563.1	EST_HUMAN	601495208F1 NIH_MGC_70 Homo sapiens cDNA clone IMAGE:3897457 5'
2256	14983	27723	2.35	0.0E+00	AB037784.1	NT	Homo sapiens mRNA for KIAA1363 protein, partial cds
2269	15024	27759	4.02	0.0E+00	11545748	NT	Homo sapiens differentially expressed in FDCP (mouse homolog) 6 (DEF6), mRNA
2269	15024	27760	4.02	0.0E+00	11545748	NT	Homo sapiens differentially expressed in FDCP (mouse homolog) 6 (DEF6), mRNA
2300	15026	27761	1.87	0.0E+00	AI076404.1	EST_HUMAN	z009c07.x1 Soares_fetal_liver_spleen_1NFLS_S1 Homo sapiens cDNA clone IMAGE:1674828 3'
2302	15027	27763	2.33	0.0E+00	AA429001.1	EST_HUMAN	z078a11.r1 Soares_total_fetus_Nb2HF8_9w Homo sapiens cDNA clone IMAGE:756740 5'
2302	15027	27764	2.33	0.0E+00	AA429001.1	EST_HUMAN	z078a11.r1 Soares_total_fetus_Nb2HF8_9w Homo sapiens cDNA clone IMAGE:756740 5'
2304	15029	27766	1.75	0.0E+00	BF347039.1	EST_HUMAN	602021846F1 NCI_CGAP_Brm67 Homo sapiens cDNA clone IMAGE:4157339 5'
2309	15034	27772	1.52	0.0E+00	L02840.1	NT	Homo sapiens potassium channel Kv2.1 mRNA, complete cds
2310	15035	27773	1.61	0.0E+00	AB020717.1	NT	Homo sapiens mRNA for KIAA0910 protein, partial cds
2310	15035	27774	1.61	0.0E+00	AB020717.1	NT	Homo sapiens mRNA for KIAA0910 protein, partial cds
2311	15036	27775	1.39	0.0E+00	6325466	NT	Homo sapiens flavin containing monooxygenase 3 (FMO3), mRNA
2317	15042	27780	1.17	0.0E+00	BE676095.1	EST_HUMAN	7622a02.x1 NCI_CGAP_CLL1 Homo sapiens cDNA clone IMAGE:3285370 3' similar to TR:O94939 O94939 KIAA0857 PROTEIN;
2320	15045	27782	4.73	0.0E+00	AF044571.1	NT	Homo sapiens phosphotyrosine kinase alpha subunit (PHKA2) gene, exon 32
2321	15046	27783	1.9	0.0E+00	AI625542.1	EST_HUMAN	ly57c08.x1 NCI_CGAP_U12 Homo sapiens cDNA clone IMAGE:2283182 3'
2325	15050	27785	1.88	0.0E+00	7662401	NT	Homo sapiens KIAA0952 protein (KIAA0952), mRNA
2325	15050	27786	1.88	0.0E+00	7662401	NT	Homo sapiens KIAA0952 protein (KIAA0952), mRNA
2328	15053	27789	1.95	0.0E+00	5803178	NT	Homo sapiens sperm specific antigen 2 (SSFA2), mRNA
2328	15053	27790	1.95	0.0E+00	5803178	NT	Homo sapiens sperm specific antigen 2 (SSFA2), mRNA
2334	15059	27783	1.24	0.0E+00	7662007	NT	Homo sapiens KIAA0218 gene product (KIAA0218), mRNA

Single Exon Probes Expressed in Brain

Probe SEQ ID NO:	Exon SEQ ID NO:	ORF SEQ ID NO:	Expression Signal	Most Similar (Top) Hit BLAST E Value	Top Hit Accession No.	Top Hit Database Source	Top Hit Descriptor
2334	15058	27794	1.24	0.0E+00	7692007	NT	Homo sapiens KIAA0218 gene product (KIAA0218), mRNA
2348	15071	27807	3.2	0.0E+00	5174678	NT	Homo sapiens signal regulatory protein, beta, 1 (SIRP-BETA-1) mRNA
2352	15074	27811	2.39	0.0E+00	AU131142.1	EST_HUMAN	AU131142 NT2RP3 Homo sapiens cDNA clone NT2RP3002064 5'
2353	15075		4.31	0.0E+00	BE794026.1	EST_HUMAN	601568843F1 NIH_MGC_7 Homo sapiens cDNA clone IMAGE:3941003 5'
2354	15076	27812	1.51	0.0E+00	AW867076.1	EST_HUMAN	MR1-SN0033-120400-002-004 SN0033 Homo sapiens cDNA
2355	15077	27813	2.99	0.0E+00	7692017	NT	Homo sapiens KIAA0244 protein (KIAA0244), mRNA
2356	15078	27814	2.03	0.0E+00	4758497	NT	Homo sapiens hexose-6-phosphate dehydrogenase (glucose 1-dehydrogenase) (H6PD), mRNA
2356	15078	27815	2.03	0.0E+00	4758497	NT	Homo sapiens hexose-6-phosphate dehydrogenase (glucose 1-dehydrogenase) (H6PD), mRNA
2357	15079		5.25	0.0E+00	AF280107.1	NT	Homo sapiens cytochrome P450 polypeptide 43 (CYP3A43) gene, partial cds; cytochrome P450 polypeptide 4 (CYP3A4) and cytochrome P450 polypeptide 7 (CYP3A7) genes, complete cds; and cytochrome P450 polypeptide 5 (CYP3A5) gene, partial cds
2359	15081	27817	7.98	0.0E+00	AU118082.1	EST_HUMAN	AU118082 HEMBA1 Homo sapiens cDNA clone HEMBA1002839 5'
2359	15081	27818	7.98	0.0E+00	AU118082.1	EST_HUMAN	AU118082 HEMBA1 Homo sapiens cDNA clone HEMBA1002839 5'
2359	15081	27819	7.98	0.0E+00	AU118082.1	EST_HUMAN	AU118082 HEMBA1 Homo sapiens cDNA clone HEMBA1002839 5'
2360	15082	27820	0.98	0.0E+00	8923089	NT	Homo sapiens hypothetical protein FLJ20081 (FLJ20081), mRNA
2377	15099		0.91	0.0E+00	BE814424.1	EST_HUMAN	MRO-BN0070-090600-028-012 BN0070 Homo sapiens cDNA
2415	15138	27872	1.06	0.0E+00	AU119882.1	EST_HUMAN	AU119882 HEMBA1 Homo sapiens cDNA clone HEMBA1008155 5'
2416	15137		3.74	0.0E+00	A1042035.1	EST_HUMAN	ox60b02.x1 Scarses_NihHMPu_S1 Homo sapiens cDNA clone IMAGE:1660683 3' similar to TR:008662
2417	15138	27873	0.98	0.0E+00	8923620	NT	O08662 230KDA PHOSPHATIDYLINOSITOL_4-KINASE ;
2420	15141		4.44	0.0E+00	BE895605.1	EST_HUMAN	Homo sapiens hypothetical protein FLJ20693 (FLJ20693), mRNA
2424	15146	27878	1	0.0E+00	BE937632.1	EST_HUMAN	601432608F1 NIH_MGC_72 Homo sapiens cDNA clone IMAGE:3918168 5'
2433	15154		0.98	0.0E+00	AB005622.1	EST_HUMAN	MR1-TN0021-280800-001-r06 TN0021 Homo sapiens cDNA
2437	15157	27892	4.5	0.0E+00	6006002	NT	AB005622 HeLa cDNA (T.Noma) Homo sapiens cDNA similar to adenylylate kinase isozyme 2
2441	15160	27896	2.09	0.0E+00	D85606.1	NT	Homo sapiens glutamate receptor, ionotropic, N-methyl D-aspartate 2A (GRIN2A) mRNA
2441	15160	27897	2.09	0.0E+00	D85606.1	NT	Homo sapiens gene for cholecystokinin type-A receptor, complete cds
2449	15168	27906	1.91	0.0E+00	AF106275.1	NT	Homo sapiens gene for cholecystokinin type-A receptor, complete cds
2454	15172	27911	1.22	0.0E+00	BF345274.1	EST_HUMAN	Homo sapiens immunoglobulin-like transcript 1c variant 4 (ILT1c) gene, exon 6
2461	15179	27919	4.45	0.0E+00	5729777	NT	602018058F1 NCI_CGAP_Brn67 Homo sapiens cDNA clone IMAGE:4163670 5'
2469	15183	27922	1.24	0.0E+00	BE831003.1	EST_HUMAN	Homo sapiens collagen, type XII, alpha 1 (COL12A1), mRNA
2469	15183	27922	1.24	0.0E+00	BE831003.1	EST_HUMAN	CMD-MT0033-150600-428-h11 MT0033 Homo sapiens cDNA
2470	15188	27927	0.93	0.0E+00	U13696.1	NT	CMD-MT0033-150600-428-h11 MT0033 Homo sapiens cDNA
2470	15188	27928	0.93	0.0E+00	U13696.1	NT	Human G protein-coupled receptor (GPR1) gene, complete cds
2471	15189	27929	2.98	0.0E+00	BF569144.1	EST_HUMAN	Human G protein-coupled receptor (GPR1) gene, complete cds
2471	15189	27929	2.98	0.0E+00	BF569144.1	EST_HUMAN	602184558T1 NIH_MGC_42 Homo sapiens cDNA clone IMAGE:4300383 3'

Single Exon Probes Expressed in Brain

Probe SEQ ID NO:	Exon SEQ ID NO:	ORF SEQ ID NO:	Expression Signal	Most Similar (Top) Hit BLAST E Value	Top Hit Accession No.	Top Hit Database Source	Top Hit Descriptor
2482	15200	27940	3.34	0.0E+00	AW466922.1	EST_HUMAN	ha04h04.x1 NCI_CGAP_Kid12 Homo sapiens cDNA clone IMAGE:2872759 3'
2484	16202	27941	2.99	0.0E+00	AW501010.1	EST_HUMAN	UI-HF-BP0p-s-c-07-0-Jl.r1 NIH_MGC_51 Homo sapiens cDNA clone IMAGE:3072780 5'
2488	15215	27958	0.91	0.0E+00	5453965	NT	Homo sapiens protein kinase, AMP-activated, alpha 2 catalytic subunit (PRKAA2) mRNA
2498	15215	27959	0.91	0.0E+00	5453965	NT	Homo sapiens protein kinase, AMP-activated, alpha 2 catalytic subunit (PRKAA2) mRNA
2509	16228	27971	1.68	0.0E+00	AW813883.1	EST_HUMAN	RC3-ST0197-300300-016-c04 S10197 Homo sapiens cDNA
2514	15231	27971	5.22	0.0E+00	BE79542.1	EST_HUMAN	601892530F1 NIH_MGC_7 Homo sapiens cDNA clone IMAGE:3946518 5'
2515	14968	27983	1.4	0.0E+00	7657038	NT	Homo sapiens death receptor 6 (DR6), mRNA
2516	15232	27972	1.48	0.0E+00	BF509482.1	EST_HUMAN	UI-H-B14-eoz-b-08-0-UI.s1 NCI_CGAP_Sub8 Homo sapiens cDNA clone IMAGE:3086535 3'
2518	15234	27974	1.83	0.0E+00	Z32684.2	NT	Homo sapiens mRNA for membrane transport protein (XK gene)
2520	15236	27977	3.28	0.0E+00	5453871	NT	Homo sapiens platelet-derived growth factor receptor-like (PDGFRL) mRNA
2522	15238	27978	1.96	0.0E+00	BE910378.1	EST_HUMAN	601503356F1 NIH_MGC_70 Homo sapiens cDNA clone IMAGE:3905148 5'
2523	15239	27978	2.01	0.0E+00	7657468	NT	Homo sapiens similar to rat integral membrane glycoprotein POM121 (POM121L1), mRNA
2524	15240	27979	2.21	0.0E+00	8923340	NT	Homo sapiens hypothetical protein FLJ20366 (FLJ20366), mRNA
2526	15241	27980	2.21	0.0E+00	U93239.1	NT	Human Sec62 (Sec62) mRNA, complete cds
2530	15246	27984	1.44	0.0E+00	BE886490.1	EST_HUMAN	601508211F1 NIH_MGC_71 Homo sapiens cDNA clone IMAGE:3909868 5'
2534	15249	27989	5.16	0.0E+00	BE875511.1	EST_HUMAN	601489241F1 NIH_MGC_69 Homo sapiens cDNA clone IMAGE:3891371 5'
2534	15249	27990	6.16	0.0E+00	BE875511.1	EST_HUMAN	601489241F1 NIH_MGC_69 Homo sapiens cDNA clone IMAGE:3891371 5'
2536	15251	27993	1.19	0.0E+00	AF245505.1	NT	Homo sapiens adlcan mRNA, complete cds
2554	15269	28002	1.2	0.0E+00	BE536921.1	EST_HUMAN	601064738F1 NIH_MGC_10 Homo sapiens cDNA clone IMAGE:3451161 5'
2561	15275	28012	2.97	0.0E+00	AU143277.1	EST_HUMAN	AU143277 Y79AA1 Homo sapiens cDNA clone Y79AA1001673 5'
2561	15276	28013	2.97	0.0E+00	AU143277.1	EST_HUMAN	AU143277 Y79AA1 Homo sapiens cDNA clone Y79AA1001673 5'
2562	15276	28014	1.8	0.0E+00	BE292896.1	EST_HUMAN	601106312F1 NIH_MGC_15 Homo sapiens cDNA clone IMAGE:2987955 5'
2562	15276	28015	1.8	0.0E+00	BE292896.1	EST_HUMAN	601106312F1 NIH_MGC_15 Homo sapiens cDNA clone IMAGE:2987955 5'
2563	15277	28016	1.07	0.0E+00	BF223041.1	EST_HUMAN	7q27h12.x1 NCI_CGAP_G08 Homo sapiens cDNA clone IMAGE:3' similar to TR:000246 000246
2568	15280	28018	7.94	0.0E+00	AF245505.1	NT	HYPOTHETICAL 9.3 KD PROTEIN;
2589	15303	28039	2.22	0.0E+00	BE286613.1	EST_HUMAN	Homo sapiens adlcan mRNA, complete cds
2606	15331	28060	2.13	0.0E+00	AB037836.1	NT	Homo sapiens mRNA for KIAA1415 protein, partial cds
2606	15331	28061	2.13	0.0E+00	AB037836.1	NT	Homo sapiens mRNA for KIAA1415 protein, partial cds
2607	15319	28065	2.47	0.0E+00	BF513835.1	EST_HUMAN	UI-H-BW1-amp-f-12-0-UI.s1 NCI_CGAP_Sub7 Homo sapiens cDNA clone IMAGE:3070631 3'
2611	15323	28065	1.36	0.0E+00	BF672818.1	EST_HUMAN	602152659F1 NIH_MGC_81 Homo sapiens cDNA clone IMAGE:4293612 5'
2615	15326	28069	1.83	0.0E+00	BF204131.1	EST_HUMAN	601868073F1 NIH_MGC_17 Homo sapiens cDNA clone IMAGE:4111411 5'
2615	15326	28070	1.83	0.0E+00	BF204131.1	EST_HUMAN	601868073F1 NIH_MGC_17 Homo sapiens cDNA clone IMAGE:4111411 5'

Single Exon Probes Expressed in Brain

Probe SEQ ID NO:	Exon SEQ ID NO:	ORF SEQ ID NO:	Expression Signal	Most Similar (Top) Hit BLAST E Value	Top Hit Accession No.	Top Hit Database Source	Top Hit Descriptor
2618	15329	28072	2.08	0.0E+00	AI571737.1	EST_HUMAN	In19508.x1 NCI_CGAP_Bm25 Homo sapiens cDNA clone IMAGE:2168055 3' similar to gb.L20977 CALCIUM-TRANSPORTING ATPASE PLASMA MEMBRANE, BRAIN ISOFORM 2 (HUMAN); Homo sapiens TATA box binding protein (TBP)-associated factor, RNA polymerase II, 1, 28kD (TAF2I) mRNA
2619	15330	28073	2.19	0.0E+00	5032150	NT	Homo sapiens mRNA for KIAA1438 protein, partial cds
2621	15333	28077	4.95	0.0E+00	AB037859.1	NT	601590708F1 NIH_MGC_7 Homo sapiens cDNA clone IMAGE:3944304 5'
2622	15334	28078	1.02	0.0E+00	BE795445.1	EST_HUMAN	601590708F1 NIH_MGC_7 Homo sapiens cDNA clone IMAGE:3944304 5'
2622	15334	28079	1.02	0.0E+00	BE795445.1	EST_HUMAN	601143722F1 NIH_MGC_15 Homo sapiens cDNA clone IMAGE:3061389 5'
2625	15337	28080	2.55	0.0E+00	BE29328.1	EST_HUMAN	601143722F1 NIH_MGC_7 Homo sapiens cDNA clone IMAGE:3939222 6'
2632	15344		4.92	0.0E+00	BE792472.1	EST_HUMAN	601584930F1 NIH_MGC_7 Homo sapiens cDNA clone IMAGE:3939222 6'
2841	15352	28096	1.51	0.0E+00	4504686	NT	Homo sapiens IMP (inosine monophosphate) dehydrogenase 1 (IMPDH1) mRNA
2851	15361		1.27	0.0E+00	U78027.1	NT	Homo sapiens Bruton's tyrosine kinase (BTK), alpha-D-galactosidase A (GLA), L44-like ribosomal protein (L44L) and FTP3 (FTP3) genes, complete cds
2652	15362	28103	6.65	0.0E+00	AF173227.1	NT	Homo sapiens guanylate cyclase-activating protein 2 (GUCA1B) gene, exon 1
2658	15368	28106	1.22	0.0E+00	AU193385.1	EST_HUMAN	AU193385 NT2RP4 Homo sapiens cDNA clone NT2RP4001984 5'
2659	15369	28107	1.08	0.0E+00	M69225.1	NT	Human bullock periphoid antigen (BPAG1) mRNA, complete cds
2661	15371	28109	2.22	0.0E+00	AU130403.1	EST_HUMAN	AU130403 NT2RP3 Homo sapiens cDNA clone NT2RP3000779 5'
2661	15371	28110	2.22	0.0E+00	AU130403.1	EST_HUMAN	AU130403 NT2RP3 Homo sapiens cDNA clone NT2RP3000779 5'
2663	15373	28112	1.71	0.0E+00	AW887016.1	EST_HUMAN	RC1-OT0086-220300-011-407 OT0086 Homo sapiens cDNA
2668	15376	28115	1.25	0.0E+00	BF000018.1	EST_HUMAN	7h15h05.x1 NCI_CGAP_Col16 Homo sapiens cDNA clone IMAGE:3316089 3'
2667	15377	28116	4.37	0.0E+00	BE383165.1	EST_HUMAN	601298714F1 NIH_MGC_19 Homo sapiens cDNA clone IMAGE:3628923 5'
2668	15378		2.57	0.0E+00	BE531263.1	EST_HUMAN	601276373F1 NIH_MGC_39 Homo sapiens cDNA clone IMAGE:3610267 5'
2725	15432		4.21	0.0E+00	AA916723.1	EST_HUMAN	EST198414 HCC cell line (metastasis to liver in mouse) II Homo sapiens cDNA 5' end similar to ribosomal protein L28
2728	15433	28169	5.57	0.0E+00	BE794884.1	EST_HUMAN	601589625F1 NIH_MGC_7 Homo sapiens cDNA clone IMAGE:3943591 5'
2732	15439	28177	3.83	0.0E+00	U36253.1	NT	Human beta-prime-actinin (BAM22) gene, exon 6
2733	15440	28178	1.33	0.0E+00	7689517	NT	Homo sapiens neuregulin 1 (NRG1), transcript variant SMDF, mRNA
2734	15441	28179	1.78	0.0E+00	AF110763.1	NT	Homo sapiens skeletal muscle LIM-protein 1 (FHL1) gene, complete cds
2736	15443	28181	1.27	0.0E+00	AB051826.1	NT	Homo sapiens hG28K mRNA for GTP-binding protein like 1, complete cds
2742	15448	28187	7.77	0.0E+00	BE796376.1	EST_HUMAN	Homo sapiens hG28K mRNA for GTP-binding protein like 1, complete cds
2745	16004	28191	3.48	0.0E+00	BE563433.1	EST_HUMAN	Homo sapiens hG28K mRNA for GTP-binding protein like 1, complete cds
2748	15451		1.16	0.0E+00	AV721647.1	EST_HUMAN	601691981F1 NIH_MGC_7 Homo sapiens cDNA clone IMAGE:3945983 5'
2748	15453	28194	2.25	0.0E+00	5174486	NT	601335485F1 NIH_MGC_39 Homo sapiens cDNA clone IMAGE:3689564 5'
2748	15453	28195	2.25	0.0E+00	5174486	NT	601335485F1 NIH_MGC_39 Homo sapiens cDNA clone IMAGE:3689564 5'
2748	15453	28196	1.21	0.0E+00	8923441	NT	AV721647 HTB Homo sapiens cDNA clone HTBBYE09 5'
2748	15454		1.21	0.0E+00	8923441	NT	Homo sapiens spermatogenesis associated PD1 (KIAA0757) mRNA
2748	15454		1.21	0.0E+00	8923441	NT	Homo sapiens spermatogenesis associated PD1 (KIAA0757) mRNA
2748	15454		1.21	0.0E+00	8923441	NT	Homo sapiens spermatogenesis associated PD1 (KIAA0757) mRNA
2748	15454		1.21	0.0E+00	8923441	NT	Homo sapiens hypothetical protein FLJ20477 (FLJ20477), mRNA

Page 489 of 536  
Table 4  
Single Exon Probes Expressed in Brain

Probe SEQ ID NO:	Exon SEQ ID NO:	ORF SEQ ID NO:	Expression Signal	Most Similar (Top) Hit BLAST E Value	Top Hit Accession No.	Top Hit Database Source	Top Hit Descriptor
2749	15454	28197	1.21	0.0E+00	8923441	NT	Homo sapiens hypothetical protein FLJ20477 (FLJ20477), mRNA
2750	15455	28198	2.5	0.0E+00	AF280195.1	NT	Homo sapiens hypertension-related calcium-regulated gene mRNA, complete cds
2751	15456		13.89	0.0E+00	AV651066.1	EST_HUMAN	AV651066 GLC Homo sapiens cDNA clone GLCCLD07.3'
2752	15457	28199	3.13	0.0E+00	BF377897.1	EST_HUMAN	CM1-TN0141-250900-439-508 TN0141 Homo sapiens cDNA
2752	15457	28200	3.13	0.0E+00	BF377897.1	EST_HUMAN	CM1-TN0141-250900-439-508 TN0141 Homo sapiens cDNA
2756	15481	28203	33.8	0.0E+00	4757963	NT	Homo sapiens cerebellar degeneration-related protein (34kD) (CDR1) mRNA
2756	15481	28204	33.8	0.0E+00	4757963	NT	Homo sapiens cerebellar degeneration-related protein (34kD) (CDR1) mRNA
2760	15465	28209	2.58	0.0E+00	BE747193.1	EST_HUMAN	601580903F1 NIH_MGC_9 Homo sapiens cDNA clone IMAGE:3929472.5'
2771	15476		1.15	0.0E+00	AL163201.2	NT	Homo sapiens chromosome 21 segment HS21C001
2772	15477	28219	3.36	0.0E+00	BF514110.1	EST_HUMAN	UH-HBW1-armw-e-07-0.U1.s1 NCI_CGAP_Sub7 Homo sapiens cDNA clone IMAGE:3071340.3'
2778	15483		0.99	0.0E+00	4503098	NT	Homo sapiens chondroitin sulfate proteoglycan 4 (melanoma-associated) (CSPG4), mRNA
2784	15489	28227	2.1	0.0E+00	7705275	NT	Homo sapiens angiotensin-3 (ANG-3), mRNA
2784	15489	28228	2.1	0.0E+00	7705276	NT	Homo sapiens angiotensin-3 (ANG-3), mRNA
2785	15490	28229	4.67	0.0E+00	BF677694.1	EST_HUMAN	602085579F1 NIH_MGC_83 Homo sapiens cDNA clone IMAGE:4249915.5'
2791	15496	28237	1.75	0.0E+00	7427522	NT	Homo sapiens protein tyrosine phosphatase, receptor type, T (PTPRT), mRNA
2794	15499	28239	13.56	0.0E+00	AV725534.1	EST_HUMAN	AV725534 HTC Homo sapiens cDNA clone HTCCGA03.6'
2794	15499	28240	13.56	0.0E+00	AV725534.1	EST_HUMAN	AV725534 HTC Homo sapiens cDNA clone HTCCGA03.6'
2786	15501		7.61	0.0E+00	A1879163.1	EST_HUMAN	au55604.y1 Schneider fetal brain 00004 Homo sapiens cDNA clone IMAGE:2518663.5' similar to SW:R13A, HUMAN P40429 60S RIBOSOMAL PROTEIN L13A :
2789	15504	28245	5.41	0.0E+00	BF530661.1	EST_HUMAN	602071957F1 NCI_CGAP_Brn67 Homo sapiens cDNA clone IMAGE:4214679.5'
2800	15505	28246	5.55	0.0E+00	BE872768.1	EST_HUMAN	601450912F1 NIH_MGC_65 Homo sapiens cDNA clone IMAGE:3854642.5'
2802	15507	28247	1.6	0.0E+00	AU131494.1	EST_HUMAN	AU131494 NT2RP3 Homo sapiens cDNA clone NT2RP3002672.5'
2802	15507	28248	1.6	0.0E+00	AU131494.1	EST_HUMAN	AU131494 NT2RP3 Homo sapiens cDNA clone NT2RP3002672.5'
2803	15508	28249	20.25	0.0E+00	BE300344.1	EST_HUMAN	600944794F1 NIH_MGC_17 Homo sapiens cDNA clone IMAGE:2960806.5'
2803	15508	28250	20.25	0.0E+00	BE300344.1	EST_HUMAN	600944794F1 NIH_MGC_17 Homo sapiens cDNA clone IMAGE:2960806.5'
2809	12995	25634	4.22	0.0E+00	S76830.1	NT	glycoprotein D=Duffy group antigen [human, blood, Genomic DNA, 3068 nt]
2812	15515		4.35	0.0E+00	AB033281.1	NT	Homo sapiens BTRCP2 mRNA for F-box and WD-repeats protein isoform C, complete cds
2818	13491	26144	8.39	0.0E+00	AF264750.1	NT	Homo sapiens ALR-like protein mRNA, partial cds
2818	13491	26145	8.39	0.0E+00	AF264750.1	NT	Homo sapiens ALR-like protein mRNA, partial cds
2822	13776	26436	3.52	0.0E+00	4503202	NT	Homo sapiens cytochrome P450, subfamily 1 (dioxin-inducible), polypeptide 1 (glaucoma 3, primary infantile) (CYP1B1) mRNA
2822	13776	26437	3.52	0.0E+00	4503202	NT	Homo sapiens cytochrome P450, subfamily 1 (dioxin-inducible), polypeptide 1 (glaucoma 3, primary infantile) (CYP1B1) mRNA
2840	15508	28258	3.52	0.0E+00	X85980.1	NT	H.sapiens serine hydroxymethyltransferase pseudogene

Table 4

Single Exon Probes Expressed in Brain

Probe SEQ ID NO:	Exon SEQ ID NO:	ORF SEQ ID NO:	Expression Signal	Most Similar (Top) Hit BLAST E Value	Top Hit Accession No.	Top Hit Database Source	Top Hit Descriptor
2841	15609		1.34	0.0E+00	AF068624.1	NT	Homo sapiens 5-aminolevulinic synthase 2 (ALAS2) gene, complete cds
2843	15611		1.22	0.0E+00	AB040680.1	NT	Homo sapiens mRNA for KIAA1527 protein, partial cds
2849	15617	28263	2.81	0.0E+00	AL163201.2	NT	Homo sapiens chromosome 21 segment HS21C001
2862	15620	28286	2.63	0.0E+00	M91803.1	NT	Human sodium channel mRNA
2854	15622	28287	1.94	0.0E+00	M80802.1	NT	Human AHNAK nucleoprotein mRNA, 5' end
2857	15625	28289	1.29	0.0E+00	BE154504.1	EST_HUMAN	PMO-HT0343-281299-003-e02 HT0343 Homo sapiens cDNA
2857	15625	28270	1.28	0.0E+00	BE154504.1	EST_HUMAN	PMO-HT0343-281299-003-e02 HT0343 Homo sapiens cDNA
2859	15627		1.18	0.0E+00	X73428.1	NT	H.sapiens l38 gene for HLH type transcription factor
2860	15628		2.59	0.0E+00	AL163268.2	NT	Homo sapiens chromosome 21 segment HS21C068
2861	15629	28272	1.03	0.0E+00	7018584	NT	Homo sapiens zinc finger protein 221 (ZNF221), mRNA
2861	15629	28273	1.03	0.0E+00	7018584	NT	Homo sapiens zinc finger protein 221 (ZNF221), mRNA
2861	15629	28274	1.03	0.0E+00	7018584	NT	Homo sapiens zinc finger protein 221 (ZNF221), mRNA
2866	15633	28277	18.48	0.0E+00	D50657.1	NT	Homo sapiens gamma-cytoplasmic actin (ACTGP3) pseudogene
2866	15633	28278	18.48	0.0E+00	D50657.1	NT	Homo sapiens gamma-cytoplasmic actin (ACTGP3) pseudogene
2869	15638	28281	1.89	0.0E+00	AL096857.1	NT	Novel human mRNA from chromosome 1, which has similarities to BAT2 genes
2870	15637		7.2	0.0E+00	Y10658.1	NT	H.sapiens mRNA for nuclear DNA helicase II
2871	15638		1.42	0.0E+00	AF152303.1	NT	Homo sapiens probocadherin alpha C1 (PCDH-alpha-C1) mRNA, complete cds
2872	15639	28282	47.87	0.0E+00	4503470	NT	Homo sapiens eukaryotic translation elongation factor 1 alpha 1 (EEF1A1) mRNA
2872	15639	28283	47.87	0.0E+00	4503470	NT	Homo sapiens eukaryotic translation elongation factor 1 alpha 1 (EEF1A1) mRNA
2882	15649	28292	2.36	0.0E+00	4607280	NT	Homo sapiens serine/threonine kinase 9 (STK9) mRNA
2885	15652	28296	1.06	0.0E+00	AL047599.1	EST_HUMAN	DKFZp566G0621_r1 586 (synonym: huter1) Homo sapiens cDNA clone DKFZp566G0621
2886	15653	28297	0.97	0.0E+00	7661883	NT	Homo sapiens KIAA0054 gene product; Helicase (KIAA0054), mRNA
2886	15653	28298	0.97	0.0E+00	7661883	NT	Homo sapiens KIAA0054 gene product; Helicase (KIAA0054), mRNA
2887	15654		2.98	0.0E+00	4503098	NT	Homo sapiens chondroitin sulfate proteoglycan 4 (melanoma-associated) (CSPG4), mRNA
2890	15657	28300	5.46	0.0E+00	BE081896.1	EST_HUMAN	QV2-BT0636-130400-138-h03 BT0636 Homo sapiens cDNA
2890	15657	28301	5.46	0.0E+00	BE081896.1	EST_HUMAN	QV2-BT0636-130400-138-h03 BT0636 Homo sapiens cDNA
2897	15664	28312	2.09	0.0E+00	AL163206.2	NT	Homo sapiens chromosome 21 segment HS21C006
2897	15664	28313	2.09	0.0E+00	AL163206.2	NT	Homo sapiens chromosome 21 segment HS21C006
2905	15671		4.18	0.0E+00	Y19210.1	NT	Homo sapiens RHb5 gene for hair keratin, exons 1 to 9
2907	15673	28321	1.33	0.0E+00	4768279	NT	Homo sapiens EphA4 (EPHA4) mRNA
2908	15674	28322	20.94	0.0E+00	4503470	NT	Homo sapiens eukaryotic translation elongation factor 1 alpha 1 (EEF1A1) mRNA
2908	15674						h18d07.x1 NCI CGAP Bm25 Homo sapiens cDNA clone IMAGE:2167981 3' similar to TR:O16247
2909	15676	28323	1.91	0.0E+00	A1561002.1	EST_HUMAN	O16247 F44E7.2 PROTEIN ;



Table 4

Single Exon Probes Expressed in Brain

Probe SEQ ID NO:	Exon SEQ ID NO:	ORF SEQ ID NO:	Expression Signal	Most Similar (Top) Hit BLAST E Value	Top Hit Accession No.	Top Hit Database Source	Top Hit Descriptor
2909	15675	28324	1.81	0.0E+00	AI561002.1	EST_HUMAN	in18d07.x1 NCI_CGAP_Brm25 Homo sapiens cDNA clone IMAGE:2167981 3' similar to TR:O16247
2911	15677	28326	1.63	0.0E+00	P52740	SWISSPROT	O16247 F44E7.2 PROTEIN. ; ZINC FINGER PROTEIN 192
2912	15678	28327	2.01	0.0E+00	AF152938.1	NT	Homo sapiens protodactherin gamma C4 (PCDH-gamma-C4) mRNA, complete cds
2928	15694	28339	1.92	0.0E+00	AB033093.1	NT	Homo sapiens mRNA for KIAA1267 protein, partial cds
2928	15694	28340	1.92	0.0E+00	AB033093.1	NT	Homo sapiens mRNA for KIAA1267 protein, partial cds
2929	15695	28341	4.58	0.0E+00	AB040941.1	NT	Homo sapiens mRNA for KIAA1508 protein, partial cds
2929	15695	28342	4.58	0.0E+00	AB040941.1	NT	Homo sapiens mRNA for KIAA1508 protein, partial cds
2932	15698	28345	3.58	0.0E+00	7661903	NT	Homo sapiens KIAA0100 gene product (KIAA0100), mRNA
2932	15698	28346	3.58	0.0E+00	7661903	NT	Homo sapiens KIAA0100 gene product (KIAA0100), mRNA
2933	15699	28347	3.21	0.0E+00	5174574	NT	Homo sapiens myeloid/lymphoid or mixed-lineage leukemia (trithorax (Drosophila) homolog); translocated to, 4 (MLLT4) mRNA
2933	15699	28348	3.21	0.0E+00	5174574	NT	Homo sapiens myeloid/lymphoid or mixed-lineage leukemia (trithorax (Drosophila) homolog); translocated to, 4 (MLLT4) mRNA
2938	15703	28352	1.16	0.0E+00	BF110702.1	EST_HUMAN	7n40003.x1 NCI_CGAP_Lu24 Homo sapiens cDNA clone IMAGE:3567028 3' similar to TR:Q9VNLN1
2938	15703	28353	1.16	0.0E+00	BF110702.1	EST_HUMAN	7n40003.x1 NCI_CGAP_Lu24 Homo sapiens cDNA clone IMAGE:3567028 3' similar to TR:Q9VNLN1
2946	15712	28364	2.15	0.0E+00	4505084	NT	Q9VNLN1 CG17293 PROTEIN. ;
2946	15712	28365	2.15	0.0E+00	4505084	NT	Homo sapiens melanoma antigen, family B, 4 (MAGEB4), mRNA
2953	15719	28370	1.69	0.0E+00	4758827	NT	Homo sapiens melanoma antigen, family B, 4 (MAGEB4), mRNA
2954	15720		0.86	0.0E+00	X98494.1	NT	Homo sapiens neurxin III (NRXN3) mRNA
2957	15723	28373	2.38	0.0E+00	AB033034.1	NT	H. sapiens mRNA for M phase phosphoprotein 10
2958	15724	28374	5.56	0.0E+00	X15309.1	NT	H. sapiens NF-H gene, exon 4
2958	15724	28375	5.56	0.0E+00	X15309.1	NT	H. sapiens NF-H gene, exon 4
2959	15725	28376	7.64	0.0E+00	AF106275.1	NT	Homo sapiens immunoglobulin-like transcript 1c variant 4 (ILT1c) gene, exon 6
2973	15739		1.13	0.0E+00	AI149880.1	EST_HUMAN	gf43f09.x1 Soares testis_NHT Homo sapiens cDNA clone IMAGE:1762809 3'
2980	15746	28394	1.12	0.0E+00	4506118	NT	Homo sapiens prospero-related homeobox 1 (PROX1) mRNA
2981	15747	28395	2.85	0.0E+00	AB004884.1	NT	Homo sapiens mRNA for PKU-alpha, partial cds
2991	15757	28404	1.52	0.0E+00	7662273	NT	Homo sapiens KIAA0737 gene product (KIAA0737), mRNA
2993	15759	28406	3.75	0.0E+00	5729755	NT	Homo sapiens calcium channel, voltage-dependent, gamma subunit 3 (CACNG3), mRNA
2993	15759	28407	3.75	0.0E+00	5729755	NT	Homo sapiens calcium channel, voltage-dependent, gamma subunit 3 (CACNG3), mRNA
2997	15763	28412	1.1	0.0E+00	AB037852.1	NT	Homo sapiens mRNA for KIAA1491 protein, partial cds
3025	15791	28439	1.17	0.0E+00	IM74099.1	NT	Human displacement protein (CCAAT) mRNA

Page 492 of 536  
Table 4

Single Exon Probes Expressed in Brain

Probe SEQ ID NO:	Exon SEQ ID NO:	ORF SEQ ID NO:	Expression Signal	Most Similar (Top) Hit BLAST E Value	Top Hit Accession No.	Top Hit Database Source	Top Hit Descriptor
3033	15799	28445	0.71	0.0E+00	4508882	NT	Homo sapiens semenogelin I (SEMG1) mRNA
3039	15805		4.62	0.0E+00	AF195953.1	NT	Homo sapiens membrane-bound aminopeptidase P (XNPEP2) gene, complete cds
3042	15808	28454	3.74	0.0E+00	5579469	NT	Homo sapiens heat shock 70kD protein 1 (HSPA1A), mRNA
3042	15808	28455	3.74	0.0E+00	6579469	NT	Homo sapiens heat shock 70kD protein 1 (HSPA1A), mRNA
3044	15810		5.88	0.0E+00	AL359403.1	NT	Isoform 2 of a novel human mRNA from chromosome 22
3049	15815	28460	1.6	0.0E+00	AF017433.1	NT	Homo sapiens transcription factor CR53 (CR53) mRNA, partial cds
							Homo sapiens transcription factor IGHM enhancer 3, JM11 protein, JM4 protein, JM5 protein, T54 protein, JM10 protein, A4 differentiation-dependent protein, triple LIM domain protein 6, and synaptophysin genes, complete cds; and L-type calcium channel $\alpha$
3052	15818		1.98	0.0E+00	AF188779.1	NT	Homo sapiens chloride channel CLC4 (CLC4) mRNA, complete cds
3068	15832	28475	1.19	0.0E+00	AF170492.1	NT	Homo sapiens germline gene 16.1 for Ig lambda L-chain C region (IgL-C16.1)
3074	15840	28483	2.8	0.0E+00	X03529.1	NT	Human germline gene 16.1 for Ig lambda L-chain C region (IgL-C16.1)
3080	15845		1.54	0.0E+00	AF199355.1	NT	Homo sapiens F-box protein FBL5 (FBL5) mRNA, complete cds
3084	15849	28490	1.72	0.0E+00	AF064599.1	NT	Homo sapiens melanoma-associated antigen (MAGE-C1) gene, complete cds
3104	15869	28509	3.2	0.0E+00	AF265208.1	NT	Homo sapiens SWI-SNF complex protein p270 mRNA, partial cds
3105	15870	28510	7.83	0.0E+00	AF149773.1	NT	Homo sapiens NOD1 protein (NOD1) gene, exons 1, 2, and 3
3110	15875	28514	3.42	0.0E+00	7662139	NT	Homo sapiens KIAA0469 gene product (KIAA0469), mRNA
3111	15876	28515	1.21	0.0E+00	AF042075.1	NT	Homo sapiens olfactory receptor-like protein (OLFR 42B) gene, OLFR 42B-9110 allele, partial cds
							Homo sapiens potassium voltage-gated channel, Shab-related subfamily, member 1 (KCNB1) mRNA
3136	15902	28547	3.74	0.0E+00	4826783	NT	Homo sapiens potassium voltage-gated channel, Shab-related subfamily, member 1 (KCNB1) mRNA
3148	15911	28566	26.91	0.0E+00	L20941.1	NT	Human ferritin heavy chain mRNA, complete cds
3151	15914	28559	1.32	0.0E+00	AB011121.1	NT	Homo sapiens mRNA for KIAA0549 protein, partial cds
3151	15914	28560	1.32	0.0E+00	AB011121.1	NT	Homo sapiens mRNA for KIAA0549 protein, partial cds
							ye32f03.s1 Stratagene lung (#937210) Homo sapiens cDNA clone IMAGE:119463 3' similar to SP-S29639
3158	15921	28567	8.63	0.0E+00	T94870.1	EST_HUMAN	S29539 BASIC PROTEIN, 23K -;
3172	15935	28584	0.98	0.0E+00	BF243336.1	EST_HUMAN	601878607F1 NIH_MGC_56 Homo sapiens cDNA clone IMAGE:4107433 5'
3178	15941	28591	4.39	0.0E+00	X98922.1	NT	H. sapiens mRNA for gamma-glutamyltransferase
3178	15941	28592	4.39	0.0E+00	X98922.1	NT	H. sapiens mRNA for gamma-glutamyltransferase
3178	15941	28592	4.39	0.0E+00	4758827	NT	Homo sapiens neurexin III (NRXN3) mRNA
3187	15950	28601	1.31	0.0E+00	4758827	NT	Homo sapiens neurexin III (NRXN3) mRNA
3187	15950	28602	1.31	0.0E+00	4758827	NT	Homo sapiens interleukin 1 receptor, type I (L1R1) mRNA
3195	15958	28610	8.46	0.0E+00	4504658	NT	Homo sapiens nuclear phosphoprotein B23 (NPM1) mRNA, complete cds
3211	15974	28626	3.25	0.0E+00	M28699.1	NT	Homo sapiens solute carrier family 25 (mitochondrial carrier; adenine nucleotide translocator), member 5 (SLC25A6), nuclear gene encoding mitochondrial protein, mRNA
							Homo sapiens CREB binding protein (Rubshtain-Taybi syndrome) (CREBBP) mRNA
3214	15977	28628	1.96	0.0E+00	4502098	NT	
3220	15983	28636	0.85	0.0E+00	4758055	NT	

Page 493 of 536  
Table 4

Single Exon Probes Expressed in Brain

Probe SEQ ID NO:	Exon SEQ ID NO:	ORF SEQ ID NO:	Expression Signal	Most Similar (Top) Hit BLAST E Value	Top Hit Accession No.	Top Hit Database Source	Top Hit Descriptor
3220	15983	28637	0.85	0.0E+00	4758055	NT	Homo sapiens CREB binding protein (Rubinstein-Taybi syndrome) (CREBBP) mRNA
3222	15985	28638	3.07	0.0E+00	AA774783.1	EST_HUMAN	ae87b11.s1 Stragatene schizo brain S11 Homo sapiens cDNA clone IMAGE:971133 3'
3230	15983	28646	5.43	0.0E+00	AF286598.1	NT	Homo sapiens angiotensin binding protein 1 mRNA, complete cds
3230	15983	28647	5.43	0.0E+00	AF286598.1	NT	Homo sapiens angiotensin binding protein 1 mRNA, complete cds
3242	16004	28653	1.36	0.0E+00	4557590	NT	Homo sapiens fibrillin 1 (Marfan syndrome) (FBN1) mRNA
3248	16010	28661	1	0.0E+00	4507720	NT	Homo sapiens titin (TTN) mRNA
3255	16017	28661	5.8	0.0E+00	M65189.1	NT	Human connexin 43 processed pseudogene
3256	16018	28668	1.28	0.0E+00	AF019413.1	NT	Homo sapiens HLA class III region containing tenascin X (tenascin-X) gene, partial cds; cytochrome P450 21-hydroxylase (CYP21B), complement component C4 (C4B) G11, helicase (SKI2W), RD, complement factor B (Bf), and complement component C2 (C2) genes, >
3258	16020	28670	3.96	0.0E+00	AF055084.1	NT	Homo sapiens very large G-protein coupled receptor-1 (VLGR1) mRNA, complete cds
3261	16023	28672	1.11	0.0E+00	7662125	NT	Homo sapiens KIAA0440 protein (KIAA0440), mRNA
3261	16023	28673	1.11	0.0E+00	7662125	NT	Homo sapiens KIAA0440 protein (KIAA0440), mRNA
3269	17875	28680	2.09	0.0E+00	4502014	NT	Homo sapiens A kinase (PKA) anchor protein 1 (AKAP1), mRNA
3269	17875	28681	2.09	0.0E+00	4502014	NT	Homo sapiens A kinase (PKA) anchor protein 1 (AKAP1), mRNA
3285	16046	28696	2.25	0.0E+00	AF285208.1	NT	Homo sapiens SWI-SNF complex protein p270 mRNA, partial cds
3286	16047	28696	1.17	0.0E+00	8923624	NT	Homo sapiens hypothetical protein FLJ20695 (FLJ20695), mRNA
3297	16059	28708	1.22	0.0E+00	7657038	NT	Homo sapiens death receptor 6 (DR6), mRNA
3300	16062	28710	1.09	0.0E+00	AA694842.1	EST_HUMAN	Homo sapiens s1 NCL_CGAP_Br2 Homo sapiens cDNA clone IMAGE:1632038 3'
3309	16069	28718	1.18	0.0E+00	4885312	NT	Homo sapiens G protein-coupled receptor 24 (GPR24), mRNA
3318	16078	28728	1.99	0.0E+00	AI589294.1	EST_HUMAN	t58708.x2 NCL_CGAP_Pan1 Homo sapiens cDNA clone IMAGE:222835 3' similar to SW.RL.11_RAT
3326	16086	28736	2.33	0.0E+00	AF128893.1	NT	P25121 60S RIBOSOMAL PROTEIN L11. ;contains Alu repetitive element;
3326	16086	28737	2.33	0.0E+00	AF128893.1	NT	Homo sapiens telomerase reverse transcriptase (TERT) gene, exons 1-6
3327	16087	28738	1.22	0.0E+00	7657213	NT	Homo sapiens telomerase reverse transcriptase (TERT) gene, exons 1-6
3327	16087	28739	1.22	0.0E+00	7657213	NT	Homo sapiens telomerase reverse transcriptase (TERT) gene, exons 1-6
3329	16089	28741	1.27	0.0E+00	4502582	NT	Homo sapiens caspase 8, apoptosis-related cysteine protease (CASP8) mRNA
3329	16089	28742	1.27	0.0E+00	4502582	NT	Homo sapiens caspase 8, apoptosis-related cysteine protease (CASP8) mRNA
3333	16093	28745	9.77	0.0E+00	AF111163.1	NT	Homo sapiens pyrin (MEFV) gene, complete cds
3335	16095	28747	1.28	0.0E+00	AB040940.1	NT	Homo sapiens pyrin (MEFV) gene, complete cds
3342	16101	28753	0.84	0.0E+00	BE779039.1	EST_HUMAN	Homo sapiens pyrin (MEFV) gene, complete cds
3352	16112	28767	0.72	0.0E+00	AI632569.1	EST_HUMAN	Homo sapiens pyrin (MEFV) gene, complete cds
3391	16150	28804	4.44	0.0E+00	AU123664.1	EST_HUMAN	Homo sapiens pyrin (MEFV) gene, complete cds

Page 494 of 536  
Table 4

Single Exon Probes Expressed in Brain

Probe SEQ ID NO:	Exon SEQ ID NO:	ORF SEQ ID NO:	Expression Signal	Most Similar (Top) Hit BLAST E Value	Top Hit Accession No.	Top Hit Database Source	Top Hit Descriptor
3398	16156	28807	0.95	0.0E+00	7363436	NT	Homo sapiens olfactory receptor, family 10, subfamily C, member 1 (OR10C1), mRNA
3398	16156	28808	0.95	0.0E+00	7363436	NT	Homo sapiens olfactory receptor, family 10, subfamily C, member 1 (OR10C1), mRNA
3401	16159	28810	1.36	0.0E+00	7706239	NT	Homo sapiens neuroblastoma-amplified protein (LOC51594), mRNA
3402	16160	28811	1.42	0.0E+00	AF211189.1	NT	Homo sapiens T-type calcium channel alpha1 subunit Alpha1-a isoform (CACNA1I) mRNA, complete cds
3406	16164		0.99	0.0E+00	AW887015.1	EST_HUMAN	MIR1-SN0033-100400-001-c08 SN0033 Homo sapiens cDNA
3418	16175	28824	1.66	0.0E+00	7662401	NT	Homo sapiens KIAA0952 protein (KIAA0952), mRNA
3418	16175	28825	1.66	0.0E+00	7662401	NT	Homo sapiens KIAA0952 protein (KIAA0952), mRNA
3419	16176	28826	1.34	0.0E+00	4502398	NT	Homo sapiens beaded filament structural protein 1, filensin (BFSP1) mRNA
3421	16178	28827	5.37	0.0E+00	5803087	NT	Homo sapiens leukocyte immunoglobulin-like receptor, subfamily A (with TM domain), member 2 (LILRA2), mRNA
3430	15441	28179	1.75	0.0E+00	AF110763.1	NT	Homo sapiens skeletal muscle LIM-protein 1 (FHL-1) gene, complete cds
3435	16191	28840	2.4	0.0E+00	7657038	NT	Homo sapiens death receptor 6 (DR6), mRNA
3438	16194	28844	5.47	0.0E+00	K02380.1	NT	Bacteriophage P1 replication region including repA, parA, and parB genes and IncA, IncB, and IncC incompatibility determinants
3440	16196	28846	1.5	0.0E+00	7427522	NT	Homo sapiens protein tyrosine phosphatase, receptor type, T (PTPRT), mRNA
3448	16204	28853	3.54	0.0E+00	A1935159.1	EST_HUMAN	wp14d10.x1 NCI_CGAP_Lu19 Homo sapiens cDNA clone IMAGE:2464819 3' similar to TR:O73634 O73634 NEURAL CELL ADHESION MOLECULE.;
3448	16204	28854	3.54	0.0E+00	A1935159.1	EST_HUMAN	wp14d10.x1 NCI_CGAP_Lu19 Homo sapiens cDNA clone IMAGE:2464819 3' similar to TR:O73634 O73634 NEURAL CELL ADHESION MOLECULE.;
3452	16208	28859	2.48	0.0E+00	AJ278120.1	NT	Homo sapiens mRNA for putative ankyrin-repeat containing protein (ORF1)
3459	16215	28868	1.82	0.0E+00	6552332	NT	Homo sapiens v-fos FBJ murine osteosarcoma viral oncogene homolog (FOS), mRNA
3459	16215	28869	1.82	0.0E+00	6552332	NT	Homo sapiens v-fos FBJ murine osteosarcoma viral oncogene homolog (FOS), mRNA
3464	16220	28874	1.31	0.0E+00	M14123.1	NT	Human endogenous retrovirus HERV-K10
3470	16226	28880	5.4	0.0E+00	U43293.1	NT	Human MDS1A (AML1/AF4) fusion) mRNA, partial cds
3475	16231	28884	1.18	0.0E+00	9568718	NT	Homo sapiens hypothetical protein (AF038169), mRNA
3475	16231	28885	1.18	0.0E+00	9568718	NT	Homo sapiens hypothetical protein (AF038169), mRNA
3479	16235	28890	1.84	0.0E+00	AF045452.1	NT	Homo sapiens cell-line KG1 transcriptional regulatory protein p54 mRNA, complete cds
3479	16235	28891	1.84	0.0E+00	AF045452.1	NT	Homo sapiens cell-line KG1 transcriptional regulatory protein p54 mRNA, complete cds
3484	16241	28898	1.12	0.0E+00	AF231922.1	NT	Homo sapiens chromosome 21 unknown mRNA
3496	16252	28905	2.21	0.0E+00	BE304791.1	EST_HUMAN	601143853F1 NIH_MGC_15 Homo sapiens cDNA clone IMAGE:3051373 5'
3496	16252	28906	2.21	0.0E+00	BE304791.1	EST_HUMAN	601143853F1 NIH_MGC_15 Homo sapiens cDNA clone IMAGE:3051373 5'
3499	16255	28909	0.92	0.0E+00	4826795	NT	Homo sapiens potassium voltage-gated channel, Isk-related family, member 2 (KONE2) mRNA

Page 495 of 536  
Table 4

Single Exon Probes Expressed in Brain

Probe SEQ ID NO:	Exon SEQ ID NO:	ORF SEQ ID NO:	Expression Signal	Most Similar (Top) Hit BLAST E Value	Top Hit Accession No.	Top Hit Database Source	Top Hit Descriptor
3504	16280	28914	0.89	0.0E+00	AI384007.1	EST_HUMAN	lc55g12.x1 Soares_NhhHMPu_S1 Homo sapiens cDNA clone IMAGE:2086742 3' similar to TR:O00498
3507	16283	28917	1.11	0.0E+00	M10976.1	NT	O00498 MYASTHENIA GRAVIS AUTOANTIGEN GRAVIN ;
3529	16285	28940	1.29	0.0E+00	AV701869.1	EST_HUMAN	Human endogenous retroviral DNA (4-1), complete retroviral segment
3530	16286	28941	0.85	0.0E+00	4506884	NT	AV701869 ADB Homo sapiens cDNA clone ADBDAH06 5'
3531	16287	28941	1.74	0.0E+00	AF078868.1	NT	Homo sapiens sementogelin II (SEMIG2) mRNA
3539	16295	28946	1.49	0.0E+00	AL133204.1	NT	Homo sapiens homologous yeast-44.2 protein mRNA, complete cds
3542	16297	28948	1.21	0.0E+00	AB040909.1	NT	Novel human gene mapping to chromosome X
3561	16316	28963	1.37	0.0E+00	6997248	NT	Homo sapiens mRNA for KIAA1476 protein, partial cds
3561	16316	28963	1.37	0.0E+00	6997248	NT	Homo sapiens sal (Drosophila)-like 1 (SALL1), mRNA
3561	16316	28964	1.37	0.0E+00	6997248	NT	Homo sapiens sal (Drosophila)-like 1 (SALL1), mRNA
3562	16317		0.69	0.0E+00	AI081907.1	EST_HUMAN	ox77c1.x1 Soares_NhhHMPu_S1 Homo sapiens cDNA clone IMAGE:1662356 3' similar to WP:T19B4.4 CE13742 ;
3564	16319	28967	1.04	0.0E+00	6326463	NT	Homo sapiens butyrophilin, subfamily 3, member A3 (BTN3A3), mRNA
3569	16324		4.17	0.0E+00	AW852217.1	EST_HUMAN	QV0-C10225-230300-169-e01 CT0225 Homo sapiens cDNA
3576	16331		0.78	0.0E+00	AF118946.1	NT	Homo sapiens gamma-glutamylcysteine synthetase (GLCLC) gene, partial cds
3577	16332	28976	6.46	0.0E+00	BF676393.1	EST_HUMAN	602084593F1 NIH_MGC_83 Homo sapiens cDNA clone IMAGE:4248566 5'
3589	16343	28988	0.9	0.0E+00	AW937977.1	EST_HUMAN	QV0-D10047-170200-123-g01 DT0047 Homo sapiens cDNA
3603	16356	28996	0.74	0.0E+00	BF672054.1	EST_HUMAN	602152486F1 NIH_MGC_81 Homo sapiens cDNA clone IMAGE:4283645 5'
3603	16356	28997	0.74	0.0E+00	BF672054.1	EST_HUMAN	602152486F1 NIH_MGC_81 Homo sapiens cDNA clone IMAGE:4283645 5'
3604	16357		0.95	0.0E+00	4826967	NT	Homo sapiens retinoblastoma-binding protein 2 (RBBP2) mRNA
3606	16359	28999	1.08	0.0E+00	AW664693.1	EST_HUMAN	h184g01.x1 Soares_NFL_T_GBC_S1 Homo sapiens cDNA clone IMAGE:2979024 3'
3606	16359	29000	1.08	0.0E+00	AW664693.1	EST_HUMAN	h184g01.x1 Soares_NFL_T_GBC_S1 Homo sapiens cDNA clone IMAGE:2979024 3'
3609	16362	29004	1.42	0.0E+00	4826763	NT	Homo sapiens heparan sulfate (glucosaminine) 3-O-sulfotransferase 1 (HS3ST1) mRNA
3611	16364	29007	0.93	0.0E+00	7662319	NT	Homo sapiens KIAA0808 gene product (KIAA0808), mRNA
3621	16374	29015	0.82	0.0E+00	4557752	NT	Homo sapiens midline 1 (Opitz/BBB syndrome) (MID1) mRNA
3621	16374	29016	0.82	0.0E+00	4557752	NT	Homo sapiens midline 1 (Opitz/BBB syndrome) (MID1) mRNA
3638	16391	29030	2.67	0.0E+00	D87327.1	NT	Homo sapiens mRNA for G protein-coupled inward rectifier potassium channel, complete cds
3642	16395		33.2	0.0E+00	7669491	NT	Homo sapiens glyceraldehyde-3-phosphate dehydrogenase (GAPD), mRNA
3658	16411	29049	2.6	0.0E+00	AB026542.1	NT	Homo sapiens WAVE2 mRNA for WASP-family protein, complete cds
3660	16413	29051	3.38	0.0E+00	AF124250.1	NT	Homo sapiens SH2-containing protein Nsp2 mRNA, complete cds
3660	16413	29052	3.38	0.0E+00	AF124250.1	NT	Homo sapiens SH2-containing protein Nsp2 mRNA, complete cds
3668	16421	29061	1.85	0.0E+00	AL163204.2	NT	Homo sapiens SH2-containing protein Nsp2 mRNA, complete cds
3668	16421	29062	1.85	0.0E+00	AL163204.2	NT	Homo sapiens SH2-containing protein Nsp2 mRNA, complete cds
3671	16424	29065	1.62	0.0E+00	AW851714.1	EST_HUMAN	Homo sapiens chromosome 21 segment HS21C004 MR2-CT0222-281098-005-e05 CT0222 Homo sapiens cDNA

Single Exon Probes Expressed in Brain

Probe SEQ ID NO:	Exon SEQ ID NO:	ORF SEQ ID NO:	Expression Signal	Most Similar (Top) Hit BLAST E Value	Top Hit Accession No.	Top Hit Database Source	Top Hit Descriptor
3673	16426	29067	1.53	0.0E+00	5729928	NT	Homo sapiens matrix metalloproteinase 24 (membrane-inserted) (MMP24), mRNA
3675	16428	29069	1.81	0.0E+00	AB018339.1	NT	Homo sapiens mRNA for KIAA0796 protein, partial cds
3677	16430	29071	1.1	0.0E+00	AB020717.1	NT	Homo sapiens mRNA for KIAA0910 protein, partial cds
3677	16430	29072	1.1	0.0E+00	AB020717.1	NT	Homo sapiens mRNA for KIAA0910 protein, partial cds
3679	16432	29074	22.21	0.0E+00	7662237	NT	Homo sapiens KIAA0670 protein/acinus (KIAA0670), mRNA
3679	16432	29075	22.21	0.0E+00	7662237	NT	Homo sapiens KIAA0670 protein/acinus (KIAA0670), mRNA
3692	16445	29084	4.35	0.0E+00	AW298134.1	EST_HUMAN	U1-H-BW0-ajs-e-12-0-U1.s1 NCI_CGAP_Sub6 Homo sapiens cDNA clone IMAGE:2733022 3'
3692	16445	29085	4.35	0.0E+00	AW298134.1	EST_HUMAN	U1-H-BW0-ajs-e-12-0-U1.s1 NCI_CGAP_Sub6 Homo sapiens cDNA clone IMAGE:812498 5' similar to aa05g01.t1 Soares_NhHMPu_S1 Homo sapiens cDNA clone IMAGE:812498 5' similar to SW:KRB4_SHEEP P02445 KERATIN, HIGH-SULFUR MATRIX PROTEIN, IIB4. [1]:
3714	16487	29105	1.08	0.0E+00	AA463659.1	EST_HUMAN	Homo sapiens mRNA for KIAA0903 protein, partial cds
3718	16471	29109	1.14	0.0E+00	AB020710.1	NT	Homo sapiens similar to rat integral membrane glycoprotein POM121 (POM121L1), mRNA
3720	16474	29111	3.31	0.0E+00	7657468	NT	Homo sapiens mRNA for KIAA1414 protein, partial cds
3721	16482	29120	0.82	0.0E+00	AB037835.1	NT	Homo sapiens KIAA0569 gene product (KIAA0569), mRNA
3742	16495	29130	4.9	0.0E+00	7652183	NT	Homo sapiens ribosomal protein S2 (RPS2) mRNA
3745	16498	29133	4.29	0.0E+00	4506718	NT	Homo sapiens v-ets avian erythroblastosis virus E26 oncogene related (ERG), mRNA
3751	16503	29138	1.08	0.0E+00	7657065	NT	Homo sapiens v-ets avian erythroblastosis virus E26 oncogene related (ERG), mRNA
3751	16503	29139	1.08	0.0E+00	7657065	NT	Homo sapiens v-ets avian erythroblastosis virus E26 oncogene related (ERG), mRNA
3800	16552	29185	0.71	0.0E+00	AF195658.1	NT	Homo sapiens DNA mismatch repair protein (MLH3) gene, complete cds
3802	16554	29187	2.88	0.0E+00	AF179733.1	NT	Pan troglodytes olfactory receptor (PTR208) gene, partial cds
3804	16556	29188	2.3	0.0E+00	7657468	NT	Homo sapiens similar to rat integral membrane glycoprotein POM121 (POM121L1), mRNA
3804	16556	29188	2.3	0.0E+00	7657468	NT	Homo sapiens similar to rat integral membrane glycoprotein POM121 (POM121L1), mRNA
3808	16560	29194	1.24	0.0E+00	4759011	NT	Homo sapiens similar to rat integral membrane glycoprotein POM121 (POM121L1), mRNA
3809	16561	29194	1.01	0.0E+00	10181139	NT	Homo sapiens similar to rat integral membrane glycoprotein POM121 (POM121L1), mRNA
3812	16564	29197	1.01	0.0E+00	AI377699.1	EST_HUMAN	Homo sapiens similar to rat integral membrane glycoprotein POM121 (POM121L1), mRNA
3813	16565	29198	1.97	0.0E+00	AF152496.1	NT	Homo sapiens protocadherin beta 3 (PCDH-beta3) mRNA, complete cds
3814	16566	29198	1.14	0.0E+00	4758189	NT	Homo sapiens desmoplakin (DPI, DP1) (DSP) mRNA
3818	16570	29202	10.39	0.0E+00	S78685.1	NT	Homo sapiens ATP-sensitive inwardly rectifying K-channel subunit (KCNJ6/BIR1) gene, complete cds
3819	16571	29203	2.22	0.0E+00	7710148	NT	Homo sapiens methyl CpG binding protein 2 (MECP2), mRNA
3820	16572	29204	6.03	0.0E+00	7652183	NT	Homo sapiens KIAA0569 gene product (KIAA0569), mRNA
3824	16576	29207	1.23	0.0E+00	AF069601.2	NT	Homo sapiens myosin light chain kinase isoform 2 (MLCK) mRNA, complete cds
3824	16576	29208	1.23	0.0E+00	AF069601.2	NT	Homo sapiens myosin light chain kinase isoform 2 (MLCK) mRNA, complete cds
3829	16580	29213	0.97	0.0E+00	AB001523.1	NT	Homo sapiens gene for TMEI1 and PWP2, complete and partial cds
3829	16580	29214	0.97	0.0E+00	AB001523.1	NT	Homo sapiens gene for TMEI1 and PWP2, complete and partial cds

Page 497 of 536  
Table 4  
Single Exon Probes Expressed in Brain

Probe SEQ ID NO:	Exon SEQ ID NO:	ORF SEQ ID NO:	Expression Signal	Most Similar (Top) Hit BLAST E Value	Top Hit Accession No.	Top Hit Database Source	Top Hit Descriptor
3831	16582	28216	1.12	0.0E+00	6812735	NT	Homo sapiens transient receptor potential channel 5 (TRPC5), mRNA
3835	16586	28222	6.16	0.0E+00	4503178	NT	Homo sapiens chromosome X open reading frame 5 (CXORF5) mRNA
3836	16586	28223	6.16	0.0E+00	4503178	NT	Homo sapiens chromosome X open reading frame 5 (CXORF5) mRNA
3837	16588	28226	4.04	0.0E+00	U09412.1	NT	Human zinc finger protein ZNF134 mRNA, complete cds
3838	16589	28227	0.69	0.0E+00	AF114488.1	NT	Homo sapiens intersectin short isoform (ITSN) mRNA, complete cds
3841	16592	28229	2.96	0.0E+00	4826783	NT	Homo sapiens potassium voltage-gated channel, Shab-related subfamily, member 1 (KCNB1) mRNA
3844	16595	28232	1.05	0.0E+00	AF012815.1	NT	Homo sapiens familial mental retardation protein 2 (FMR2) gene, exon 11
3845	16596	28233	1.43	0.0E+00	4759171	NT	Homo sapiens SC35-interacting protein 1 (SRRP129), mRNA
3847	16598	28235	0.74	0.0E+00	AF098117.1	NT	Homo sapiens amphiphysin gene, partial cds
3856	16606	28244	2.16	0.0E+00	A1864727.1	EST_HUMAN	wk01f01.x1 NCI_CGAP_Lym12 Homo sapiens cDNA clone IMAGE:2411065 3' similar to TR:O43340
3859	16609	28248	4.24	0.0E+00	4506742	NT	O43340 R28830_2; contains element PTR7 repetitive element;
3862	16612	28251	1.35	0.0E+00	AL040338.1	EST_HUMAN	DKFZp434N0413_1 434 (synonym: htes3) Homo sapiens cDNA clone DKFZp434N0413 5'
3867	16617	28256	1.28	0.0E+00	6005887	NT	Homo sapiens AP1 gamma subunit binding protein 1 (AP1GBP1), mRNA
3867	16617	28257	1.28	0.0E+00	6005887	NT	Homo sapiens AP1 gamma subunit binding protein 1 (AP1GBP1), mRNA
3869	16619	28259	3.22	0.0E+00	4504138	NT	Homo sapiens glutamate receptor, metabotropic 3 (GRM3) mRNA
3871	16621	28261	1.82	0.0E+00	4505078	NT	Homo sapiens melanoma antigen, family B, 1 (MAGEB1) mRNA
3875	16625	28263	1.18	0.0E+00	AF149412.1	NT	Homo sapiens HBP17 heparin-binding and FGF-binding protein gene, complete cds
3884	16634	28273	1.2	0.0E+00	4506758	NT	Homo sapiens tyrosine receptor 3 (RYR3) mRNA
3888	16638	28277	1.47	0.0E+00	4588642	NT	Homo sapiens zinc finger protein (KIAA0412) mRNA
3896	16646	28286	1.18	0.0E+00	BF355295.1	EST_HUMAN	RC3-HT0860-170800-011-e12 HT0860 Homo sapiens cDNA
3898	16648	28288	1.05	0.0E+00	AW888221.1	EST_HUMAN	MXRA5 Human matrix tissue expression library Homo sapiens cDNA clone Inocyte 1988726 similar to MXRA5 Matrix remodeling associated gene 5
3898	16648	28289	1.05	0.0E+00	AW888221.1	EST_HUMAN	MXRA5 Human matrix tissue expression library Homo sapiens cDNA clone Inocyte 1988726 similar to MXRA5 Matrix remodeling associated gene 5
3904	16654	28295	1.82	0.0E+00	AF128533.1	NT	Homo sapiens F-box protein Fbl3b (FBL3B) mRNA, partial cds
3907	16657	28298	1	0.0E+00	AW451308.1	EST_HUMAN	U1-HB19-ah-g-07-Q-U1.s1 NCI_CGAP_Sub5 Homo sapiens cDNA clone IMAGE:2736949 3'
3912	16662	28303	2.81	0.0E+00	BE378602.1	EST_HUMAN	601236966F1 NIH_MGC_44 Homo sapiens cDNA clone IMAGE:3608900 5'
3920	16670	28311	0.92	0.0E+00	AW580740.1	EST_HUMAN	PM3-LT0031-100100-003-H09 LT0031 Homo sapiens cDNA
3922	16672	28312	2.49	0.0E+00	5360215	NT	Homo sapiens iduronate 2-sulfatase (Hunter syndrome) (IDS), transcript variant 1, mRNA
3923	16673	28313	0.98	0.0E+00	BE264998.1	EST_HUMAN	601193827F1 NIH_MGC_7 Homo sapiens cDNA clone IMAGE:3537774 5'
3923	16673	28314	0.98	0.0E+00	BE264998.1	EST_HUMAN	601193827F1 NIH_MGC_7 Homo sapiens cDNA clone IMAGE:3537774 5'
3952	16702	28339	1.42	0.0E+00	U10991.1	NT	Human G2 protein mRNA, partial cds

Table 4  
Single Exon Probes Expressed in Brain

Probe SEQ ID NO:	Exon SEQ ID NO:	ORF SEQ ID NO:	Expression Signal	Most Similar (Top) Hit BLAST E Value	Top Hit Accession No.	Top Hit Database Source	Top Hit Descriptor
3952	16702	29340	1.42	0.0E+00	U10891.1	NT	Human G2 protein mRNA, partial cds
3952	16702	29341	1.42	0.0E+00	U10891.1	NT	Human G2 protein mRNA, partial cds
3957	16706	29344	4.69	0.0E+00	AF116195.1	NT	Homo sapiens cancer-testis antigen CT10 (CT10) gene, complete cds
3957	16706	29345	4.69	0.0E+00	AF116195.1	NT	Homo sapiens cancer-testis antigen CT10 (CT10) gene, complete cds
3966	16715		4.39	0.0E+00	M23910.1	NT	Human MHC class II lymphocyte antigen DPw4-beta-2 pseudogene, exon 2
3968	16717		5.74	0.0E+00	AL163303.2	NT	Homo sapiens chromosome 21 segment HS21C103
3975	16724	29359	1.35	0.0E+00	AL118494.1	NT	Novel human gene mapping to chromosome 20
3979	16727	29361	3.22	0.0E+00	AL118494.1	NT	Homo sapiens chromosome 21 segment HS21C084
3987	16735	29369	1.71	0.0E+00	AL163288.2	NT	Homo sapiens chromosome 21 segment HS21C068
3989	16747		27.98	0.0E+00	4503470	NT	Homo sapiens eukaryotic translation elongation factor 1 alpha 1 (EEF1A1) mRNA
4003	16750		1.15	0.0E+00	A1657076.1	EST_HUMAN	tt55g08.x1 NCI_CGAP_GC6 Homo sapiens cDNA clone IMAGE:2244734 3' similar to TR:060309 O60309 KIAA0563 PROTEIN.:
4005	16761	29382	2.97	0.0E+00	7682183	NT	Homo sapiens KIAA0569 gene product (KIAA0569), mRNA
4006	16762	29383	2.65	0.0E+00	U09366.1	NT	Human zinc finger protein ZNF133
4013	16759	29387	0.95	0.0E+00	AW339490.1	EST_HUMAN	xz91e10.x1 NCI_CGAP_Lu24 Homo sapiens cDNA clone IMAGE:2871594 5'
4024	16769	29401	6.33	0.0E+00	AB015610.1	NT	Chlorocebus aethiops mRNA for ribosomal protein S4X, complete cds
4033	16778		3.72	0.0E+00	AJ238617.1	NT	Homo sapiens mRNA for UGA suppressor RNA-associated antigenic protein (fRNA48 gene)
4045	16790	29418	1.32	0.0E+00	AB002314.2	NT	Homo sapiens mRNA for KIAA0316 protein, partial cds
4046	16791	29419	1.04	0.0E+00	AL163203.2	NT	Homo sapiens chromosome 21 segment HS21C003
4047	16792	29420	1.18	0.0E+00	AF036943.1	NT	Homo sapiens myelin transcription factor 1-like (MT1L) mRNA, complete cds
4048	16793	29421	2.65	0.0E+00	AJ277276.1	NT	Homo sapiens mRNA for rape-2 (rape gene)
4048	16793	29422	2.65	0.0E+00	AJ277276.1	NT	Homo sapiens mRNA for rape-2 (rape gene)
4054	16799	29429	6.29	0.0E+00	5032026	NT	Homo sapiens retinoblastoma-binding protein 4 (RBBP4) mRNA
4054	16799	29430	6.29	0.0E+00	5032026	NT	Homo sapiens retinoblastoma-binding protein 4 (RBBP4) mRNA
4069	16813	29442	4.7	0.0E+00	4885306	NT	Homo sapiens G protein-coupled receptor 21 (GPR21), mRNA
4070	16814	29443	5.88	0.0E+00	AB006625.1	NT	Homo sapiens mRNA for KIAA0287 gene, partial cds
4073	16817	29444	1.11	0.0E+00	4758807	NT	Homo sapiens ras GTPase activating protein-like (NGAP) mRNA
4074	16818	29445	5.87	0.0E+00	11419297	NT	Homo sapiens IMP (inosine monophosphate) dehydrogenase 1 (IMPDH1), mRNA
4075	16819	29446	1.94	0.0E+00	AL096857.1	NT	Novel human mRNA from chromosome 1, which has similarities to BAT2 genes
4082	16826	29453	2.71	0.0E+00	AF165527.1	NT	Homo sapiens DGCR8 (DGCR8) mRNA, complete cds
4091	13867	26525	0.82	0.0E+00	4826947	NT	Homo sapiens protein kinase, X-linked (PRKX) mRNA
4091	13867	26526	0.82	0.0E+00	4826947	NT	Homo sapiens protein kinase, X-linked (PRKX) mRNA
4097	16840	29466	1.09	0.0E+00	5901905	NT	Homo sapiens butyrophilin, subfamily 3, member A2 (BTN3A2), mRNA
4099	16842	29468	1.08	0.0E+00	4503854	NT	Homo sapiens GA-binding protein transcription factor, alpha subunit (90kD) (GABPA), mRNA



Single Exon Probes Expressed in Brain

Probe SEQ ID NO:	Exon SEQ ID NO:	ORF SEQ ID NO:	Expression Signal	Most Similar (Top) Hit BLAST E Value	Top Hit Accession No.	Top Hit Database Source	Top Hit Descriptor
4099	16842	29470	1.08	0.0E+00	4503854	NT	Homo sapiens GA-binding protein transcription factor, alpha subunit (60kD) (GABPA), mRNA
4107	16860	29476	0.89	0.0E+00	AB020702.1	NT	Homo sapiens mRNA for KIAA0895 protein, partial cds
4112	16855	29482	4.93	0.0E+00	A1982597.1	EST_HUMAN	wu04d04.x1 NCI_CGAP_GC6 Homo sapiens cDNA clone IMAGE:2515975 3'
4112	16855	29483	4.93	0.0E+00	A1982597.1	EST_HUMAN	wu04d04.x1 NCI_CGAP_GC6 Homo sapiens cDNA clone IMAGE:2515975 3'
4116	16887	29485	0.82	0.0E+00	BE184856.1	EST_HUMAN	MR1-HT0707-100500-001-a02 HT0707 Homo sapiens cDNA
4116	16887	29486	0.82	0.0E+00	BE184856.1	EST_HUMAN	MR1-HT0707-100500-001-a02 HT0707 Homo sapiens cDNA
4120	16862		2.34	0.0E+00	BE274217.1	EST_HUMAN	60112078F1 NIH_MGC_20 Homo sapiens cDNA clone IMAGE:2967690 5'
4128	16868	29495	0.99	0.0E+00	AB032951.1	NT	Homo sapiens mRNA for KIAA1125 protein, partial cds
4128	16868	29496	0.99	0.0E+00	AB032951.1	NT	Homo sapiens nuclear receptor coactivator 3 (NCOA3), mRNA
4128	16870	29498	2.24	0.0E+00	5729725	NT	Homo sapiens mRNA for KIAA1125 protein, partial cds
4135	16877		5.52	0.0E+00	AW676599.1	EST_HUMAN	ba51f04.x1 NIH_MGC_10 Homo sapiens cDNA clone IMAGE:2900095 3' similar to SW:TH12_BOVIN
4140	16882	29511	1.14	0.0E+00	AW408788.1	EST_HUMAN	Q85108 MITOCHONDRIAL THIOREDOXIN PRECURSOR ;
4142	16884	29514	1.26	0.0E+00	8922466	NT	UI-HF-BMO-abx-c-02-0-JJ.11 NIH_MGC_38 Homo sapiens cDNA clone IMAGE:3063147 5'
4142	16884	29515	1.26	0.0E+00	8922466	NT	Homo sapiens hypothetical protein FLJ10498 (FLJ10498), mRNA
4151	16893		2.8	0.0E+00	5174632	NT	Homo sapiens hypothetical protein FLJ10498 (FLJ10498), mRNA
4169	16909	29537	8.97	0.0E+00	AA401438.1	EST_HUMAN	Homo sapiens polycystic kidney disease (polycystin) and REJ (sperm receptor for egg jelly, sea urchin homolog)-like (PKDREJ) mRNA
4169	16909	29538	8.97	0.0E+00	AA401438.1	EST_HUMAN	homolog)-like (PKDREJ) mRNA
4203	16946	29606	1.01	0.0E+00	AL163303.2	NT	zu68h07.s1 Soares_testis_NHT Homo sapiens cDNA clone IMAGE:743197 3' similar to contains Alu repetitive element; contains element MER35 repetitive element ;
4240	16981	29625	4.08	0.0E+00	JD2610.1	NT	zu68h07.s1 Soares_testis_NHT Homo sapiens cDNA clone IMAGE:743197 3' similar to contains Alu repetitive element; contains element MER35 repetitive element ;
4255	16986	29625	0.83	0.0E+00	AW936689.1	EST_HUMAN	repetitive element; contains element MER35 repetitive element ;
4261	17002	29633	0.74	0.0E+00	4826827	NT	Homo sapiens chromosome 21 segment HS21C103
4261	17002	29634	0.74	0.0E+00	4826827	NT	Homo sapiens chromosome 21 segment HS21C103
4263	17004	29636	4.7	0.0E+00	AF174590.1	NT	Homo sapiens epolipoprotein B-100 mRNA, complete cds
4270	17010		2.52	0.0E+00	A1189844.1	EST_HUMAN	PM2-D10023-080300-004-e08 DT0023 Homo sapiens cDNA
4273	17012		4.32	0.0E+00	U14520.1	NT	Homo sapiens myelodysplasia syndrome 1 (MDS1) mRNA
4285	17024	29650	1.35	0.0E+00	4505646	NT	Homo sapiens myelodysplasia syndrome 1 (MDS1) mRNA
4291	17030	29657	0.76	0.0E+00	6563394	NT	Homo sapiens F-box protein Fbl4 (FBL4) mRNA, partial cds
4291	17030	29658	0.76	0.0E+00	6563394	NT	Homo sapiens F-box protein Fbl4 (FBL4) mRNA, partial cds
4297	17036	29664	1.58	0.0E+00	U10991.1	NT	Human sapiens placenta 8to9weeks_2Nbl-P8to9W Homo sapiens cDNA clone IMAGE:1724579 3' similar to contains MER20.b2 MER20 repetitive element ;
							Human CBFA3 (Cbfa3) gene, partial cds
							Homo sapiens protein convertase subtilisin/kexin type 2 (PCSK2) mRNA
							Homo sapiens protein kinase C, nu (PRKCN), mRNA
							Homo sapiens protein kinase C, nu (PRKCN), mRNA
							Human G2 protein mRNA, partial cds

Single Exon Probes Expressed in Brain

Probe SEQ ID NO:	Exon SEQ ID NO:	ORF SEQ ID NO:	Expression Signal	Most Similar (Top) Hit BLAST E Value	Top Hit Accession No.	Top Hit Database Source	Top Hit Descriptor
4297	17036	28665	1.58	0.0E+00	U10991.1	NT	Human G2 protein mRNA, partial cds
4307	17046	28671	8.31	0.0E+00	6912281	NT	Homo sapiens COMPLEMENT COMPONENT C1q RECEPTOR (C1QR), mRNA
4327	17066		1.16	0.0E+00	AF153047.2	NT	Homo sapiens gap junction protein connexin-36 (CX36) gene, complete cds
4337	17076	29704	4.17	0.0E+00	L14661.1	NT	Homo sapiens plasma membrane calcium ATPase isoform 1 (ATP2B1) gene, alternative splice products, partial cds
4341	17080	29709	2.88	0.0E+00	Z80780.1	NT	H. sapiens H2B/h gene
4341	17080	29710	2.88	0.0E+00	Z80780.1	NT	H. sapiens H2B/h gene
4342	17081	29711	0.94	0.0E+00	AW166933.1	EST_HUMAN	xc68e10.x1 NCL_CGAP_U4 Homo sapiens cDNA clone IMAGE:2633514 3' similar to TR:P97365 P97366
4348	17087	29717	1.42	0.0E+00	X60483.1	NT	ZINC FINGER PROTEIN 64 ;
4348	17087	29718	1.42	0.0E+00	X60483.1	NT	H. sapiens H4/d gene for H4 histone
4353	17091	29724	8.62	0.0E+00	7662091	NT	H. sapiens H4/d gene for H4 histone
4353	17091	29725	8.62	0.0E+00	7662091	NT	Homo sapiens KIAA0390 gene product (KIAA0390), mRNA
4356	17104	29740	12.99	0.0E+00	4895126	NT	Homo sapiens KIAA0390 gene product (KIAA0390), mRNA
4367	17105	29741	1.14	0.0E+00	AJ271736.1	NT	Homo sapiens caudal type homeo box transcription factor 4 (CDX4), mRNA
4400	17137	29766	0.98	0.0E+00	7019456	NT	Homo sapiens Xq pseudautosomal region, segment 2/2
4408	17145		6.6	0.0E+00	AF195963.1	NT	Homo sapiens myosin regulatory light chain interacting protein (MIR), mRNA
4414	17151	29778	1.25	0.0E+00	AJ249765.1	NT	Homo sapiens membrane-bound aminopeptidase P (XNPEP2) gene, complete cds
4414	17151	29779	1.25	0.0E+00	AJ249765.1	NT	Homo sapiens ACTN2 gene for alpha-Actinin 2, exon 10
4436	17172		1.81	0.0E+00	AF200629.1	NT	Homo sapiens HPS1 gene, intron 5
4453	17189	29814	1.43	0.0E+00	T10233.1	EST_HUMAN	seq1329 b4HB3MA Cot8-HAP-F1 Homo sapiens cDNA clone b4HB3MA-COT8-HAP-F205 5'
4453	17189	29815	1.43	0.0E+00	T10233.1	EST_HUMAN	seq1329 b4HB3MA Cot8-HAP-F1 Homo sapiens cDNA clone b4HB3MA-COT8-HAP-F205 5'
4466	17192		0.73	0.0E+00	M14123.1	NT	Human endogenous retrovirus HERV-K10
4466	17202	29828	5.68	0.0E+00	AW094964.1	EST_HUMAN	xc68e08.x1 NCL_CGAP_Eso2 Homo sapiens cDNA clone IMAGE:2689446 3' similar to SW-AHNK_HUMAN
4468	17681		1.67	0.0E+00	8051619	NT	Q09668 NEUROBLAST DIFFERENTIATION ASSOCIATED PROTEIN AHNAK ;
4470	17205	29831	0.93	0.0E+00	A169698.1	EST_HUMAN	Homo sapiens LIM domain kinase 2 (LMK2), transcript variant 2a, mRNA
4473	17208		8.82	0.0E+00	AL163207.2	NT	ws56b02.x1 NCL_CGAP_P28 Homo sapiens cDNA clone IMAGE:2922603 3' similar to contains MER22.b2 PTR5 repetitive element ;
4475	17210	29835	3.17	0.0E+00	AW381570.1	EST_HUMAN	Homo sapiens chromosome 21 segment HS21C007
4481	17216	29842	1.99	0.0E+00	AJ278120.1	NT	PM1-HT0305-101199-002-403 HT0305 Homo sapiens cDNA
4481	17216	29843	1.99	0.0E+00	AJ278120.1	NT	Homo sapiens mRNA for putative ankyrin-repeat containing protein (ORF1)
4483	17218	29845	1.29	0.0E+00	4758467	NT	Homo sapiens mRNA for putative ankyrin-repeat containing protein (ORF1)
4484	17219	29846	2.88	0.0E+00	AF108830.1	NT	Homo sapiens G protein-coupled receptor 50 (GPR50) mRNA
							Homo sapiens serine-threonine protein kinase (MNB1) mRNA, complete cds

Page 501 of 536  
Table 4  
Single Exon Probes Expressed in Brain

Probe SEQ ID NO:	Exon SEQ ID NO:	ORF SEQ ID NO:	Expression Signal	Most Similar (Top) Hit BLAST E Value	Top Hit Accession No.	Top Hit Database Source	Top Hit Descriptor
4493	17229	29858	1.26	0.0E+00	S78684.1	NT	Homo sapiens ATP-sensitive inwardly rectifying K-channel subunit (KCNJ6/BIR1) gene, exon
4494	17230	29859	1.06	0.0E+00	AF111163.1	NT	Homo sapiens pyrin (MEFY) gene, complete cds
4494	17230	29860	1.06	0.0E+00	AF111163.1	NT	Homo sapiens pyrin (MEFY) gene, complete cds
4502	17862	29870	2.56	0.0E+00	6005973	NT	Homo sapiens zinc finger protein 195 (ZNF195), mRNA
4507	17242	29875	6.16	0.0E+00	AF208161.1	NT	Homo sapiens syncytin precursor, mRNA, complete cds
4512	17247	29882	4.31	0.0E+00	AF152337.1	NT	Homo sapiens protoadherin gamma C3 (P-CDH-gamma-C3) mRNA, complete cds
4515	17250	29886	1.32	0.0E+00	5454175	NT	Homo sapiens zinc finger protein 211 (ZNF211), mRNA
4525	17260	29894	15.47	0.0E+00	4503470	NT	Homo sapiens eukaryotic translation elongation factor 1 alpha 1 (EEF1A1) mRNA
4532	17267	29900	0.79	0.0E+00	4505016	NT	Homo sapiens low density lipoprotein receptor-related protein 6 (LRP6) mRNA, and translated products
4536	17271	29903	1.61	0.0E+00	4503098	NT	Homo sapiens chondroitin sulfate proteoglycan 4 (melanoma-associated) (CSPG4), mRNA
4540	17276	29908	2.03	0.0E+00	4502556	NT	Homo sapiens calcium/calmodulin-dependent protein kinase IV (CAMK4) mRNA
4544	17279		2.38	0.0E+00	L35485.1	NT	Homo sapiens klronolate sulphate sulphatase (IDS) gene, complete cds
4546	17281	29910	12.72	0.0E+00	7662091	NT	Homo sapiens KIAA0390 gene product (KIAA0390), mRNA
4546	17281	29911	12.72	0.0E+00	7662091	NT	Homo sapiens KIAA0390 gene product (KIAA0390), mRNA
4563	17298	29925	0.86	0.0E+00	AF149314.1	NT	Homo sapiens PTEN (PTEN) gene, exons 3 through 5
4566	17301	29928	10.33	0.0E+00	AJ245418.1	NT	Homo sapiens mRNA for G7c protein (G7c gene located in the class III region of the major histocompatibility complex)
4566	17301	29929	10.33	0.0E+00	AJ245418.1	NT	Homo sapiens mRNA for G7c protein (G7c gene located in the class III region of the major histocompatibility complex)
4581	17316		1.68	0.0E+00	AA174072.1	EST_HUMAN	zp18g08.st Stratagene fetal retina 937202 Homo sapiens cDNA clone IMAGE:609854 3'
4583	17318		1.46	0.0E+00	7657410	NT	Homo sapiens cdz (odd Oz/ten-m, Drosophila) homolog 1 (ODZ1), mRNA
4585	17320		3.16	0.0E+00	AL163284.2	NT	Homo sapiens chromosome 21 segment HS21C084
4586	17321	29947	1.04	0.0E+00	H82741.1	EST_HUMAN	y92b01.s1 Soares_pineal_gland_N3HPG Homo sapiens cDNA clone IMAGE:231721 3'
4586	17321	29948	1.04	0.0E+00	H82741.1	EST_HUMAN	y92b01.s1 Soares_pineal_gland_N3HPG Homo sapiens cDNA clone IMAGE:231721 3'
4587	17322	29949	2.8	0.0E+00	AF184110.1	NT	Homo sapiens cyclophilin-related protein (NKTR) gene, complete cds
4588	17323	29950	4.94	0.0E+00	AL163300.2	NT	Homo sapiens chromosome 21 segment HS21C100
4589	17324		1.66	0.0E+00	AB037521.1	NT	Homo sapiens gene for natriuretic protein, partial cds
4596	17331	29958	1.53	0.0E+00	4557687	NT	Homo sapiens keratin 18 (KRT18) mRNA
4596	17331	29959	1.53	0.0E+00	4557687	NT	Homo sapiens keratin 18 (KRT18) mRNA
4597	17332	29960	1.52	0.0E+00	AF153819.1	NT	Homo sapiens inwardly-rectifying potassium channel Kir2.1 (KCNJ2) gene, exon 2 and complete cds
4597	17332	29961	1.52	0.0E+00	AF153819.1	NT	Homo sapiens inwardly-rectifying potassium channel Kir2.1 (KCNJ2) gene, exon 2 and complete cds

Single Exon Probes Expressed in Brain

Probe SEQ ID NO:	Exon SEQ ID NO:	ORF SEQ ID NO:	Expression Signal	Most Similar (Top) Hit BLAST E Value	Top Hit Accession No.	Top Hit Database Source	Top Hit Descriptor
4698	17333	29962	1.5	0.0E+00	AF167441.1	NT	Mus musculus E-cadherin binding protein E7 mRNA, complete cds
4605	17340	29870	1.22	0.0E+00	AB028970.1	NT	Homo sapiens mRNA for KIAA1047 protein, partial cds
4605	17340	29871	1.22	0.0E+00	AB028970.1	NT	Homo sapiens mRNA for KIAA1047 protein, partial cds
4611	17346	29879	5.25	0.0E+00	Y18890.1	NT	Human endogenous retrovirus type K (HERV-K), gag, pol and env genes
4617	17352	29987	1.08	0.0E+00	AA418246.1	EST_HUMAN	z98b07.s1 Soares NIH-MIPu_S1 Homo sapiens cDNA clone IMAGE:767805 3'
4624	17359		2.27	0.0E+00	AF086641.1	NT	Homo sapiens truncated tenascin XB (TNXB) gene, partial cds and TNXA gene recombination breakpoint region
4629	17364	29898	1.06	0.0E+00	AL169278.2	NT	Homo sapiens chromosome 21 segment HS21C078
4629	17364	29899	1.06	0.0E+00	AL169278.2	NT	Homo sapiens chromosome 21 segment HS21C078
4630	17365	30000	2.72	0.0E+00	AB037820.1	NT	Homo sapiens mRNA for KIAA1399 protein, partial cds
4630	17365	30001	2.72	0.0E+00	AB037820.1	NT	Homo sapiens mRNA for KIAA1399 protein, partial cds
4631	17366	30002	2.67	0.0E+00	M74089.1	NT	Human displacement protein (CCAA1) mRNA
4635	17370	30005	1.84	0.0E+00	6453812	NT	Homo sapiens butyrophilin, subfamily 2, member A2 (BTN2A2), mRNA
4635	17370	30006	1.84	0.0E+00	6453812	NT	Homo sapiens butyrophilin, subfamily 2, member A2 (BTN2A2), mRNA
4636	12950	25593	0.82	0.0E+00	T56945.1	EST_HUMAN	ya83g04.r2 Stratagene fetal spleen (#937205) Homo sapiens cDNA clone IMAGE:68310 5'
4636	12950	25594	0.82	0.0E+00	T56945.1	EST_HUMAN	ya83g04.r2 Stratagene fetal spleen (#937205) Homo sapiens cDNA clone IMAGE:68310 5'
4639	17373		1.31	0.0E+00	BE278730.1	EST_HUMAN	601158935F1 NIH_MGC_21 Homo sapiens cDNA clone IMAGE:3505521 5'
4660	17394	30029	1.33	0.0E+00	U56651.1	NT	Mus musculus neuroxophilin 1 (Nrxp1) gene, large exon and 3' end of the intron, and partial cds
4665	17399	30033	6.87	0.0E+00	M80902.1	NT	Human AFHNAK nucleoprotein mRNA, 5' end
4668	17402	30036	2.23	0.0E+00	M69197.1	NT	Human haptoglobin and haptoglobin-related protein (HP and HPR) genes, complete cds
4668	17402	30037	2.23	0.0E+00	M69197.1	NT	Human haptoglobin and haptoglobin-related protein (HP and HPR) genes, complete cds
4671	17405	30040	1.9	0.0E+00	AF184110.1	NT	Homo sapiens cyclophilin-related protein (NIKTR) gene, complete cds
4673	17407	30042	2.02	0.0E+00	7662181	NT	Homo sapiens KIAA0563 gene product (KIAA0563), mRNA
4680	17414	30049	0.95	0.0E+00	U07563.1	NT	Human proto-oncogene tyrosine-protein kinase (ABL) gene, exon 1a and exons 2-10, complete cds
4681	17415	30050	0.97	0.0E+00	S71446.1	NT	SCN1A=brain type I sodium channel alpha-subunit (IIIS5 transmembrane region) [human, placenta, Genomic, 1556 nt]
4681	17415	30051	0.97	0.0E+00	S71446.1	NT	SCN1A=brain type I sodium channel alpha-subunit (IIIS5 transmembrane region) [human, placenta, Genomic, 1556 nt]
4692	17426	30065	1.45	0.0E+00	X58487.1	NT	Human CYP2D7AP pseudogene for cytochrome P450 2D6
4701	17435	30065	1.05	0.0E+00	7304922	NT	Homo sapiens bromodomain adjacent to zinc finger domain, 2B (BAZ2B), mRNA
4701	17435	30066	1.05	0.0E+00	7304922	NT	Homo sapiens bromodomain adjacent to zinc finger domain, 2B (BAZ2B), mRNA
4709	17441	30073	1.4	0.0E+00	AF028801.1	NT	Homo sapiens alpha-3 type IX collagen (COL9A3) gene, promoter region, and exons 1-28
4712	17444	30076	0.84	0.0E+00	7019320	NT	Homo sapiens protein008 (ADD13), mRNA

Page 503 of 536  
Table 4  
Single Exon Probes Expressed in Brain

Probe SEQ ID NO:	Exon SEQ ID NO:	ORF SEQ ID NO:	Expression Signal	Most Similar (Top) Hit BLAST E Value	Top Hit Accession No.	Top Hit Database Source	Top Hit Descriptor
4712	17444	30077	0.84	0.0E+00	7019320	NT	Homo sapiens protein0008 (AD013), mRNA
4735	17467	30103	1.88	0.0E+00	AW444637.1	EST_HUMAN	U1-H-B13-ajr-c-04-0-UJ.s1 NCJ CGAP_Sub5 Homo sapiens cDNA clone IMAGE:2733294 3'
4740	17472		1.82	0.0E+00	AF083242.1	NT	Homo sapiens HSPC024-iso mRNA, complete cds
4750	17482		2.28	0.0E+00	M65189.1	NT	Human connexin 43 processed pseudogene
4790	17521		2.79	0.0E+00	AF240786.1	NT	Homo sapiens glutathione S-transferase theta 2 (GSTT2) and glutathione S-transferase theta 1 (GSTT1) genes, complete cds
4794	17525	30147	2.02	0.0E+00	X87205.1	NT	M.fascicularis mRNA for metalloprotease-like, disintegrin-like protein, IVa
4796	17527	30149	1.11	0.0E+00	AF084479.1	NT	Homo sapiens Williams-Beuren syndrome deletion transcript 9 (WBSCR9) mRNA, complete cds
4797	17528	30150	1.96	0.0E+00	AF097416.1	NT	Mus musculus zinc finger transcription factor Kaiso mRNA, complete cds
4798	17529	30151	3.01	0.0E+00	4503766	NT	Homo sapiens fragile X mental retardation 2 (FMR2) mRNA
4800	17531	30153	13.57	0.0E+00	4885048	NT	Homo sapiens actin, alpha, cardiac muscle (ACTC), mRNA
4801	17532	30154	1.04	0.0E+00	P52740	SWISSPROT	ZINC FINGER PROTEIN 132
4805	17536	30159	5.7	0.0E+00	8923080	NT	Homo sapiens hypothetical protein FLJ20073 (FLJ20073), mRNA
4809	17540	30163	0.97	0.0E+00	7661979	NT	Homo sapiens KIAA0187 gene product (KIAA0187), mRNA
4810	17541	30164	1.84	0.0E+00	M94081.1	NT	Human Trc-C-delta gene, exons 1-4; Trc-V-delta gene, exons 1-2; T-cell receptor alpha (Trc-alpha) gene, J1-J61 segments; and Trc-C-alpha gene, exons 1-4
4810	17541	30165	1.84	0.0E+00	M94081.1	NT	Human Trc-C-delta gene, exons 1-4; Trc-V-delta gene, exons 1-2; T-cell receptor alpha (Trc-alpha) gene, J1-J61 segments; and Trc-C-alpha gene, exons 1-4
4812	17543	30167	1.44	0.0E+00	X94628.1	NT	H61 segments; and Trc-C-alpha gene, exons 1-4
4812	17543	30168	1.44	0.0E+00	X94628.1	NT	H.sapiens MeCP-2 gene
4815	17546	30171	2.86	0.0E+00	AL163280.2	NT	H.sapiens MeCP-2 gene
4823	17554	30176	1.17	0.0E+00	6032150	NT	Homo sapiens chromosome 21 segment HS21C080 mRNA
4830	17561	30183	1.09	0.0E+00	X92841.1	NT	Homo sapiens TATA box binding protein (TBP)-associated factor, RNA polymerase II, 1, 28kD (TAF2I) mRNA
4832	17563	30185	1.81	0.0E+00	4585842	NT	H.sapiens MICA gene
4833	17564	30186	1.81	0.0E+00	AB014833.1	NT	Homo sapiens zinc finger protein (KIAA0412) mRNA
4834	17565	30187	2.24	0.0E+00	6677648	NT	Homo sapiens mRNA for KIAA0633 protein, partial cds
4835	17566	30188	0.95	0.0E+00	5174560	NT	Mus musculus zinc finger protein interacting with K protein 1 (Zik1), mRNA
4836	17567	30189	1.19	0.0E+00	4758199	NT	Homo sapiens meningoangioma expressed antigen 6 (called-coil proline-rich) (MGEA6), mRNA
4838	17569	30191	1.81	0.0E+00	7705546	NT	Homo sapiens desmoplakin (DPI, DPII) (DSP) mRNA
4842	17572	30196	12.62	0.0E+00	AF055066.1	NT	Homo sapiens zinc-finger DNA-binding protein (HUMHOX1), mRNA
4844	17574	30197	3.47	0.0E+00	4505508	NT	Homo sapiens MHC class 1 region
4845	17575	30199	2.99	0.0E+00	AF091711.1	NT	Homo sapiens opitoid receptor, delta 1 (OPRD1) mRNA
4858	17587	30210	1.07	0.0E+00	D63562.1	NT	Homo sapiens splice variant AKAP350 mRNA, partial cds
						NT	Homo sapiens COL4A6 gene for alpha(V) collagen, exon 44 and partial cds

Page 504 of 536  
Table 4  
Single Exon Probes Expressed in Brain

Probe SEQ ID NO:	Exon SEQ ID NO:	ORF SEQ ID NO:	Expression Signal	Most Similar (Top) Hit BLAST E Value	Top Hit Accession No.	Top Hit Database Source	Top Hit Descriptor
4860	17589	30212	1.68	0.0E+00	4503684	NT	Homo sapiens farnesyl diphosphate synthase (farnesyl pyrophosphate synthetase, dimethylallyltransferase, geranyltransferase) (FDPS) mRNA
4865	17224	29852	1.03	0.0E+00	4506952	NT	Homo sapiens sialyltransferase 8 (alpha-N-acetylneuraminic acid: alpha-2,8-sialyltransferase, GD3 synthase) (SIAT8) mRNA
4875	17602	30224	3.09	0.0E+00	AB006625.1	NT	Homo sapiens mRNA for KIAA0287 gene, partial cds
4875	17602	30225	3.09	0.0E+00	AB006625.1	NT	Homo sapiens mRNA for KIAA0287 gene, partial cds
4885	17612	30232	0.95	0.0E+00	AB026898.1	NT	Homo sapiens DNA, DLEC1 to ORCTL4 gene region, section 1/2 (DLEC1, ORCTL3, ORCTL4 genes, complete cds)
4899	17626	30243	1.45	0.0E+00	AL163284.2	NT	Homo sapiens chromosome 21 segment HS21C084
4906	17633	30248	1.02	0.0E+00	AW452728.1	EST_HUMAN	U1-H-B13-adv-f02-0-U1.s1 NCL_CGAP_Sub5 Homo sapiens cDNA clone IMAGE:3068691 3'
4909	17637	30251	1.61	0.0E+00	8922926	NT	Homo sapiens hypothetical protein FLJ11180 (FLJ11180), mRNA
4912	17640	30255	1.09	0.0E+00	4502398	NT	Homo sapiens beaded filament structural protein 1, full-length (BFSP1) mRNA
4916	17643		4.69	0.0E+00	U14967.1	NT	Human ribosomal protein L21 mRNA, complete cds
4924	17652		2.95	0.0E+00	BE408653.1	EST_HUMAN	601303729F1 NIH_MGC_21 Homo sapiens cDNA clone IMAGE:3638118 5'
4928	17656	30268	3.18	0.0E+00	4758199	NT	Homo sapiens desmoplakin (DPI, DPII) (DSP) mRNA
4933	17661	30271	1.15	0.0E+00	7662401	NT	Homo sapiens KIAA0952 protein (KIAA0952), mRNA
4938	17666	30274	1.01	0.0E+00	AB028966.1	NT	Homo sapiens mRNA for KIAA1043 protein, partial cds
4947	17674	30283	2.34	0.0E+00	8923441	NT	Homo sapiens hypothetical protein FLJ20477 (FLJ20477), mRNA
4947	17674	30284	2.34	0.0E+00	8923441	NT	Homo sapiens hypothetical protein FLJ20477 (FLJ20477), mRNA
4958	17683	30291	0.81	0.0E+00	AA601246.1	EST_HUMAN	no14909.s1 NCL_CGAP_Phe1 Homo sapiens cDNA clone IMAGE:1100704 3' similar to TR:E239140
4958	17683	30291	0.81	0.0E+00	AA601246.1	EST_HUMAN	E239140 SPALT PROTEIN ;
4958	17683	30292	0.81	0.0E+00	AA601246.1	EST_HUMAN	no14909.s1 NCL_CGAP_Phe1 Homo sapiens cDNA clone IMAGE:1100704 3' similar to TR:E239140
4958	17683	30292	0.81	0.0E+00	AA601246.1	EST_HUMAN	E239140 SPALT PROTEIN ;
4958	17683	30293	0.81	0.0E+00	AA601246.1	EST_HUMAN	no14909.s1 NCL_CGAP_Phe1 Homo sapiens cDNA clone IMAGE:1100704 3' similar to TR:E239140
4961	17686	30295	1.11	0.0E+00	AF161463.1	NT	Homo sapiens HSPC114 mRNA, complete cds
4961	17686	30296	1.11	0.0E+00	AF161463.1	NT	Homo sapiens HSPC114 mRNA, complete cds
4973	13019	25661	0.71	0.0E+00	AF195658.1	NT	Homo sapiens DNA mismatch repair protein (MLH3) gene, complete cds
4976	17689		0.84	0.0E+00	AL050253.1	NT	H. sapiens mRNA similar to D28763 mouse mRNA for seizure-related gene product 6. Shares domains with BMPs, Tollcid, Sushi repeat proteins
4985	17708	30312	1.63	0.0E+00	AF016705.1	NT	Homo sapiens E8-AP ubiquitin-protein ligase (UBE3A) gene, exon 3
4986	17709	30313	1.5	0.0E+00	Y19186.1	NT	Mus musculus mRNA for aczonin, short spliced variant (acz gene)
4986	17709	30314	1.5	0.0E+00	Y19186.1	NT	Mus musculus mRNA for aczonin, short spliced variant (acz gene)
4994	17717		1.26	0.0E+00	AL163209.2	NT	Homo sapiens chromosome 21 segment HS21C009

Single Exon Probes Expressed in Brain

Probe SEQ ID NO:	Exon SEQ ID NO:	ORF SEQ ID NO:	Expression Signal	Most Similar (Top) Hit BLAST E Value	Top Hit Accession No.	Top Hit Database Source	Top Hit Descriptor
4997	17720		26.03	0.0E+00	D50657.1	NT	Homo sapiens gamma-cytoplasmic actin (ACTGP3) pseudogene
5001	17724	30326	0.97	0.0E+00	AA084272.1	EST_HUMAN	zn03g10.r1 Stratagene hNT neuron (#937233) Homo sapiens cDNA clone IMAGE:546402 5'
5001	17724	30327	0.97	0.0E+00	AA084272.1	EST_HUMAN	zn03g10.r1 Stratagene hNT neuron (#937233) Homo sapiens cDNA clone IMAGE:546402 5'
5012	16924	29553	0.95	0.0E+00	4507720	NT	Homo sapiens titin (TTN) mRNA
5012	16924	29554	0.95	0.0E+00	4507720	NT	Homo sapiens titin (TTN) mRNA
5026	17747	30359	3	0.0E+00	XS2988.1	NT	Bacillus amyloquelaciens sacB gene for levansucrase (EC 2.4.1.10)
5042	17761	30375	1.04	0.0E+00	AF240635.1	NT	Homo sapiens vascular endothelial cadherin 2 mRNA, complete cds
5042	17761	30376	1.04	0.0E+00	AF240635.1	NT	Homo sapiens vascular endothelial cadherin 2 mRNA, complete cds
5045	17764	30380	1.55	0.0E+00	7657074	NT	Homo sapiens ecotropic viral integration site 2A (EVI2A), mRNA
5045	17764	30381	1.55	0.0E+00	7657074	NT	Homo sapiens ecotropic viral integration site 2A (EVI2A), mRNA
5049	17768	30387	1.11	0.0E+00	AL163281.2	NT	Homo sapiens chromosome 21 segment HS21C081
5050	17769	30388	14.05	0.0E+00	11421001	NT	Homo sapiens HEF like Protein (HEFL), mRNA
5062	17771	30389	1.03	0.0E+00	4557362	NT	Homo sapiens PR domain containing 1, with ZNF domain (PRDM1) mRNA
5066	17775	30391	2.75	0.0E+00	Y12477.1	NT	Homo sapiens putative GPR37 gene, exon 2
5066	17775	30392	2.75	0.0E+00	Y12477.1	NT	Homo sapiens putative GPR37 gene, exon 2
5068	17777	30394	1.07	0.0E+00	Y08032.1	NT	Human endogenous retrovirus-K, LTR U5 and gag gene
5079	17798	30414	1.01	0.0E+00	8923822	NT	Homo sapiens potassium inwardly-rectifying channel, subfamily J, member 16 (KCNJ16), mRNA
5079	17798	30415	1.01	0.0E+00	8923822	NT	Homo sapiens potassium inwardly-rectifying channel, subfamily J, member 16 (KCNJ16), mRNA
5081	17800	30417	0.76	0.0E+00	7706246	NT	Homo sapiens 4F2 light chain (LOC51597), mRNA
5081	17800	30418	0.76	0.0E+00	7706246	NT	Homo sapiens 4F2 light chain (LOC51597), mRNA
5088	17807	30423	2.69	0.0E+00	7657008	NT	Homo sapiens deleted in bladder cancer chromosome region candidate 1 (DBCCR1), mRNA
6097	17816	30433	2.05	0.0E+00	AB011131.1	NT	Homo sapiens mRNA for KIAA0559 protein, partial cds
5109	17827	30444	1.23	0.0E+00	D49802.1	NT	Mus musculus mRNA for leucine-rich repeat protein, partial cds
5110	17828	30445	1.14	0.0E+00	AF227534.1	NT	Rattus norvegicus multidomain presynaptic cytomatrix protein Piccolo mRNA, complete cds, long splice variant
5111	17829	30446	1.88	0.0E+00	AF227534.1	NT	Rattus norvegicus multidomain presynaptic cytomatrix protein Piccolo mRNA, complete cds, long splice variant
5112	17830	30447	0.89	0.0E+00	AF245702.1	NT	Homo sapiens toll-like receptor 7 (TLR7) mRNA, complete cds
5115	17833	30449	6.63	0.0E+00	4505096	NT	Homo sapiens microtubule-associated protein 2 (MAP2) mRNA
5116	17834	30450	1.5	0.0E+00	6006002	NT	Homo sapiens glutamate receptor, ionotropic, N-methyl D-aspartate 2A (GRIN2A) mRNA
5116	17834	30451	1.5	0.0E+00	6006002	NT	Homo sapiens glutamate receptor, ionotropic, N-methyl D-aspartate 2A (GRIN2A) mRNA
5117	17835	30452	1.6	0.0E+00	AW955819.1	EST_HUMAN	EST367889 MAGE resequences, MAGD Homo sapiens cDNA
5119	17837		1.31	0.0E+00	AB040946.1	NT	Homo sapiens mRNA for KIAA1513 protein, partial cds
5126	17844		1.12	0.0E+00	AJ010179.1	NT	Homo sapiens gababr1 receptor gene, exon 6

Page 506 of 536  
Table 4

Single Exon Probes Expressed in Brain

Probe SEQ ID NO:	Exon SEQ ID NO:	ORF SEQ ID NO:	Expression Signal	Most Similar (Top) Hit BLAST E Value	Top Hit Accession No.	Top Hit Database Source	Top Hit Descriptor
5139	17857	30473	5.57	0.0E+00	AB027013.1	NT	Homo sapiens mRNA for Nucleosome Assembly Protein 1-like 2, complete cds
5150	17861	30477	1.19	0.0E+00	AB035356.1	NT	Homo sapiens mRNA for neuroligin 1-alpha protein, complete cds
5151	17868	30481	1.18	0.0E+00	AB029040.1	NT	Homo sapiens mRNA for KIAA1117 protein, partial cds
5154	17871		1.08	0.0E+00	M91803.1	NT	Human sodium channel mRNA
5155	17872	30484	1.37	0.0E+00	5454013	NT	Homo sapiens ring finger protein 15 (RNF15), mRNA
5162	17893		3.44	0.0E+00	AF093093.1	NT	Homo sapiens acetylase (AC02) gene, nuclear gene encoding mitochondrial protein, exon 15
5172	17981	30495	2.52	0.0E+00	AF137286.1	NT	Homo sapiens keratin 12 (KRT12) gene, complete cds
5172	17981	30496	2.52	0.0E+00	AF137286.1	NT	Homo sapiens keratin 12 (KRT12) gene, complete cds
5192	18000	30823	1.29	0.0E+00	AI934954.1	EST_HUMAN	wp06g08.x1 NCI_CGAP_Kid12 Homo sapiens cDNA clone IMAGE:2464094.3'
5195	18003	30826	1.77	0.0E+00	9296579	NT	Homo sapiens protocadherin alpha 13 (PCDH13), mRNA
5209	18017	30639	3.81	0.0E+00	BE931080.1	EST_HUMAN	RC3-GN0076-310800-013-b03 GN0076 Homo sapiens cDNA
5213	18021	30643	3	0.0E+00	AF182034.1	NT	Homo sapiens polycystic kidney disease-like 2 protein (PKDL2) mRNA, complete cds
5213	18021	30644	3	0.0E+00	AF182034.1	NT	Homo sapiens polycystic kidney disease-like 2 protein (PKDL2) mRNA, complete cds
5220	18027	30652	1.68	0.0E+00	X56163.1	NT	H.sapiens immunoglobulin heavy chain gene, variable region
5220	18027	30653	1.68	0.0E+00	X56163.1	NT	H.sapiens immunoglobulin heavy chain gene, variable region
5299	18104	30763	6.56	0.0E+00	BE975498.1	EST_HUMAN	7F10c06.x1 NCI_CGAP_GLT1 Homo sapiens cDNA clone IMAGE:3284250.3'
5300	18105	30764	1.75	0.0E+00	BE220753.1	EST_HUMAN	h199a02.x1 NCI_CGAP_Lu24 Homo sapiens cDNA clone IMAGE:3165194.3' similar to SW:Y054_HUMAN
5301	18106	30765	1.93	0.0E+00	BE794412.1	EST_HUMAN	P42694 HYPOTHEICAL PROTEIN KIAA0054.;
5301	18106	30766	1.93	0.0E+00	BE784412.1	EST_HUMAN	601589422F1 NIH_MGC_7 Homo sapiens cDNA clone IMAGE:3943804.5'
5302	18107	30767	0.81	0.0E+00	AI189142.1	EST_HUMAN	601589422F1 NIH_MGC_7 Homo sapiens cDNA clone IMAGE:3943804.5'
5306	18111	30770	6.17	0.0E+00	M29908.1	NT	qd04a04.x1 Soares_placenta_81c9weeks_2NbHP8tc9W Homo sapiens cDNA clone IMAGE:1722702.3' similar to SW:T2D3_DROME P49846 TRANSCRIPTION INITIATION FACTOR TFID 85 KD SUBUNIT ;
5319	25066	30780	4.68	0.0E+00	11421038	NT	Homo sapiens eosinophil peroxidase (EPP) gene, exon 7
5329	18132		7.18	0.0E+00	BF665962.1	EST_HUMAN	Homo sapiens Sp4 transcription factor (SP4), mRNA
5330	18133	30791	0.73	0.0E+00	AU134406.1	EST_HUMAN	602118928F1 NIH_MGC_56 Homo sapiens cDNA clone IMAGE:4276254.5'
5330	18133	30792	0.73	0.0E+00	AU134406.1	EST_HUMAN	AU134406 OVARC1 Homo sapiens cDNA clone OVARC1001894.5'
5335	18138	30789	1	0.0E+00	BE539857.1	EST_HUMAN	AU134408 OVARC1 Homo sapiens cDNA clone OVARC1001894.5'
5344	18147	30828	1.07	0.0E+00	BE292784.1	EST_HUMAN	601061489F1 NIH_MGC_10 Homo sapiens cDNA clone IMAGE:3447839.5'
5348	18151	30831	1.89	0.0E+00	BF529328.1	EST_HUMAN	601105891F1 NIH_MGC_15 Homo sapiens cDNA clone IMAGE:2988310.5'
5348	18151	30832	1.69	0.0E+00	BF529328.1	EST_HUMAN	602071372F1 NCI_CGAP_Brm64 Homo sapiens cDNA clone IMAGE:4214272.5'
5367	19491	32513	1.82	0.0E+00	4557364	NT	602071372F1 NCI_CGAP_Brm64 Homo sapiens cDNA clone IMAGE:4214272.5'
5370	18171	30858	0.91	0.0E+00	AB007835.1	NT	Homo sapiens Bloom syndrome (BLM) mRNA
							Homo sapiens mRNA for KIAA0466 protein, partial cds



Single Exon Probes Expressed in Brain

Probe SEQ ID NO:	Exon SEQ ID NO:	ORF SEQ ID NO:	Expression Signal	Most Similar (Top) Hit BLAST E Value	Top Hit Accession No.	Top Hit Database Source	Top Hit Descriptor
5370	18171	30859	0.91	0.0E+00	AB007935.1	NT	Homo sapiens mRNA for KIAA0468 protein, partial cds
5374	18174	30863	4.85	0.0E+00	AF257737.1	NT	Homo sapiens ciliary dynein heavy chain 9 (DNAH9) mRNA, complete cds
5374	18174	30864	4.85	0.0E+00	AF257737.1	NT	Homo sapiens ciliary dynein heavy chain 9 (DNAH9) mRNA, complete cds
5387	18187	30878	1.06	0.0E+00	D26635.1	NT	Human gene for dihydropyrimidine succinyltransferase, complete cds (exon 1-15)
5387	18187	30879	1.06	0.0E+00	D26635.1	NT	Human gene for dihydropyrimidine succinyltransferase, complete cds (exon 1-15)
5401	18201	30908	1.88	0.0E+00	11420819	NT	Homo sapiens olfactory receptor, family 2, subfamily F, member 1 (OR2F1), mRNA
5407	18206	30912	0.81	0.0E+00	Z38133.1	NT	H. sapiens mRNA for myosin
5428	18225	30936	0.78	0.0E+00	D61594.1	EST_HUMAN	HUM418D05B Clontech human fetal brain polyA+ mRNA (#6535) Homo sapiens cDNA clone GEN-418D05
5428	18225	30937	0.78	0.0E+00	D61594.1	EST_HUMAN	HUM418D05B Clontech human fetal brain polyA+ mRNA (#6535) Homo sapiens cDNA clone GEN-418D05
5429	18228	30941	2.55	0.0E+00	BF529931.1	EST_HUMAN	602042322F1 NCI_CGAP_Bm67 Homo sapiens cDNA clone IMAGE:4179988 5'
5429	18228	30942	2.55	0.0E+00	BF529931.1	EST_HUMAN	602042322F1 NCI_CGAP_Bm67 Homo sapiens cDNA clone IMAGE:4179988 5'
5434	18233	30946	2.92	0.0E+00	BF313139.1	EST_HUMAN	601897658F1 NIH_MGC_19 Homo sapiens cDNA clone IMAGE:4128815 5'
5445	18244	31132	4.37	0.0E+00	11434392	NT	Homo sapiens calcium channel, voltage-dependent, alpha 1G subunit (CACNA1G), mRNA
5477	18278	31171	1.15	0.0E+00	BE260777.1	EST_HUMAN	601150252F1 NIH_MGC_19 Homo sapiens cDNA clone IMAGE:3502909 5'
6486	18285	31196	3.51	0.0E+00	AW867316.1	EST_HUMAN	MIR0-SN0037-030400-001-h07 SN0037 Homo sapiens cDNA
5500	18298	31197	2.33	0.0E+00	BE292869.1	EST_HUMAN	601105291F1 NIH_MGC_15 Homo sapiens cDNA clone IMAGE:2987903 5'
5521	18319	31219	1.51	0.0E+00	11420819	NT	Homo sapiens olfactory receptor, family 2, subfamily F, member 1 (OR2F1), mRNA
5521	18319	31220	1.51	0.0E+00	11420819	NT	Homo sapiens olfactory receptor, family 2, subfamily F, member 1 (OR2F1), mRNA
5528	18326	31228	4.35	0.0E+00	AF084254.1	NT	Homo sapiens very long-chain acyl-CoA synthetase homolog 1 mRNA, complete cds
5528	18326	31229	4.35	0.0E+00	AF084254.1	NT	Homo sapiens very long-chain acyl-CoA synthetase homolog 1 mRNA, complete cds
5535	18333	31239	2.95	0.0E+00	AJ224639.1	NT	Homo sapiens Surf-5 and Surf-6 genes
5535	18333	31240	2.95	0.0E+00	AJ224639.1	NT	Homo sapiens Surf-5 and Surf-6 genes
5566	18363	31271	0.61	0.0E+00	A1198515.1	EST_HUMAN	qf94g10.x1 Sceres_Placenta_8to9weeks_2NhrHP8to9W Homo sapiens cDNA clone IMAGE:1757730 3'
5570	18367	31277	6.98	0.0E+00	M85719.1	EST_HUMAN	similar to SW:CADC_HUMAN P55289 BRAIN-CADHERIN PRECURSOR :
5577	18374	31286	4.83	0.0E+00	AW405472.1	EST_HUMAN	EST02238 Fetal brain, Stragene (cat#936206) Homo sapiens cDNA clone HFBCW48
5590	18386	31296	1.25	0.0E+00	Z26269.1	NT	UI-HIF-BL0-adt1-0-02-0-UJ.r1 NIH_MGC_37 Homo sapiens cDNA clone IMAGE:3081668 5'
5601	18396	31306	1.94	0.0E+00	AW361877.1	EST_HUMAN	H. sapiens isoform 1 gene for L-type calcium channel, exon 14 adntd 15
5601	18396	31307	1.94	0.0E+00	AW361877.1	EST_HUMAN	PM3-CT0263-091299-007-h05 CT0263 Homo sapiens cDNA
5601	18396	31308	1.94	0.0E+00	AW361877.1	EST_HUMAN	PM3-CT0263-091299-007-h05 CT0263 Homo sapiens cDNA
5605	18401	31315	2.55	0.0E+00	U36201.1	NT	Human beta-prime-adaptin (BAM22) gene, exon 13

Page 508 of 536  
Table 4

Single Exon Probes Expressed in Brain

Probe SEQ ID NO:	Exon SEQ ID NO:	ORF SEQ ID NO:	Expression Signal	Most Similar (Top) Hit BLAST E Value	Top Hit Accession No.	Top Hit Database Source	Top Hit Descriptor
5636	18431	31344	1.03	0.0E+00	AB046861.1	NT	Homo sapiens mRNA for KIAA1641 protein, partial cds
5691	18485	31404	1.56	0.0E+00	AJ006345.1	NT	Homo sapiens KVLQ11 gene
5691	18485	31405	1.56	0.0E+00	AJ006345.1	NT	Homo sapiens KVLQ11 gene
6699	18493	31416	1.19	0.0E+00	AI207616.1	EST_HUMAN	HA2981 Human fetal liver cDNA library Homo sapiens cDNA
5717	18509	31430	6.23	0.0E+00	11416801	NT	Homo sapiens protocadherin beta 2 (PCDHB2), mRNA
5722	18514	31433	1.21	0.0E+00	BE791173.1	EST_HUMAN	601584032F1 NIH_MGC_7 Homo sapiens cDNA clone IMAGE:3938551 5'
5731	18523	31444	1.13	0.0E+00	9998943	NT	Homo sapiens amiloride-sensitive cation channel 1, neuronal (degenerin) (ACCN1), mRNA
5732	18524	31445	6.69	0.0E+00	BE560082.1	EST_HUMAN	601345141F1 NIH_MGC_8 Homo sapiens cDNA clone IMAGE:3677843 5'
5733	18525	31446	1.67	0.0E+00	10048478	NT	Mus musculus ezzenin (Azz), mRNA
5734	18526	31447	4.05	0.0E+00	U96961.1	NT	Human L-type calcium channel beta-1 subunit (CACNLB1) gene, exon 13B and isoform beta-1B, complete cds
5734	18526	31448	4.05	0.0E+00	U86961.1	NT	Human L-type calcium channel beta-1 subunit (CACNLB1) gene, exon 13B and isoform beta-1B, complete cds
5752	18544	31466	2.28	0.0E+00	BF338935.1	EST_HUMAN	602036272F1 NCI_CGAP_Brm64 Homo sapiens cDNA clone IMAGE:4184321 5'
5756	18548	31468	1.03	0.0E+00	AF142621.1	NT	Homo sapiens calcium channel gamma 5 subunit (CACNG5) gene, exon 4 and complete cds
5757	18549	31470	3.06	0.0E+00	BE273983.1	EST_HUMAN	601104402F1 NIH_MGC_14 Homo sapiens cDNA clone IMAGE:3347463 5'
5769	18559	31486	0.88	0.0E+00	BE503096.1	EST_HUMAN	hz83d11.x1 NCI_CGAP_Lu24 Homo sapiens cDNA clone IMAGE:3214581 3' similar to TR:Q62084 Q62084
5773	18564	31493	1.87	0.0E+00	BF569005.1	EST_HUMAN	PHOSPHOLIPASE C NEIGHBORING ;
5778	18569	31497	1.21	0.0E+00	AA454642.1	EST_HUMAN	602185852F1 NIH_MGC_45 Homo sapiens cDNA clone IMAGE:4310076 5'
5811	18600	31528	2.38	0.0E+00	AF217289.1	NT	z69d06.s1 Soares_NHIMPu_S1 Homo sapiens cDNA clone IMAGE:811883 3'
5813	18602	31530	1.75	0.0E+00	BE828144.1	EST_HUMAN	Homo sapiens cadherin 20 (CDH20) mRNA, complete cds
5818	18607	31535	2.27	0.0E+00	BE968638.1	EST_HUMAN	RC9-ET0027-210600-022-G10 ET0027 Homo sapiens cDNA
5831	18620	31552	0.55	0.0E+00	BE673986.1	EST_HUMAN	601645287F1 NIH_MGC_56 Homo sapiens cDNA clone IMAGE:36930453 5'
5831	18620	31553	0.55	0.0E+00	BE673986.1	EST_HUMAN	7d72611.x1 NCI_CGAP_Lu24 Homo sapiens cDNA clone IMAGE:3278540 3' similar to SW:DAX1_HUMAN
5836	18625	31559	1.14	0.0E+00	AW276760.1	EST_HUMAN	P51843 ORPHAN NUCLEAR RECEPTOR DAX-1. [1];
5847	18634	31571	1.16	0.0E+00	BF031742.1	EST_HUMAN	P51843 ORPHAN NUCLEAR RECEPTOR DAX-1. [1];
5847	18634	31572	1.16	0.0E+00	BF031742.1	EST_HUMAN	601558060F1 NIH_MGC_58 Homo sapiens cDNA clone IMAGE:3827775 5'
5859	18646	31587	0.58	0.0E+00	AW470846.1	EST_HUMAN	601558060F1 NIH_MGC_58 Homo sapiens cDNA clone IMAGE:3927775 5'
5872	18659	31599	0.77	0.0E+00	BF155670.1	EST_HUMAN	601558060F1 NIH_MGC_58 Homo sapiens cDNA clone IMAGE:2875695 3' similar to TR:Q8Z1N3
							hz83d06.x1 NCI_CGAP_Kid12 Homo sapiens cDNA clone IMAGE:3278540 3' similar to TR:Q8Z1N3
							Q9Z1N3 MYOSIN-RHOGAP PROTEIN, MYR 7. ;
							QV4-HT0994-290900-399-at10 H70894 Homo sapiens cDNA

Single Exon Probes Expressed in Brain

Probe SEQ ID NO:	Exon SEQ ID NO:	ORF SEQ ID NO:	Expression Signal	Most Similar (Top) Hit BLAST E Value	Top Hit Accession No.	Top Hit Database Source	Top Hit Descriptor
5872	18659	31600	0.77	0.0E+00	BF155670.1	EST_HUMAN	QV4-HT0894-280900-399-a10 HT0894 Homo sapiens cDNA
5878	18684	31604	3.22	0.0E+00	W33069.1	EST_HUMAN	z08h06.r1 Soares_papillary_thyroid_tumor_NbHPA Homo sapiens cDNA clone IMAGE:321755 5'
5878	18684	31605	3.22	0.0E+00	W33069.1	EST_HUMAN	z08h06.r1 Soares_papillary_thyroid_tumor_NbHPA Homo sapiens cDNA clone IMAGE:321755 5'
5878	18685		2.51	0.0E+00	AF012618.1	NT	Homo sapiens familial mental retardation protein 2 (FMR2) gene, exon 14
5882	18688	31609	3.33	0.0E+00	BE260197.1	EST_HUMAN	601158515F1 NIH_MGC_21 Homo sapiens cDNA clone IMAGE:3505323 5'
5890	18675	31620	2.6	0.0E+00	BE888610.1	EST_HUMAN	601512630F1 NIH_MGC_71 Homo sapiens cDNA clone IMAGE:3914238 5'
5905	18690	31639	0.6	0.0E+00	AW752848.1	EST_HUMAN	IL3-CT0220-11189-028-E04 CT0220 Homo sapiens cDNA
5908	18692	31641	1.1	0.0E+00	11433071	NT	Homo sapiens KIAA0735 gene product; synaptic vesicle protein 2B homolog (KIAA0735), mRNA
5908	18692	31642	1.1	0.0E+00	11433071	NT	Homo sapiens KIAA0735 gene product; synaptic vesicle protein 2B homolog (KIAA0735), mRNA
5909	18693	31643	0.88	0.0E+00	BE901608.1	EST_HUMAN	601677736F1 NIH_MGC_21 Homo sapiens cDNA clone IMAGE:3960200 5'
5909	18693	31644	0.88	0.0E+00	BE901608.1	EST_HUMAN	601677736F1 NIH_MGC_21 Homo sapiens cDNA clone IMAGE:3960200 5'
5909	18693	31645	0.88	0.0E+00	BE901608.1	EST_HUMAN	601677736F1 NIH_MGC_21 Homo sapiens cDNA clone IMAGE:3960200 5'
5923	25081	31681	10.66	0.0E+00	9789896	NT	Homo sapiens potassium voltage-gated channel, Shal-related subfamily, member 2 (KCND2), mRNA
5928	18710	31684	1.2	0.0E+00	AA193506.1	EST_HUMAN	zr40h01.r1 Soares_NbHMPu_S1 Homo sapiens cDNA clone IMAGE:665905 5' similar to SW:YY05 HUMAN P42694 HYPOTHETICAL MYELOID CELL LINE PROTEIN 6. ;
5926	18710	31665	1.2	0.0E+00	AA193506.1	EST_HUMAN	zr40h01.r1 Soares_NbHMPu_S1 Homo sapiens cDNA clone IMAGE:665905 5' similar to SW:YY05 HUMAN P42694 HYPOTHETICAL MYELOID CELL LINE PROTEIN 5. ;
5948	18730	31689	16.77	0.0E+00	U34625.1	NT	Human T cell surface glycoprotein CD-6 mRNA, complete cds
5948	18730	31690	16.77	0.0E+00	U34625.1	NT	Human T cell surface glycoprotein CD-6 mRNA, complete cds
5987	18768	31732	0.99	0.0E+00	BE258330.1	EST_HUMAN	601114823F1 NIH_MGC_16 Homo sapiens cDNA clone IMAGE:3355565 5'
5997	18778	31740	1.2	0.0E+00	BE166661.1	EST_HUMAN	QV0-HT0368-090200-099-e08 HT0368 Homo sapiens cDNA
6007	18788	31750	0.85	0.0E+00	M38107.1	NT	Human neurofibromatosis type 1 (NF-1) mRNA, 3' end of cds
6040	18820	31781	1.32	0.0E+00	BE379007.1	EST_HUMAN	601236276F1 NIH_MGC_44 Homo sapiens cDNA clone IMAGE:3608490 5'
6046	18826	31787	1.39	0.0E+00	AU137772.1	EST_HUMAN	AU137772 PLACE1 Homo sapiens cDNA clone PLACE1007201 5'
6066	18945	31909	3.76	0.0E+00	U45982.1	NT	Human G protein-coupled receptor GPR-9-6 gene, complete cds
6094	18872	31839	4.52	0.0E+00	AA204740.1	EST_HUMAN	zq81d03.r1 Stratagene INT neuron (#937233) Homo sapiens cDNA clone IMAGE:648005 5' similar to TR:G854195 G854195 LEUKOCYTE SURFACE PROTEIN. ;
6095	18873	31840	3.97	0.0E+00	11545913	NT	Homo sapiens xylosyltransferase II (XT2), mRNA
6096	18873	31841	3.97	0.0E+00	11545913	NT	Homo sapiens xylosyltransferase II (XT2), mRNA
6129	18907	31875	1.14	0.0E+00	11428367	NT	Homo sapiens carcinoembryonic antigen-related cell adhesion molecule 8 (CEACAM8), mRNA
6133	18911	31880	2.87	0.0E+00	BE257173.1	EST_HUMAN	601109532F1 NIH_MGC_16 Homo sapiens cDNA clone IMAGE:3350622 5'
6147	18924		0.85	0.0E+00	A1686048.1	EST_HUMAN	#891f10.x1 NCI_LGAP_Pr28 Homo sapiens cDNA clone IMAGE:2248939 3' similar to TR:Q14839 Q14839 MI-2 PROTEIN. ;

Single Exon Probes Expressed in Brain

Probe SEQ ID NO:	Exon SEQ ID NO:	ORF SEQ ID NO:	Expression Signal	Most Similar (Top) Hit BLASTE Value	Top Hit Accession No.	Top Hit Database Source	Top Hit Descriptor
6151	18928	31897	1.53	0.0E+00	L35930.1	NT	Human anion exchanger (AE1) gene, exons 1-20
6159	18936	31903	1.22	0.0E+00	BE797385.1	EST_HUMAN	601587971F1 NIH_MGC_7 Homo sapiens cDNA clone IMAGE:3942329 5'
6159	18936	31904	1.22	0.0E+00	BE797385.1	EST_HUMAN	601587971F1 NIH_MGC_7 Homo sapiens cDNA clone IMAGE:3942329 5'
6170	18947	31919	0.57	0.0E+00	A1198025.1	EST_HUMAN	qi50b11.x1 NCI_CGAP_Brm25 Homo sapiens cDNA clone IMAGE:1859901 3' similar to TR:Q12838 Q12838 TFIIC ALPHA SUBUNIT ;
6170	18947	31920	0.67	0.0E+00	A1198025.1	EST_HUMAN	qi50b11.x1 NCI_CGAP_Brm25 Homo sapiens cDNA clone IMAGE:1859901 3' similar to TR:Q12838 Q12838 TFIIC ALPHA SUBUNIT ;
6172	18949	31921	0.85	0.0E+00	BF357123.1	EST_HUMAN	MR0-HT0923-220800-102-505 HT0923 Homo sapiens cDNA
6180	18957	31931	1.08	0.0E+00	114355630	NT	Homo sapiens peptide transporter 3 (LOC51298). mRNA
6189	18966	31939	0.65	0.0E+00	D55649.1	NT	Human mRNA for alpha mannosidase II isozyme, complete cds
6207	18982	31961	1.03	0.0E+00	AW178142.1	EST_HUMAN	IL3-HT0062-070999-014-A04 HT0062 Homo sapiens cDNA
6228	19002	31978	0.66	0.0E+00	BE674544.1	EST_HUMAN	7602c12.x1 NCI_CGAP_Lu24 Homo sapiens cDNA clone IMAGE:3281302 3' similar to SW:Y176_HUMAN
6232	19006	31983	1.33	0.0E+00	7602039	NT	Q14681 HYPOTHETICAL PROTEIN KIAA0178 ;
6246	19020		8.59	0.0E+00	AV650020.1	EST_HUMAN	Homo sapiens KIAA0285 gene product (KIAA0285), mRNA
6264	19028	32003	3.13	0.0E+00	AW675598.1	EST_HUMAN	AV650020 GLC Homo sapiens cDNA clone GLCCAD09 3'
6257	18031	32006	6.26	0.0E+00	H01255.1	EST_HUMAN	UI-HF-BL0-acc-g-12-0-UI.s1 NIH_MGC_37 Homo sapiens cDNA clone IMAGE:3068761 3'
6269	18042	32019	1.6	0.0E+00	X15377.1	NT	yf27b03.r1 Soares placenta Nb2HP Homo sapiens cDNA clone IMAGE:149833 5'
6271	18044	32021	0.65	0.0E+00	AA456375.1	EST_HUMAN	Human gene for the light and heavy chains of myeloperoxidase
6272	19045	32022	1.3	0.0E+00	A1612841.1	EST_HUMAN	aa14607.r1 Soares NIHMPu_S1 Homo sapiens cDNA clone IMAGE:813252 5'
6278	19051	32028	4.71	0.0E+00	BE735989.1	EST_HUMAN	tz57d08.x1 NCI_CGAP_Ov65 Homo sapiens cDNA clone IMAGE:2292887 3' similar to SW:NTCS_HUMAN
6278	19051	32029	4.71	0.0E+00	BE735989.1	EST_HUMAN	P53796 SODIUM- AND CHLORIDE-DEPENDENT CREATINE TRANSPORTER 2 ;
6282	19055	32035	0.86	0.0E+00	AW748596.1	EST_HUMAN	601305398F1 NIH_MGC_39 Homo sapiens cDNA clone IMAGE:3639616 5'
6282	19055	32036	0.86	0.0E+00	AW748596.1	EST_HUMAN	601305398F1 NIH_MGC_39 Homo sapiens cDNA clone IMAGE:3639616 5'
6283	19056		0.8	0.0E+00	U77629.1	NT	MR0-BT0264-221199-002-f11 BT0264 Homo sapiens cDNA
6285	19058	32038	15.59	0.0E+00	AU119245.1	EST_HUMAN	MR0-BT0264-221199-002-f11 BT0264 Homo sapiens cDNA
6285	19058	32039	15.59	0.0E+00	AU119245.1	EST_HUMAN	Homo sapiens Acheete-Scute homologue 2 (ASCL2) gene, complete cds
6289	19062	32044	0.8	0.0E+00	BE780453.1	EST_HUMAN	AU119245 HEMBA1 Homo sapiens cDNA clone HEMBA1005360 5'
6280	19063	32045	1.12	0.0E+00	X92217.1	NT	AU119245 HEMBA1 Homo sapiens cDNA clone HEMBA1005360 5'
6304	19076	32062	1.52	0.0E+00	A1889483.1	EST_HUMAN	601468712F1 NIH_MGC_67 Homo sapiens cDNA clone IMAGE:3871899 5'
6317	19088	32072	6.91	0.0E+00	BE283153.1	EST_HUMAN	H. sapiens germline immunoglobulin heavy chain, variable region, (13-2)
6317	19088	32073	6.91	0.0E+00	BE283153.1	EST_HUMAN	ws25c07.x1 NCI_CGAP_G06 Homo sapiens cDNA clone IMAGE:2498220 3'
							601105344F1 NIH_MGC_15 Homo sapiens cDNA clone IMAGE:2987963 5'
							601105344F1 NIH_MGC_15 Homo sapiens cDNA clone IMAGE:2987963 5'

Page 511 of 536  
Table 4

Single Exon Probes Expressed in Brain

Probe SEQ ID NO:	Exon SEQ ID NO:	ORF SEQ ID NO:	Expression Signal	Most Similar (Top) Hit BLAST E Value	Top Hit Accession No.	Top Hit Database Source	Top Hit Descriptor
6355	19126	32119	0.58	0.0E+00	BF057438.1	EST_HUMAN	7k43h05.x1 NCI_CGAP_Ov18 Homo sapiens cDNA clone IMAGE:3478496 3' similar to TR:O14663 O14563 R31240_1;
6388	19157	32157	1.89	0.0E+00	AW406348.1	EST_HUMAN	UIHF-BLO-eco-h-02-0-J1.1 NIH_MGC_37 Homo sapiens cDNA clone IMAGE:3059631 5'
6388	19157	32158	1.89	0.0E+00	AW406348.1	EST_HUMAN	UIHF-BLO-eco-h-02-0-J1.1 NIH_MGC_37 Homo sapiens cDNA clone IMAGE:3059631 5'
6418	19186	32184	0.79	0.0E+00	AV719444.1	EST_HUMAN	AV719444 GLG Homo sapiens cDNA clone GLCEHC06 5'
6427	19195	32191	0.98	0.0E+00	BE898340.1	EST_HUMAN	601881150F1 NIH_MGC_9 Homo sapiens cDNA clone IMAGE:3951301 5'
6427	19195	32192	0.98	0.0E+00	BE898340.1	EST_HUMAN	601881150F1 NIH_MGC_9 Homo sapiens cDNA clone IMAGE:3951301 5'
6430	19198	32195	2.24	0.0E+00	AF190860.1	NT	Homo sapiens low voltage-activated T-type calcium channel alpha 1G splice variant CavT.1a (CACNA1G) mRNA, complete cds
6433	19201	32197	1.17	0.0E+00	11420658	NT	Homo sapiens transformation/transcription domain-associated protein (TRRAP), mRNA
6440	19208	32204	7.5	0.0E+00	AW163640.1	EST_HUMAN	au96h08.y1 Schneider fetal brain 00004 Homo sapiens cDNA clone IMAGE:2784159 5' similar to TR:O16390 O16390 GT24. [3] TR:O43840 TR:O43206 ;
6440	19208	32205	7.5	0.0E+00	AW163640.1	EST_HUMAN	au96h08.y1 Schneider fetal brain 00004 Homo sapiens cDNA clone IMAGE:2784159 5' similar to TR:O16390 O16390 GT24. [3] TR:O43840 TR:O43206 ;
6444	19212	32208	0.97	0.0E+00	W37163.1	EST_HUMAN	au96h08.y1 Schneider fetal brain 00004 Homo sapiens cDNA clone IMAGE:2784159 5' similar to TR:O16390 O16390 GT24. [3] TR:O43840 TR:O43206 ;
6444	19212	32209	0.97	0.0E+00	W37163.1	EST_HUMAN	au96h08.y1 Schneider fetal brain 00004 Homo sapiens cDNA clone IMAGE:2784159 5' similar to TR:O16390 O16390 GT24. [3] TR:O43840 TR:O43206 ;
6459	19226	32226	1.08	0.0E+00	BE764853.1	EST_HUMAN	z620e06.r1 Soares_fetal_lung_NbHL19W Homo sapiens cDNA clone IMAGE:3943504 5'
6466	19233	32233	5.81	0.0E+00	BE799873.1	EST_HUMAN	SW:ZN45_HUMAN_Q02386 ZINC FINGER PROTEIN 45 ;
6467	19234	32234	0.56	0.0E+00	BE767955.1	EST_HUMAN	z620e06.r1 Soares_fetal_lung_NbHL19W Homo sapiens cDNA clone IMAGE:3941847 5'
6467	19234	32235	0.56	0.0E+00	BE767955.1	EST_HUMAN	z620e06.r1 Soares_fetal_lung_NbHL19W Homo sapiens cDNA clone IMAGE:3941847 5'
6471	19238	32238	6.95	0.0E+00	BE889813.1	EST_HUMAN	QV1-GN0065-140800-318-h02 GN0065 Homo sapiens cDNA
6471	19238	32239	6.95	0.0E+00	BE889813.1	EST_HUMAN	QV1-GN0065-140800-318-h02 GN0065 Homo sapiens cDNA
6480	19247	32247	5.82	0.0E+00	L24493.1	NT	Human antigen CD27 gene, exons 1-2
6485	19252	32251	1.98	0.0E+00	AL163204.2	NT	Homo sapiens chromosome 21 segment HS21C004
6485	19252	32252	1.98	0.0E+00	AL163204.2	NT	Homo sapiens chromosome 21 segment HS21C004
6491	19258	32259	4.06	0.0E+00	6005983	NT	Homo sapiens zona pellucida glycoprotein 3A (sperm receptor) (ZP3A), mRNA
6494	19260	32261	4.76	0.0E+00	AI638412.1	EST_HUMAN	h31f11.x1 NCI_CGAP_GC8 Homo sapiens cDNA clone IMAGE:2242413 3' similar to SW:WNT3_MOUSE
6495	19261	32262	1.36	0.0E+00	L32832.1	NT	P17553 WNT-3 PROTO-ONCOGENE PROTEIN PRECURSOR. ;
6507	19272	32273	4.12	0.0E+00	AA434594.1	EST_HUMAN	Homo sapiens zinc finger homeodomain protein (ATBF1-A) mRNA, complete cds
6520	19286	BF217200.1	0.99	0.0E+00	BF217200.1	EST_HUMAN	zw52c03.r1 Soares_fetal_lung_Nb2HF8_9w Homo sapiens cDNA clone IMAGE:773668 5'
6523	19289	BE925875.1	1.82	0.0E+00	BE925875.1	EST_HUMAN	601885317F1 NIH_MGC_57 Homo sapiens cDNA clone IMAGE:4103663 5'

Page 512 of 536  
Table 4  
Single Exon Probes Expressed in Brain

Probe SEQ ID NO:	Exon SEQ ID NO:	ORF SEQ ID NO:	Expression Signal	Most Similar (Top) Hit BLAST E Value	Top Hit Accession No.	Top Hit Database Source	Top Hit Descriptor
6554	19319	32326	1.11	0.0E+00	11426758	NT	Homo sapiens solute carrier family 1 (high affinity aspartate/glutamate transporter), member 6 (SLC1A6), mRNA
6554	19319	32326	1.11	0.0E+00	11426758	NT	Homo sapiens solute carrier family 1 (high affinity aspartate/glutamate transporter), member 6 (SLC1A6), mRNA
6571	19335	32346	1.6	0.0E+00	AU125928.1	EST_HUMAN	AU125928 NT2RM4 Homo sapiens cDNA clone NT2RM4002430 5'
6573	19337	32348	1.88	0.0E+00	BE701434.1	EST_HUMAN	PM2-NN0174-260700-001-h10 NN0174 Homo sapiens cDNA
6573	19337	32349	1.88	0.0E+00	BE701434.1	EST_HUMAN	PM2-NN0174-260700-001-h10 NN0174 Homo sapiens cDNA
6594	19357	32371	1.67	0.0E+00	BE142363.1	EST_HUMAN	CM0-P10143-270999-062-d08 HT0143 Homo sapiens cDNA
6614	19377	32391	1.44	0.0E+00	BE006012.1	EST_HUMAN	RC0-BN0121-280300-032-e04 BN0121 Homo sapiens cDNA
6614	19377	32392	1.44	0.0E+00	BE006012.1	EST_HUMAN	RC0-BN0121-280300-032-e04 BN0121 Homo sapiens cDNA
6638	19400	32415	8.38	0.0E+00	BE169131.1	EST_HUMAN	PM3-HT0520-230200-002-c08 HT0520 Homo sapiens cDNA
6640	19402	32417	1.93	0.0E+00	BF085667.1	EST_HUMAN	IL6-GN0032-180900-145-d07 GN0032 Homo sapiens cDNA
6678	19595	32633	3.49	0.0E+00	AA190765.1	EST_HUMAN	zp88e03.t1 Stratagene HeLa cell s3 837216 Homo sapiens cDNA clone IMAGE:627292 5'
6690	19607	32647	0.94	0.0E+00	U39573.1	NT	Human salivary peroxidase mRNA, complete cds
6693	19610	32649	0.91	0.0E+00	BE671987.1	EST_HUMAN	7e49b07.x1 NCL_CGAP_GC6 Homo sapiens cDNA clone IMAGE:3222037 3' similar to TR:Q9Z285 Q9Z285 TEKTIN.1
6703	19618	32660	6.69	0.0E+00	A940621.1	EST_HUMAN	IL3-ST0024-230789-001-801 ST0024 Homo sapiens cDNA
6703	19618	32661	6.69	0.0E+00	A940621.1	EST_HUMAN	IL3-ST0024-230789-001-801 ST0024 Homo sapiens cDNA
6714	19629	32674	1.91	0.0E+00	11435628	NT	Homo sapiens CD8 antigen (CD8), mRNA
6726	19560	32592	0.99	0.0E+00	AL042443.1	EST_HUMAN	DKFZp434D2021_1 434 (synonym: htes3) Homo sapiens cDNA clone IMAGE:1565761 3' similar to co10d01.x1 Soares NSF_F8 9W_OT_PA_S1 Homo sapiens cDNA clone IMAGE:3842080 5'
6729	19563	32595	0.9	0.0E+00	A1166270.1	EST_HUMAN	TR:Q26623 Q26623 TEKTIN Ct.1
6734	19568	32600	0.83	0.0E+00	BE734087.1	EST_HUMAN	601567370F1 NIH_MGC_21 Homo sapiens cDNA clone IMAGE:3842080 5'
6752	17921	30566	1.68	0.0E+00	BE566381.1	EST_HUMAN	601339877F1 NIH_MGC_53 Homo sapiens cDNA clone IMAGE:3692287 5'
6761	17930	30565	11.84	0.0E+00	BE867989.1	EST_HUMAN	601443667F1 NIH_MGC_65 Homo sapiens cDNA clone IMAGE:3847697 5'
6761	17930	30566	11.84	0.0E+00	BE867989.1	EST_HUMAN	601443667F1 NIH_MGC_65 Homo sapiens cDNA clone IMAGE:3847697 5'
6766	19510	32535	2.2	0.0E+00	BE550162.1	EST_HUMAN	7b49f03.x1 NCL_CGAP_Lu24 Homo sapiens cDNA clone IMAGE:3231561 3' similar to SW:GG95_HUMAN Q08379 GOLGIN-95.1
6766	19510	32536	2.2	0.0E+00	BE550162.1	EST_HUMAN	7b49f03.x1 NCL_CGAP_Lu24 Homo sapiens cDNA clone IMAGE:3231561 3' similar to SW:GG95_HUMAN Q08379 GOLGIN-95.1
6790	19534	32562	1.26	0.0E+00	BF089376.1	EST_HUMAN	CM1-HT0877-060900-397-g11 HT0877 Homo sapiens cDNA
6796	19540	32568	2.48	0.0E+00	AA195106.1	EST_HUMAN	zr94g03.t1 Soares NihHMPu_S1 Homo sapiens cDNA clone IMAGE:665332 5'
6803	19484		12.37	0.0E+00	11034810	NT	Homo sapiens catenin (cadherin-associated protein), delta 2 (neural plakophilin-related arm-repeat protein) (CTNND2), mRNA

Page 513 of 536  
Table 4  
Single Exon Probes Expressed in Brain

Probe SEQ ID NO:	Exon SEQ ID NO:	ORF SEQ ID NO:	Expression Signal	Most Similar (Top) Hit BLAST E Value	Top Hit Accession No.	Top Hit Database Source	Top Hit Descriptor
6805	19468	32487	1.08	0.0E+00	11431474	NT	Homo sapiens sodium channel, nonvoltage-gated 1, beta (Liddle syndrome) (SCNN1B), mRNA
6807	19468	32490	0.6	0.0E+00	BE313076.1	EST_HUMAN	601150662F1 NIH_MGC_19 Homo sapiens cDNA clone IMAGE:3503391 5'
6807	19468	32491	0.6	0.0E+00	BE313075.1	EST_HUMAN	601150662F1 NIH_MGC_19 Homo sapiens cDNA clone IMAGE:3503391 5'
6822	19483	32505	2.69	0.0E+00	BF569805.1	EST_HUMAN	602185852F1 NIH_MGC_45 Homo sapiens cDNA clone IMAGE:4310076 5'
6837	19499		2.32	0.0E+00	J03069.1	NT	Human MYCL2 gene, complete cds
6845	19545	32573	3.52	0.0E+00	AF217289.1	NT	Homo sapiens cadherin 20 (CDH20) mRNA, complete cds
6845	19545	32574	3.52	0.0E+00	AF217289.1	NT	Homo sapiens cadherin 20 (CDH20) mRNA, complete cds
6846	18546	32575	1.18	0.0E+00	M38113.1	NT	Human neurofibromatosis type 1 gene, exon x6
6858	17835	30571	3.2	0.0E+00	11420775	NT	Homo sapiens melanoma antigen, family B, 2 (MAGEB2), mRNA
6859	17836	30572	0.74	0.0E+00	A1419969.1	EST_HUMAN	ig53c06.x1 Soares_NFL_T_GBC_S1 Homo sapiens cDNA clone IMAGE:2112490 3' similar to SW:OXYB_HUMAN P22059 OXYSTEROL-BINDING PROTEIN. ;
6859	17936	30573	0.74	0.0E+00	A1419969.1	EST_HUMAN	ig53c06.x1 Soares_NFL_T_GBC_S1 Homo sapiens cDNA clone IMAGE:2112490 3' similar to SW:OXYB_HUMAN P22059 OXYSTEROL-BINDING PROTEIN. ;
6863	17940	30576	0.78	0.0E+00	BE256708.1	EST_HUMAN	601115515F1 NIH_MGC_16 Homo sapiens cDNA clone IMAGE:3356330 5'
6874	17850	30546	0.58	0.0E+00	BE904955.1	EST_HUMAN	601498743F1 NIH_MGC_70 Homo sapiens cDNA clone IMAGE:3898739 5'
6884	17960	30514	1.05	0.0E+00	AU118478.1	EST_HUMAN	AU118478 HEMBA1 Homo sapiens cDNA clone HEMBA1003679 5'
6887	17963	30518	8.08	0.0E+00	BE282941.1	EST_HUMAN	601148954F1 NIH_MGC_19 Homo sapiens cDNA clone IMAGE:3501829 5'
6888	17964	30519	2.28	0.0E+00	Z37976.1	NT	H. sapiens mRNA for latent transforming growth factor-beta binding protein (LTBP-2)
6888	17964	30520	2.28	0.0E+00	Z37976.1	NT	H. sapiens mRNA for latent transforming growth factor-beta binding protein (LTBP-2)
6889	17965	30521	3.28	0.0E+00	AF257737.1	NT	Homo sapiens ciliary dynein heavy chain 9 (DNAH9) mRNA, complete cds
6889	17965	30522	3.26	0.0E+00	AF257737.1	NT	Homo sapiens ciliary dynein heavy chain 9 (DNAH9) mRNA, complete cds
6894	17970	30527	1.06	0.0E+00	AF310105.1	NT	Homo sapiens NALP1 mRNA, complete cds
6899	19637	32681	1.03	0.0E+00	BE762770.1	EST_HUMAN	QY3-NT0022-140600-223-01 NT0022 Homo sapiens cDNA
6904	18642	32687	2.37	0.0E+00	BF569805.1	EST_HUMAN	602185852F1 NIH_MGC_45 Homo sapiens cDNA clone IMAGE:4310076 5'
6908	18646	32692	4.53	0.0E+00	L01978.1	NT	Human type IV sodium channel alpha polypeptide (SCN4A) gene, exon 19
6913	19650	32696	0.79	0.0E+00	AW502362.1	EST_HUMAN	UJ-HF-BR0p-aka-d-10-0-UJ.1 NIH_MGC_52 Homo sapiens cDNA clone IMAGE:3076290 5'
6913	19650	32697	0.79	0.0E+00	AW502362.1	EST_HUMAN	UJ-HF-BR0p-aka-d-10-0-UJ.1 NIH_MGC_52 Homo sapiens cDNA clone IMAGE:3076290 5'
6922	19656	32704	0.7	0.0E+00	AL039581.1	EST_HUMAN	DKFZp434D2211_1 494 (synonym: htes5) Homo sapiens cDNA clone DKFZp434D2211 5'
6922	19656	32705	0.7	0.0E+00	AL039581.1	EST_HUMAN	DKFZp434D2211_1 494 (synonym: htes5) Homo sapiens cDNA clone DKFZp434D2211 5'
6929	19665	32711	5.87	0.0E+00	BF306986.1	EST_HUMAN	601889823F1 NIH_MGC_17 Homo sapiens cDNA clone IMAGE:4123948 5'
6934	19669	32715	2.33	0.0E+00	UJ41302.1	NT	Human chromosome 19 creatine transporter (SLC6A8) and (CDM) paralogous genes, complete cds
6972	19464	32474	1.18	0.0E+00	AL049784.1	NT	Novel human gene mapping to chromosome 13
7008	19700	32754	0.65	0.0E+00	AB026893.1	NT	Homo sapiens mRNA for vascular cadherin-2, complete cds

Page 514 of 536  
Table 4  
Single Exon Probes Expressed in Brain

Probe SEQ ID NO:	Exon SEQ ID NO:	ORF SEQ ID NO:	Expression Signal	Most Similar (Top) Hit BLAST E Value	Top Hit Accession No.	Top Hit Database Source	Top Hit Descriptor
7008	19700	32755	0.65	0.0E+00	AB028893.1	NT	Homo sapiens mRNA for vascular cadherin-2, complete cds
7013	19705	32761	1.07	0.0E+00	AU137738.1	EST_HUMAN	AU137738 PLACE1 Homo sapiens cDNA clone PLACE1007120 5'
7019	19705	32762	1.07	0.0E+00	AU137738.1	EST_HUMAN	AU137738 PLACE1 Homo sapiens cDNA clone PLACE1007120 5'
7019	19711	32768	1.2	0.0E+00	AW954806.1	EST_HUMAN	EST366878 IMAGE resequences, MAGC Homo sapiens cDNA
7020	19712	32766	0.9	0.0E+00	BE254103.1	EST_HUMAN	601113958F1 NIH_MGC_16 Homo sapiens cDNA clone IMAGE:3354586 5'
7033	19725	32781	0.98	0.0E+00	L01973.1	NT	Human type VI sodium channel alpha polypeptide (SCN4A) gene, exon 14
7041	19732	32791	0.64	0.0E+00	AB007935.1	NT	Homo sapiens mRNA for KIAA0466 protein, partial cds
7041	19732	32792	0.64	0.0E+00	AB007935.1	NT	Homo sapiens mRNA for KIAA0466 protein, partial cds
7047	19738	32796	2.73	0.0E+00	AU133213.1	EST_HUMAN	AU133213 NT2RP4 Homo sapiens cDNA clone NT2RP4001656 5'
7062	19763	32818	0.95	0.0E+00	11428081	NT	Homo sapiens membrane protein CH1 (CH1), mRNA
7084	19755	32820	0.56	0.0E+00	AA312125.1	EST_HUMAN	EST182818 Jurkat T-cells VI Homo sapiens cDNA 5' end
7069	19760		2.57	0.0E+00	AU143706.1	EST_HUMAN	AU143706 Y79AA1 Homo sapiens cDNA clone Y79AA1002365 5'
7070	19761	32826	0.94	0.0E+00	4758699	NT	Homo sapiens netr1n 1 (NTN1), mRNA
7079	19770	32884	1.32	0.0E+00	BE891286.1	EST_HUMAN	60143181F1 NIH_MGC_72 Homo sapiens cDNA clone IMAGE:3917184 5'
7079	19770	32836	1.32	0.0E+00	BE891286.1	EST_HUMAN	60143181F1 NIH_MGC_72 Homo sapiens cDNA clone IMAGE:3917184 5'
7100	17981	30496	2.54	0.0E+00	AF137286.1	NT	Homo sapiens keratin 12 (KRT12) gene, complete cds
7100	17981	30496	2.54	0.0E+00	AF137286.1	NT	Homo sapiens keratin 12 (KRT12) gene, complete cds
7122	19810	32876	5.01	0.0E+00	11436699	NT	Homo sapiens vitamin D (1,25-dihydroxyvitamin D3) receptor (VDR), mRNA
7122	19810	32877	5.01	0.0E+00	11436699	NT	Homo sapiens vitamin D (1,25-dihydroxyvitamin D3) receptor (VDR), mRNA
7197	19824	32891	0.55	0.0E+00	AF227744.1	NT	Homo sapiens voltage-dependent calcium channel alpha 1G subunit isoform ae (CACNA1G) mRNA, complete cds
7156	19843	32911	37.67	0.0E+00	A1128344.1	EST_HUMAN	qc67a07.x1 Soares_placenta_8tc6w6eeks_2NBHP8tc69W Homo sapiens cDNA clone IMAGE:1714644 3' similar to SW:ARSD_HUMAN P51689 ARYL-SULFATASE D PRECURSOR ;contains element HGR repetitive element ;
7156	19843	32912	37.67	0.0E+00	A1128344.1	EST_HUMAN	qc67a07.x1 Soares_placenta_8tc6w6eeks_2NBHP8tc69W Homo sapiens cDNA clone IMAGE:1714644 3' similar to SW:ARSD_HUMAN P51689 ARYL-SULFATASE D PRECURSOR ;contains element HGR repetitive element ;
7158	19845	32914	0.66	0.0E+00	AF227135.1	NT	Homo sapiens candidate taste receptor T2R9 gene, complete cds
7158	19845	32915	0.66	0.0E+00	AF227135.1	NT	Homo sapiens candidate taste receptor T2R9 gene, complete cds
7161	19848	32918	4.65	0.0E+00	11426392	NT	Homo sapiens myosin, heavy polypeptide 8, skeletal muscle, perinatal (MYH8), mRNA
7161	19848	32919	4.65	0.0E+00	11426392	NT	Homo sapiens myosin, heavy polypeptide 8, skeletal muscle, perinatal (MYH8), mRNA
7163	19850		15.23	0.0E+00	BF337375.1	EST_HUMAN	602035089F1 NCI_CGAP_Birm64 Homo sapiens cDNA clone IMAGE:4182839 5'
7165	19852	32921	2.85	0.0E+00	AA128453.1	EST_HUMAN	zr60f08.t1 Stratagene muscle 937209 Homo sapiens cDNA clone IMAGE:562601 5' similar to TR:G806562 G806562 NIEBLJN. ;



Page 515 of 536  
Table 4  
Single Exon Probes Expressed In Brain

Probe SEQ ID NO:	Exon SEQ ID NO:	ORF SEQ ID NO:	Expression Signal	Most Similar (Top) Hit BLAST E Value	Top Hit Accession No.	Top Hit Database Source	Top Hit Descriptor
7170	19859	32927	0.7	0.0E+00	AL079497.1	EST_HUMAN	DKFZp434B0226_r1_434 (synonym: htes3) Homo sapiens cDNA clone DKFZp434B0226 5'
7170	19856	32928	0.7	0.0E+00	AL079497.1	EST_HUMAN	DKFZp434B0226_r1_434 (synonym: htes3) Homo sapiens cDNA clone DKFZp434B0226 5'
7208	19893	32969	1.09	0.0E+00	BE295498.1	EST_HUMAN	601174578F1 NIH_MGC_17 Homo sapiens cDNA clone IMAGE:3529794 5'
7210	19895	32970	1	0.0E+00	11427965	NT	Homo sapiens hypothetical protein [FLJ20261], mRNA
7213	19898		1.42	0.0E+00	AU118607.1	EST_HUMAN	AU118607 HEMBA1 Homo sapiens cDNA clone HEMBA1003969 5'
7214	19899	32973	1.99	0.0E+00	AF005213.1	NT	Homo sapiens ankryin 1 (ANK1) mRNA, complete cds
7214	19899	32974	1.99	0.0E+00	AF005213.1	NT	Homo sapiens ankryin 1 (ANK1) mRNA, complete cds
7226	19911	32984	0.87	0.0E+00	AF248505.1	NT	Homo sapiens adfican mRNA, complete cds
7232	19917	32989	8.04	0.0E+00	X70172.1	NT	H. sapiens DNA for ZNGP2 pseudogene, exon 4
7234	19919	32991	8.51	0.0E+00	U45448.1	NT	Human P2xt1 receptor mRNA, complete cds
7234	19919	32992	8.51	0.0E+00	U45448.1	NT	Human P2xt1 receptor mRNA, complete cds
7247	19932	33007	0.86	0.0E+00	AW956503.1	EST_HUMAN	EST368573 MAGe rescues, MAGD Homo sapiens cDNA
7249	19934	33009	0.56	0.0E+00	BE672445.1	EST_HUMAN	7a60h08.x1 NCL_CGAP_GC6 Homo sapiens cDNA clone IMAGE:3223167 3' similar to gb:M64911_rna1 IG HEAVY CHAIN PRECURSOR V-II REGION (HUMAN);
7250	19935	33010	2.52	0.0E+00	AW950516.1	EST_HUMAN	EST362586 MAGe rescues, MAGA Homo sapiens cDNA
7273	19957	33033	0.57	0.0E+00	AF001543.1	EST_HUMAN	AF001543 Human cDNA (Chandrasekharappa,S.C.) Homo sapiens cDNA clone kappa_200
7273	19957	33034	0.57	0.0E+00	AF001543.1	EST_HUMAN	AF001543 Human cDNA (Chandrasekharappa,S.C.) Homo sapiens cDNA clone kappa_200
7273	19957	33035	0.57	0.0E+00	AF001543.1	EST_HUMAN	AF001543 Human cDNA (Chandrasekharappa,S.C.) Homo sapiens cDNA clone kappa_200
7292	19975		0.56	0.0E+00	M80354.1	NT	Human BTF3 protein homologue gene, complete cds
7293	19976	33063	0.88	0.0E+00	BE408293.1	EST_HUMAN	601302679F1 NIH_MGC_21 Homo sapiens cDNA clone IMAGE:3637434 5'
7305	19998	33064	0.6	0.0E+00	AW402542.1	EST_HUMAN	UI-HF-BK0-aas-g-07-0-J1.1 NIH_MGC_36 Homo sapiens cDNA clone IMAGE:3054924 5'
7322	20005		1.43	0.0E+00	R87430.1	EST_HUMAN	ym88h10.f1 Soares adult brain N2b4HB55Y Homo sapiens cDNA clone IMAGE:166051 5'
7323	20006	33083	1.88	0.0E+00	AW239326.1	EST_HUMAN	x639a05.y1 NCL_CGAP_Lu31 Homo sapiens cDNA clone IMAGE:2578640 5' similar to TR:Q08050 Q08050 HNF3/FH TRANSCRIPTION FACTOR GENESIS ;
7342	20023		1.31	0.0E+00	AU117553.1	EST_HUMAN	AU117553 HEMBA1 Homo sapiens cDNA clone HEMBA1001661 5'
7344	20025	33101	3.67	0.0E+00	11427135	NT	Homo sapiens glucagon-like peptida 2 receptor (GLP2R), mRNA
7366	20046	33125	0.58	0.0E+00	BF229235.1	EST_HUMAN	MIR0-AN00083-270900-004-f07 AN00083 Homo sapiens cDNA
7372	20052	33133	0.67	0.0E+00	L32832.1	NT	Homo sapiens zinc finger homeodomain protein (ATBF1-A) mRNA, complete cds
7397	20075	33154	1.18	0.0E+00	BF306996.1	EST_HUMAN	601889823F1 NIH_MGC_17 Homo sapiens cDNA clone IMAGE:4123948 5'
7397	20075	33155	1.18	0.0E+00	BF306996.1	EST_HUMAN	601889823F1 NIH_MGC_17 Homo sapiens cDNA clone IMAGE:4123948 5'
7406	20083	33166	0.82	0.0E+00	AU118767.1	EST_HUMAN	AU118767 HEMBA1 Homo sapiens cDNA clone HEMBA1004314 5'
7460	20133	33223	4.16	0.0E+00	A1752561.1	EST_HUMAN	cm17d05.x1 Normal Human Trabecular Bone Cells Homo sapiens cDNA clone NHTBC_cm17d05 random

Page 516 of 536  
Table 4  
Single Exon Probes Expressed in Brain

Probe SEQ ID NO:	Exon SEQ ID NO:	ORF SEQ ID NO:	Expression Signal	Most Similar (Top) Hit BLAST E Value	Top Hit Accession No.	Top Hit Database Source	Top Hit Descriptor
7460	20133	33224	4.16	0.0E+00	AI752561.1	EST_HUMAN	cn17d05.x1 Normal Human Trabecular Bone Cells Homo sapiens cDNA clone NIH7BC_cn17d05 random
7535	20205	33301	1.83	0.0E+00	AF064205.1	NT	Homo sapiens dynactin 1 (DCTN1) gene, alternatively spliced products, exons 7 through 32 and complete cds
7543	20213	33313	1.14	0.0E+00	U74315.1	EST_HUMAN	Homo sapiens dynactin 1 (DCTN1) gene, alternatively spliced products, exons 7 through 32 and complete cds
7557	20227	33330	1.1	0.0E+00	11417342	NT	HSU74315 Human chromosome 14 Homo sapiens cDNA clone 1-4
7570	20239	33343	2.28	0.0E+00	AW672785.1	EST_HUMAN	Homo sapiens sema domain, seven thrombospondin repeats (type 1 and type 1-like), transmembrane domain (TM) and short cytoplasmic domain, (semaphorin) 5A (SEMA5A), mRNA
7670	20238	33344	2.28	0.0E+00	AW672785.1	EST_HUMAN	ba01e06.y1 NIH_MGC_7 Homo sapiens cDNA clone IMAGE:2823106 5' similar to SW:P101_PIG O02696 PHOSPHATIDYLINOSITOL 3-KINASE REGULATORY SUBUNIT ;
7696	20264	33380	1.97	0.0E+00	A1825504.1	EST_HUMAN	ba01e06.y1 NIH_MGC_7 Homo sapiens cDNA clone IMAGE:2823106 5' similar to SW:P101_PIG O02696 PHOSPHATIDYLINOSITOL 3-KINASE REGULATORY SUBUNIT ;
7696	20254	33381	1.97	0.0E+00	A1825504.1	EST_HUMAN	wp17g05.x1 NCI_CGAP_G06 Homo sapiens cDNA clone IMAGE:2305976 3' similar to TR:O75363 O75363 AIBC1. ;
7594	20262	33370	1.51	0.0E+00	6912735	NT	wb17g05.x1 NCI_CGAP_G06 Homo sapiens cDNA clone IMAGE:2305976 3' similar to TR:O75363 O75363 AIBC1. ;
7604	20270	33377	5.87	0.0E+00	N76126.1	EST_HUMAN	Homo sapiens transient receptor potential channel 5 (TRPC5), mRNA
7613	20270	33387	5.41	0.0E+00	AU129822.1	EST_HUMAN	z889e05.s1 Soares_fetal_lung_NHL19W Homo sapiens cDNA clone IMAGE:289458 3'
7633	25117	33406	0.97	0.0E+00	AW069274.1	EST_HUMAN	601885465F1 NIH_MGC_67 Homo sapiens cDNA clone IMAGE:4103729 5'
7638	20301	33408	6.26	0.0E+00	4501848	NT	AU129622 NT2RP2 Homo sapiens cDNA clone NT2RP2005913 5'
7643	20308	33416	1.13	0.0E+00	AV758467.1	EST_HUMAN	cr42e09.x1 Jia bone marrow stroma Homo sapiens cDNA clone HBMSC_cr42e09 3'
7645	20309	33417	6.31	0.0E+00	BE739870.1	EST_HUMAN	cr42e09.x1 Jia bone marrow stroma Homo sapiens cDNA clone HBMSC_cr42e09 3'
7645	20309	33418	6.31	0.0E+00	BE739870.1	EST_HUMAN	Homo sapiens ATP-binding cassette, sub-family A (ABC1), member 3 (ABCA3), mRNA
7646	20310	33419	1.18	0.0E+00	6912461	NT	AV758467 BM Homo sapiens cDNA clone BMFBGG05 5'
7646	20310	33420	1.18	0.0E+00	6912461	NT	601593156F1 NIH_MGC_9 Homo sapiens cDNA clone IMAGE:3947365 5'
7647	20311	33421	0.71	0.0E+00	AU120424.1	EST_HUMAN	601593156F1 NIH_MGC_9 Homo sapiens cDNA clone IMAGE:3947365 5'
7647	20311	33422	0.71	0.0E+00	AU120424.1	EST_HUMAN	Homo sapiens atrophin-1 interacting protein 1; actinin receptor interacting protein 1 (KIAA0705), mRNA
7690	20344	33456	1.81	0.0E+00	BE787610.1	EST_HUMAN	Homo sapiens atrophin-1 interacting protein 1; actinin receptor interacting protein 1 (KIAA0705), mRNA
7690	20344	33456	1.81	0.0E+00	BE787610.1	EST_HUMAN	Homo sapiens atrophin-1 interacting protein 1; actinin receptor interacting protein 1 (KIAA0705), mRNA
7690	20344	33456	1.81	0.0E+00	BE787610.1	EST_HUMAN	Homo sapiens atrophin-1 interacting protein 1; actinin receptor interacting protein 1 (KIAA0705), mRNA
7690	20344	33456	1.81	0.0E+00	BE787610.1	EST_HUMAN	Homo sapiens atrophin-1 interacting protein 1; actinin receptor interacting protein 1 (KIAA0705), mRNA

Page 517 of 536  
Table 4  
Single Exon Probes Expressed in Brain

Probe SEQ ID NO:	Exon SEQ ID NO:	ORF SEQ ID NO:	Expression Signal	Most Similar (Top) Hit BLAST E Value	Top Hit Accession No.	Top Hit Database Source	Top Hit Descriptor
7680	20344	33457	1.81	0.0E+00	BE787610.1	EST_HUMAN	601481713F1 NIH_MGC_68 Homo sapiens cDNA clone IMAGE:3894268 5'
7720	20384	33498	0.63	0.0E+00	W52673.1	EST_HUMAN	zc90F10.r1 Pancreatic Islet Homo sapiens cDNA clone IMAGE:338443 5'
7734	20398	33513	0.58	0.0E+00	AW402832.1	EST_HUMAN	UI-HF-BKO-aal-b-06-0-U1.r1 NIH_MGC_36 Homo sapiens cDNA clone IMAGE:3053915 5'
7735	20400	33515	0.76	0.0E+00	AA760692.1	EST_HUMAN	mz13a08.s1 NCI_CGAP_GCB1 Homo sapiens cDNA clone IMAGE:1287638 3' similar to gb:U01828 MICROTUBULE-ASSOCIATED PROTEIN 2 (HUMAN);
7735	20400	33515	0.76	0.0E+00	AA760692.1	EST_HUMAN	mz13a08.s1 NCI_CGAP_GCB1 Homo sapiens cDNA clone IMAGE:1287638 3' similar to gb:U01828 MICROTUBULE-ASSOCIATED PROTEIN 2 (HUMAN);
7735	20400	33515	0.76	0.0E+00	AA760692.1	EST_HUMAN	mz13a08.s1 NCI_CGAP_GCB1 Homo sapiens cDNA clone IMAGE:1287638 3' similar to gb:U01828 MICROTUBULE-ASSOCIATED PROTEIN 2 (HUMAN);
7752	20448	33672	0.64	0.0E+00	AU133187.1	EST_HUMAN	AU133187 NT2RPA4 Homo sapiens cDNA clone NT2RP4001507 5'
7812	20507	33630	0.82	0.0E+00	BE313013.1	EST_HUMAN	601150347F1 NIH_MGC_19 Homo sapiens cDNA clone IMAGE:3503050 5'
7824	20519	33645	1.13	0.0E+00	AA149791.1	EST_HUMAN	zc01c06.r1 Stratagene colon (#937204) Homo sapiens cDNA clone IMAGE:586410 5'
7837	20532	33659	0.84	0.0E+00	BF028628.1	EST_HUMAN	601672310F1 NIH_MGC_20 Homo sapiens cDNA clone IMAGE:3955131 5'
7849	20544	33672	0.45	0.0E+00	AA017021.1	EST_HUMAN	zc33h08.r1 Soares retina N2b4HR Homo sapiens cDNA clone IMAGE:360831 5'
7866	20561	33688	2.31	0.0E+00	BE736046.1	EST_HUMAN	601305658F1 NIH_MGC_39 Homo sapiens cDNA clone IMAGE:3639903 5'
7881	20576	33703	10.46	0.0E+00	M94872.1	NT	Human amyloid-beta protein (APP) gene, exon 11
7881	20576	33704	10.46	0.0E+00	M94872.1	NT	Human amyloid-beta protein (APP) gene, exon 11
7909	20604	33734	0.74	0.0E+00	AW674581.1	EST_HUMAN	bb34d02.y1 NIH_MGC_10 Homo sapiens cDNA clone IMAGE:2985123 5' similar to TR:O64652 O64652 F17K2.26 PROTEIN.;
7909	20604	33735	0.74	0.0E+00	AW674581.1	EST_HUMAN	bb34d02.y1 NIH_MGC_10 Homo sapiens cDNA clone IMAGE:2985123 5' similar to TR:O64652 O64652 F17K2.26 PROTEIN.;
7916	20611	33741	3.91	0.0E+00	AA397551.1	EST_HUMAN	z481b04.r1 Stratagene schizo brain S11 Homo sapiens cDNA clone IMAGE:728719 5' similar to TR:G300482 G300482 POL-REVERSE TRANSCRIPTASE HOMOLOG (RETROVIRAL ELEMENT) ;
7918	20613	33742	1.41	0.0E+00	AW387131.1	EST_HUMAN	MIR0-ST0031-061099-003-e11 ST0031 Homo sapiens cDNA
7921	20616	33744	0.73	0.0E+00	AB020691.1	NT	Homo sapiens mRNA for KIAA0884 protein, partial cds
7922	20617	33744	7.02	0.0E+00	AJ142402.1	EST_HUMAN	AU142402 Y79AA1 Homo sapiens cDNA clone Y79AA1000277 5'
7926	20621	33748	1.63	0.0E+00	BE388421.1	EST_HUMAN	601285550F1 NIH_MGC_44 Homo sapiens cDNA clone IMAGE:3607237 5'
7928	20621	33749	1.63	0.0E+00	BE388421.1	EST_HUMAN	601285550F1 NIH_MGC_44 Homo sapiens cDNA clone IMAGE:3607237 5'
7942	20637	33764	1.09	0.0E+00	W95278.1	EST_HUMAN	zc05d01.r1 Soares fetal heart NBHH19W Homo sapiens cDNA clone IMAGE:356081 5'
7942	20637	33765	1.09	0.0E+00	W95278.1	EST_HUMAN	zc05d01.r1 Soares fetal heart NBHH19W Homo sapiens cDNA clone IMAGE:356081 5'
7944	20639		6.89	0.0E+00	BF673096.1	EST_HUMAN	602153008F1 NIH_MGC_81 Homo sapiens cDNA clone IMAGE:4294128 5'
7948	20643		0.67	0.0E+00	AJ134114.1	EST_HUMAN	AU134114 OVARC1 Homo sapiens cDNA clone OVARC1001286 5'
7962	20657	33782	0.95	0.0E+00	BF525634.1	EST_HUMAN	602069683F1 NCI_CGAP_Brm64 Homo sapiens cDNA clone IMAGE:4212727 5'
7962	20657	33783	0.95	0.0E+00	BF525634.1	EST_HUMAN	602069683F1 NCI_CGAP_Brm64 Homo sapiens cDNA clone IMAGE:4212727 5'
7992	20687	33813	1.59	0.0E+00	AL120124.1	EST_HUMAN	DKFZp761P092_r1 761 (synonym: hamy2) Homo sapiens cDNA clone DKFZp761P092 5'
7992	20687	33814	1.59	0.0E+00	AL120124.1	EST_HUMAN	DKFZp761P092_r1 761 (synonym: hamy2) Homo sapiens cDNA clone DKFZp761P092 5'

Page 518 of 536  
Table 4  
Single Exon Probes Expressed in Brain

Probe SEQ ID NO:	Exon SEQ ID NO:	ORF SEQ ID NO:	Expression Signal	Most Similar (Top) Hit BLAST E Value	Top Hit Accession No.	Top Hit Database Source	Top Hit Descriptor
8035	20730		1.32	0.0E+00	BE877893.1	EST_HUMAN	601485254F1 NIH_MGC_69 Homo sapiens cDNA clone IMAGE:3887773 5'
8057	20751	33882	2.48	0.0E+00	AW500549.1	EST_HUMAN	UI-HF-BNG-ak4-01-0-U1_r1 NIH_MGC_50 Homo sapiens cDNA clone IMAGE:3077486 5'
8065	20769	33888	16.05	0.0E+00	AW157233.1	EST_HUMAN	au83b08.x1 Schneider fetal brain 00004 Homo sapiens cDNA clone IMAGE:2783799 3' similar to TR:O60463 O60463 TYPE-2 PHOSPHATIDIC ACID PHOSPHOHYDROLASE. [1]; xa07d12.x1 Soares_NFL_T_GBC_S1 Homo sapiens cDNA clone IMAGE:2667639 3' similar to contains element OFR repetitive element;
8062	20776	33909	0.68	0.0E+00	AW072395.1	EST_HUMAN	Homo sapiens centrosomal protein 2 (CEP2), mRNA
8099	20783	33924	1.09	0.0E+00	11421722	NT	
8102	20786	33927	1.07	0.0E+00	W01616.1	EST_HUMAN	z336d05.r1 Soares fetal liver spleen 1NFLS Homo sapiens cDNA clone IMAGE:294633 5'
8104	20798	33929	1.22	0.0E+00	BE745697.1	EST_HUMAN	601578195F1 NIH_MGC_9 Homo sapiens cDNA clone IMAGE:3926988 5'
8104	20798	33930	1.22	0.0E+00	BE745697.1	EST_HUMAN	601578195F1 NIH_MGC_9 Homo sapiens cDNA clone IMAGE:3926988 5'
8115	20809	33943	1.46	0.0E+00	AJ271735.1	NT	Homo sapiens Xq pseudautosomal region; segment 1/2
8154	20848	33980	0.95	0.0E+00	AI867350.1	EST_HUMAN	q95c12.x1 NCL_CGAP_U12 Homo sapiens cDNA clone IMAGE:1989334 3' similar to TR:Q14673 Q14673 KIAA0164 PROTEIN.;
8166	20859	33991	2.63	0.0E+00	BE674157.1	EST_HUMAN	7d76a04.x1 NCL_CGAP_Lu24 Homo sapiens cDNA clone IMAGE:3278862 3' similar to TR:O95763 O95763 STAUFEN PROTEIN.;
8167	20861	33993	1.19	0.0E+00	AI865671.1	EST_HUMAN	wf60b10.x1 NCL_CGAP_Bm25 Homo sapiens cDNA clone IMAGE:2429276 3' similar to SW:COGT_HUMAN P50281 MATRIX METALLOPROTEINASE-14 PRECURSOR.;
8180	20874	34009	1.07	0.0E+00	BE563650.1	EST_HUMAN	601334790F1 NIH_MGC_39 Homo sapiens cDNA clone IMAGE:3688655 5'
8180	20874	34010	1.07	0.0E+00	BE563650.1	EST_HUMAN	601334790F1 NIH_MGC_39 Homo sapiens cDNA clone IMAGE:3688655 5'
8189	20883	34020	1.63	0.0E+00	11427235	NT	Homo sapiens Chediak-Higashi syndrome 1 (CHS1), mRNA
8189	20883	34021	1.63	0.0E+00	11427235	NT	Homo sapiens Chediak-Higashi syndrome 1 (CHS1), mRNA
8191	20885	34023	3.2	0.0E+00	AA403192.1	EST_HUMAN	z66f02.r1 Soares_total_fetus_Nb2HF8_9w Homo sapiens cDNA clone IMAGE:758619 5' similar to TR:G1304132 G1304132 TPRD.;
8191	20885	34024	3.2	0.0E+00	AA403192.1	EST_HUMAN	z66f02.r1 Soares_total_fetus_Nb2HF8_9w Homo sapiens cDNA clone IMAGE:758619 5' similar to TR:G1304132 G1304132 TPRD.;
8231	20926		4.63	0.0E+00	AA398511.1	EST_HUMAN	PROHIBITIN (HUMAN);
8240	20934	34071	0.55	0.0E+00	BE837593.1	EST_HUMAN	RC2-FN0094-120600-013-107 FN0094 Homo sapiens cDNA
8241	20935	34072	1.17	0.0E+00	AW364874.1	EST_HUMAN	QV3-DT0045-221299-046-c07 DT0045 Homo sapiens cDNA
8241	20935	34073	1.17	0.0E+00	AW364874.1	EST_HUMAN	QV3-DT0045-221299-046-c07 DT0045 Homo sapiens cDNA
8260	20954	34092	1.88	0.0E+00	BE612586.1	EST_HUMAN	601452412F1 NIH_MGC_66 Homo sapiens cDNA clone IMAGE:3856179 5'
8260	20954	34093	1.88	0.0E+00	BE612586.1	EST_HUMAN	601452412F1 NIH_MGC_66 Homo sapiens cDNA clone IMAGE:3856179 5'
8275	20989	34110	1.52	0.0E+00	AL163209.2	NT	Homo sapiens chromosome 21 segment HS21C009
8275	20989	34111	1.52	0.0E+00	AL163209.2	NT	Homo sapiens chromosome 21 segment HS21C009

Page 519 of 536  
Table 4

Single Exon Probes Expressed in Brain

Probe SEQ ID NO:	Exon SEQ ID NO:	ORF SEQ ID NO:	Expression Signal	Most Similar (Top) Hit BLAST E Value	Top Hit Accession No.	Top Hit Database Source	Top Hit Descriptor
8286	20980	34120	1.3	0.0E+00	A1894477.1	EST_HUMAN	wm33a11.x1 NCI_CGAP_U14 Homo sapiens cDNA clone IMAGE:2437724.3' similar to TR:O75457 O75457 CYTOSOLIC PHOSPHOLIPASE A2-GAMMA.1
8293	20987	34126	1.27	0.0E+00	AA502294.1	EST_HUMAN	ne26d10.s1 NCI_CGAP_C63 Homo sapiens cDNA clone IMAGE:882259.3' similar to TR:G1138434
8298	20992		0.59	0.0E+00	11416799	NT	G1196494 KIAA0187 PROTEIN.1
8305	20989	34137	1.02	0.0E+00	A1580780.1	EST_HUMAN	Homo sapiens protocadherin beta 3 (PCDH3B3), mRNA
8308	21002		1.84	0.0E+00	BE899787.1	EST_HUMAN	ta04f11.x1 Soares_pregnant_uterus_NbHPU Homo sapiens cDNA clone IMAGE:2043117.3'
8334	21027	34163	0.72	0.0E+00	AW245785.1	EST_HUMAN	601431238F1 NIH_MGC_72 Homo sapiens cDNA clone IMAGE:3816669.5'
8334	21027	34164	0.72	0.0E+00	AW245785.1	EST_HUMAN	2822701.5prime NIH_MGC_7 Homo sapiens cDNA clone IMAGE:2822701.5'
8335	21028	34165	2.24	0.0E+00	4759895	NT	2822701.5prime NIH_MGC_7 Homo sapiens cDNA clone IMAGE:2822701.5'
8335	21028	34166	2.24	0.0E+00	4759895	NT	Homo sapiens mitogen-activated protein kinase kinase 13 (MAP3K13), mRNA
8339	21032	34169	0.59	0.0E+00	U88084.1	NT	Homo sapiens mitogen-activated protein kinase kinase 13 (MAP3K13), mRNA
8339	21032	34170	0.59	0.0E+00	U88084.1	NT	Homo sapiens mitogen-activated protein kinase kinase 13 (MAP3K13), mRNA
8404	21097	34233	0.66	0.0E+00	AJ251760.1	NT	Human zinc finger protein (ZNF165), gene, exons 2 and 3
8409	21102	34239	2.63	0.0E+00	X98922.1	NT	Human zinc finger protein (ZNF165), gene, exons 2 and 3
8409	21102	34240	2.63	0.0E+00	X98922.1	NT	Homo sapiens NESP55, GNAS1 antisense (partial) and XLa1phas (partial) genes
8409	21102	34241	2.63	0.0E+00	X98922.1	NT	H. sapiens mRNA for gamma-glutamyltransferase
8424	21117	34255	0.88	0.0E+00	U82979.1	NT	H. sapiens mRNA for gamma-glutamyltransferase
8465	21157	34300	0.88	0.0E+00	AF022855.1	NT	Human immunoglobulin-like transcript-3 mRNA, complete cds
8465	21157	34301	0.88	0.0E+00	AF022855.1	NT	Homo sapiens cep250 centrosome associated protein mRNA, complete cds
8468	21160	34303	2.28	0.0E+00	AU131671.1	EST_HUMAN	Homo sapiens cep250 centrosome associated protein mRNA, complete cds
8483	21175	34320	0.65	0.0E+00	11426572	NT	AU131671 N12RP3 Homo sapiens cDNA clone NT2RP3003016.5'
8487	21179		1.92	0.0E+00	AW513513.1	EST_HUMAN	Homo sapiens immunoglobulin superfamily, member 2 (IGSF2), mRNA
8489	21181	34323	14.55	0.0E+00	D52650.1	EST_HUMAN	xc46e01.x1 NCI_CGAP_U11 Homo sapiens cDNA clone IMAGE:2707092.3' similar to gb:M14123_cds4
8520	21212	34356	4.04	0.0E+00	BE378495.1	EST_HUMAN	RETROVIRUS-RELATED POLYPROTEIN (HUMAN);
8526	21218	34360	2.58	0.0E+00	AA470545.1	EST_HUMAN	HUM084C02B Clontech human fetal brain polyA+ mRNA (#6535) Homo sapiens cDNA clone GEN-084C02
8528	21220	34360	2.97	0.0E+00	BF313948.1	EST_HUMAN	5'
8535	21227	34369	0.52	0.0E+00	11424387	NT	601236488F1 NIH_MGC_44 Homo sapiens cDNA clone IMAGE:3608709.5'
8540	21232	34374	1.46	0.0E+00	AW139673.1	EST_HUMAN	282e04.1 Soares ovary tumor NbhOT Homo sapiens cDNA clone IMAGE:724062.5'
8540	21232	34375	1.46	0.0E+00	AW139673.1	EST_HUMAN	601900571F1 NIH_MGC_19 Homo sapiens cDNA clone IMAGE:4128744.5'
							Homo sapiens leukocyte immunoglobulin-like receptor, subfamily B (with TM and ITIM domains), member 3 (LILRB3), mRNA
							UI-H-B11-adr-e-12-0-UI.s1 NCI_CGAP_Sub3 Homo sapiens cDNA clone IMAGE:2717687.3'
							UI-H-B11-adr-e-12-0-UI.s1 NCI_CGAP_Sub3 Homo sapiens cDNA clone IMAGE:2717687.3'

Page 520 of 536  
Table 4

Single Exon Probes Expressed in Brain

Probe SEQ ID NO:	Exon SEQ ID NO:	ORF SEQ ID NO:	Expression Signal	Most Similar (Top) Hit BLAST E Value	Top Hit Accession No.	Top Hit Database Source	Top Hit Descriptor
8545	21237		0.49	0.0E+00	A1640190.1	EST_HUMAN	wf30b10.x1 NCL_CGAP_Kid11 Homo sapiens cDNA clone IMAGE:2295579 3' similar to TR:O16044
8564	21266	34393	0.78	0.0E+00	BF377897.1	EST_HUMAN	O15044 KIAA0335.1
8574	21266	34406	0.59	0.0E+00	AL163301.2	NT	GM1-TN0141-260900-439-b08 TN0141 Homo sapiens cDNA
8580	21272	34410	6.89	0.0E+00	BE260272.1	EST_HUMAN	Homo sapiens chromosome 21 segment HS21C101
8585	21277	34414	2.51	0.0E+00	BF700165.1	EST_HUMAN	601150051F1 NIH_MGC_19 Homo sapiens cDNA clone IMAGE:3502836 5'
8585	21277	34415	2.61	0.0E+00	BF700165.1	EST_HUMAN	602127684F1 NIH_MGC_56 Homo sapiens cDNA clone IMAGE:4284542 5'
8585	21277	34416	2.61	0.0E+00	BF700165.1	EST_HUMAN	602127684F1 NIH_MGC_56 Homo sapiens cDNA clone IMAGE:4284542 5'
8600	21292	34434	0.53	0.0E+00	A458722.1	EST_HUMAN	tk13h11.x1 NCL_CGAP_Lu24 Homo sapiens cDNA clone IMAGE:2150949 3'
8626	21318	34460	0.86	0.0E+00	AL449770.1	EST_HUMAN	AL449770 Homo sapiens fetal brain (Starvrides GS) Homo sapiens cDNA
8631	21323	34484	7.75	0.0E+00	AA862527.1	EST_HUMAN	cr80g02.s1 NCL_CGAP_Lu5 Homo sapiens cDNA clone IMAGE:1602194 3' similar to gb:M36072 60S
8637	21329	34472	3.08	0.0E+00	10947037	NT	RIBOSOMAL PROTEIN L7A (HUMAN);
8637	21329	34473	3.09	0.0E+00	10947037	NT	Homo sapiens ankyrin 1, erythrocytic (ANK1), transcript variant 1, mRNA
8660	21362	34499	1.3	0.0E+00	Y11107.3	NT	Homo sapiens ankyrin 1, erythrocytic (ANK1), transcript variant 1, mRNA
8662	21354	34501	1.62	0.0E+00	BE278917.1	EST_HUMAN	Homo sapiens ITGB4 gene for Integrin beta 4 subunit, exons 3-41
8672	21364		1.91	0.0E+00	AV718377.1	EST_HUMAN	601156330F1 NIH_MGC_21 Homo sapiens cDNA clone IMAGE:3199734 5'
8679	21371	34516	3.33	0.0E+00	AW337277.1	EST_HUMAN	AV718377 FHTB Homo sapiens cDNA clone FHTBAAF11 5'
8685	21377	34521	1.12	0.0E+00	AU124051.1	EST_HUMAN	xiv73c07.x1 NCL_CGAP_Pan1 Homo sapiens cDNA clone IMAGE:2833644 3' similar to gb:X53587
8761	21453	34601	1.05	0.0E+00	AU140704.1	EST_HUMAN	INTEGRIN BETA-4 SUBUNIT PRECURSOR (HUMAN);
8771	21463	34610	0.86	0.0E+00	AB007923.1	NT	AU140704 PLACE4 Homo sapiens cDNA clone NT2RM2001375 5'
8776	21468	34614	0.54	0.0E+00	R17132.1	EST_HUMAN	AU140704 PLACE4 Homo sapiens cDNA clone PLACE4000089 5'
8776	21468	34615	0.54	0.0E+00	R17132.1	EST_HUMAN	Homo sapiens mRNA for KIAA0454 protein, partial cds
8780	21472	34617	4.43	0.0E+00	AW592233.1	EST_HUMAN	yg09e09.t1 Soares infant brain 1N1B Homo sapiens cDNA clone IMAGE:31674 5'
8780	21472	34618	4.43	0.0E+00	AW592233.1	EST_HUMAN	yg09e09.t1 Soares infant brain 1N1B Homo sapiens cDNA clone IMAGE:31674 5'
8815	21507	34652	0.47	0.0E+00	AU128804.1	EST_HUMAN	hf48a09.x1 Soares_NFL_T_GBC_S1 Homo sapiens cDNA clone IMAGE:2835096 3'
8827	21519	34684	1.04	0.0E+00	AU714764.1	EST_HUMAN	hf48a09.x1 Soares_NFL_T_GBC_S1 Homo sapiens cDNA clone IMAGE:2835096 3'
8843	21535	34679	2.78	0.0E+00	AL040428.1	EST_HUMAN	AU128804 NT2RP2 Homo sapiens cDNA clone NT2RP2004245 5'
8843	21535	34680	2.78	0.0E+00	AL040428.1	EST_HUMAN	AV714764 DOB Homo sapiens cDNA clone DCBAUA08 5'
8849	21540	34686	1.17	0.0E+00	AF133901.1	NT	DKFZp434C1814_s1 434 (synonym: hhes3) Homo sapiens cDNA clone DKFZp434C1814 3'
8851	21542	34689	2.03	0.0E+00	AB040945.1	NT	DKFZp434C1814_s1 434 (synonym: hhes3) Homo sapiens cDNA clone DKFZp434C1814 3'
8856	21549	34696	0.65	0.0E+00	BF675505.1	EST_HUMAN	Homo sapiens killer inhibitory receptor 2-2-1 (KIR221) and killer inhibitory receptor 2-2-2 (KIR222) genes, partial cds

Page 521 of 536  
Table 4  
Single Exon Probes Expressed in Brain

Probe SEQ ID NO:	Exon SEQ ID NO:	ORF SEQ ID NO:	Expression Signal	Most Similar (Top) Hit BLAST E Value	Top Hit Accession No.	Top Hit Database Source	Top Hit Descriptor
8860	21551		0.8	0.0E+00	BF058289.1	EST_HUMAN	7k29b03.x1 NCI_CGAP_Ov18 Homo sapiens cDNA clone IMAGE:3476892 3' similar to TR:O36448 C36448 S GAG. ;
8889	21580	34720	3.97	0.0E+00	11422857	NT	Homo sapiens tumor protein p73 (TP73), mRNA
8898	21589	34728	1.19	0.0E+00	K01241.1	NT	Human Ig rearranged H-chain epsilon-3 pseudogene, constant region
8806	21596	34737	4.27	0.0E+00	AB020630.1	NT	Homo sapiens mRNA for KIAA0823 protein, partial cds
8805	21598	34738	4.27	0.0E+00	AB020630.1	NT	Homo sapiens mRNA for KIAA0823 protein, partial cds
8810	21601	34744	1.79	0.0E+00	AV660739.1	EST_HUMAN	AV660739 GLG Homo sapiens cDNA clone GLCGK612 3'
8916	21607	34760	2.88	0.0E+00	7706638	NT	Homo sapiens polycystin-1 (PKDL), mRNA
8921	21612	34755	0.5	0.0E+00	BE78328.1	EST_HUMAN	601588304F1 NIH_MGC_7 Homo sapiens cDNA clone IMAGE:3942553 5'
8922	21613	34756	0.73	0.0E+00	AB033077.1	NT	Homo sapiens mRNA for KIAA1251 protein, partial cds
8922	21613	34757	0.73	0.0E+00	AB033077.1	NT	Homo sapiens mRNA for KIAA1251 protein, partial cds
8934	21625		0.91	0.0E+00	H73937.1	EST_HUMAN	y03rh08.r1 Soares fetal liver spleen 1NPLS Homo sapiens cDNA clone IMAGE:232767 5'
8944	21635	34779	4.57	0.0E+00	BE315402.1	EST_HUMAN	601141119F1 NIH_MGC_9 Homo sapiens cDNA clone IMAGE:3140740 5'
8944	21635	34780	4.57	0.0E+00	BE315402.1	EST_HUMAN	601141119F1 NIH_MGC_9 Homo sapiens cDNA clone IMAGE:3140740 5'
8954	21645	34796	0.46	0.0E+00	BE512721.1	EST_HUMAN	601452582F1 NIH_MGC_66 Homo sapiens cDNA clone IMAGE:3856100 5'
8954	21645	34798	0.48	0.0E+00	BE512721.1	EST_HUMAN	601452582F1 NIH_MGC_66 Homo sapiens cDNA clone IMAGE:3856100 5'
8957	21648		0.45	0.0E+00	M93986.1	NT	Human polymorphic loci In Xq28
8959	21650	34800	3.66	0.0E+00	X14766.1	NT	Human mRNA for GABA-A receptor, alpha 1 subunit
8980	21670	34820	2.03	0.0E+00	A1061395.1	EST_HUMAN	sm2be04.x1 Gessler Wilms tumor Homo sapiens cDNA clone IMAGE:1700094 3'
8985	21675	34824	1.95	0.0E+00	A1954607.1	EST_HUMAN	wq34g12.x1 NCI_CGAP_GC8 Homo sapiens cDNA clone IMAGE:2473150 3' similar to SW:MGB3_HUMAN
8989	21679	34828	4.65	0.0E+00	9256695	NT	O15480 MELANOMA-ASSOCIATED ANTIGEN B8 ;
9000	21680	34840	1.42	0.0E+00	AW958311.1	EST_HUMAN	Homo sapiens protocadherin alpha 8 (PCDH8), mRNA
9011	21701	34851	2.48	0.0E+00	9635487	NT	EST370331 MAGE resequences, MAGE Homo sapiens cDNA
9026	21716	34869	1.63	0.0E+00	AU142662.1	EST_HUMAN	Human endogenous retrovirus, complete genome
9042	21732	34887	1.76	0.0E+00	11436985	NT	AU142662 Y79AA1 Homo sapiens cDNA clone Y79AA1000878 5'
9043	21733		1.18	0.0E+00	BE410768.1	EST_HUMAN	Homo sapiens MAP-kinase activating death domain (MADD), mRNA
9056	21745	34904	1.83	0.0E+00	BF002024.1	EST_HUMAN	601301676F1 NIH_MGC_21 Homo sapiens cDNA clone IMAGE:3636163 5'
9070	21759	34920	1.1	0.0E+00	AB011150.1	NT	7g97h12.x1 NCI_CGAP_C616 Homo sapiens cDNA clone IMAGE:3314471 3' similar to TR:Q6LJH2
9071	21760	34921	7.72	0.0E+00	BE784923.1	EST_HUMAN	Q8UH62 HYPOTHETICAL_42.6 KD PROTEIN. ;
9075	21764	34926	0.99	0.0E+00	BE810282.1	EST_HUMAN	Homo sapiens mRNA for KIAA0578 protein, partial cds
9075	21764	34927	0.89	0.0E+00	BE810282.1	EST_HUMAN	601589294F1 NIH_MGC_7 Homo sapiens cDNA clone IMAGE:3943463 5'
9078	21767	34930	2.93	0.0E+00	AU136229.1	EST_HUMAN	RC3-PT0151-280600-011-c05 PT0151 Homo sapiens cDNA
						EST_HUMAN	RC3-PT0151-280600-011-c05 PT0151 Homo sapiens cDNA
						EST_HUMAN	AU136229 PLACE1 Homo sapiens cDNA clone PLACE1003804 5'

Page 522 of 536  
Table 4  
Single Exon Probes Expressed in Brain

Probe SEQ ID NO:	Exon SEQ ID NO:	ORF SEQ ID NO:	Expression Signal	Most Similar (Top) Hit BLAST E Value	Top Hit Accession No.	Top Hit Database Source	Top Hit Descriptor
9083	21772	34935	1.27	0.0E+00	BE883843.1	EST_HUMAN	601610247F1 NIH_MGC_71 Homo sapiens cDNA clone IMAGE:3911986 5'
9083	21772	34936	1.27	0.0E+00	BE883843.1	EST_HUMAN	601510247F1 NIH_MGC_71 Homo sapiens cDNA clone IMAGE:3911986 5'
9102	21790	34953	0.62	0.0E+00	AB011166.1	NT	Homo sapiens mRNA for KIAA0594 protein, partial cds
9106	21794	34957	1.4	0.0E+00	AA344601.1	EST_HUMAN	EST50505 Gall bladder   Homo sapiens cDNA 5' end
9106	21794	34958	1.4	0.0E+00	AA344601.1	EST_HUMAN	EST50505 Gall bladder   Homo sapiens cDNA 5' end
9164	21834	34998	1.13	0.0E+00	AW673469.1	EST_HUMAN	ba54d08.y3 NIH_MGC_10 Homo sapiens cDNA clone IMAGE:2900367 5' similar to TR:O60275 O60275 KIAA0522 PROTEIN;
9164	21834	34999	1.13	0.0E+00	AW673469.1	EST_HUMAN	ba54d08.y3 NIH_MGC_10 Homo sapiens cDNA clone IMAGE:2900367 5' similar to TR:O60275 O60275 KIAA0522 PROTEIN;
9198	21887	35031	1.62	0.0E+00	BE207063.1	EST_HUMAN	ba09f05.y1 NIH_MGC_7 Homo sapiens cDNA clone IMAGE:2823873 5' similar to gb:L35049 Mus musculus Bcl-xL mRNA, complete cds (MOUSE);
9198	21887	35032	1.62	0.0E+00	BE207063.1	EST_HUMAN	ba09f05.y1 NIH_MGC_7 Homo sapiens cDNA clone IMAGE:2823873 5' similar to gb:L35049 Mus musculus Bcl-xL mRNA, complete cds (MOUSE);
9209	22088	35260	1.61	0.0E+00	BF348013.1	EST_HUMAN	602023150F1 NCI_CGAP_Brm67 Homo sapiens cDNA clone IMAGE:4158900 5'
9244	21923	35063	2.77	0.0E+00	BE12515.1	EST_HUMAN	QV2-HT0698-280700-282-508 HT0698 Homo sapiens cDNA
9277	22031	35201	0.88	0.0E+00	BF034377.1	EST_HUMAN	601455116F1 NIH_MGC_66 Homo sapiens cDNA clone IMAGE:3859035 5'
9277	22031	35202	0.88	0.0E+00	BF034377.1	EST_HUMAN	601455116F1 NIH_MGC_66 Homo sapiens cDNA clone IMAGE:3859035 5'
9283	22037	35209	0.5	0.0E+00	AI906351.1	EST_HUMAN	RC-BT108-040369-032 BT108 Homo sapiens cDNA
9286	22040	35211	0.81	0.0E+00	5803069	NT	Homo sapiens leukocyte immunoglobulin-like receptor, subfamily B (with TM and ITIM domains), member 5 (LILRB5), mRNA
9286	22040	35212	0.81	0.0E+00	5803069	NT	Homo sapiens leukocyte immunoglobulin-like receptor, subfamily B (with TM and ITIM domains), member 5 (LILRB5), mRNA
9298	21963	35137	1.5	0.0E+00	AL042278.1	EST_HUMAN	DKFZp434L0120_r1_434 (synonym: htes3) Homo sapiens cDNA clone DKFZp434L0120 5'
9331	21998	35171	1.28	0.0E+00	AI086043.1	EST_HUMAN	ow60h01.x1 Soares_NSF_F8_9W_OT_PA_P_S1 Homo sapiens cDNA clone IMAGE:1651249 3' similar to TR:Q14677 Q14677 KIAA0171 PROTEIN.;
9338	20409	33524	0.72	0.0E+00	BF303962.1	EST_HUMAN	TR:Q14677 Q14677 KIAA0171 PROTEIN.;
9340	20411	33527	2.51	0.0E+00	11560151	NT	Homo sapiens hypothetical C2H2 zinc finger protein FLJ22504 (FLJ22504), mRNA
9340	20411	33528	2.51	0.0E+00	11560151	NT	Homo sapiens hypothetical C2H2 zinc finger protein FLJ22504 (FLJ22504), mRNA
9342	20413	33531	9.88	0.0E+00	AI290909.1	EST_HUMAN	qim09a08.x1 NCI_CGAP_Lu5 Homo sapiens cDNA clone IMAGE:1881298 3' similar to SW:RL2B_HUMAN P28316 60S RIBOSOMAL PROTEIN L23A.;
9342	20413	33532	9.88	0.0E+00	AI290909.1	EST_HUMAN	qim09a08.x1 NCI_CGAP_Lu5 Homo sapiens cDNA clone IMAGE:1881298 3' similar to SW:RL2B_HUMAN P28316 60S RIBOSOMAL PROTEIN L23A.;
9343	20414	33533	1.99	0.0E+00	AW953836.1	EST_HUMAN	EST336026 MAGE resequences, MAGC Homo sapiens cDNA
9370	21945	35117	3.07	0.0E+00	AF153466.1	NT	Homo sapiens polycystic kidney disease 2-like protein (PKD2L) gene, exon 8



Page 523 of 536  
Table 4  
Single Exon Probes Expressed in Brain

Probe SEQ ID NO:	Exon SEQ ID NO:	ORF SEQ ID NO:	Expression Signal	Most Similar (Top) Hit BLAST E Value	Top Hit Accession No.	Top Hit Database Source	Top Hit Descriptor
9373	21948	35121	0.66	0.0E+00	BE885128.1	EST_HUMAN	601510882F1 NIH_MGC_71 Homo sapiens cDNA clone IMAGE:3912165 5'
9373	21948	35122	0.66	0.0E+00	BE885128.1	EST_HUMAN	601510882F1 NIH_MGC_71 Homo sapiens cDNA clone IMAGE:3912165 5'
9382	22044		7.32	0.0E+00	BE25828.1	EST_HUMAN	601109942F1 NIH_MGC_18 Homo sapiens cDNA clone IMAGE:3350722 5'
9385	22047	35219	1.09	0.0E+00	BE781382.1	EST_HUMAN	601469828F1 NIH_MGC_67 Homo sapiens cDNA clone IMAGE:3870007 5'
9385	22047	35220	1.09	0.0E+00	BE781382.1	EST_HUMAN	601469828F1 NIH_MGC_67 Homo sapiens cDNA clone IMAGE:3870007 5'
9387	22049	35221	12.62	0.0E+00	AW163779.1	EST_HUMAN	au86c04.y1 Schneider fetal brain 00004 Homo sapiens cDNA clone IMAGE:2783142 5' similar to gb:U36072
9409	22071	35243	2.98	0.0E+00	BE263191.1	EST_HUMAN	601145054F2 NIH_MGC_19 Homo sapiens cDNA clone IMAGE:3160477 5'
9427	22105	35278	4.29	0.0E+00	C06158.1	EST_HUMAN	C06158 Human pancreatic islet Homo sapiens cDNA clone hbc5605
9427	22105	35279	4.29	0.0E+00	C06158.1	EST_HUMAN	C06158 Human pancreatic islet Homo sapiens cDNA clone hbc5605
9429	22107	35282	2.63	0.0E+00	BE748215.1	EST_HUMAN	601579689F1 NIH_MGC_9 Homo sapiens cDNA clone IMAGE:3927548 5'
9439	22117	35292	2.14	0.0E+00	11437282	NT	Homo sapiens solute carrier family 21 (organic anion transporter), member 9 (SLC21A9), mRNA
9439	22117	35293	2.14	0.0E+00	11437282	NT	Homo sapiens solute carrier family 21 (organic anion transporter), member 9 (SLC21A9), mRNA
9439	22117	35294	2.14	0.0E+00	11437282	NT	Homo sapiens solute carrier family 21 (organic anion transporter), member 9 (SLC21A9), mRNA
9459	22009	35179	1.44	0.0E+00	BE900549.1	EST_HUMAN	601679425F1 NIH_MGC_21 Homo sapiens cDNA clone IMAGE:3956238 5'
9475	22128	35307	1.01	0.0E+00	AV701829.1	EST_HUMAN	AV701829 ADB Homo sapiens cDNA clone ADBBYH01 5'
9489	22142	35321	2.62	0.0E+00	AF019084.1	NT	Homo sapiens keratin 2a (KRT2E) gene, complete cds
9489	22142	35322	2.62	0.0E+00	AF019084.1	NT	Homo sapiens keratin 2a (KRT2E) gene, complete cds
9522	22176	35359	0.94	0.0E+00	BE082977.1	EST_HUMAN	RC2-BT0642-130300-017-g01 BT0642 Homo sapiens cDNA
9541	22194	35379	1.74	0.0E+00	AW500283.1	EST_HUMAN	UI-HF-BNO-akg-b-12-0-U1.r1 NIH_MGC_50 Homo sapiens cDNA clone IMAGE:3078943 5'
9541	22194	35380	1.74	0.0E+00	AW500283.1	EST_HUMAN	UI-HF-BNO-akg-b-12-0-U1.r1 NIH_MGC_50 Homo sapiens cDNA clone IMAGE:3078943 5'
9550	22203	35386	1.45	0.0E+00	AF029308.1	NT	Homo sapiens chromosome 9 duplication of the T cell receptor beta locus and trypsinogen gene families
9560	22203	35387	1.45	0.0E+00	AF029308.1	NT	Homo sapiens chromosome 9 duplication of the T cell receptor beta locus and trypsinogen gene families
9562	22205	35388	0.69	0.0E+00	BE783272.1	EST_HUMAN	601470824F1 NIH_MGC_67 Homo sapiens cDNA clone IMAGE:3874037 5'
9562	22205	35389	0.69	0.0E+00	BE783272.1	EST_HUMAN	601470824F1 NIH_MGC_67 Homo sapiens cDNA clone IMAGE:3874037 5'
9561	22214	35400	0.54	0.0E+00	W56629.1	EST_HUMAN	zd16e11.r1 Soares_fetal_heart_NibHI19W Homo sapiens cDNA clone IMAGE:340844 5'
9561	22214	35401	0.54	0.0E+00	W56629.1	EST_HUMAN	zd16e11.r1 Soares_fetal_heart_NibHI19W Homo sapiens cDNA clone IMAGE:340844 5'
9572	22225	35410	1.83	0.0E+00	AE035356.1	NT	Homo sapiens mRNA for neuroxin I-alpha protein, complete cds
9576	22228		0.8	0.0E+00	AI124780.1	EST_HUMAN	am56a11.x1 Johnston frontal cortex Homo sapiens cDNA clone IMAGE:1539548 3'
9578	22231	35415	3.59	0.0E+00	AW500528.1	EST_HUMAN	UI-HF-BNO-akg-c-07-0-U1.r1 NIH_MGC_50 Homo sapiens cDNA clone IMAGE:3077364 5'
9624	22277	35466	1.53	0.0E+00	AF009668.1	NT	Multiple sclerosis associated retrovirus polyprotein (pol) mRNA, partial cds

Page 524 of 536  
Table 4  
Single Exon Probes Expressed in Brain

Probe SEQ ID NO.	Exon SEQ ID NO.	ORF SEQ ID NO.	Expression Signal	Most Similar (Top) Hit BLAST E Value	Top Hit Accession No.	Top Hit Database Source	Top Hit Descriptor
9652	22304	35499	2.23	0.0E+00	S78486.1	NT	AIgf=androgen-induced growth factor AIgf [human, placenta, Genomic/mRNA, 498 nt, segment 5 of 5]
9652	22304	35600	2.23	0.0E+00	S78486.1	NT	AIgf=androgen-induced growth factor AIgf [human, placenta, Genomic/mRNA, 498 nt, segment 5 of 5]
9655	22307	35605	2.93	0.0E+00	BE56320.1	EST_HUMAN	601334603F1 NIH_MGC_39 Homo sapiens cDNA clone IMAGE:3688680 5'
9674	22326	35521	1.64	0.0E+00	AW363135.1	EST_HUMAN	CM2-CT0311-301189-043-h11 CT0311 Homo sapiens cDNA
9692	22343	35537	0.46	0.0E+00	11436432	NT	Homo sapiens multimerin (MMRN), mRNA
9693	22344	35538	0.51	0.0E+00	11424387	NT	Homo sapiens leukocyte immunoglobulin-like receptor, subfamily B (with TM and ITIM domains), member 3 (LILRB3), mRNA
9702	22353	35548	0.54	0.0E+00	BE206710.1	EST_HUMAN	bb28601.x1 NIH_MGC_5 Homo sapiens cDNA clone IMAGE:2864000 5'
9719	22370	35568	2.57	0.0E+00	AU132349.1	EST_HUMAN	AU132349 NT2RP3 Homo sapiens cDNA clone NT2RP3004260 5'
9719	22370	35569	2.57	0.0E+00	AU132349.1	EST_HUMAN	AU132349 NT2RP3 Homo sapiens cDNA clone NT2RP3004260 5'
9728	22379	35581	0.77	0.0E+00	AW500936.1	EST_HUMAN	UH-F-BP0p-air-405-0-U1.r1 NIH_MGC_51 Homo sapiens cDNA clone IMAGE:3072887 5'
9733	22384	35588	9.08	0.0E+00	BE740490.1	EST_HUMAN	601895558F1 NIH_MGC_9 Homo sapiens cDNA clone IMAGE:3949383 5'
9734	22385	35588	9.08	0.0E+00	BE740490.1	EST_HUMAN	601895558F1 NIH_MGC_9 Homo sapiens cDNA clone IMAGE:3949383 5'
9734	22385	35589	0.48	0.0E+00	AB033067.1	NT	Homo sapiens mRNA for KIAA1231 protein, partial cds
9734	22385	35589	0.48	0.0E+00	AB033067.1	NT	Homo sapiens mRNA for KIAA1231 protein, partial cds
9747	22398	35603	1.73	0.0E+00	7662067	NT	Homo sapiens KIAA0345 gene product (KIAA0345), mRNA
9765	22416	35623	1.59	0.0E+00	AL042278.1	EST_HUMAN	DKFZp434L0120_r1 434 (synonym: hies3) Homo sapiens cDNA clone DKFZp434L0120 5'
9770	22421	35628	1.53	0.0E+00	AL041084.2	EST_HUMAN	DKFZp434B2416_r1 434 (synonym: hies3) Homo sapiens cDNA clone DKFZp434B2416 5'
9780	22431	35636	2.54	0.0E+00	AU132349.1	EST_HUMAN	AU132349 NT2RP3 Homo sapiens cDNA clone NT2RP3004260 5'
9781	22432	35637	2.37	0.0E+00	AF152308.1	NT	Homo sapiens protocadherin alpha 12 (PCDH-alpha12) mRNA, complete cds
9808	22459	35664	2.63	0.0E+00	AF009220.1	NT	Homo sapiens leukocyte immunoglobulin-like receptor-1 mRNA, complete cds
9808	22459	35665	2.63	0.0E+00	AF009220.1	NT	Homo sapiens leukocyte immunoglobulin-like receptor-1 mRNA, complete cds
9824	22475	35678	1.81	0.0E+00	BF092898.1	EST_HUMAN	MR4-TN0114-110900-101-e04 TN0114 Homo sapiens cDNA
9854	22504	35704	2.41	0.0E+00	BE280783.1	EST_HUMAN	601155227F1 NIH_MGC_21 Homo sapiens cDNA clone IMAGE:3138798 5'
9884	22514	35710	0.86	0.0E+00	BE388700.1	EST_HUMAN	601286351F1 NIH_MGC_44 Homo sapiens cDNA clone IMAGE:3613045 5'
9884	22514	35711	0.86	0.0E+00	BE388700.1	EST_HUMAN	601286351F1 NIH_MGC_44 Homo sapiens cDNA clone IMAGE:3613045 5'
9873	22523	35717	3.03	0.0E+00	AW236269.1	EST_HUMAN	xn72b01.x1 NCI_CGAP_CML1 Homo sapiens cDNA clone IMAGE:2899977 5' similar to gb:X02162_cde1 L-LACTATE DEHYDROGENASE M CHAIN (HUMAN);
9874	22524	35718	1.06	0.0E+00	AA341305.1	EST_HUMAN	EST46740 Fetal kidney II Homo sapiens cDNA 5' end
9904	22553	35748	0.97	0.0E+00	AW964113.1	EST_HUMAN	EST378186 IMAGE resequences, MAGH Homo sapiens cDNA
9915	22564	35769	7.01	0.0E+00	AU143673.1	EST_HUMAN	AU143673 Y79AA1 Homo sapiens cDNA clone Y79AA1002307 5'
9915	22564	35769	7.01	0.0E+00	AU143673.1	EST_HUMAN	AU143673 Y79AA1 Homo sapiens cDNA clone Y79AA1002307 5'

Page 525 of 536  
Table 4  
Single Exon Probes Expressed in Brain

Probe SEQ ID NO:	Exon SEQ ID NO:	ORF SEQ ID NO:	Expression Signal	Most Similar (Top) Hit BLAST E Value	Top Hit Accession No.	Top Hit Database Source	Top Hit Descriptor
9918	22687	35763	2.98	0.0E+00	AF072408.1	NT	Homo sapiens killer cell inhibitory receptor KIR2C1 gene, exons 2, 3, and 4
9921	22669	35765	2.75	0.0E+00	11421001	NT	Homo sapiens HEF like Protein (HEFL), mRNA
9921	22989	35766	2.75	0.0E+00	11421001	NT	Homo sapiens HEF like Protein (HEFL), mRNA
9956	22604	35809	3	0.0E+00	AU136637.1	EST_HUMAN	AU136637 PLACE1 Homo sapiens cDNA clone PLACE1004737 5'
9956	22604	35810	3	0.0E+00	AU136637.1	EST_HUMAN	AU136637 PLACE1 Homo sapiens cDNA clone PLACE1004737 5'
9972	22620	35824	2.08	0.0E+00	AJ289644.1	NT	Homo sapiens partial RANBP7 gene for RANBP7/importin7 and partial ZNF143 gene
9972	22620	35825	2.08	0.0E+00	AJ289644.1	NT	Homo sapiens partial RANBP7 gene for RANBP7/importin7 and partial ZNF143 gene
9977	22625	35832	1.04	0.0E+00	AV695712.1	EST_HUMAN	AV695712 GK0 Homo sapiens cDNA clone GKCDXA07 5'
9977	22625	35833	1.04	0.0E+00	AV695712.1	EST_HUMAN	AV695712 GK0 Homo sapiens cDNA clone GKCDXA07 5'
9983	22631	35840	0.74	0.0E+00	AF072408.1	NT	Homo sapiens killer cell inhibitory receptor KIR2C1 gene, exons 2, 3, and 4
9985	22633	35843	3.11	0.0E+00	AA186387.1	EST_HUMAN	zp97h1.1 Stralagene muscle 937209 Homo sapiens cDNA clone IMAGE:628197 5'
10011	22659	35873	1	0.0E+00	AA131248.1	EST_HUMAN	z31f01.1 Soares_pregnant_uterus_NbhPU Homo sapiens cDNA clone IMAGE:603645 5'
10011	22659	35874	1	0.0E+00	AA131248.1	EST_HUMAN	z31f01.1 Soares_pregnant_uterus_NbhPU Homo sapiens cDNA clone IMAGE:603645 5'
10056	22704	35922	1.44	0.0E+00	AF19308.1	NT	Homo sapiens KIF4 (KIF4) mRNA, complete cds
10101	22749	35964	0.92	0.0E+00	BE980658.1	EST_HUMAN	601491565F1 NIH_MGC_69 Homo sapiens cDNA clone IMAGE:3893657 5'
10112	22760	35972	6.22	0.0E+00	BE730772.1	EST_HUMAN	601570712F1 NIH_MGC_21 Homo sapiens cDNA clone IMAGE:3845403 5'
10112	22760	35973	6.22	0.0E+00	BE730772.1	EST_HUMAN	601570712F1 NIH_MGC_21 Homo sapiens cDNA clone IMAGE:3845403 5'
10117	22765	35977	0.97	0.0E+00	AU127403.1	EST_HUMAN	AU127403 NT2RP2 Homo sapiens cDNA clone NT2RP2001212 5'
10127	22775	35988	0.87	0.0E+00	BE968511.1	EST_HUMAN	601645134F1 NIH_MGC_56 Homo sapiens cDNA clone IMAGE:3930177 5'
10127	22776	35989	0.87	0.0E+00	BE968511.1	EST_HUMAN	601645134F1 NIH_MGC_56 Homo sapiens cDNA clone IMAGE:3930177 5'
10144	22792	36007	0.68	0.0E+00	BE897487.1	EST_HUMAN	601432317F1 NIH_MGC_72 Homo sapiens cDNA clone IMAGE:3917453 5'
10154	22802	36020	0.67	0.0E+00	AA311624.1	EST_HUMAN	EST182353 Jurkat T-cells VI Homo sapiens cDNA 5' end
10155	22803	36021	1.01	0.0E+00	4758827	NT	Homo sapiens neurexin III (NRXN3) mRNA
10166	22814	36032	0.67	0.0E+00	BE891113.1	EST_HUMAN	601432228F1 NIH_MGC_72 Homo sapiens cDNA clone IMAGE:3917598 5'
10169	22817	36035	1.13	0.0E+00	11560151	NT	Homo sapiens hypothetical C2H2 zinc finger protein FLJ22504 (FLJ22504), mRNA
10179	22827	36041	1.72	0.0E+00	AB029280.1	NT	Homo sapiens mRNA for actin binding protein ABP620, complete cds
10180	22828	36042	0.46	0.0E+00	BE304522.1	EST_HUMAN	601105459F1 NIH_MGC_15 Homo sapiens cDNA clone IMAGE:2887918 5'
10180	22828	36043	0.46	0.0E+00	BE304522.1	EST_HUMAN	601105459F1 NIH_MGC_15 Homo sapiens cDNA clone IMAGE:2887918 5'
10187	22835	36048	6.02	0.0E+00	AB006590.1	NT	Homo sapiens mRNA for estrogen receptor beta, complete cds
10187	22835	36049	6.02	0.0E+00	AB006590.1	NT	Homo sapiens mRNA for estrogen receptor beta, complete cds
10193	22841	36056	1.06	0.0E+00	AA704457.1	EST_HUMAN	zj19b06.s1 Soares_fetal_liver spleen_1NFLS S1 Homo sapiens cDNA clone IMAGE:460707 3' similar to gb-M14123 cds1 RETROVIRUS-RELATED GAG POLYPROTEIN (HUMAN);
10195	22843	36057	0.74	0.0E+00	M22921.1	NT	Human beta 1,4-galactosyl-transferase mRNA, complete cds
10197	22845	36060	5.45	0.0E+00	BF340331.1	EST_HUMAN	602037045F1 NCI_CGAP_Brn64 Homo sapiens cDNA clone IMAGE:4184939 5'

Page 526 of 536  
Table 4  
Single Exon Probes Expressed in Brain

Probe SEQ ID NO:	Exon SEQ ID NO:	ORF SEQ ID NO:	Expression Signal	Most Similar (Top) Hit BLAST E Value	Top Hit Accession No.	Top Hit Database Source	Top Hit Descriptor
10197	22845	36061	5.45	0.0E+00	BF340331.1	EST_HUMAN	602037045F1 NCL_CGAP_Bm64 Homo sapiens cDNA clone IMAGE:4184939 5'
10222	22870	36082	0.83	0.0E+00	BE897149.1	EST_HUMAN	601439713F1 NIH_MGC_72 Homo sapiens cDNA clone IMAGE:3924578 5'
10222	22870	36083	0.83	0.0E+00	BE897149.1	EST_HUMAN	601439713F1 NIH_MGC_72 Homo sapiens cDNA clone IMAGE:3924578 5'
10262	22800	36110	0.55	0.0E+00	AV716271.1	EST_HUMAN	AV716271 DCB Homo sapiens cDNA clone DCBBDC09 5'
10262	22800	36111	0.55	0.0E+00	AV716271.1	EST_HUMAN	AV716271 DCB Homo sapiens cDNA clone DCBBDC09 5'
10282	22830	36143	2.36	0.0E+00	AI631818.1	EST_HUMAN	ws36e03.x1 NCL_CGAP_Kid11 Homo sapiens cDNA clone IMAGE:2300188 3' similar to TR:Q61204
10282	22830	36144	2.36	0.0E+00	AI631818.1	EST_HUMAN	Q61204 NOTCH2-LIKE;
10288	22838	36149	0.49	0.0E+00	11545730	NT	Q61204 NOTCH2-LIKE;
10298	22845	36159	1.52	0.0E+00	T03078.1	EST_HUMAN	Homo sapiens Gigaaxonin (GAN), mRNA
10323	22970	36190	0.64	0.0E+00	AU122428.1	EST_HUMAN	FB23A4 Fetal brain, Stratagene Homo sapiens cDNA clone FB23A4 3'end
10329	22876	36196	0.46	0.0E+00	6005921	NT	AU122429 MAMMAT1 Homo sapiens cDNA clone MAMMA1002368 5'
10348	22885	36214	2.5	0.0E+00	BF436218.1	EST_HUMAN	Homo sapiens triple functional domain (PTPRF interacting) (TRIO), mRNA
10349	22998		0.97	0.0E+00	AV654766.1	EST_HUMAN	nba45e12.x1 Sceres_NSF_F8_9W_OT_PA_P_S1 Homo sapiens cDNA clone IMAGE:3265271 3'
10369	23015	36231	2.75	0.0E+00	AW517960.1	EST_HUMAN	AV654765 GLC Homo sapiens cDNA clone GLCDZC07 3'
10374	23020	36239	8.82	0.0E+00	BE549213.1	EST_HUMAN	xu74b01.x1 NCL_CGAP_Kid8 Homo sapiens cDNA clone IMAGE:2807401 3' similar to gb:M69066 MOESIN (HUMAN);
10389	23035	36281	0.75	0.0E+00	11436005	NT	(HUMAN);
10414	23060	36279	2.79	0.0E+00	BE781742.1	EST_HUMAN	601078764F1 NIH_MGC_12 Homo sapiens cDNA clone IMAGE:3464703 5'
10435	23081	36307	1.9	0.0E+00	BE082720.1	EST_HUMAN	Homo sapiens hypothetical protein DKFZp761P1010 (DKFZp761P1010), mRNA
10435	23081	36308	1.9	0.0E+00	BE082720.1	EST_HUMAN	601467419F1 NIH_MGC_67 Homo sapiens cDNA clone IMAGE:3870700 5'
10442	23088	36316	0.66	0.0E+00	Y08032.1	NT	RC2-BT0642-150200-012-d03 BT0642 Homo sapiens cDNA
10448	23094	36325	0.86	0.0E+00	AI659890.1	EST_HUMAN	RC2-BT0642-150200-012-d03 BT0642 Homo sapiens cDNA
10454	23100	36331	1.33	0.0E+00	BE743215.1	EST_HUMAN	Human endogenous retrovirus-K, LTR U5 and gag gene
10454	23100	36332	2.49	0.0E+00	BE743215.1	EST_HUMAN	ii54e07.x1 NCL_CGAP_GC8 Homo sapiens cDNA clone IMAGE:2244612 3'
10459	23105	36336	2.49	0.0E+00	BE617655.1	EST_HUMAN	601573895F1 NIH_MGC_9 Homo sapiens cDNA clone IMAGE:3835198 5'
10481	23127	36355	0.57	0.0E+00	H39905.1	EST_HUMAN	601573895F1 NIH_MGC_9 Homo sapiens cDNA clone IMAGE:3835198 5'
10508	23154	36380	1.01	0.0E+00	D87675.1	NT	601441723T1 NIH_MGC_65 Homo sapiens cDNA clone IMAGE:3845958 3'
10510	23156	36382	0.45	0.0E+00	AF081364.1	NT	601441723T1 NIH_MGC_65 Homo sapiens cDNA clone IMAGE:3845958 3'
10519	23165	36392	1.02	0.0E+00	BE172284.1	EST_HUMAN	601441723T1 NIH_MGC_65 Homo sapiens cDNA clone IMAGE:3845958 3'
10519	23165	36393	1.02	0.0E+00	BE172284.1	EST_HUMAN	601441723T1 NIH_MGC_65 Homo sapiens cDNA clone IMAGE:3845958 3'
10532	23229	36463	2.76	0.0E+00	AV711075.1	EST_HUMAN	yp01a10.r1 Sceres breast 3NfHbet Homo sapiens cDNA clone IMAGE:186138 5'
							Homo sapiens DNA for amyloid precursor protein, complete cds
							Synthetic construct CD30 ligand-exotoxin A fusion protein (CD30L-ETA fusion) mRNA, partial cds
							MRO-HT0569-270300-006-e12 HT0569 Homo sapiens cDNA
							MRO-HT0569-270300-008-e12 HT0569 Homo sapiens cDNA
							AV711075 Cu Homo sapiens cDNA clone CUAAKG05 5'

Page 527 of 536  
Table 4  
Single Exon Probes Expressed in Brain

Probe SEQ ID NO:	Exon SEQ ID NO:	ORF SEQ ID NO:	Expression Signal	Most Similar (Top) Hit BLAST E Value	Top Hit Accession No.	Top Hit Database Source	Top Hit Descriptor
10532	23229	36484	2.76	0.0E+00	AV711075.1	EST_HUMAN	AV711075 Cu Homo sapiens cDNA clone CUAAG05 5'
10534	23231		2.13	0.0E+00	AW813783.1	EST_HUMAN	RC3-ST0197-120200-015-003 ST0197 Homo sapiens cDNA
10542	23238	36472	7.02	0.0E+00	AW963563.1	EST_HUMAN	EST376636 IMAGE resequences, MAGH Homo sapiens cDNA
10555	23251	36487	3.19	0.0E+00	11431124	NT	Homo sapiens ATP-binding cassette, sub-family A (ABC1), member 3 (ABCA3), mRNA
10555	23251	36488	3.18	0.0E+00	11431124	NT	Homo sapiens ATP-binding cassette, sub-family A (ABC1), member 3 (ABCA3), mRNA
10559	23255	36492	2.09	0.0E+00	AW057621.1	EST_HUMAN	wy61f09.x1 Soares_NSF_F8_9W_OT_PA_P_S1 Homo sapiens cDNA clone IMAGE:2553065 3' similar to TR:Q60566 Q60566 VDX;
10567	23262	36499	1.6	0.0E+00	BE249270.1	EST_HUMAN	TCAAP9D0917 Pediatric acute myelogenous leukemia cell (FAB M1) Baylor-HGSC project=TCAA Homo sapiens cDNA clone TCAAP0917
10568	23263	36500	2.85	0.0E+00	AI652239.1	EST_HUMAN	wb28a12.x1 NCI_CGAP_GC6 Homo sapiens cDNA clone IMAGE:2306974 3' similar to contains element MSR1 MSR1 repetitive element;
10568	23263	36501	2.85	0.0E+00	AI652239.1	EST_HUMAN	wb28a12.x1 NCI_CGAP_GC6 Homo sapiens cDNA clone IMAGE:2306974 3' similar to contains element MSR1 MSR1 repetitive element;
10573	23268	36506	1.54	0.0E+00	BF306642.1	EST_HUMAN	601888704F1 NIH_MGC_17 Homo sapiens cDNA clone IMAGE:4122649 5'
10580	23275	36512	5.08	0.0E+00	11545911	NT	Homo sapiens NOD2 protein (NOD2), mRNA
10580	23278	36513	5.08	0.0E+00	11545911	NT	Homo sapiens NOD2 protein (NOD2), mRNA
10586	23290	36528	1.98	0.0E+00	AW404795.1	EST_HUMAN	UI-HF-BLO-acm-g-04-Q-UJ.r1 NIH_MGC_37 Homo sapiens cDNA clone IMAGE:3059383 5'
10600	23294	36533	3.17	0.0E+00	11424929	NT	Homo sapiens hypothetical protein FLJ20078 (FLJ20078), mRNA
10601	23295	36534	7.47	0.0E+00	4504536	NT	Homo sapiens 5-hydroxytryptamine (serotonin) receptor 1E (HTR1E) mRNA
10601	23295	36535	7.47	0.0E+00	4504536	NT	Homo sapiens 5-hydroxytryptamine (serotonin) receptor 1E (HTR1E) mRNA
10602	23296	36536	3.88	0.0E+00	AI991827.1	EST_HUMAN	wu32506.x1 Soares_Dieckgraefe_colon_NHCD Homo sapiens cDNA clone IMAGE:2521715 3'
10605	23299	36540	4.48	0.0E+00	BE982109.1	EST_HUMAN	601605204F2 NIH_MGC_71 Homo sapiens cDNA clone IMAGE:3906865 5'
10609	23303	36542	8.24	0.0E+00	BE891630.1	EST_HUMAN	601434522F1 NIH_MGC_72 Homo sapiens cDNA clone IMAGE:3919536 5'
10612	23306	36544	1.66	0.0E+00	8923939	NT	Homo sapiens myosin, heavy polypeptide 2, skeletal muscle, adult (MYH2), mRNA
10612	23306	36545	1.66	0.0E+00	8923939	NT	Homo sapiens myosin, heavy polypeptide 2, skeletal muscle, adult (MYH2), mRNA
10619	23312	36551	1.4	0.0E+00	AB014608.1	NT	Homo sapiens mRNA for KIAA0708 protein, partial cds
10619	23312	36552	1.4	0.0E+00	AB014608.1	NT	Homo sapiens mRNA for KIAA0708 protein, partial cds
10628	23321	36559	1.31	0.0E+00	BE903304.1	EST_HUMAN	601674932F1 NIH_MGC_21 Homo sapiens cDNA clone IMAGE:3957343 5'
10631	18484	31403	1.65	0.0E+00	AA195905.1	EST_HUMAN	zp95b11.1 Stradagene muscle 937209 Homo sapiens cDNA clone IMAGE:627633 5' similar to gb:X03740 MYOSIN HEAVY CHAIN, SKELETAL MUSCLE (HUMAN);
10652	23343	36581	5.53	0.0E+00	BE793498.1	EST_HUMAN	601588929F1 NIH_MGC_7 Homo sapiens cDNA clone IMAGE:3943015 5'
10660	23351	36588	1.79	0.0E+00	BE729706.1	EST_HUMAN	601662864F1 NIH_MGC_20 Homo sapiens cDNA clone IMAGE:3832675 5'
10660	23351	36589	1.79	0.0E+00	BE729706.1	EST_HUMAN	601662864F1 NIH_MGC_20 Homo sapiens cDNA clone IMAGE:3832675 5'
10661	23352	36590	33.99	0.0E+00	AV727362.1	EST_HUMAN	AV727362 HTC Homo sapiens cDNA clone HTCAQH06 5'

Page 528 of 536  
Table 4  
Single Exon Probes Expressed in Brain

Probe SEQ ID NO:	Exon SEQ ID NO:	ORF SEQ ID NO:	Expression Signal	Most Similar (Top) Hit BLAST E Value	Top Hit Accession No.	Top Hit Database Source	Top Hit Descriptor
10661	23352	36591	33.99	0.0E+00	AV727362.1	EST_HUMAN	AV727362 HTC Homo sapiens cDNA clone HTCAQH06 5'
10674	23365	36608	9.59	0.0E+00	AW516055.1	EST_HUMAN	X004910.x1 NCL_CGAP_Lym12 Homo sapiens cDNA clone IMAGE:2852228 3' similar to gb:M60854 40S RIBOSOMAL PROTEIN S16 (HUMAN);
10680	23371	36613	3.18	0.0E+00	AU135741.1	EST_HUMAN	AU135741 PLACE1 Homo sapiens cDNA clone PLACE1002794 5'
10686	23377	36617	3.41	0.0E+00	AW593333.1	EST_HUMAN	hg13d02.x1 Soares_NFL_T_GBC_S1 Homo sapiens cDNA clone IMAGE:2945475 3' similar to contains element MSR1 repetitive element;
10686	23377	36618	3.41	0.0E+00	AW593333.1	EST_HUMAN	hg13d02.x1 Soares_NFL_T_GBC_S1 Homo sapiens cDNA clone IMAGE:2945475 3' similar to contains element MSR1 repetitive element;
10688	23377	36619	3.41	0.0E+00	AW593333.1	EST_HUMAN	hg13d02.x1 Soares_NFL_T_GBC_S1 Homo sapiens cDNA clone IMAGE:2945475 3' similar to contains element MSR1 repetitive element;
10688	23379	36620	1.89	0.0E+00	Z34897.1	NT	H.sapiens mRNA for H1 histamine receptor
10689	23380	36621	2.97	0.0E+00	F13066.1	EST_HUMAN	HSC3IC031 normalized infant brain cDNA Homo sapiens cDNA clone c-3ic03
10700	23391	36629	1.79	0.0E+00	D10083.1	NT	Homo sapiens RGH1 gene, retrovirus-like element
10706	23396	36634	1.33	0.0E+00	4758281	NT	Homo sapiens EphA7 (EPHA7) mRNA
10706	23396	36635	1.33	0.0E+00	4758281	NT	Homo sapiens EphA7 (EPHA7) mRNA
10718	23407	36648	2.13	0.0E+00	AW338094.1	EST_HUMAN	xw66f01.x1 NCL_CGAP_Pan1 Homo sapiens cDNA clone IMAGE:2832085 3' similar to gb:X17115 IG MU CHAIN C REGION (HUMAN);
10719	23408	36649	4.62	0.0E+00	AW451230.1	EST_HUMAN	UH-H-B13-aih-a-01-0-U1.s1 NCL_CGAP_Sub5 Homo sapiens cDNA clone IMAGE:2736649 3'
10719	23408	36650	4.62	0.0E+00	AW451230.1	EST_HUMAN	UH-H-B13-aih-a-01-0-U1.s1 NCL_CGAP_Sub5 Homo sapiens cDNA clone IMAGE:2736649 3'
10721	13021		11.67	0.0E+00	4506632	NT	Homo sapiens ribosomal protein L31 (RPL31) mRNA
10723	23411	36652	2.63	0.0E+00	AB014567.1	NT	Homo sapiens mRNA for KIAA0667 protein, partial cds
10738	23425	36670	1.98	0.0E+00	BE298449.1	EST_HUMAN	601119248F1 NIH_MGC_17 Homo sapiens cDNA clone IMAGE:3028219 5'
10764	23439	36683	2.04	0.0E+00	AB011117.1	NT	Homo sapiens mRNA for KIAA0545 protein, partial cds
10763	23447		1.71	0.0E+00	AU124106.1	EST_HUMAN	AU124106 NT2RM2 Homo sapiens cDNA clone NT2RM2001875 5'
10771	23454	36697	1.45	0.0E+00	AB029040.1	NT	Homo sapiens mRNA for KIAA1117 protein, partial cds
10771	23464	36698	1.45	0.0E+00	AB029040.1	NT	Homo sapiens mRNA for KIAA1117 protein, partial cds
10776	23459	36702	4.04	0.0E+00	BE762165.1	EST_HUMAN	601582046F1 NIH_MGC_7 Homo sapiens cDNA clone IMAGE:3936539 5'
10777	23460		59.14	0.0E+00	BF684061.1	EST_HUMAN	602141405F1 NIH_MGC_46 Homo sapiens cDNA clone IMAGE:4302432 5'
10778	23461	36703	1.3	0.0E+00	BE269288.1	EST_HUMAN	601186342F1 NIH_MGC_8 Homo sapiens cDNA clone IMAGE:3644269 5'
10781	23464	36706	5.6	0.0E+00	AU118386.1	EST_HUMAN	AU118386 HEMBA1 Homo sapiens cDNA clone HEMBA1003486 5'
10786	23469	36710	6.53	0.0E+00	A1149809.1	EST_HUMAN	qf49c03.x1 Soares_testis_NHT Homo sapiens cDNA clone IMAGE:1752772 3'
10786	23469	36711	6.53	0.0E+00	A1149809.1	EST_HUMAN	qf49c03.x1 Soares_testis_NHT Homo sapiens cDNA clone IMAGE:1752772 3'
10787	23470	36712	3.04	0.0E+00	AW391837.1	EST_HUMAN	QV4-ST0234-121189-032-b06 ST0234 Homo sapiens cDNA

Page 529 of 536  
Table 4  
Single Exon Probes Expressed in Brain

Probe SEQ ID NO:	Exon SEQ ID NO:	ORF SEQ ID NO:	Expression Signal	Most Similar (Top) Hit BLAST E Value	Top Hit Accession No.	Top Hit Database Source	Top Hit Descriptor
10798	23481	36721	4.39	0.0E+00	AF223391.1	NT	Homo sapiens calcium channel alpha1E subunit (CACNA1E) gene, exons 7-49, and partial cds, alternatively spliced
10798	23481	36722	4.39	0.0E+00	AF223391.1	NT	Homo sapiens calcium channel alpha1E subunit (CACNA1E) gene, exons 7-49, and partial cds, alternatively spliced
10807	23480	36726	9.67	0.0E+00	11424726	NT	Homo sapiens insulin receptor (INSR), mRNA
10814	23497	36733	1.42	0.0E+00	AW804516.1	EST_HUMAN	QV0-UM0083-170400-191-d06 UM0083 Homo sapiens cDNA
10814	23497	36734	1.42	0.0E+00	AW804516.1	EST_HUMAN	QV0-UM0083-170400-191-d06 UM0083 Homo sapiens cDNA
10815	23498	36736	1.6	0.0E+00	BF340308.1	EST_HUMAN	602037014F1 NCI_CGAP_Brm64 Homo sapiens cDNA clone IMAGE:4184979 6'
10817	23500	36738	52.94	0.0E+00	BE261209.1	EST_HUMAN	601148357F1 NIH_MGC_19 Homo sapiens cDNA clone IMAGE:3163310 5'
10821	23504	36743	2.37	0.0E+00	AB029040.1	NT	Homo sapiens mRNA for KIAA1117 protein, partial cds
10824	23607	36748	1.69	0.0E+00	AB007932.1	NT	Homo sapiens mRNA for KIAA0463 protein, partial cds
10828	23510	36750	3.47	0.0E+00	U50326.1	NT	Human protein kinase C substrate 80K-H (PRKCSH) gene, exon 15-17
10832	23514	36755	1.55	0.0E+00	BE773038.1	EST_HUMAN	RC1-FT0134-170700-012-07 FT0134 Homo sapiens cDNA
10832	23514	36756	1.55	0.0E+00	BE773038.1	EST_HUMAN	RC1-FT0134-170700-012-07 FT0134 Homo sapiens cDNA
10838	23520	36762	1.47	0.0E+00	W21826.1	EST_HUMAN	57E10 Human retina cDNA Tsp509I-cleaved sublibrary Homo sapiens cDNA not directional
10854	23634	36779	136.91	0.0E+00	AA740782.1	EST_HUMAN	cd32ae07.s1 NCI_CGAP_Kid5 Homo sapiens cDNA clone IMAGE:1325412 3' similar to contains element MSR1 repetitive element;
10857	23537	36783	2.05	0.0E+00	AW468922.1	EST_HUMAN	ha04h04.x1 NCI_CGAP_Kid12 Homo sapiens cDNA clone IMAGE:2872769 3'
10863	23543	36790	2.91	0.0E+00	AF252303.1	NT	Homo sapiens signalling lymphocyte activation molecule (SLAM) gene, exon 2
10879	23559	36806	7.34	0.0E+00	CS5089.1	EST_HUMAN	C05089 Human heart cDNA (YNatamura) Homo sapiens cDNA clone 3N1-IC4817
10886	23566	36814	2.31	0.0E+00	AA746375.1	EST_HUMAN	cd55h01.r1 NCI_CGAP_GCB1 Homo sapiens cDNA clone IMAGE:1309009 5'
10886	23566	36815	2.31	0.0E+00	AA746375.1	EST_HUMAN	cd55h01.r1 NCI_CGAP_GCB1 Homo sapiens cDNA clone IMAGE:1309009 5'
10895	23575	36825	3.74	0.0E+00	M78448.1	EST_HUMAN	EST00596 Fetal brain, Stratagene (cat#936206) Homo sapiens cDNA clone HIFBCC28
10895	23575	36826	3.74	0.0E+00	M78448.1	EST_HUMAN	EST00596 Fetal brain, Stratagene (cat#936206) Homo sapiens cDNA clone HIFBCC28
10898	23578	36827	6.82	0.0E+00	AL157608.1	EST_HUMAN	DKFZp781J2116_r1 781 (synonym: hemy2) Homo sapiens cDNA clone DKFZp781J2116 5'
10910	23590	36836	5.81	0.0E+00	AU116988.1	EST_HUMAN	AU116988 HEMBA1 Homo sapiens cDNA clone HEMBA1000424 5'
10924	23604	36853	1.64	0.0E+00	AV693658.1	EST_HUMAN	AV693656 GKC Homo sapiens cDNA clone GKCCNC03 5'
10932	23612	36862	2.09	0.0E+00	BF366553.1	EST_HUMAN	IL3-N10104-200500-143-A07 NT0104 Homo sapiens cDNA
10955	18399	31311	2.73	0.0E+00	AB035266.1	NT	Homo sapiens mRNA for neuroxin II, complete cds
10955	18399	31312	2.73	0.0E+00	AB035266.1	NT	Homo sapiens mRNA for neuroxin II, complete cds
10890	23636	36867	2.64	0.0E+00	BE182360.1	EST_HUMAN	PM0-H10645-060500-002-E05 HT0845 Homo sapiens cDNA
10960	23636	36868	2.64	0.0E+00	BE182360.1	EST_HUMAN	PM0-H10645-060500-002-E05 HT0845 Homo sapiens cDNA
10961	23637		1.4	0.0E+00	AV701152.1	EST_HUMAN	AV701152 ADA Homo sapiens cDNA clone ADAAD06 5'
10980	23655	36808	4.07	0.0E+00	BE896423.1	EST_HUMAN	601439092F1 NIH_MGC_72 Homo sapiens cDNA clone IMAGE:3924142 5'

Page 530 of 536  
Table 4  
Single Exon Probes Expressed In Brain

Probe SEQ ID NO:	Exon SEQ ID NO:	ORF SEQ ID NO:	Expression Signal	Most Similar (Top) Hit BLAST E-Value	Top Hit Accession No.	Top Hit Database Source	Top Hit Descriptor
10989	23663	36919	1.85	0.0E+00	AW500307.1	EST_HUMAN	UI-HF-BN0-akg-d-02-0-J1.r1 NIH_MGC_60 Homo sapiens cDNA clone IMAGE:3077019 6'
10989	23663	36920	1.85	0.0E+00	AW500307.1	EST_HUMAN	UI-HF-BN0-akg-d-02-0-J1.r1 NIH_MGC_50 Homo sapiens cDNA clone IMAGE:3077019 5'
10992	23666	36923	2.39	0.0E+00	BE018293.1	EST_HUMAN	bb78c04.y1 NIH_MGC_10 Homo sapiens cDNA clone IMAGE:3048486 5' similar to gb:Y00345_cd61 POLYADENYLATE-BINDING PROTEIN (HUMAN); gb:X66563 M.musculus mRNA for poly(A) binding protein (MOUSE);
11016	23688	36949	1.77	0.0E+00	BF528907.1	EST_HUMAN	602043377F1 NCI_CGAP_Bm67 Homo sapiens cDNA clone IMAGE:4181083 5'
11016	23688	36950	1.77	0.0E+00	BF528907.1	EST_HUMAN	602043377F1 NCI_CGAP_Bm67 Homo sapiens cDNA clone IMAGE:4181083 5'
11016	23688	36951	1.77	0.0E+00	BF528907.1	EST_HUMAN	602043377F1 NCI_CGAP_Bm67 Homo sapiens cDNA clone IMAGE:4181083 5'
11028	25133	36984	1.27	0.0E+00	AW387786.1	EST_HUMAN	MR4-ST0118-041089-010-A12 ST0118 Homo sapiens cDNA
11028	25133	36985	1.27	0.0E+00	AW387786.1	EST_HUMAN	MR4-ST0118-041089-010-A12 ST0118 Homo sapiens cDNA
11034	23705	36973	1.53	0.0E+00	4759281	NT	Homo sapiens EphA7 (EPHA7) mRNA
11035	23706	36974	8.73	0.0E+00	BE897953.1	EST_HUMAN	601440446F1 NIH_MGC_72 Homo sapiens cDNA clone IMAGE:3925403 5'
11037	23708	36977	1.89	0.0E+00	AF459545.1	EST_HUMAN	ec86g11.x1 Schiller meningioma Homo sapiens cDNA clone IMAGE:1952804 3'
11037	23708	36978	1.89	0.0E+00	AF459545.1	EST_HUMAN	ec86g11.x1 Schiller meningioma Homo sapiens cDNA clone IMAGE:1952804 3'
11051	23721	36992	2.76	0.0E+00	AL042278.1	EST_HUMAN	DKFZp434L0120_r1_434 (synonym: htes3) Homo sapiens cDNA clone DKFZp434L0120 5'
11083	23763	37028	1.81	0.0E+00	10880982	NT	Homo sapiens gephyrin (GPH), mRNA
11085	23755	37031	3.98	0.0E+00	4759827	NT	Homo sapiens neurexin III (NRXN3) mRNA
11086	23756	37032	2.67	0.0E+00	BF208561.1	EST_HUMAN	601870902F1 NIH_MGC_19 Homo sapiens cDNA clone IMAGE:4101433 5'
11091	23761	37038	12.22	0.0E+00	AW207734.1	EST_HUMAN	UJH-BI2-age-h-01-0-J1.s1 NCI_CGAP_Sub4 Homo sapiens cDNA clone IMAGE:2724312 3'
11096	23766	37040	4.23	0.0E+00	AB018260.1	NT	Homo sapiens mRNA for KIAA0717 protein, partial cds
11096	23766	37041	4.23	0.0E+00	AB018260.1	NT	Homo sapiens mRNA for KIAA0717 protein, partial cds
11098	23768	37043	2.69	0.0E+00	BE206846.1	EST_HUMAN	ba04d07.y1 NIH_MGC_7 Homo sapiens cDNA clone IMAGE:2823373 5' similar to TR:O76022 O76022 E1B-65KDA-ASSOCIATED PROTEIN.;
11098	23768	37044	2.69	0.0E+00	BE206846.1	EST_HUMAN	ba04d07.y1 NIH_MGC_7 Homo sapiens cDNA clone IMAGE:2823373 5' similar to TR:O76022 O76022 E1B-65KDA-ASSOCIATED PROTEIN.;
11110	23780	37055	1.9	0.0E+00	11626409	NT	Homo sapiens KIAA0426 gene product (KIAA0426), mRNA
11124	23763	37069	1.52	0.0E+00	11024711	NT	Homo sapiens myosin, heavy polypeptide 4, skeletal muscle (MYH4), mRNA
11127	20052	37133	1.5	0.0E+00	L32832.1	NT	Homo sapiens zinc finger homeodomain protein (ATBF1-A) mRNA, complete cds
11131	23799	37074	3.84	0.0E+00	BE148076.1	EST_HUMAN	RC3-HT0230-040500-110-h04 HT0230 Homo sapiens cDNA
11131	23799	37075	3.84	0.0E+00	BE148076.1	EST_HUMAN	RC3-HT0230-040500-110-h04 HT0230 Homo sapiens cDNA
11154	23821	37101	1.96	0.0E+00	AW873469.1	EST_HUMAN	ba54d08.y3 NIH_MGC_10 Homo sapiens cDNA clone IMAGE:2900367 5' similar to TR:O60275 O60275 KIAA0522 PROTEIN;
11154	23821	37102	1.86	0.0E+00	AW873469.1	EST_HUMAN	ba54d08.y3 NIH_MGC_10 Homo sapiens cDNA clone IMAGE:2900367 5' similar to TR:O60275 O60275 KIAA0522 PROTEIN;



Page 531 of 536  
Table 4  
Single Exon Probes Expressed in Brain

Probe SEQ ID NO:	Exon SEQ ID NO:	ORF SEQ ID NO:	Expression Signal	Most Similar (Top) Hit BLAST E Value	Top Hit Accession No.	Top Hit Database Source	Top Hit Descriptor
11176	23843	37128	6.21	0.0E+00	BF507876.1	EST_HUMAN	UI-H-B14-ack-b-10-Q-U1.s1 NCJ CGAP Sub8 Homo sapiens cDNA clone IMAGE:3086028 3'
11176	23843	37128	6.21	0.0E+00	BF507876.1	EST_HUMAN	UI-H-B14-ack-b-10-Q-U1.s1 NCJ CGAP Sub8 Homo sapiens cDNA clone IMAGE:3086028 3'
11185	23850	37136	1.97	0.0E+00	AU135170.1	EST_HUMAN	AU136170 PLACE1 Homo sapiens cDNA clone PLACE1001381 5'
11189	23854	37140	1.82	0.0E+00	BF576138.1	EST_HUMAN	602132459F1 NIH_MGC_81 Homo sapiens cDNA clone IMAGE:4271630 5'
11189	23854	37141	1.82	0.0E+00	BF576138.1	EST_HUMAN	602132459F1 NIH_MGC_81 Homo sapiens cDNA clone IMAGE:4271630 5'
11190	23855	37142	1.67	0.0E+00	BF086811.1	EST_HUMAN	RC3-GN0089-190900-011-c06 GN0089 Homo sapiens cDNA
11192	23857	37143	5.5	0.0E+00	BE878401.1	EST_HUMAN	601486828F1 NIH_MGC_69 Homo sapiens cDNA clone IMAGE:3889207 5'
11192	23857	37144	5.5	0.0E+00	BE878401.1	EST_HUMAN	601486828F1 NIH_MGC_69 Homo sapiens cDNA clone IMAGE:3889207 5'
11199	23864	37150	1.94	0.0E+00	D87682.1	NT	Human mRNA for KIAA0241 gene, partial cds
11204	23868		5.95	0.0E+00	BF240536.1	EST_HUMAN	601875630F1 NIH_MGC_55 Homo sapiens cDNA clone IMAGE:4089710 5'
11218	23881	37166	2.04	0.0E+00	AB037737.1	NT	Homo sapiens mRNA for KIAA1316 protein, partial cds
11218	23881	37167	2.04	0.0E+00	AB037737.1	NT	Homo sapiens mRNA for KIAA1316 protein, partial cds
11222	23885	37170	4.17	0.0E+00	11430968	NT	Homo sapiens retinoblastoma-like 2 (p130) (RBL2), mRNA
11222	23885	37171	4.17	0.0E+00	11430968	NT	Homo sapiens retinoblastoma-like 2 (p130) (RBL2), mRNA
11230	23893	37179	1.8	0.0E+00	AA772837.1	EST_HUMAN	ae74g04.s1 Stratagene schizo brain S11 Homo sapiens cDNA clone IMAGE:969942 3'
11241	23903	37192	1.62	0.0E+00	AF223991.1	NT	Homo sapiens calcium channel alpha1E subunit (CACNA1E) gene, exons 7-49, and partial cds, alternatively spliced
11241	23903	37193	1.62	0.0E+00	AF223991.1	NT	Homo sapiens calcium channel alpha1E subunit (CACNA1E) gene, exons 7-49, and partial cds, alternatively spliced
11244	23906	37198	6.16	0.0E+00	4503544	NT	Homo sapiens eukaryotic translation initiation factor 5A (EIF5A) mRNA
11251	23913	37205	1.36	0.0E+00	BF576267.1	EST_HUMAN	602134132FT NIH_MGC_81 Homo sapiens cDNA clone IMAGE:4289502 5'
11254	23916	37209	5.84	0.0E+00	AW328173.1	EST_HUMAN	df04g05.x1 NIH_MGC_3 Homo sapiens cDNA clone IMAGE:2847177 5'
11268	23920		71.88	0.0E+00	M55083.1	NT	Human gamma actin-like pseudogene, complete cds
11284	23926	37216	2.93	0.0E+00	BF306996.1	EST_HUMAN	601889923F1 NIH_MGC_17 Homo sapiens cDNA clone IMAGE:4123948 5'
11284	23926	37217	2.93	0.0E+00	BF306996.1	EST_HUMAN	601889923F1 NIH_MGC_17 Homo sapiens cDNA clone IMAGE:4123948 5'
11271	23932	37225	105.67	0.0E+00	BF362462.1	EST_HUMAN	QV2-NN0054-230800-333-e04 NN0054 Homo sapiens cDNA
11291	23952	37249	2.34	0.0E+00	U36284.1	NT	Human beta-prime-adaptin (BAM22) gene, exon 16
11291	23952	37250	2.34	0.0E+00	U36284.1	NT	Human beta-prime-adaptin (BAM22) gene, exon 16
11295	23956		3.03	0.0E+00	BE997051.1	EST_HUMAN	601439605F1 NIH_MGC_72 Homo sapiens cDNA clone IMAGE:3924577 5'
11296	23957		1.73	0.0E+00	4503786	NT	Homo sapiens tyrosine-related kinase (FRK) mRNA
11310	23969	37271	3.55	0.0E+00	8923698	NT	Homo sapiens golgin-like protein (GLP), mRNA
11313	23972		2.69	0.0E+00	BF207662.1	EST_HUMAN	601861947F1 NIH_MGC_63 Homo sapiens cDNA clone IMAGE:4081715 5'
11314	23973		2.03	0.0E+00	BE257744.1	EST_HUMAN	601116705F1 NIH_MGC_16 Homo sapiens cDNA clone IMAGE:3357384 5'

Page 532 of 536  
Table 4  
Single Exon Probes Expressed in Brain

Probe SEQ ID NO:	Exon SEQ ID NO:	ORF SEQ ID NO:	Expression Signal	Most Similar (Top) Hit BLAST E Value	Top Hit Accession No.	Top Hit Database Source	Top Hit Descriptor
11327	24018	37321	4.02	0.0E+00	BE206846.1	EST_HUMAN	ba04d07.y1 NIH_MGC_7 Homo sapiens cDNA clone IMAGE:2823373 5' similar to TR:O76022 O76022 E1B-55KDA-ASSOCIATED PROTEIN.;
11327	24018	37322	4.02	0.0E+00	BE206846.1	EST_HUMAN	ba04d07.y1 NIH_MGC_7 Homo sapiens cDNA clone IMAGE:2823373 5' similar to TR:O76022 O76022 E1B-55KDA-ASSOCIATED PROTEIN.;
11329	24020	37324	3.88	0.0E+00	AW753028.1	EST_HUMAN	ba04d07.y1 NIH_MGC_7 Homo sapiens cDNA clone IMAGE:2823373 5' similar to TR:O76022 O76022 E1B-55KDA-ASSOCIATED PROTEIN.;
11334	24025		3.06	0.0E+00	AA558707.1	EST_HUMAN	QV0-CT0225-101299-071-f06 CT0225 Homo sapiens cDNA
11335	18000	30623	3.84	0.0E+00	AI934954.1	EST_HUMAN	m42c08.s1 NCI_CGAP_P4 Homo sapiens cDNA clone IMAGE:1049342 similar to gb:M95178 ALPHA-ACTININ 1, CYTOSKELETAL ISOFORM (HUMAN);
11336	24026	37330	7.45	0.0E+00	AW9327895.1	EST_HUMAN	wp08g08.x1 NCI_CGAP_Kid12 Homo sapiens cDNA clone IMAGE:2464094 3'
11355	25134	37348	1.89	0.0E+00	AW292776.1	EST_HUMAN	df02b08.x1 NIH_MGC_3 Homo sapiens cDNA clone IMAGE:2846919 5'
11362	23173	36401	2.2	0.0E+00	4758827	NT	UJ-H-BW0-ej-d-07-0-UJ.s1 NCI_CGAP_Sub6 Homo sapiens cDNA clone IMAGE:2729509 3'
11368	23975	37278	1.73	0.0E+00	BE264058.1	EST_HUMAN	Homo sapiens neurexin III (NRXN3) mRNA
11371	23978	37278	1.74	0.0E+00	BE965909.2	EST_HUMAN	60113903F1 NIH_MGC_16 Homo sapiens cDNA clone IMAGE:3354600 5'
11371	23978	37278	1.74	0.0E+00	BE965909.2	EST_HUMAN	601659088R1 NIH_MGC_70 Homo sapiens cDNA clone IMAGE:3895916 3'
11372	23979	37280	4.62	0.0E+00	BE186656.1	EST_HUMAN	601659088R1 NIH_MGC_70 Homo sapiens cDNA clone IMAGE:3895916 3'
11373	23980		1.29	0.0E+00	BF519960.1	EST_HUMAN	IL5-HT0731-020500-077-05 HT0731 Homo sapiens cDNA
11387	23993	37294	7.81	0.0E+00	AL048540.1	EST_HUMAN	UJ-H-BW1-emi-v-05-0-UJ.s1 NCI_CGAP_Sub7 Homo sapiens cDNA clone IMAGE:3071121 3'
11387	23993	37295	7.81	0.0E+00	AL048540.1	EST_HUMAN	DKFZp434G178_r1 434 (synonym: htes3) Homo sapiens cDNA clone DKFZp434G178 5'
11397	24003	37306	5.89	0.0E+00	AI923116.1	EST_HUMAN	DKFZp434G178_r1 434 (synonym: htes3) Homo sapiens cDNA clone DKFZp434G178 5'
11401	24050	37353	3.42	0.0E+00	AA760913.1	EST_HUMAN	DKFZp434G178_r1 434 (synonym: htes3) Homo sapiens cDNA clone DKFZp434G178 5'
11401	24050	37354	3.42	0.0E+00	AA760913.1	EST_HUMAN	wn89g09.x1 NCI_CGAP_U11 Homo sapiens cDNA clone IMAGE:2452468 3' similar to gb:S97431 LAMININ RECEPTOR (HUMAN);
11406	24055	37360	1.94	0.0E+00	BE910646.1	EST_HUMAN	ntz11c07.s1 NCI_CGAP_GCB1 Homo sapiens cDNA clone IMAGE:1287468 3' similar to TR:Q13686
11418	23183	36413	7.9	0.0E+00	BE676347.1	EST_HUMAN	Q13686 ALKB HOMOLOG PROTEIN.;
11419	23186	36416	1.79	0.0E+00	BE616666.1	EST_HUMAN	ntz11c07.s1 NCI_CGAP_GCB1 Homo sapiens cDNA clone IMAGE:1287468 3' similar to TR:Q13686
11419	23186	36417	1.79	0.0E+00	BE616666.1	EST_HUMAN	Q13686 ALKB HOMOLOG PROTEIN.;
11426	23193	36424	1.61	0.0E+00	AV757420.1	EST_HUMAN	601501090F1 NIH_MGC_70 Homo sapiens cDNA clone IMAGE:3902928 5'
11457	24061	37367	1.52	0.0E+00	Y18890.1	NT	7f27f12.x1 NCI_CGAP_GLL1 Homo sapiens cDNA clone IMAGE:3285919 3' similar to TR:O00409 O00409 CHECKPOINT SUPPRESSOR 1.;
11461	24064	37370	10.31	0.0E+00	L39891.1	NT	601279335F1 NIH_MGC_39 Homo sapiens cDNA clone IMAGE:3611144 5'
11461	24064	37371	10.31	0.0E+00	L39891.1	NT	601279335F1 NIH_MGC_39 Homo sapiens cDNA clone IMAGE:3611144 5'
11476	24077	37387	4.69	0.0E+00	AU138211.1	EST_HUMAN	AV757420 BM Homo sapiens cDNA clone B1MFAFH03 6'
							Human endogenous retrovirus type K (HERV-K), gag, pol and env genes
							Homo sapiens polycystic kidney disease-associated protein (PKD1) gene, complete cds
							Homo sapiens polycystic kidney disease-associated protein (PKD1) gene, complete cds
							AU138211 PLACE1 Homo sapiens cDNA clone PLACE1008077 5'

Page 533 of 536  
Table 4  
Single Exon Probes Expressed in Brain

Probe SEQ ID NO:	Exon SEQ ID NO:	ORF SEQ ID NO:	Expression Signal	Most Similar (Top) Hit BLAST E Value	Top Hit Accession No.	Top Hit Database Source	Top Hit Descriptor
11491	24082	37404	1.92	0.0E+00	BE622317.1	EST_HUMAN	601441099F1 NIH_MGC_72 Homo sapiens cDNA clone IMAGE:3916270 5'
11518	24118	37428	1.42	0.0E+00	AB939634.1	EST_HUMAN	fm94c10.x5 NCI_CGAP_Bim25 Homo sapiens cDNA clone IMAGE:2165778 3'
11529	24128	37434	13.79	0.0E+00	BE749899.1	EST_HUMAN	601572186T1 NIH_MGC_55 Homo sapiens cDNA clone IMAGE:3839012 3'
11529	24128	37435	13.78	0.0E+00	BE749899.1	EST_HUMAN	601572186T1 NIH_MGC_55 Homo sapiens cDNA clone IMAGE:3839012 3'
11639	24196	37447	1.81	0.0E+00	AU141882.1	EST_HUMAN	AU141882 THYRO1 Homo sapiens cDNA clone THYRO1001398 5'
11639	24199	37448	1.81	0.0E+00	AU141882.1	EST_HUMAN	AU141882 THYRO1 Homo sapiens cDNA clone THYRO1001398 5'
11542	24142	37451	2.08	0.0E+00	AW006022.1	EST_HUMAN	wz91h01.x1 NCI_CGAP_Bim25 Homo sapiens cDNA clone IMAGE:2566225 3' similar to WP:F53H10.2 CE11040 ZINC FINGER, C2H2 TYPE :
11548	25135	37455	3.49	0.0E+00	BF002333.1	EST_HUMAN	7h22b10.x1 NCI_CGAP_Cot16 Homo sapiens cDNA clone IMAGE:3316899 3' similar to TR:Q13458 Q13458 TRIO.;
11571	24170	37485	2.88	0.0E+00	AW387776.1	EST_HUMAN	MR4-ST0118-261099-012-503 ST0118 Homo sapiens cDNA
11571	24170	37486	2.88	0.0E+00	AW387776.1	EST_HUMAN	MR4-ST0118-261099-012-503 ST0118 Homo sapiens cDNA
11582	24181	37521	2.41	0.0E+00	AW683777.1	EST_HUMAN	MIR3-SN0010-310300-107-h03 SN0010 Homo sapiens cDNA
11601	24200	37521	4.76	0.0E+00	11435244	NT	Homo sapiens KIAA0247 gene product (KIAA0247), mRNA
11601	24200	37522	4.76	0.0E+00	11435244	NT	Homo sapiens KIAA0247 gene product (KIAA0247), mRNA
11608	24206	37529	5.87	0.0E+00	U36253.1	NT	Human beta-prime-adaptin (BAM22) gene, exon 5
11612	24210	37533	2.29	0.0E+00	BE379254.1	EST_HUMAN	601237691F1 NIH_MGC_44 Homo sapiens cDNA clone IMAGE:3609623 6'
11612	24210	37534	2.29	0.0E+00	BE379254.1	EST_HUMAN	601237691F1 NIH_MGC_44 Homo sapiens cDNA clone IMAGE:3609623 6'
11632	24229	37553	2.22	0.0E+00	BE794758.1	EST_HUMAN	601590588F1 NIH_MGC_7 Homo sapiens cDNA clone IMAGE:3944708 5'
11634	24231	37554	45.09	0.0E+00	BE879633.1	EST_HUMAN	601491821F1 NIH_MGC_69 Homo sapiens cDNA clone IMAGE:3894220 6'
11640	24237	37560	1.62	0.0E+00	4759827	NT	Homo sapiens neurexin III (NRXN3) mRNA
11640	24237	37561	1.62	0.0E+00	4759827	NT	Homo sapiens neurexin III (NRXN3) mRNA
11644	24241	37565	1.65	0.0E+00	AF053543.1	NT	Homo sapiens glutathione transferase zeta 1 (GSTZ1) gene, exons 6 and 7
11646	24243	37572	1.56	0.0E+00	AL163204.2	NT	Homo sapiens chromosome 21 segment HS21C004
11653	24250	37572	14.06	0.0E+00	BE409993.1	EST_HUMAN	601299403F1 NIH_MGC_21 Homo sapiens cDNA clone IMAGE:3629544 5'
11654	24251	37573	1.46	0.0E+00	BE148650.1	EST_HUMAN	MR0-HT0241-150500-011-402 HT0241 Homo sapiens cDNA
11655	24252	37574	2.69	0.0E+00	AF223391.1	NT	Homo sapiens calcium channel alpha1E subunit (CACNA1E) gene, exons 7-49, and partial cds, alternatively spliced
11655	24252	37575	2.69	0.0E+00	AF223391.1	NT	Homo sapiens calcium channel alpha1E subunit (CACNA1E) gene, exons 7-49, and partial cds, alternatively spliced
11657	18187	30878	1.29	0.0E+00	D26535.1	NT	Human gene for dihydropyrimidin succinyltransferase, complete cds (exon 1-15)
11657	18187	30879	1.29	0.0E+00	D26535.1	NT	Human gene for dihydropyrimidin succinyltransferase, complete cds (exon 1-15)
11658	24254	37576	5.6	0.0E+00	BF681641.1	EST_HUMAN	602155722F1 NIH_MGC_83 Homo sapiens cDNA clone IMAGE:4296725 6'
11658	24254	37577	5.6	0.0E+00	BF681641.1	EST_HUMAN	602155722F1 NIH_MGC_83 Homo sapiens cDNA clone IMAGE:4296725 5'

Page 534 of 536  
Table 4

Single Exon Probes Expressed in Brain

Probe SEQ ID NO:	Exon SEQ ID NO:	ORF SEQ ID NO:	Expression Signal	Most Similar (Top) Hit BLAST E Value	Top Hit Accession No.	Top Hit Database Source	Top Hit Descriptor
11662	24256		1.93	0.0E+00	6006002	NT	Homo sapiens glutamate receptor, ionotropic, N-methyl D-aspartate 2A (GRIN2A) mRNA
11664	17808	30593	1.5	0.0E+00	AF272663.1	NT	Homo sapiens gephyrin mRNA, complete cds
11667	24262	37586	1.71	0.0E+00	AU132840.1	EST_HUMAN	AU132840 NT2RP4 Homo sapiens cDNA clone NT2RP4000928 5'
11670	24265	37668	1.35	0.0E+00	BE603372.1	EST_HUMAN	601676357F1 NIH_MGC_21 Homo sapiens cDNA clone IMAGE:3958685 5'
11687	24282	37604	2.5	0.0E+00	X51755.1	NT	Human lambda-immunoglobulin constant region complex (germline)
11687	24282	37605	2.5	0.0E+00	X51755.1	NT	Human lambda-immunoglobulin constant region complex (germline)
11728	25136		15.74	0.0E+00	BF309120.1	EST_HUMAN	601890534F1 NIH_MGC_17 Homo sapiens cDNA clone IMAGE:4191416 5'
11737	24330	37654	11.96	0.0E+00	BE297175.1	EST_HUMAN	601177407F1 NIH_MGC_17 Homo sapiens cDNA clone IMAGE:3632968 5'
11751	24342	37671	1.3	0.0E+00	BE744311.1	EST_HUMAN	601576525F1 NIH_MGC_9 Homo sapiens cDNA clone IMAGE:3837222 5'
11751	24342	37672	1.3	0.0E+00	BE744311.1	EST_HUMAN	601576525F1 NIH_MGC_9 Homo sapiens cDNA clone IMAGE:3837222 5'
11757	24348	37678	1.43	0.0E+00	BE257612.1	EST_HUMAN	60113009F1 NIH_MGC_16 Homo sapiens cDNA clone IMAGE:3353378 5'
11757	24348	37679	1.43	0.0E+00	BE257612.1	EST_HUMAN	60113009F1 NIH_MGC_16 Homo sapiens cDNA clone IMAGE:3353378 5'
11766	24375	37705	1.69	0.0E+00	BE257696.1	EST_HUMAN	60114240F1 NIH_MGC_16 Homo sapiens cDNA clone IMAGE:3354672 5'
11790	24380	37710	1.68	0.0E+00	AW749184.1	EST_HUMAN	PM1-5T0348-151298-001-c11 BT0348 Homo sapiens cDNA
11790	24380	37711	1.68	0.0E+00	AW749184.1	EST_HUMAN	PM1-5T0348-151298-001-c11 BT0348 Homo sapiens cDNA
11792	24382	37713	2.23	0.0E+00	AW367811.1	EST_HUMAN	MR0-HT0166-271199-005-g03 HT0166 Homo sapiens cDNA
11792	24382	37714	2.23	0.0E+00	AW367811.1	EST_HUMAN	MR0-HT0166-271199-005-g03 HT0166 Homo sapiens cDNA
11797	24387	37720	2.46	0.0E+00	AU117974.1	EST_HUMAN	AU117974 HEMBA1 Homo sapiens cDNA clone HEMBA1002812 5'
11797	24387	37721	2.46	0.0E+00	AU117974.1	EST_HUMAN	AU117974 HEMBA1 Homo sapiens cDNA clone HEMBA1002812 5'
11808	14946		1.31	0.0E+00	U36284.1	NT	Human beta-prime-adaptin (BAM22) gene, exon 16
11821	18891	31659	2.45	0.0E+00	U07223.1	NT	Human beta2-chimaerin mRNA, complete cds
11822	24407	37741	5.54	0.0E+00	Z31706.1	NT	H.sapiens GLAST1 gene for glial glutamate transporter, exon6
11835	24419	37760	2.26	0.0E+00	A1666185.1	EST_HUMAN	tt38f02.x1 NC1_CGAP_GC8 Homo sapiens cDNA clone IMAGE:2243067 3' similar to SW:CG2G_HUMAN
11837	24421	37762	2.31	0.0E+00	AU132394.1	EST_HUMAN	P51959 G2/MITOTIC-SPECIFIC CYCLIN G1. ;
11879	25399	30600	2.27	0.0E+00	BE312542.1	EST_HUMAN	AU132394 NT2RP3 Homo sapiens cDNA clone NT2RP3004339 5'
11893	25257		3.89	0.0E+00	A1180983.1	EST_HUMAN	601150023F1 NIH_MGC_19 Homo sapiens cDNA clone IMAGE:3503020 5'
11902	24468		1.6	0.0E+00	AB011399.1	NT	ql17b12.x1 Soares_fetal_jung_NbHL18W Homo sapiens cDNA clone IMAGE:1739231 3'
11921	24482		4.9	0.0E+00	AL163246.2	NT	Homo sapiens gene for AF-6, complete cds
11929	24488		4.1	0.0E+00	11417862	NT	Homo sapiens chromosome 21 segment HS21C046
11947	24501		3.05	0.0E+00	5602973	NT	Homo sapiens calchetrin binding protein 1 (KIAA0330), mRNA
11962	25218	30816	2.59	0.0E+00	AF240786.1	NT	Homo sapiens antioxidant protein 1 (AOP1), nuclear gene encoding mitochondrial protein, mRNA
11993	25226		5.39	0.0E+00	AL041931.1	EST_HUMAN	Homo sapiens glutathione S-transferase theta 2 (GSTT2) and glutathione S-transferase theta 1 (GSTT1) genes, complete cds
							DKFZp434K0819_r1_434 (synonym: htss3) Homo sapiens cDNA clone DKFZp434K0819 5'

Page 535 of 536  
Table 4  
Single Exon Probes Expressed in Brain

Probe SEQ ID NO:	Exon SEQ ID NO:	ORF SEQ ID NO:	Expression Signal	Most Similar (Top) Hit BLAST E Value	Top Hit Accession No.	Top Hit Database Source	Top Hit Descriptor
12016	25369		3.12	0.0E+00	11418318	NT	Homo sapiens G-2 and S-phase expressed 1 (GTSE1), mRNA
12023	24551		3.91	0.0E+00	AL046544.1	EST_HUMAN	DKFZp434G218_r1 434 (synonym: htes3) Homo sapiens cDNA clone DKFZp434G218 5'
12037	25261		1.98	0.0E+00	AI903497.1	EST_HUMAN	IL-BT030-271099-001 BT030 Homo sapiens cDNA
12076	25390		1.52	0.0E+00	N54484.1	EST_HUMAN	y40608.t1 Soares fetal liver spleen 1NFLS Homo sapiens cDNA clone IMAGE:245222 3' similar to SW:POL_BAEVM P10272 POL_POLYPROTEIN ;
12089	24594		5.98	0.0E+00	AF106656.1	NT	Homo sapiens adenylosuccinate lyase gene, complete cds
12092	13593	26262	3.39	0.0E+00	4507500	NT	Homo sapiens T-cell lymphoma invasion and metastasis 1 (TIAM1) mRNA
12092	13593	26263	3.39	0.0E+00	4507500	NT	Homo sapiens T-cell lymphoma invasion and metastasis 1 (TIAM1) mRNA
12100	25264		2.21	0.0E+00	10092587	NT	Homo sapiens nuclear factor of activated T-cells, cytoplasmic, calcineurin-dependent 2 (NFATC2), mRNA
12129	13318		2.04	0.0E+00	AF003528.1	NT	Homo sapiens X-linked anhidrotic ectodermal dysplasia protein gene (EDA), exon 2 and flanking repeat regions
12218	25198	30814	2.93	0.0E+00	AW590082.1	EST_HUMAN	hg31e06.x1 NCL_CG6 Homo sapiens cDNA clone IMAGE:2947234 3' similar to contains Alu repetitive element;contains element MER22 repetitive element ;
12229	25248		1.34	0.0E+00	BE080210.1	EST_HUMAN	RC8-BT0711-290300-011-D05 BT0711 Homo sapiens cDNA
12273	25258		4.43	0.0E+00	AF068757.1	NT	Homo sapiens somatostatin receptor subtype 3 (SSTR3) gene, 5' flanking region and partial cds
12308	24732		3.36	0.0E+00	9635487	NT	Human endogenous retrovirus, complete genome
12351	25252		2.41	0.0E+00	AI204914.1	EST_HUMAN	an05h04.x1 Stratagene echizo brain S11 Homo sapiens cDNA clone IMAGE:1684759 3'
12383	24778		1.98	0.0E+00	AI904646.1	EST_HUMAN	QV-BT065-020399-103 BT065 Homo sapiens cDNA
12406	14718	27436	1.51	0.0E+00	6912457	NT	Homo sapiens calcineurin binding protein 1 (KIAA0330), mRNA
12405	14718	27437	1.51	0.0E+00	6912457	NT	Homo sapiens calcineurin binding protein 1 (KIAA0330), mRNA
12423	24789	31039	2.08	0.0E+00	AF036366.1	NT	Homo sapiens caveolin-3 (CAV3) mRNA, complete cds
12435	14424	27119	2.76	0.0E+00	H30132.1	EST_HUMAN	y059e08.t1 Soares breast 3NhbHst Homo sapiens cDNA clone IMAGE:182248 5' similar to gb:M64099 GAIMMA-GLUTAMYLTRANSEPTIDASE 5 PRECURSOR (HUMAN);
12435	14424	27120	2.76	0.0E+00	H30132.1	EST_HUMAN	y059e08.t1 Soares breast 3NhbHst Homo sapiens cDNA clone IMAGE:182246 6' similar to gb:M64099 GAIMMA-GLUTAMYLTRANSEPTIDASE 5 PRECURSOR (HUMAN);
12446	24816		10.96	0.0E+00	D50659.1	NT	Human gamma-cytoplasmic actin (ACTGP9) pseudogene
12448	24818	31020	2.51	0.0E+00	11418189	NT	Homo sapiens thyroid autoantigen 70kD (Ku antigen) (G22P1), mRNA
12448	24818	31021	2.51	0.0E+00	11418189	NT	Homo sapiens thyroid autoantigen 70kD (Ku antigen) (G22P1), mRNA
12464	14817	27649	1.53	0.0E+00	4758489	NT	Homo sapiens GTP binding protein 1 (GTPBP1) mRNA
12502	24856		1.5	0.0E+00	AW684999.1	EST_HUMAN	hi68a06.x1 Soares_NFL_T_GBC_S1 Homo sapiens cDNA clone IMAGE:2979154 3'
12538	13953	26617	2.09	0.0E+00	8922593	NT	Homo sapiens hypothetical protein FLJ10697 (FLJ10697), mRNA
12544	24884		1.98	0.0E+00	11526291	NT	Homo sapiens hypothetical protein FLJ20454 (FLJ20454), mRNA
12598	16069	28718	4.24	0.0E+00	4985312	NT	Homo sapiens G protein-coupled receptor 24 (GPR24), mRNA

Page 536 of 536  
Table 4  
Single Exon Probes Expressed in Brain

Probe SEQ ID NO:	Exon SEQ ID NO:	ORF SEQ ID NO:	Expression Signal	Most Similar (Top) Hit BLAST E Value	Top Hit Accession No.	Top Hit Database Source	Top Hit Descriptor
12676	17805	30592	3.06	0.0E+00	6806918	NT	Homo sapiens low density lipoprotein-related protein 2 (LRP2), mRNA
12682	24906		2.12	0.0E+00	AB029800.1	NT	Homo sapiens CST gene for cerebroside sulfotransferase, exon 1, 2, 3, 4, 5
12622	24927	31009	2.06	0.0E+00	9558724	NT	Homo sapiens cleavage and polyadenylation specific factor 1, 160kD subunit (CPSF1), mRNA
12648	25410		2.66	0.0E+00	AL163246.2	NT	Homo sapiens chromosome 21 segment HS21C046
12654	13380	26021	2.77	0.0E+00	6806918	NT	Homo sapiens low density lipoprotein-related protein 2 (LRP2), mRNA
12729	24999	30972	1.5	0.0E+00	11417862	NT	Homo sapiens calcineurin binding protein 1 (KIAA0330), mRNA
12735	25004		4	0.0E+00	7697020	NT	Homo sapiens DKFZp434P211 protein (DKFZP434P211), mRNA
12790	25042	30987	1.76	0.0E+00	AW025032.1	EST_HUMAN	wu83c07.x1 NCI_CGAP_Ki63 Homo sapiens cDNA clone IMAGE:2527896 3' similar to TR:Q12844 Q12844 BREAKPOINT CLUSTER REGION PROTEIN ;contains TAR1.3 TAR1 repetitive element;
12808	13890	26560	1.37	0.0E+00	996844	NT	Homo sapiens chromosome 12 open reading frame 3 (C12ORF3), mRNA
12818	25251		1.39	0.0E+00	AF083824.1	NT	Homo sapiens dihydropyridine receptor alpha 2 subunit (CACNA2D1) gene, exon 8

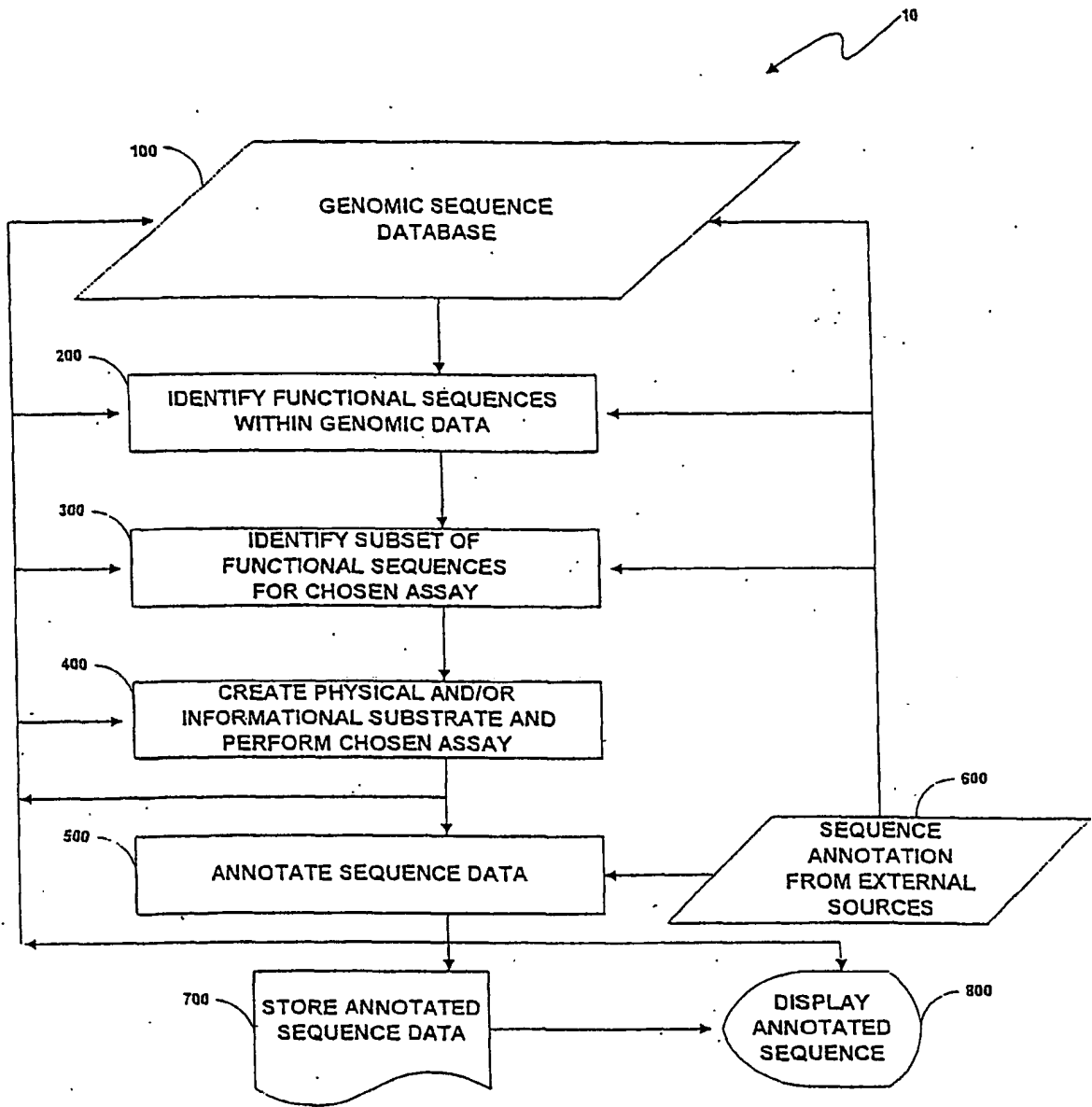


Fig. 1

2/10

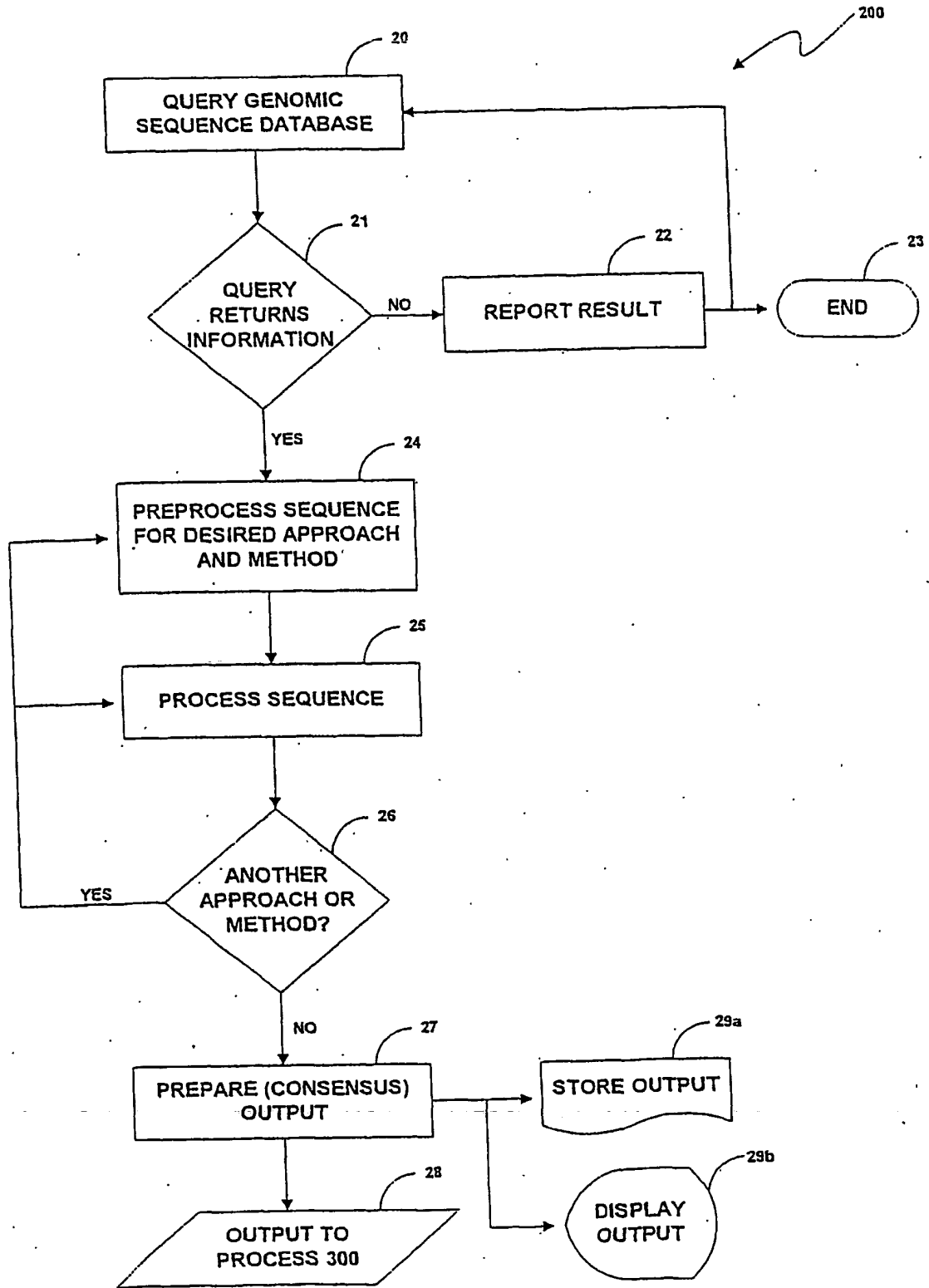


Fig. 2



3/10

80

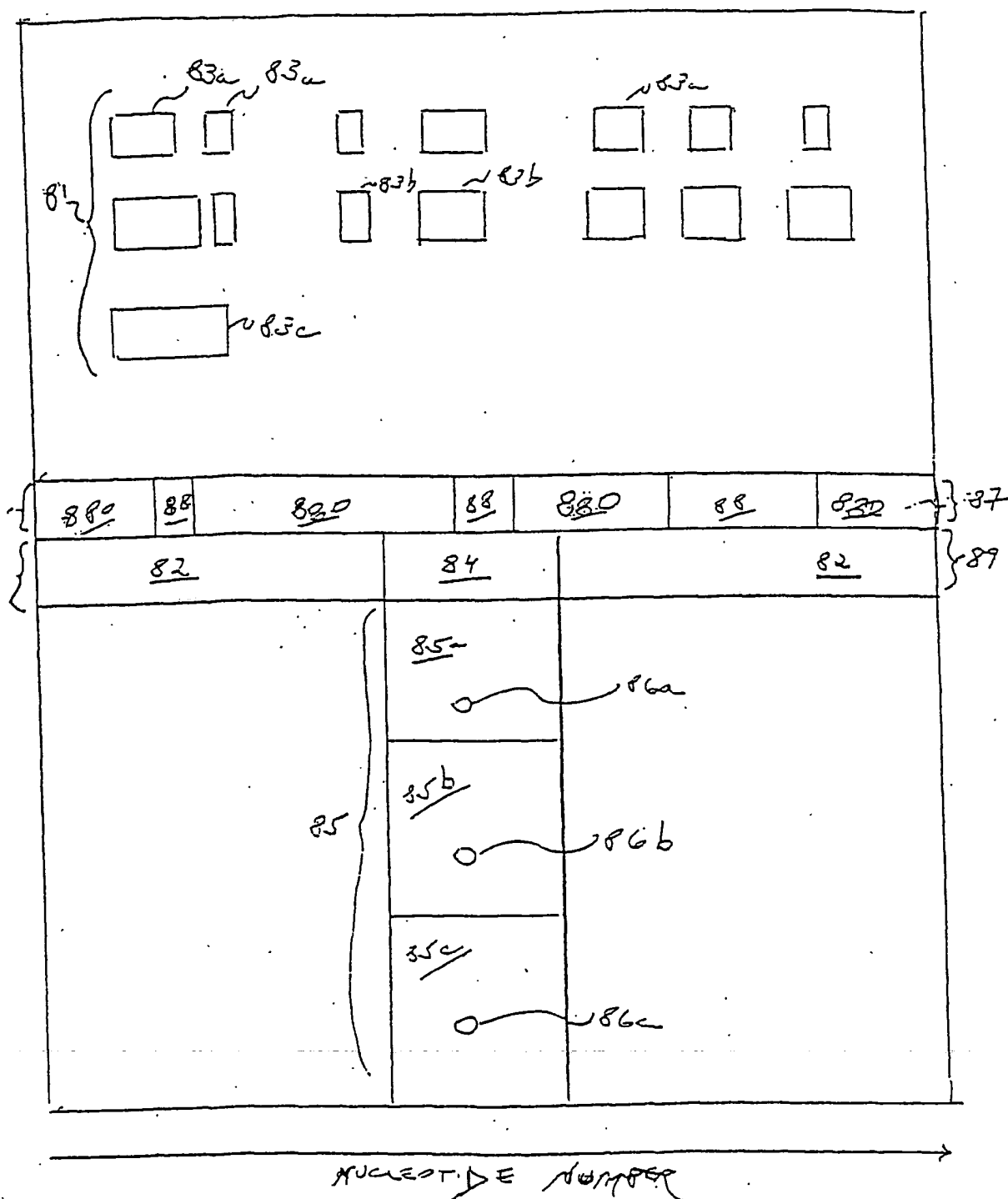


Fig. 3

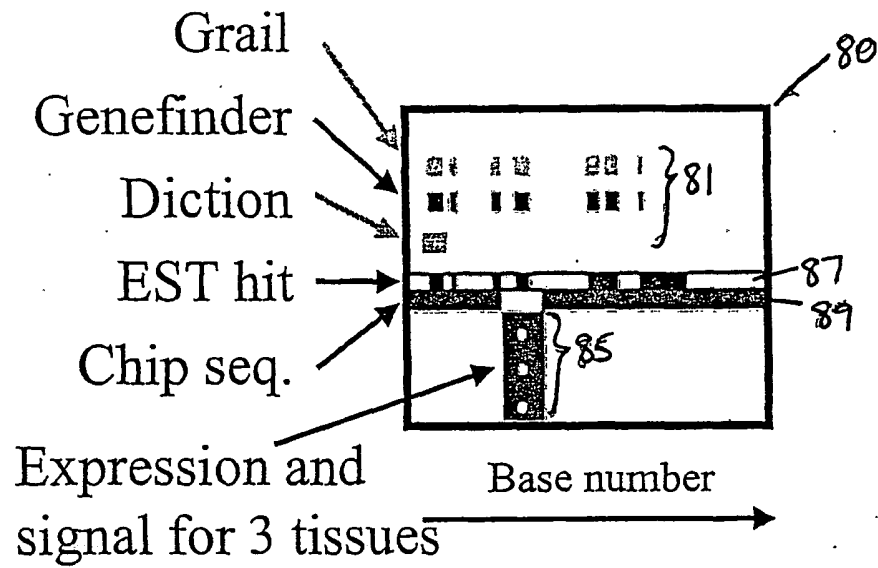


Fig. 4

5/10

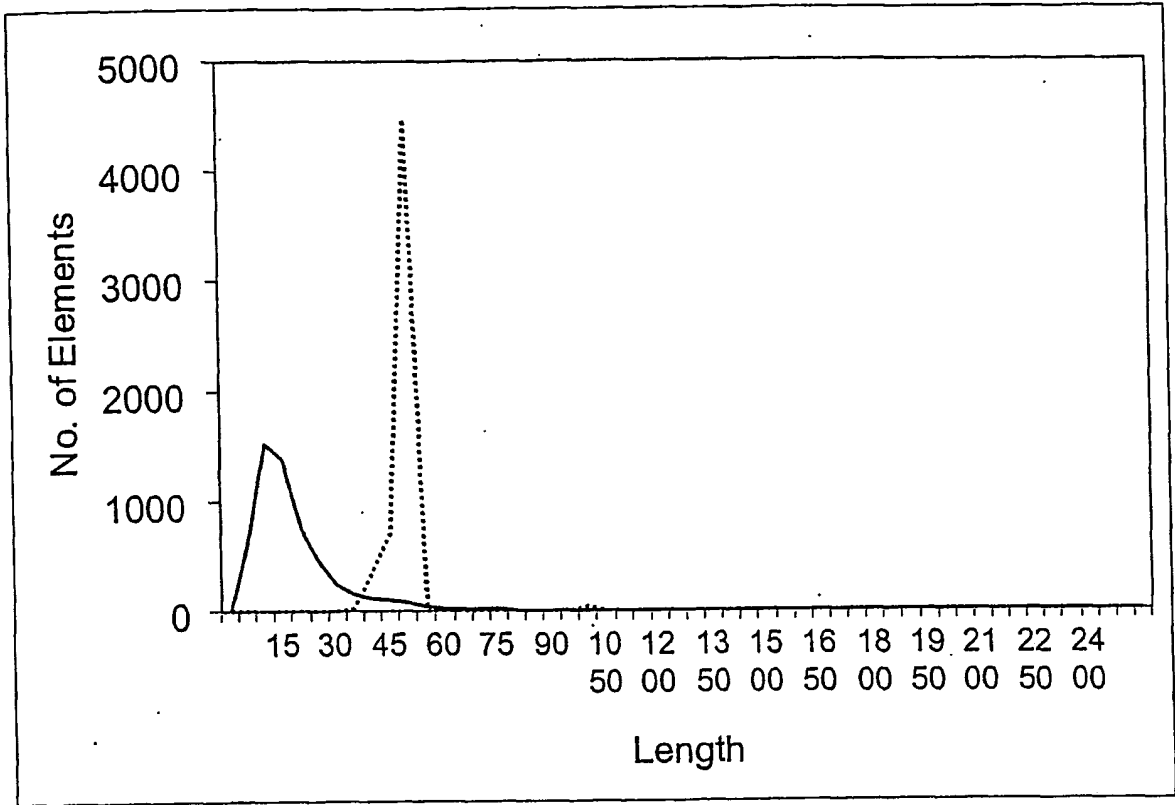


Fig. 5

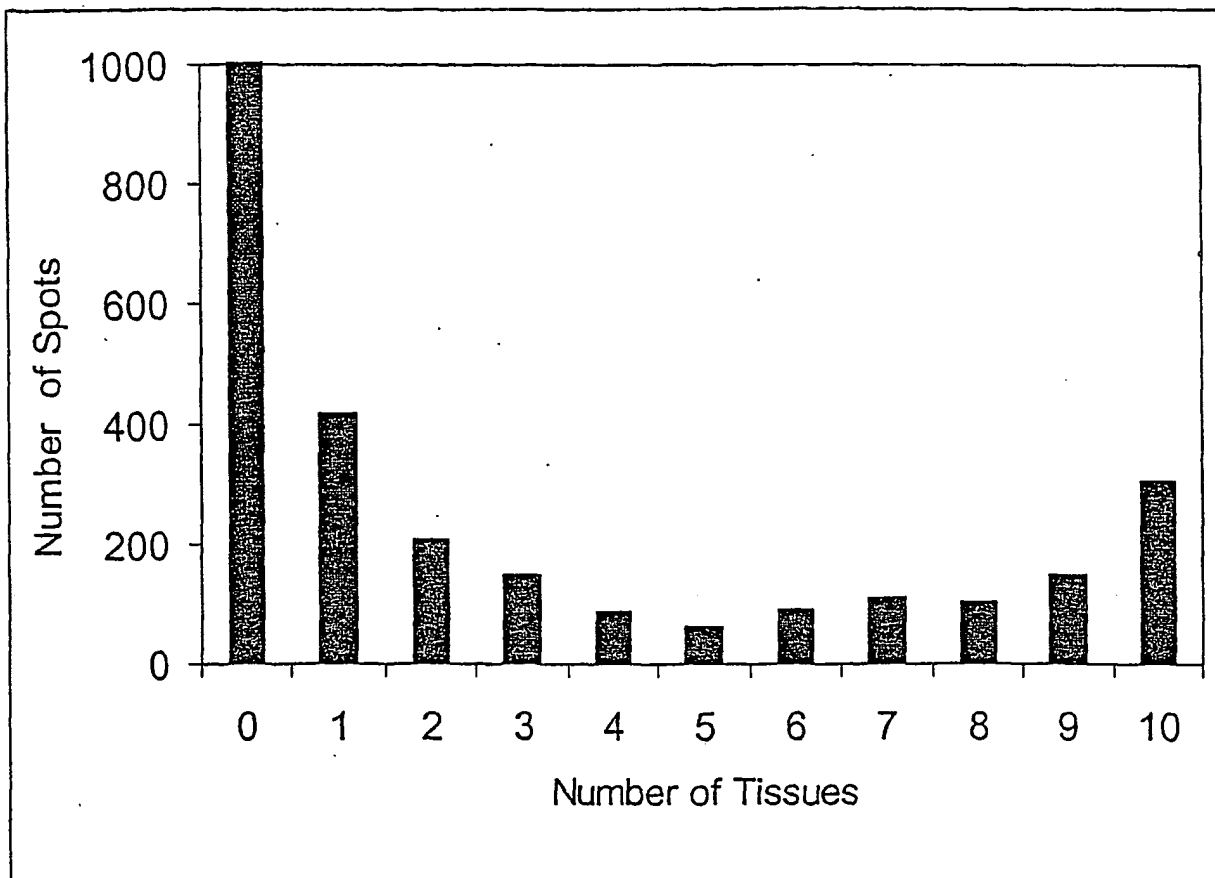



Fig. 6



EST Hit  
 Bone Marrow  
 Brain  
 BT474  
 Fetal Liver  
 HBL100  
 Heart  
 HeLa  
 Liver  
 Lung  
 Placenta

Fig. 7a

ratio legend

>9  
8  
7  
6  
5  
4  
3  
2  
1



Fig. 7b

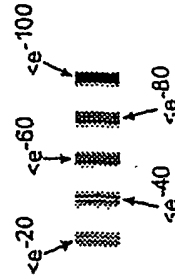


Fig. 7c

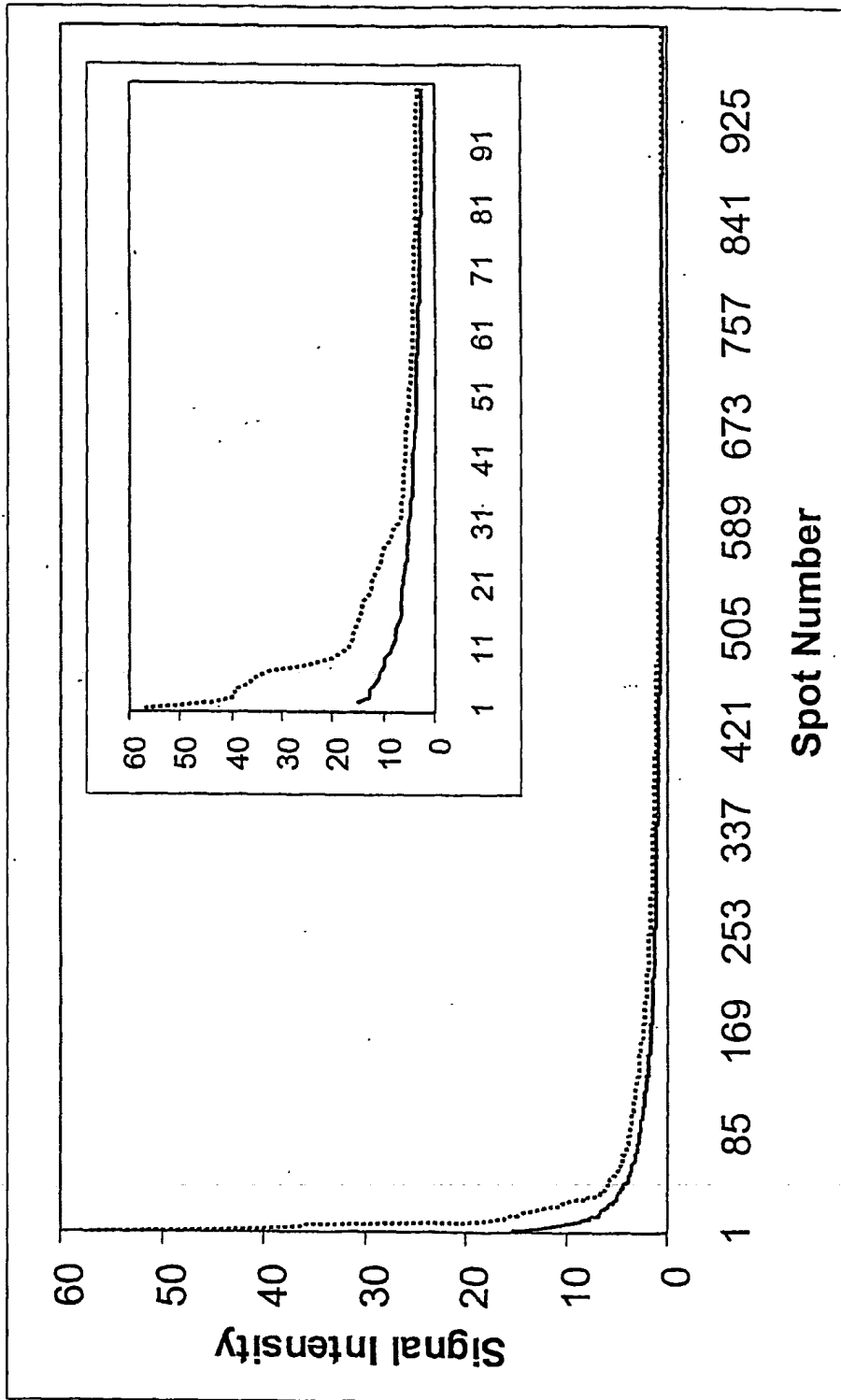


Fig. 8




Fig. 9

Fig. 10

